AECOM Imagine it. Delivered.

Dublin Waste to Energy Facility

Traffic and Transport Assessment
Dublin Waste to Energy Limited

February 2021

Comhairle Cathrach Bhaile Átha Cliath
Dublin City Council

Quality information

Prepared by	Checked by	Verified by	Approved by
Brian McMahon Associate Director	Eoin Greene Technical Director	Fergus Hayes Director	Fergus Hayes Director

Revision History

Revision	Revision date	Details	Authorized	Name	Position
0	05.12.18	For Issue	FH	Fergus Hayes	Director
1	17.01.19	For Issue	FH	Fergus Hayes	Director
2	31.01.19	For Issue	FH	Fergus Hayes	Director
3	30.10.20	For Issue	FH	Fergus Hayes	Director

Prepared for:

Dublin Waste to Energy Limited

Prepared by:

Brian McMahon
Associate Director
T: 01 2383100
E: brian.mcmahon@aecom.com

AECOM Ireland Limited
4th Floor
Adelphi Plaza
Georges Street Upper
Dun Laoghaire
Co. Dublin A96 T927
Ireland

T: +353 1 238 3100
aecom.com

© 2020 AECOM Ireland Limited. All Rights Reserved.

This document has been prepared by AECOM Ireland Limited (“AECOM”) for sole use of our client (the “Client”) in accordance with generally accepted consultancy principles, the budget for fees and the terms of reference agreed between AECOM and the Client. Any information provided by third parties and referred to herein has not been checked or verified by AECOM, unless otherwise expressly stated in the document. No third party may rely upon this document without the prior and express written agreement of AECOM.

Table of Contents

1. Traffic & Transport 6
2. Existing Situation Baseline 8
3. Existing Waste to Energy Facility 17
4. Assessment of Likely Significant Effects 28
5. Development Traffic Impact 33
6. Summary 36
Appendix A Waste Delivery Vehicles 38
Appendix B Residual Waste Vehicles 39
Appendix C Services Vehicles 40
Appendix D Staff / Visitor Vehicles 41
Appendix E Forecast Trip Generation 42
Appendix F AM Peak Traffic Flow Diagrams 43
Appendix G PM Peak Traffic Flow Diagrams 44
Appendix H PICADY Analysis 45
Appendix I 2017 Traffic Surveys 46
Appendix J 2018 Traffic Surveys 47

Figures

Figure 1-1 Facility Location (Source: Google Maps) 6
Figure 2-1 Existing Network Surrounding the Waste to Energy Facility (Source: Google Earth) 8
Figure 2-2 R131 Regional Road 8
Figure 2-3 Pigeon House Road 9
Figure 2-4 South Bank Road and White Bank Road 9
Figure 2-5 Sean Moore Road 10
Figure 2-6 Road Collison Data (Source: RSA.ie) 11
Figure 2-7 Traffic Survey Locations 12
Figure 2-8 AM 2017 Traffic Flow Diagram 13
Figure 2-9 PM 2017 Traffic Flow Diagram 13
Figure 2-10 2017 AM & PM Peak Max Queue Lengths 14
Figure 2-11 AADT for ATC Sites (Total Vehicles) 15
Figure 2-12 AADT for local access roads 15
Figure 2-13: 2018 Junction Turning Counts 16
Figure 3-1 Existing Access into the WTE Facility 17
Figure 3-2 Service Access 18
Figure 3-3 Residual Waste Removal Routes 24
Figure 3-4 Bottom Ash RWVs to and from the South Docks at the Service Access 24
Figure 3-5 Bulk Transfer Vehicle accessing from the R131 onto the Sean Moore Roundabout 26
Figure 3-6 Bulk Transfer Vehicle accessing the Facility from Pigeon House Road 27
Figure 4-1: Operational Monthly Tonnage 28
Figure 4-2: Operational Average Daily Waste Delivery Vehicles 28

Tables

Table 2-1 Dublin Bus Services facilitating Ringsend 10
Table 3-1: WTE Licence and Planning Permission Overview 18
Table 3-2 Waste Delivery Trip Generation Strategy 19
Table 3-3 Overview of Waste Delivery Vehicle Trips (October 2017 to July 2018) 20
Table 3-4 Current Average Waste Delivery 20
Table 3-5 Current Average Daily WDV 20
Table 3-6 Original TTA / EIS Assumptions 23
Table 3-7 Existing Proportional Split of RCVs and BTVs 23
Table 3-8 Current Daily Average APC Residual Waste Vehicles 24
Table 3-9 Average Bottom Ash Waste Residual Waste Vehicles 25
Table 3-10 Service Access (12 Hour Survey) 25
Table 3-11 Staff Access (12 Hour Survey) 26
Table 3-12 Trip Distribution Current Waste Delivery Vehicle Arrivals 27
Table 3-13 Trip Distribution Current Waste Delivery Vehicle Departures 27
Table 4-1: Combined December 17, January 18 and May 18 Monthly Average (Worst Case Scenario) 29
Table 4-2 Proposed Average Daily WDV (Worst Case Scenario) 29
Table 4-3 Proposed APCR Residual Waste Vehicles (Worst Case Scenario) 30
Table 4-4 Proposed Bottom Ash Waste Residual Vehicles (Worst Case Scenario) 30
Table 4-5 Forecast AM and PM Trip Generation 31
Table 5-1 Percentage Impacts 33
Table 5-2: Impact on T-junction (South Bank Road / White Bank Road) 35

1. Traffic & Transport

This report presents the operational traffic impact assessment of the proposed increase waste tonnage treatment at the Waste to Energy (WtE) facility (herein referred to as the Facility) on Pigeon House Road, Poolbeg, Dublin 4, from 600,000 tonnes to 690,000 tonnes per year. Details are provided showing that the traffic generated as a result of this proposed increase is within the limits assessed in the original EIS and consented by An Bord Pleanála as part of the Facility's extant planning permission.

1.1 Background

The location of the existing Facility is shown below in Figure 1-1.

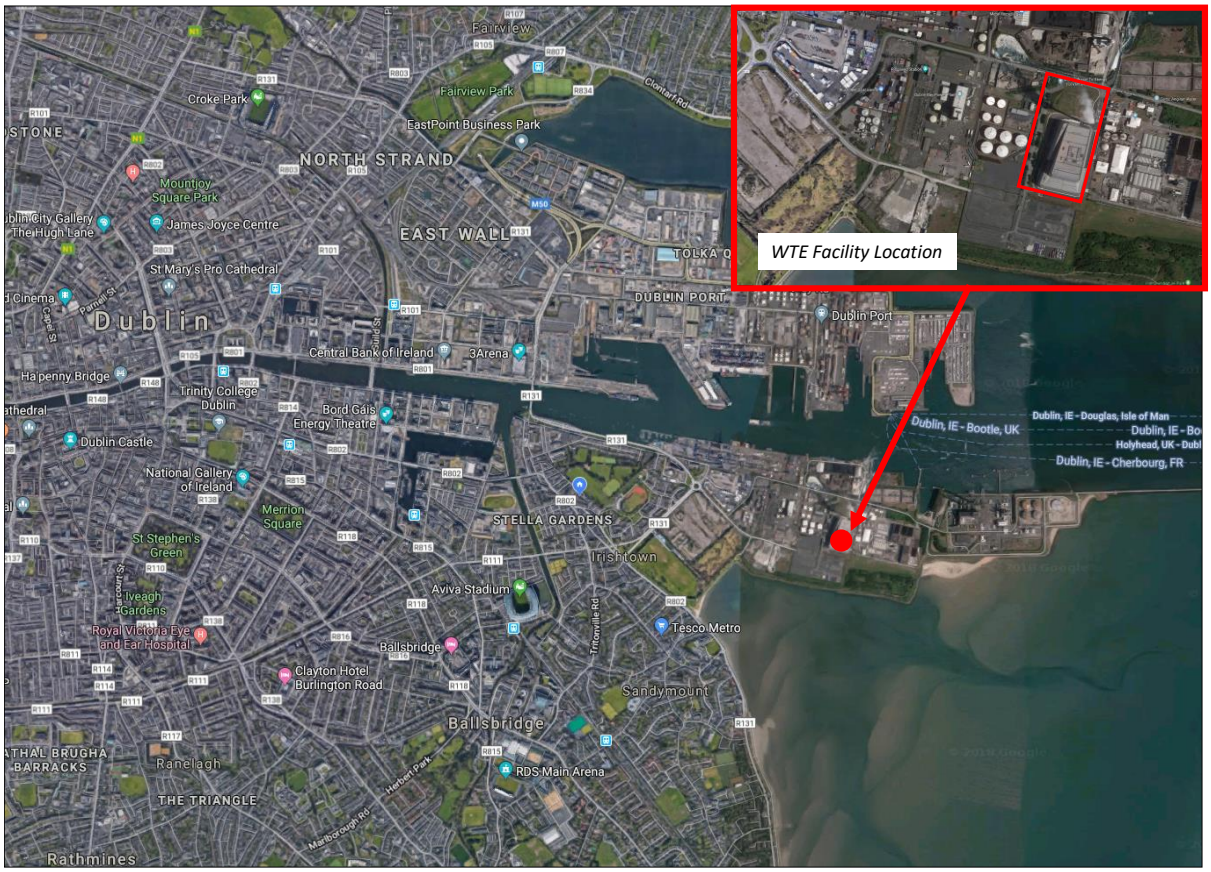

Figure 1-1 Facility Location (Source: Google Maps)

To complete this report, reference should be made to the following documents and surveys:

- Dublin City Development Plan 2016-2022 (Dublin City Council);
- Dublin Port Masterplan 2040 Reviewed 2018;
- TII Traffic and Transport Assessment Guidelines 2014 (Transport Infrastructure Ireland);
- Data of Trip Generation of Waste Delivery Vehicles from October 2017 to July 2018 (source DWtE);
- 2017 Traffic Counts commissioned on the surrounding road network;
- 2018 Traffic Counts commissioned at the Facility access and Sean Moore Road Roundabout;
- Dublin Waste to Energy Facility, Traffic Impact Assessment (ILTP, 2006); and
- Dublin Waste to Energy Facility, Environmental Impact Statement, Chapter 7 - Traffic, (RPS Consulting Engineers).

1.2 Objectives

The objective of this report is to undertake a review of the existing Waste Delivery Vehicles (WDVs) trip generation rate to the Facility, to assess the trip generation rate associated with the proposed 15% increase in annual waste treatment capacity from 600,000 tonnes to 690,000 tonnes and to undertake an assessment of the likely significant effects on the environment of the Proposed Tonnage Increase.

Another objective of this report is to examine the traffic impact of the proposal on the local area road network. The net change in traffic on the network due to additional traffic has been calculated and its likely significant effects on the local road network has been investigated.

1.3 Methodology

The methodology for this report is as follows:

- Establish the baseline by assessing the current traffic levels on the local road network surrounding the Facility;
- Determine the current average trip generation rate of WDVs to and from the Facility;
- Determine the proposed future trip generation rate of WDVs to and from the Facility based on the increased annual waste treatment capacity of 690,000 tonnes; and
- Assess the traffic impact and likely significant effects of the proposed increased annual waste treatment capacity of 690,000 tonnes in the AM and PM local road network.

2. Existing Situation Baseline

2.1 Existing Road Network

The Facility is located in Poolbeg, Dublin 4 and is accessed from the Pigeon House Road junction. The map in Figure 2-1 illustrates the location of the Facility and the existing road network in close proximity to the Facility as well as the existing access into the Facility.

Figure 2-1 Existing Network Surrounding the Waste to Energy Facility (Source: Google Earth)

R131 Regional Road

The R131 is a regional road that is approximately 5km in length. It begins in Drumcondra and continues in a south east direction down through East Wall Road and the East Link Toll Bridge and terminates at the Sean Moore Road/Beach Road junction. The R131 in the vicinity of the Facility is wide and has a toll located along it. There is a footpath on one side of the road; two sides travelling over the bridge. This footpath is narrow in places but is in good condition. See photos in Figure 2-2 below.

Figure 2-2 R131 Regional Road

Pigeon House Road

Pigeon House Road is a single carriageway road approximately 6m in width. The road on approach to the Facility has a footpath on both sides. This footpath is narrow in places. There are no pedestrian crossing facilities along the road. There are no cycle facilities in place along the road. See photos in Figure 2-3.

Figure 2-3 Pigeon House Road

South Bank Road/White Bank Road

The South Bank Road and the White Bank Road are wide distributor roads that provide access for employees and Heavy Goods Vehicles (HGV) vehicles into and out of the Poolbeg Peninsula. As shown in the photos in Figure 2-4, footpath provision along the road is narrow behind existing concrete blocks.

Figure 2-4 South Bank Road and White Bank Road

Sean Moore Road

The Sean Moore Road is a wide single lane two-way operating road. There are footpaths on both sides of the road; these are wide and in good condition, as illustrated in Figure 2-5.

Figure 2-5 Sean Moore Road

2.2 Pedestrian/Cycle Facilities

There are footpaths in place along South Bank Road and Pigeon House Road leading up to the Facility. The condition of the paths varies over the length of the road and are narrow in places.

Footpath provision on Sean Moore Road is good. There are footpaths on both sides of the road which are wide and in good condition. A footpath is provided along the R131 over the majority of its length. There is no footpath on this road for a section of approximately 160m from the roundabout with Sean Moore Road, travelling west. Pedestrians have to traverse Sean Moore Road and Pigeon House Road, where it then joins the R131. There is a footpath for the remainder of the R131 on one side of the road. This is a very busy road with a toll and bridge. The footpath is narrow along the length of the road.

There are no cycle facilities on the road network in the vicinity of the Facility.

2.3 Public Transport

Bus Services
Table 141 below outlines the Dublin Bus services that facilitate the Ringsend area as well as the route and frequency of these services.

Table 2-1 Dublin Bus Services facilitating Ringsend

Service No	Route	Mon – Fri Frequency	Saturday Frequency
1	Santry towards Sandymount	20 mins	30 mins
47	Poolbeg to Belarmine	30 mins	30 mins

2.4 Rail Services

The LUAS red line is located just over two kilometres from the Waste to Energy Facility. This line serves from the 3 Arena out to Dublin West, through locations such as Smithfield, Rialto, Inchicore, Drimnagh, Tallaght and City West.

The closest DART/Train station is Lansdowne Road. It is located approximately 2.5km from the Facility. This rail line serves north and south of Dublin.

The distance to walk to/from these stations would take approximately 20 – 25 minutes.

2.5 Road Safety History

The RSA online database has been reviewed in order to identify the collision history on the road network in the vicinity of the Facility. Collision data between the years 2005 – 2016 is displayed in the map in Figure 2-6. This is the most up to date collision data available on the RSA website.

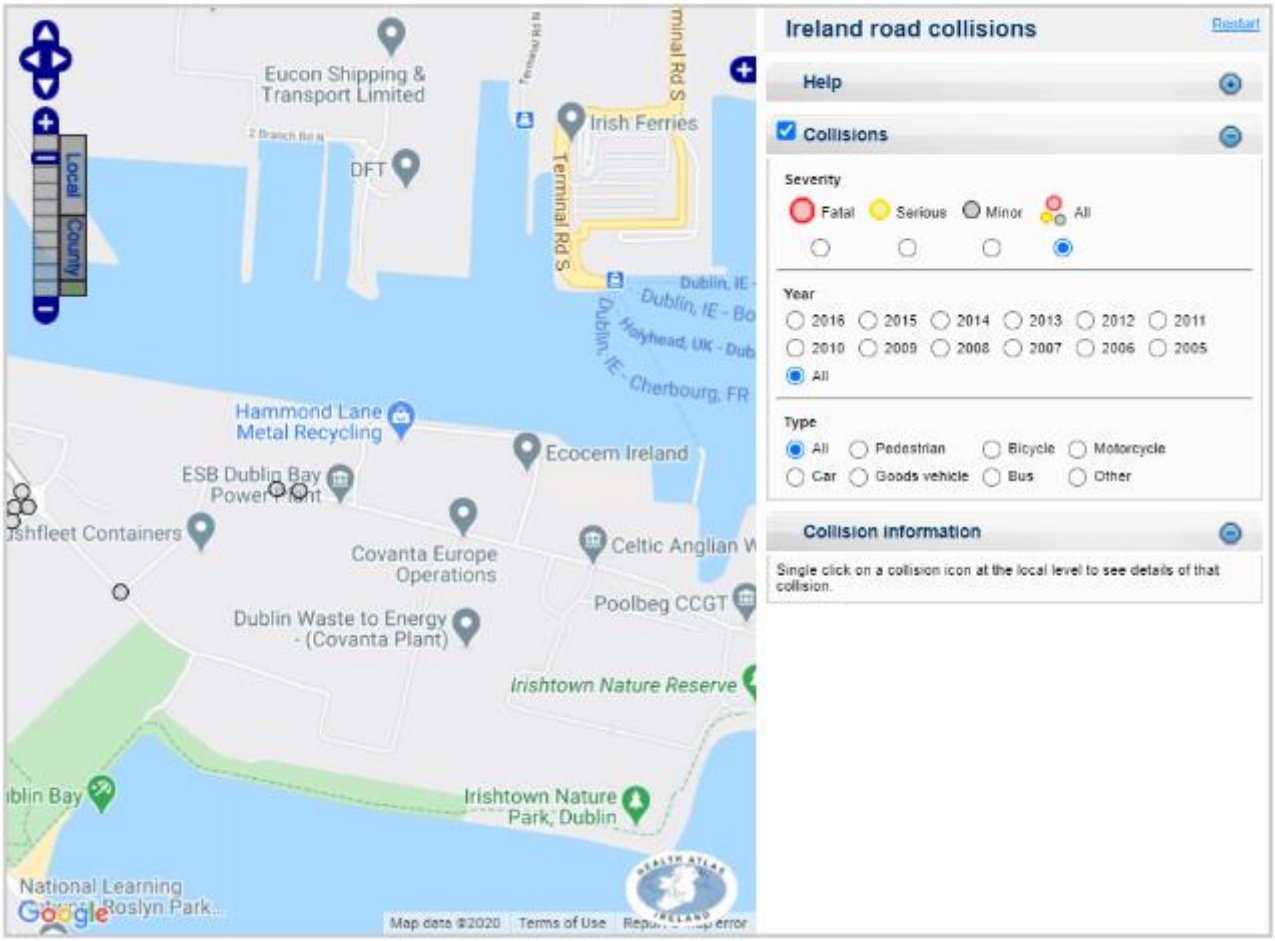

Figure 2-6 Road Collison Data (Source: RSA.ie)

There have been two collisions on the Pigeon House Road that are approximately 400m west of the Facility. Both of these have been minor in nature. The first collision occurred in 2005 and involved a car and pedestrian. The second collision occurred in 2007 and involved a goods vehicle.

Existing Traffic Data

To inform this TTA, traffic surveys were undertaken both in 2017 and 2018. The 2017 traffic survey were undertaken prior to the opening of the Facility, to ensure that the existing traffic network was captured accurately. The 2018 traffic surveys were undertaken after the opening of the Facility, to provide an independent assessment of the Facility's trip generation and trip distribution. It should be noted that 2020 traffic surveys were not considered appropriate, given the reduction in background traffic due to Covid-19. The 2017 and 2018 surveys are considered recent counts, as required by TII Traffic and Transport Assessment Guidelines, with growth rates applied to allow for a reflective analysis of the future year scenarios.

The 2017 traffic count surveys were undertaken at relevant key selected junctions and links surrounding the Facility. The following surveys were conducted:

- Junction Turning Count (JTC) Surveys
- Queue Length Surveys
- Automatic Traffic Count (ATC) Surveys

These surveys were conducted on Tuesday 4 April 2017 during a weekday when schools were in operation. The Facility was nearing completion at the time, undertaking its final fit out. Therefore, the April 2017 traffic counts exclude any Facility trips. The counts were carried out for a 24 hour time period. These are detailed below and illustrated in the map in Figure 2-7.

Figure 2-7 Traffic Survey Locations

Junction Turning Counts/Queue Length Survey Locations

Junction Turning Counts and Queue Lengths were measured at seven key junctions within the road network on Tuesday, 4 April 2017. These locations are as follows:

1. South Lotts Road / Ringsend Road / South Dock Road / Bridge Street Junction;
2. R131 East Link Road / R801 North Wall Quay / R 131 East Wall Road Roundabout Junction;
3. Sean Moore Road / Pigeon House Road / R131 East Link Road / Southbank Road Roundabout Junction;
4. Beach Road /Cranfield Place / Sean Moore Road Signal Controlled Junction;
5. Sean Moore Road / Church Avenue / Beach Road Signal Controlled Junction;
6. Irishtown Road / Londonbridge Road / Church Avenue Signal Controlled Junction; and,
7. South Bank Road / Whitebank Road Priority Junction.

Shown in Figure 2-8 and Figure 2-9 below are the AM (08:00 – 09:00) and PM (17:00 – 18:00) peak 2017 base year turning count flows at the seven key junctions on the road network. Flows are shown in Passenger Car Units (PCUs)[1].

[1] *Passenger Car Unit (PCU) is a metric used in Transportation Engineering to assess traffic-flow rate on a road. It is essentially the impact that a mode of transport has on traffic variables (such as headway, speed, density) compared to a single car.*

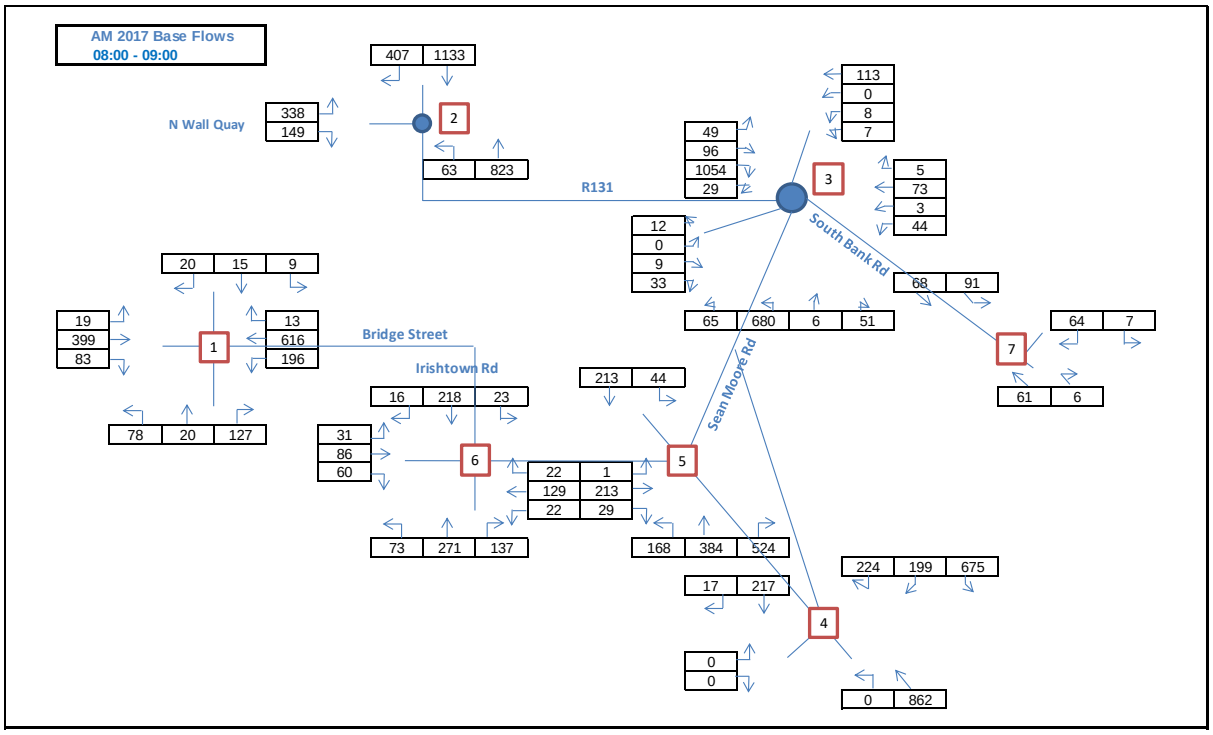

Figure 2-8 AM 2017 Traffic Flow Diagram

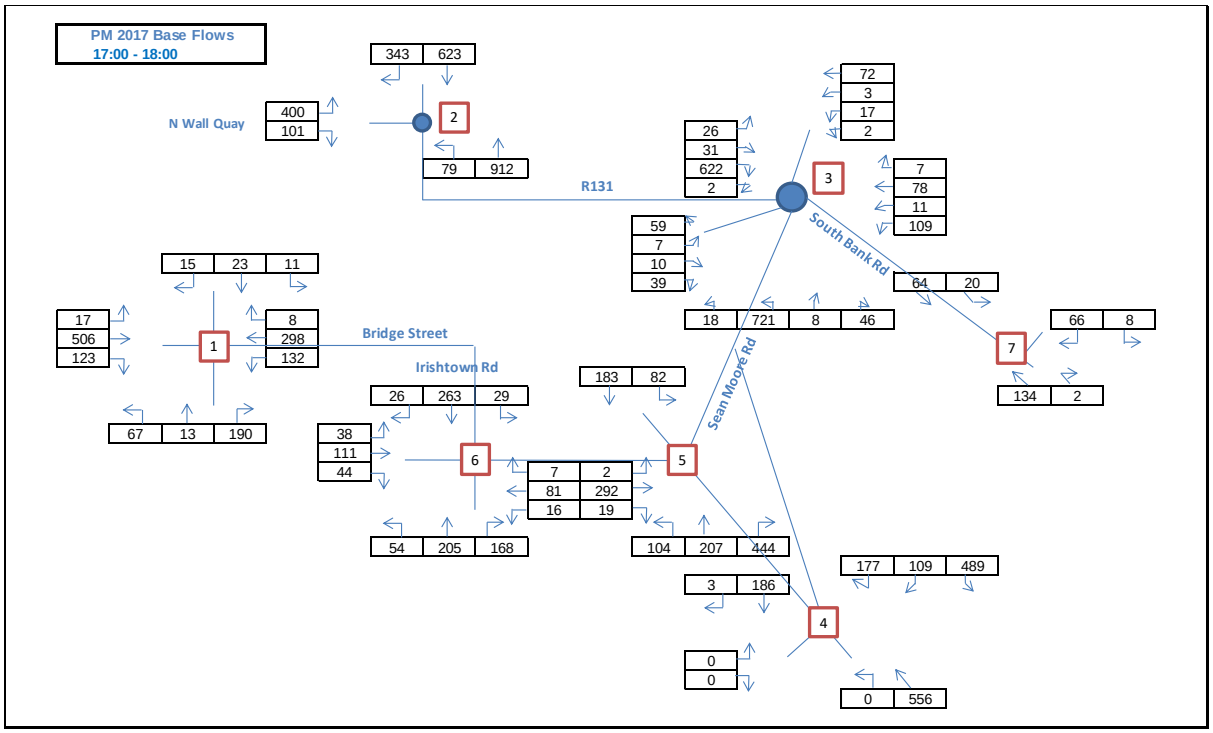

Figure 2-9 PM 2017 Traffic Flow Diagram

In the AM peak hour, the highest traffic flow movement is from East Wall Road travelling south over the East Link Bridge with 1,133 PCUs. This traffic flow then approaches the R131/Sean Moore Road roundabout where the majority of this flow, 1,054 PCUs, turns right onto Sean Moore Road travelling southbound to the Sean Moore Road/Beach Road junction where it distributes further.

In the PM peak hour, the highest traffic flow movement is travelling northbound from the East Link Bridge to East Wall Road with 912 PCUs. The majority of this traffic, 721 PCUs, is coming from Sean Moore Road.

Queue Lengths

Shown in Figure 2-10 below are the AM (08:00 – 09:00) and PM (17:00 – 18:00) peak 2017 base year maximum queue lengths at the seven key junctions on the road network.

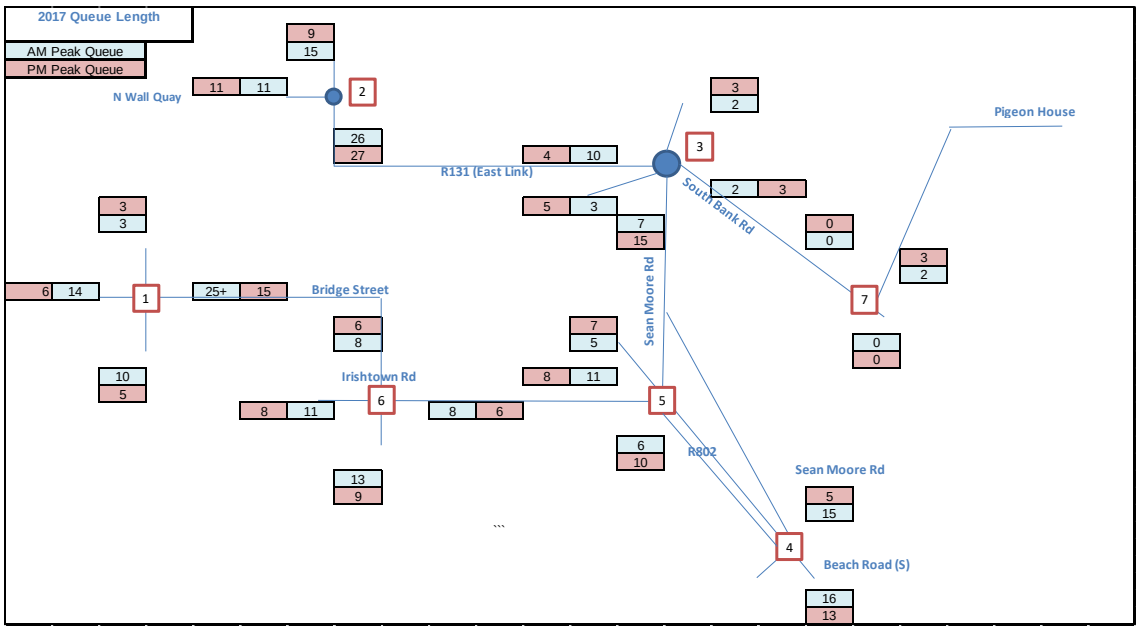

Figure 2-10 2017 AM & PM Peak Max Queue Lengths

In the AM peak hour, the highest queue is at the Point Roundabout queuing south over the East Link Bridge with a queue of 26 vehicles. The queue lengths on the R131/Sean Moore Road are moderate with a maximum queue of 10 vehicles on the R131 East Link arm of the junction.

In the AM peak hour, the highest queue is again at the Point Roundabout travelling south over the East Link Bridge with a queue of 27 vehicles. The queue lengths on the R131/Sean Moore Road are moderate with a maximum queue of 15 vehicles on the Sean Moore Road arm of the junction.

Automatic Traffic Counts

Automatic Traffic Counts[2] were undertaken at five locations within the study area, with weekday counts undertaken from Monday 3rd April to Friday 7th April, these are detailed as follows and illustrated in Figure 1-1 above, depicted A through E inclusive:

A. East Wall Road;

B. R131 – West of JTC Site 3;

C. Sean Moore Road – South of JTC Site 3;

D. Beach Road – South of JTC Site 4; and,

E. Irishtown Road.

Shown below in Figure 2-11 is the Weekday AADT[3] for the five sites surveyed in total vehicles.

[2] Automatic Traffic Counts are data loggers with rubber tubes installed on the road carriageway which allow the accurate count of vehicle flow and speed.
[3] AADT – Annual Average Daily Traffic. The total volume passing a point or segment of a road for one year, divided by the number of days in the year.

Figure 2-11 AADT for ATC Sites (Total Vehicles)

Results show that Site A, East Wall Road, has the highest AADT with over 30,000 two-way vehicle flow over a 5-day average period. The lowest AADT recording is at Site E, Irishtown Road, which has an AADT of 14,169 two-way vehicle flow over a 5 day average period.

Shown below in Figure 2-12 is the localised AADT recorded at the Sean Moore Road north arm and the South Bank Road arm. The South Bank arm provides localised access to and from the Poolbeg Peninsula, which includes the Facility. The Sean Moore Road north arm provides access to the Dublin Port.

Figure 2-12 AADT for local access roads

The AADT along both local roads is low in comparison to the traffic flows along the main roads. The AADT for Sean Moore Road north is 1,628 two-way vehicle flow with HGV vehicles accounting for 62% of this traffic. The AADT for South Bank Road is 4,178 two-way vehicle flow with HGV vehicles accounting for 52% of this traffic.

2018 Traffic Surveys

Junction Turning Counts and video surveys were undertaken at the Facility access junctions and Sean Moore Road on Tuesday, 2 October 2018. These are set out in Figure 2-13 and are as follows:

(i) Pigeon House Road / Waste to Energy Waste Delivery Vehicle Access;

(ii) Shellybanks Road / Waste to Energy Staff Access; and

(iii) Sean Moore Road / Pigeon House Road / R131 East Link Road / Southbank Road Roundabout Junction.

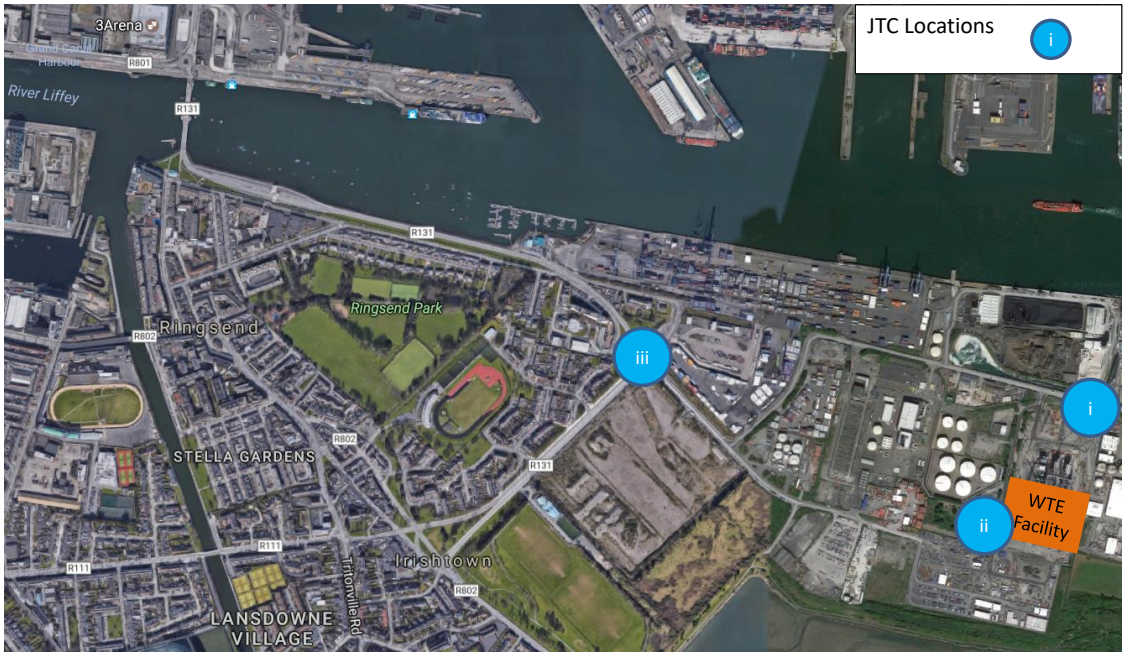

Figure 2-13: 2018 Junction Turning Counts

The 2018 traffic surveys were undertaken when the Facility was fully operational. It provided detailed information on the following;

- An hourly breakdown of the trips generated by the Facility;
- Size of the WDVs;
- Trip Distribution of the WDVs;
- Existing Trip Generation rate of service vehicles, in particular the AM and PM peaks; and
- Existing Trip Generation rate of staff and visitor vehicles, in particular the AM and PM peaks.

The type and size of WDVs accessing the Facility, Residual Waste Vehicles (RWVs), service vehicles, and existing staff and visitor trip generation rate is set out in Section 14.3.

Committed Development

Former Irish Glass Bottle (IGB) & Fabrizia Sites

An application (ref. PWSDZ3270/19) for a strategic housing development has been approved by DCC at the former Former Irish Glass Bottle (IGB) & Fabrizia Sites, Poolbeg West, Dublin 4 on Sean Moore Road. The development will be predominately residential, comprising apartments and social housing.

Phase 1 of the development will include approximately 1,200 residentials units, and 2,500sqm GFA of retail space. Upon full completion, the development will include approximately 3,600 residentials units, 89,000sqm GFA of office space, and 5,000sqm GFA of retail space.

This committed development has been included within the analysis which results in a more robust traffic analysis of the proposed developments impact on the surrounding road network.

3. Existing Waste to Energy Facility

3.1 WTE Facility Operations Overview

The Facility became operational in summer 2017. The current operational hours for the Facility are 24 hours a day, seven days a week. However, the Facility has a licence to only accept WDVs Monday to Saturday from 08:00 to 22:00.

Waste is transferred to the Facility by WDVs. There are two types of WDVs; Refuse Collection Vehicle (RCVs) and Bulk Transfer Vehicles (BTVs). RCVs are typically rigid trucks with between three and four axles[4], while BTVs are typically five-axle articulated vehicles.

Other vehicle types that may access the Facility include: Residual Waste Vehicles (RWVs); services vehicles; and staff and visitor vehicles. RWVs, which are typically between four and five axle trucks, access the Facility to collect residual solid waste residues, which are brought to off-site locations[5]. Service vehicles include cars, Light Goods Vehicles (LGVs) and Heavy Goods Vehicles (HGVs). Staff and visitor vehicles include cars, taxis, LGVs and bicycles.

3.2 Existing Access to the Facility

The Facility is accessed via South Bank Road and Pigeon House Road. There are currently two accesses into the Facility. One access is located off Shellybanks Road, which provides access for staff and visitors to the Facility. The second access is via Pigeon House Road. The service access provides for all WDVs, RWVs and service vehicles to the Facility. This is illustrated in Figure 3-1 below.

There are currently 35 parking spaces available for staff parking.

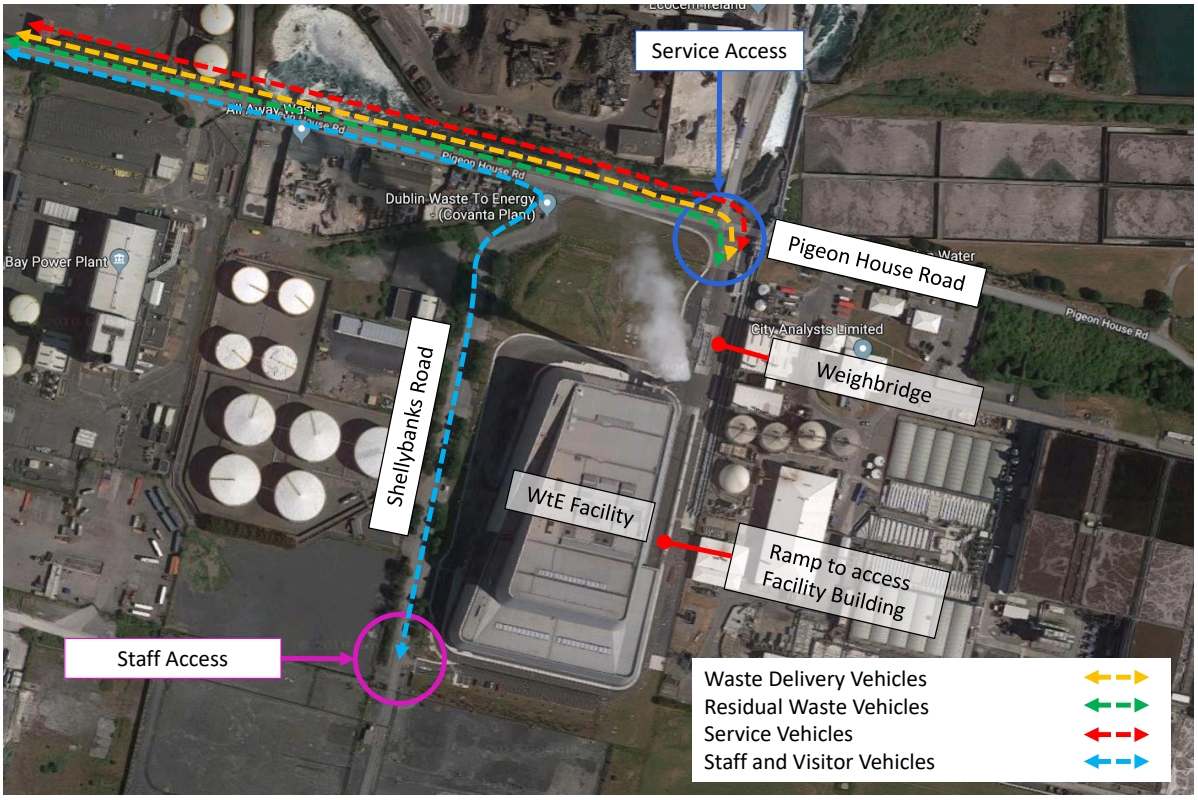

Figure 3-1 Existing Access into the WTE Facility

Figure 3-2 shows the existing service access to the Facility. The first photo shows the existing access on Pigeon House Road, while the second photo shows WDVs waiting at the weighbridge and the ramp to access the Facility

[4] RCVs also include a small percentage of skip trucks and Roll On/Off Hook Loading Trucks (ROROs)
[5] Some RWV's may also be articulated vehicles to remove the APCR from the Facility, which are generally 4/5 axle vehicles.

building. All vehicles entering and exiting the facility are recorded and weighed to determine the number of vehicles and tonnage of waste or residual waste entering and exiting the Facility.

Figure 3-2 Service Access

3.3 Approved Waste Delivery Vehicle Trip Generation

Table 3.1 below illustrates an outline of the EPA licence and ABP conditions for the Facility. Under its extant licence from the Environmental Protection Agency (EPA), the Facility is permitted to treat up to 600,000 tonnes of waste per year. Under its planning approval from An Bord Pleanála, which is based on the access strategy set out in the original EIS, a total of 121 WDVs per day (242 combined trips[6] arriving and departing the Facility per day) can access the Facility.

Table 3.1: WTE Licence and Planning Permission Overview

Item	Description
1. Current Intake Volume	600,000 Tonnes per year
2. Opening Days	312 days annually (Facility is closed for waste deliveries on Sundays)
3. WDV Trips	121 WDVs per day (242 combined trips arriving and departing the Facility per day) Based on the assessed strategy set out in the original EIS.
4. Routing	Condition 4 of Planning Permission: Waste deliveries to the facility shall be in accordance with the strategy proposed and elaborated on by Dublin City Council at the oral hearing. Deliveries of waste (and return trips), except from the central area as indicated on slides/drawings submitted at the oral hearing, shall be via the M50 and the Dublin Port Tunnel. Conditions requiring compliance with this transport strategy shall be incorporated into relevant permits granted to waste collectors.

Table 3.2 also illustrates the strategy to deal with the waste delivery generation rate to the Facility from the original planning permission.

[6] *A combined trip is counted as the sum of the arrival and the departure trips from the Facility.*

Table 3.2 Waste Delivery Trip Generation Strategy

	Daily Total (07:00 – 22:00)		Average Per Hour	
	Vehicles	PCUs[7]	Vehicle	PCUs
Arrival	121	363	9	27
Departure	121	363	9	27
Total	242	726	18	54

3.4 Existing Vehicle Trips

There are a variety of vehicles that come to the Facility. The vehicles have been broken down into a number of categories:

- Waste Delivery Vehicles (WDVs);
- Residual Waste Vehicles (RWVs);
- Service vehicles; and
- Staff and visitor vehicles.

WDVs are the largest proportion of trips to the Facility.

3.5 Existing Waste Delivery Trip Generation

As part of this report, an assessment has been undertaken, based on the Facility's delivery records provided by the Operator for traffic and waste tonnage received at the Facility over a ten-month period from October 2017 to July 2018. These records provided detailed information including;

- Total daily tonnes;
- Total daily number of vehicles; and
- Average tonnes per vehicle.

This data has been further subdivided by vehicle type; that is RCVs and BTVs. The daily record of WDVs trips for this period is provided in Appendix A.

Table 3-3 below, illustrates a monthly summary of this assessment, including: the monthly tonnage of waste received by the Facility, the recorded number of WDVs, the number of days the Facility was operational, the daily average of WDVs and their trips (sum total of the arrivals and departures). The three months with the highest waste tonnage delivery were December 2017, January 2018 and May 2018.

[7] *A PCU conversion factor of 3 was applied to an HGV in the original assessment in line with the DTO's (now NTA) Model assumptions.*

Table 3.3 Overview of Waste Delivery Vehicle Trips (October 2017 to July 2018)

	Oct-17	Nov-17	Dec-17	Jan-18	Feb-18	Mar-18	Apr-18	May-18	Jun -18	Jul-18
Monthly Tonnage	55,910	55,543	59,624	62,013	36,727	45,616	53,309	57,360	52,003	49,118
Monthly No. WDVs	2,462	2,485	2,628	2,695	1,696	1,987	2,329	2,619	2,372	2,267
Days Operational	25	25	24	26	24	25	24	26	25	24
Daily Average WDVs	98	99	110	104	71	79	97	101	95	94
Daily Trips (movements to and from the Facility)	197	199	219	207	141	159	194	201	190	189

The summary results of the assessment, based on the 10 months of on-site delivery records provided by the Operator, are provided in Table 3.4 below.

Table 3.4 Current Average Waste Delivery

Item	Statistic
Average Monthly Tonnage (Oct 17 – July 18)	52,722 tonnes[8]
Average Monthly WDVs	2,354
Average Number of Operational Monthly Days	25
Average Tonnes Per Day	2,117
Average WDVs Per Day	95
Average Tonnes Per WDVs	22
Average Daily Trips (combined arriving and departing the Facility)	190

The existing monthly delivery of waste is catered for by an average of 95 WDVs per day (190 combined trips arriving and departing the Facility per day), as set out in Table 3.5.

Table 3.5 Current Average Daily WDV

	Daily Total (07:00 – 22:00)		Average Per Hour	
	Vehicles	PCUs	Vehicle	PCUs
Arrival	95	285	7	21
Departure	95	285	7	21
Total	190	570	14	42

Therefore, the WDVs trip generation rate is significantly less than the 121 WDV trips per day set out in the original EIS strategy and approved by the original planning permission. Sections 3.5.1 to 3.5.4 outline the reasons for the lower trip generation rate of WDVs than was originally anticipated, including a comparison of the

[8] The EPA licence permits the Facility to treat up to 600,000 tonnes of waste a year. This total is for a calendar year, while the on-site delivery records is based over two calendar years, 2017 and 2018. The Facility has not, and will not, exceed its extant licence of 600,000 tonnes per year in 2018.

average tonnage per WDV, and the percentage of RCVs and BTVs, compared to the original planning application.

Waste Delivery Vehicles

Waste Deliveries to the Facility are brought by either RCVs or BTVs. RCVs come directly from collection routes within the permitted direct delivery zone in Dublin City Centre to the Facility. An example of an RCV accessing the Facility is shown in Figure 3.3 below.



Figure 3.3: Typical Refuse Collection Vehicle accessing the Facility.

A BTV is typically a 5 axles or greater Articulated Vehicle. These vehicles are conditioned to travel to and from the Facility via the Dublin Port Tunnel. An example of a typical BTV accessing the Facility is shown in Figure 3.4 below.

Figure 3.4: Typical Bulk Transfer Vehicle accessing the Facility.

Waste Delivery Vehicle Capacity

An assessment was undertaken on the carrying capacity of RCVs and BTVs, based on the 10-month on-site delivery records provided by the Operator. From this analysis it was calculated that on average RCVs have a carrying capacity of 8.8 tonnes, while BTVs have an average carrying capacity of 25.7 tonnes, as is shown in Table 3.6 below. Therefore, BTVs have nearly three times the average carrying capacity of RCVs.

The daily record of WDV trips and tonnage are provided in Appendix A.

Table 3.6: Average Carrying Capacity of RCVs and Bulk Transfer Vehicle

Waste Delivery Vehicle	Average Carrying Capacity (Tonnes)
Refuse Collection Vehicle (RCV)	8.8
Bulk Transfer Vehicle (BTV)	25.7

Existing Waste Delivery Trip Generation

An assessment was undertaken on the number of RCVs and BTVs accessing the Facility based on the 10 month on-site delivery records provided by the Operator. A higher percentage of BTVs access the Facility compared to RCVs, as is shown in Table 3.7 below.

The daily record of WDV trips and the breakdown between RCVs and BTVs is provided in Appendix A.

Table 3.7: Existing Proportional Split of RCVs and BTVs

Waste Delivery Vehicle	Average Daily Waste Delivery Trips	
	Number of Vehicles	Percentage of WDVs
Refuse Collection Vehicle (RCV)	19	20%
Bulk Transfer Vehicle (BTV)	76	80%
Total	95	100%

Comparison to Original Application

A review of the original EIS states that the “total daily number of RCVs that is expected to deliver directly to the Dublin WtE facility is estimated to be 50”. This would imply that the assumption made in the original application was that the remaining WDVs were BTVs i.e. a total of 71 BTVs. Furthermore, the original traffic assessment was conducted on the basis that waste deliveries would arrive in BTVs in loads of 20 tonnes per vehicle, and the remaining from the central Dublin area in RCVs carrying an average of 10 tonnes.

Table 3-6 shows the average number and the percentage of each type of WDV accessing the Facility as forecast in the original planning application. It was forecast that 121 WDV would be able to deliver approximately 1,920 tonnes per day.

Table 3.7 shows the average number, and the percentage, of each type of WDV accessing the Facility based on the 10 month on-site delivery records provided by the Operator. It shows that there is a higher proportion of BTVs generated by the Facility than was initially assumed in the original application. Given the higher proportion of BTVs generated by the Facility, and the increased average tonnage per WDV, there are less WDV trips generated by the Facility than was forecasted in the original application to deliver the same overall tonnage of waste. Table 3.7 shows that on average 95 WDVs deliver approximately 2,120.40 tonnes per day.

Table 3.8 Original TTA / EIS Assumptions

	Average Daily Waste Delivery Vehicles			
	Number	Percentage	Tonnage	Total Tonnes
Refuse Collection Vehicle (RCV)	50	41%	10	500
Bulk Transfer Vehicle (BTV)	71	59%	20	1,420
Total	121	100%		1,920

Table 3.9 Existing Proportional Split of RCVs and BTVs

	Average Daily Waste Delivery Vehicles			
	Number	Percentage	Tonnage	Total Tonnes
Refuse Collection Vehicle (RCV)	19	20%	8.8	167.20
Bulk Transfer Vehicle (BTV)	76	80%	25.7	1953.20
Total	95	100%		2,120.40

3.6 Other Trip Generators

While WDVs generate the majority of the trips to the Facility, there are other trip generators that come to the Facility, as set out in the following sections.

Residual Waste Vehicles

Solid waste residues are transported from the Facility by RWVs to off-site locations. The Facility must dispose of two types of waste residue from the Facility's activities, namely, Air Pollution Control Residue (APCR) and Bottom Ash. APCR is brought to the north quays via the East Link Bridge, while Bottom Ash is transported to a docking location on the south docks, as illustrated in Figure 3-3.

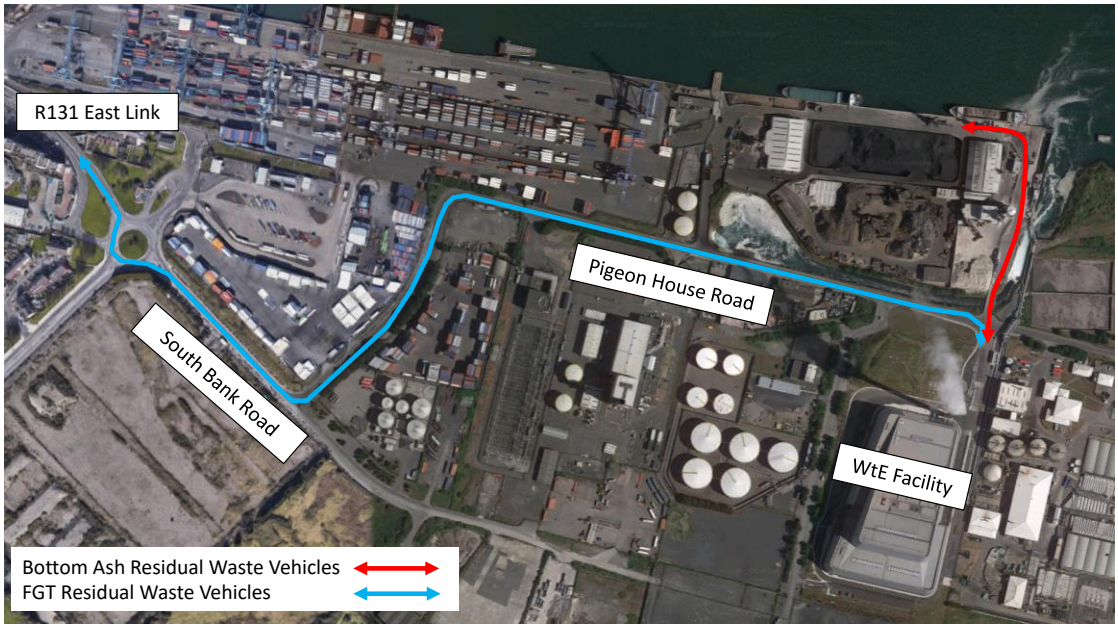

Figure 3-3 Residual Waste Removal Routes

APC Residual Waste Vehicles

APCRs are trucked in sealed containers to an off-site storage area on the North Quays where it awaits shipping. Currently, the trucks needed to perform these waste removal activities are specifically brought on site for this purpose. The route from the Facility for the APCR removal uses the East Link Bridge to the North Quays. Therefore, APCR removal may result in potential significant effects on the external road network, which is assessed in Section 5.

As part of this report, an assessment has been undertaken, based on ten months of on-site APCR RWVs records from the Operator (October 2017 to July 2018). The monthly record of RWVs trips for this period is provided in Appendix B.

This assessment shows that, there is a trip generation rate of four RWV trips per day (eight combined trips arriving and departing the Facility per day). A worst-case assessment has been assumed by applying the RWV trips during the peak traffic periods, i.e. two RWVs arriving and departing during the AM Peak and two RWVs arriving and departing during the PM peak, as set out in Table 3.10 below.

Table 3.10 Current Daily Average APC Residual Waste Vehicles

Vehicle Type	Daily Total (07:00 – 22:00)				AM Peak (08:00 – 09:00)				PM Peak (17:00 – 18:00)			
	Arrivals		Departures		Arrivals		Departures		Arrivals		Departures	
	Vehs	PCU	Vehs	PCU	Vehs	PCU	Vehs	PCU	Vehs	PCU	Vehs	PCU
HGV[9]	4	12	4	12	2	6	2	6	2	6	2	6

Bottom Ash Residual Waste Vehicles

The Facility produces approximately 2,500 tonnes of Bottom Ash per week. Currently, five trucks are brought specifically on site to remove the Bottom Ash from the Facility over a 24 hours period. The Bottom Ash residue is trucked to a docking location opposite the Pigeon House service access approximately 300 metres from the Facility, from where the Bottom Ash is shipped abroad. Therefore, the Bottom Ash removal process does not impact on the wider road network (i.e. the R131 regional road or wider road network). The only impact will be bringing the trucks on site to undertake this operation, which is assessed in Section 5.

Figure 3-4 Bottom Ash RWVs to and from the South Docks at the Service Access

As part of this report, an assessment has been undertaken, based on ten months of on-site Bottom Ash RWVs records from the Operator (October 2017 to July 2018). The monthly record of RWVs trips for this period is provided in Appendix B.

This assessment shows that, the Facility undertakes this operation, on average, six times per month. With five trucks brought on site, six times per month, this equates to approximately one RWV a day. A worst-case

[9] A Heavy Goods Vehicle has a PCU factor of 3.

assessment has been assumed by applying the RWV trips during the peak traffic periods i.e. all the RWVs arriving during the AM peak, and all the RWVs departing during the PM peak, as set out in Table 3.11

Table 3.11 Average Bottom Ash Waste Residual Waste Vehicles[10]

Vehicle Type	12 Hours				AM Peak (08:00 – 09:00)[11]				PM Peak (17:00 – 18:00)[12]			
	Arrivals		Departures		Arrivals		Departures		Arrivals		Departures	
	Vehs	PCU	Vehs	PCU	Vehs	PCU	Vehs	PCU	Vehs	PCU	Vehs	PCU
HGV	5	15	5	15	5	15	0	0	0	0	5	15

Service Vehicles

A 12-hour traffic survey was undertaken at the existing service entrance on the Pigeon House Road in October 2018. A full breakdown of the vehicles, arriving and departing the staff access is provided in Appendix C.

WDVs access the Facility through this junction. However, a traffic survey was undertaken at this junction to establish the number of other vehicles that are generated by the Facility. These vehicles have been counted as service vehicles, distinguishing them from WDVs, RWVs, staff and visitor vehicles.

From the traffic survey, the total number of vehicles entering the service access has been established, with a summary provided in Table 3.12 below. The 12 hour survey shows, there were a combination of cars, Light Goods Vehicles (LGVs), and HGVs accessing the Facility via the service access. There was a total of 55 PCUs arrivals and 37 PCUs departures from the service access.

Table 3.12 Service Access (12 Hour Survey)

Vehicle Type	12 Hours (07:00-19:00)				AM Peak (08:00 – 09:00)				PM Peak (17:00 – 18:00)			
	Arrivals		Departures		Arrivals		Departures		Arrivals		Departures	
	Vehs	PCU	Vehs	PCU	Vehs	PCU	Vehs	PCU	Vehs	PCU	Vehs	PCU
Car/LGV[13]	22	22	16	16	3	3	3	3	2	2	1	1
HGV	11	33	7	21	0	0	0	0	0	0	1	3
Total	33	55	23	37	3	3	3	3	2	2	2	4

Existing Staff Vehicle Trip Generation

A 12 hour traffic survey was undertaken at the existing staff entrance on the Shellybanks Road in October 2018. A full breakdown of the vehicles, arriving and departing the staff access is provided in Appendix D.

From this survey, the total number of vehicles entering the staff access has been established, with a summary provided in Table 3.13 below. The 12 hour survey shows in total there was a total of 28 arrivals and 34 departures from the staff access. Of the 28 arrivals, there were 23 trips by car, one taxi, and one LGV and three by bike. Of the 34 departures, there were 29 by car, 1 taxi, and one LGV and three by bike.

[10] Five RWVs are brought to the Facility 6 times a month
[11] It has been assumed that all the five RWVs arrive to the Facility during the AM peak hour for a worst case assessment
[12] It has been assumed that all the five RWVs depart the Facility during the PM peak hour for a worst case assessment
[13] A car and Light Goods Vehicle has a PCU factor of 1.

Table 3.13 Staff Access (12 Hour Survey)

Vehicle Type	12 Hours (07:00-19:00)				AM Peak (08:00 – 09:00)				PM Peak (17:00 – 18:00)			
	Arrivals		Departures		Arrivals		Departures		Arrivals		Departures	
	Vehs	PCU	Vehs	PCU	Vehs	PCU	Vehs	PCU	Vehs	PCU	Vehs	PCU
Cycle	3	1.8	3	1.8	0	0	0	0	0	0	1	0.6
Car/LGV	25	5	31	31	2	2	3	3	0	0	5	5
HGV	0	0	0	0	0	0	0	0	0	0	0	0
Total	28	26.8	34	31	2	2	3	3	0	0	6	5.6

3.7 Existing Waste Delivery Vehicle Trip Distribution

An assessment was undertaken on the routing of WDVs to and from the Facility. This was undertaken by recording the movements of WDVs to and from the Facility and the Sean Moore Roundabout from the 2018 traffic surveys. The screenshots below in Figure 3.5 and Figure 3.6 show the same BTV arriving at the Sean Moore Roundabout and at the Facility. Through this method all the WDVs arriving and departing the Facility during the survey period were monitored with their arrival and departure routes recorded.

Figure 3-5 Bulk Transfer Vehicle accessing from the R131 onto the Sean Moore Roundabout

Figure 3-6 Bulk Transfer Vehicle accessing the Facility from Pigeon House Road

A breakdown of all the WDVs arriving through the Sean Moore Roundabout are presented in Table 3.14 below. The majority of WDVs that accessed the Facility did so via the R131 (East Link Bridge). Only 37% of RCVs that accessed the Facility did so via the Sean Moore Road. All BTVs were recorded arriving via the R131 East Link.

Table 3.14 Trip Distribution Current Waste Delivery Vehicle Arrivals

	Waste Delivery Vehicles	
Arrivals from	RCVs	Bulk Transfer Vehicle
R131 (East Link)	63%	100%
Sean Moore Road	37%	0%
Total	**100%**	**100%**

A breakdown of all the WDVs departing through the Sean Moore Roundabout are presented in Table 3.15 below. The majority of WDVs departing the Facility do so via the R131 (East Link). Only 18% of RCVs that departed the Facility did so via the Sean Moore Road during the 12 hour survey. All BTVs were recorded departing via the R131 East Link.

Table 3.15 Trip Distribution Current Waste Delivery Vehicle Departures

	Waste Delivery Vehicles	
Departure to	RCVs	Bulk Transfer Vehicle
R131 (East Link)	82%	100%
Sean Moore Road	18%	0%
Total	**100%**	**100%**

4. Assessment of Likely Significant Effects

4.1 Proposal

The Facility proposes to increase its intake of waste per year to 690,000 tonnes. This represents an increase of 90,000 tonnes of waste per year to that approved under the existing IE licence. On average, the proposal will enable the Facility to manage 57,500 tonnes of waste per month (i.e. 690,000 tonnes / 12 months is equivalent to 57,500 tonnes per month). The following presents findings from on-site delivery records provided by the Operator to illustrate the waste tonnage and WDVs numbers at the Facility from October 2017 to July 2018.

4.2 Trip Generation of Future Waste Delivery Volumes

Figure 4-1 illustrates the monthly waste tonnage that the Facility accepted between October 2017 and July 2018 and shows that on average the Facility accepted 52,722 tonnes of waste per month.

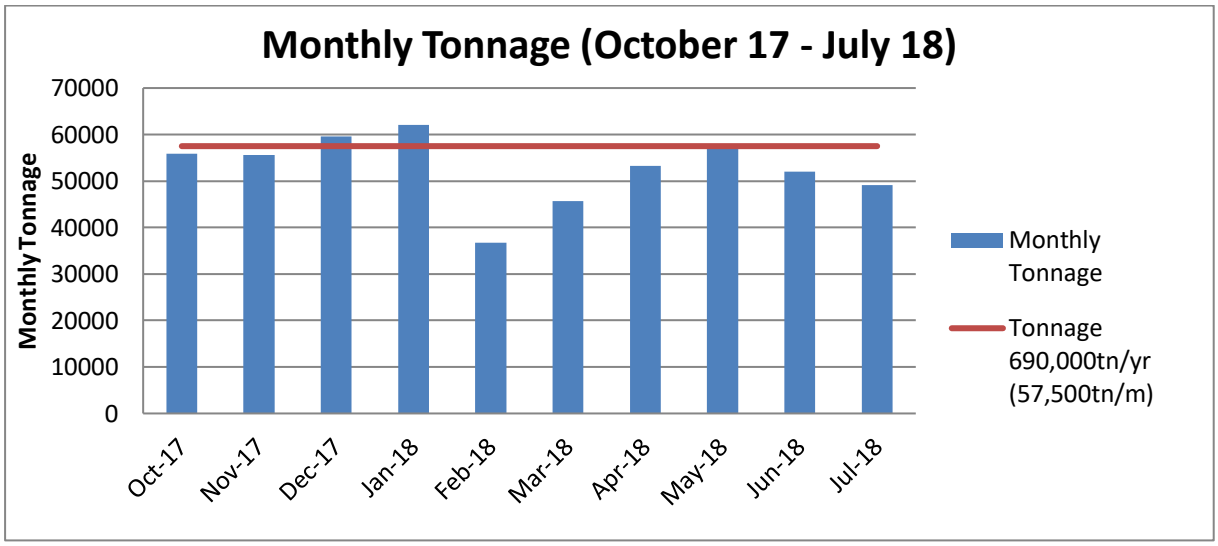

Figure 4-1: Operational Monthly Tonnage

Figure 4-2 shows the WDV trips associated with the Facility across the 10 operational months and demonstrates that on average there are 95 WDVs generated daily (190 combined trips arriving and departing the Facility).Therefore the average daily trip generation rate does not exceed the rate set out in the original EIS, approved as part of ABP planning permission, of 121 WDV trips per day (242 combined trips arriving and departing the facility) to the Facility.

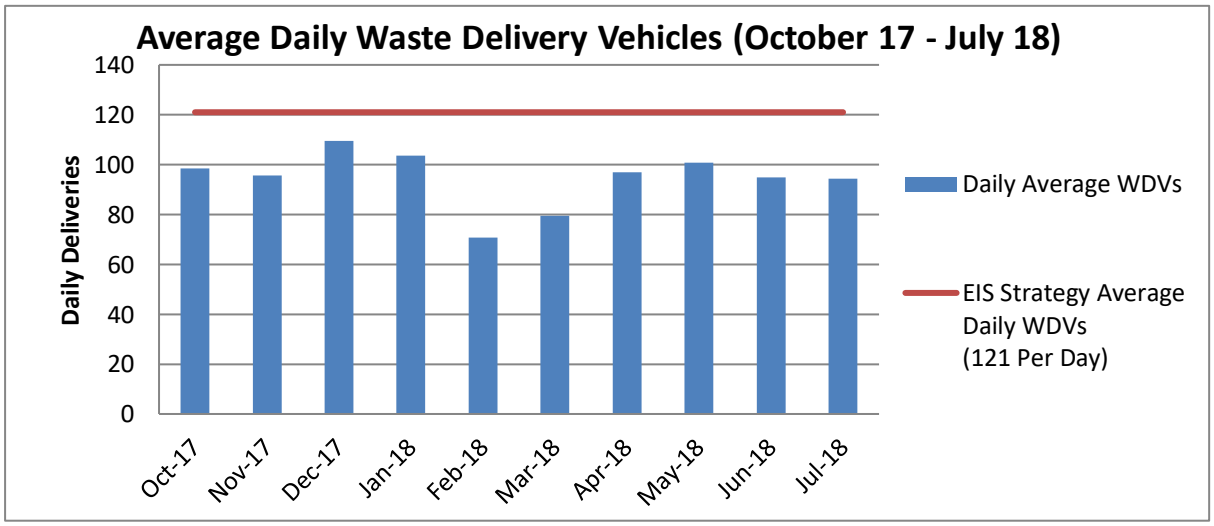

Figure 4-2: Operational Average Daily Waste Delivery Vehicles

There were three out of the ten months assessed, where the Facility surpassed, or came close to, the 57,500 tonne monthly benchmark associated with the proposed 690,000 tonne per year waste capacity. These months were December 2017 (59,624 tonnes), January 2018 (62,013 tonnes) and May 2018 (57,360 tonnes), with an average of 59,666 tonnes of waste per month. Therefore, these three months, where tonnage accepted was highest, have been used to assess the likely significant effects on traffic for the Facility's proposal to accept 690,000 tonnes of waste per year as the upper end scenario.

Table 4-1 summarises the assessment of these three highest months and indicates that on average the waste delivered was 59,666 tonnes per month (2,166 tonnes greater than the 57,500 tonne monthly benchmark associated with the proposal). On average, the Facility accepted this level of waste at a trip generation rate of 105 WDVs per day (210 combined trips arriving and departing the Facility per day).

Table 4-1: Combined December 17, January 18 and May 18 Monthly Average (Worst Case Scenario)

Item	Statistic	Unit
Average Monthly Tonnage	59,666 tonnes	Tonnes
Average Monthly WDVs	2,647	Number
Average Number of Operational Monthly Days	25	Number
Average Tonnes Per Day	2,355	Tonnes
Average WDVs Per Day	105	Number
Average Tonnes Per WDV	22	Tonnes
Average Daily Trips (combined arriving and departing the Facility)	210	Number

Therefore, the upper end scenario trip generation rate associated with the proposal to increase the Facility's waste tonnage capacity from 600,000 tonnes to 690,000 tonnes per year is 105 WDV trips per day (210 combined trips arriving and departing the Facility per day), as set out in Table 4-2.

Table 4-2 Proposed Average Daily WDV (Worst Case Scenario)

	Daily Total (07:00 – 22:00)		Average Per Hour	
	Vehicles	**PCUs**	**Vehicle**	**PCUs**
Arrival	105	315	7	21
Departure	105	315	7	21
Total	**210**	**630**	**14**	**42**

The 105 WDVs (210 combined trips arriving and departing the Facility per day) trip generation rate is within the rate assessed under the original EIS of 121 WDV trips per day (242 combined trips arriving and departing the Facility per day) to the Facility, and therefore demonstrates that the Facility can accommodate the proposed 57,500 tonnes of waste per month, 690,000 tonnes of waste per year, within its extant IE licence.

An assessment of WDVs shows that their average carrying capacity was greater than forecasted in the original application. Their larger carrying capacity means that there are less WDV trips generated by the Facility than was forecasted in the original application to deliver the same overall tonnage of waste.

4.3 Other Trip Generators

Proposed Residual Waste Vehicles

To assess the trip generation rate associated with the proposed 15% increase in annual waste treatment capacity from 600,000 tonnes to 690,000 tonnes, it is assumed that there will be an associated increase of 15% in waste residue treatment requirements from the Facility.

As set out in Section 3.6.1.1, APCR residues are trucked in sealed containers to a site off on the North Quays where it awaits shipping. Currently, an average of four RWVs per day (eight combined trips arriving and departing the Facility per day) are required to transport this waste to the North Quay. Therefore, with an increase of 15% of waste deliveries, it is forecast that there will be a 15% increase in RWVs, i.e. APC residual waste will increase from four to five loads per day with the 15% increase in waste delivery. A worst-case assessment has been assumed by applying the RWV trips during the peak traffic periods, i.e. three RWVs arriving and departing during the AM Peak and two RWVs arriving and departing during the AM and PM peak, as set out in Table 4-3 below and outlined in Appendix B.

Table 4-3 Proposed APCR Residual Waste Vehicles (Worst Case Scenario)

Vehicle Type	Daily Total (07:00 – 22:00)				AM Peak (08:00 – 09:00)				PM Peak (17:00 – 18:00)			
	Arrivals		Departures		Arrivals		Departures		Arrivals		Departures	
	Vehs	PCU	Vehs	PCU	Vehs	PCU	Vehs	PCU	Vehs	PCU	Vehs	PCU
HGV	5	15	5	15	3	9	3	9	2	6	2	6

As set out in Section 3, five trucks are brought specifically on site to remove the Bottom Ash from the Facility to a docking location approximately 300 metres north of the Facility's access, on the south docks, from where it is shipped abroad. The Facility currently undertakes this operation six times per month.

Therefore, with an increase of 15% of waste deliveries, it is forecast that there will be a 15% increase in the frequency of this operation, i.e. Bottom Ash residual waste removal will increase from 6 days to 7 days a month.

Therefore, with five trucks brought on site, seven times per month, this equates to approximately one Bottom Ash RWV per day. A worst-case assessment has been assumed by applying the RWV trips during the peak traffic periods i.e. all the RWVs arriving during the AM peak, and all the RWVs departing during the PM peak, as set out in Table 4-4 below and outlined in Appendix B.

Table 4-4 Proposed Bottom Ash Waste Residual Vehicles (Worst Case Scenario)

Vehicle Type	12 Hours				AM Peak (08:00 – 09:00)[14]				PM Peak (17:00 – 18:00)[15]			
	Arrivals		Departures		Arrivals		Departures		Arrivals		Departures	
	Vehs	PCU	Vehs	PCU	Vehs	PCU	Vehs	PCU	Vehs	PCU	Vehs	PCU
HGV	5	15	5	15	5	15	0	0	0	0	5	15

Both the APCR and Bottom Ash removal arrangements are currently under evaluation by the Facility to reduce RWV trip generation further. For the purposes of this transport assessment the evaluation undertaken above has been conducted based on the worst-case scenario from the existing RWV removal arrangements.

[14] It has been assumed that all the five HGVs arrive to the Facility during the AM peak hour for a worst-case assessment
[15] It has been assumed that all the five HGVs depart the Facility during the PM peak hour for a worst-case assessment

Service Vehicles
There will be no additional service vehicles generated by the Facility as a result of the increase of the Facility's waste tonnage capacity from 600,000 tonnes to 690,000 tonnes per year. The trip generation rate by the Facility will remain the same as was counted in the 2018 traffic surveys and set out in **Error! Reference source not found.**.

Staff Vehicle Trip Generation
There will be no additional staff or visitor vehicles generated by the Facility due to the increase of the Facility's waste tonnage capacity from 600,000 tonnes to 690,000 tonnes per year. The trip generation rate by the Facility will remain the same as was counted in the 2018 traffic surveys and set out in Table 3-11.

4.4 Total Forecast Trip Generators

The TII Guidelines for Traffic and Transport Assessments states the following;

"The assessment will need to identify the development trip impacts during the peak periods for the local network".

Therefore, an assessment has been made on the total combined AM and PM Facility trip generation, based on the previous sections, and is set out in Table 4-5 below. The full trip generation for all the Facility's trips is provided in Appendix E.

Table 4-5 Forecast AM and PM Trip Generation

Vehicle Type	AM Peak (08:00-09:00)		PM Peak (17:00-18:00)	
	Arrivals (PCUs)	Departures (PCUs)	Arrivals (PCUs)	Departures (PCUs)
WDV (HGV)	21	21	21	21
APCR RWV (HGV)	9	9	6	6
Bottom Ash RWV (HGV)	15	0	0	15
Service Vehicles (HGV)	0	0	0	3
Service Vehicles (LGV)	3	3	2	1
Staff (LGV)	2	3	0	6
Total	**50**	**36**	**29**	**52**

It can be seen from above that the total number of vehicle movements generated by the Facility will be 50 arrivals and 36 departures in the AM peak hour (two-way total of 86 PCU movements), and 29 arrivals and 52 departures in the PM peak hour (two-way total of 81 PCU movements).

4.5 Trip Distribution

The WDV trips generated by the Facility have been distributed as set out in Section Existing Waste to Energy Facility3. All other trips by the Facility have been distributed on the surrounding road network using the existing proportional turning splits on the surrounding road network.

The traffic generated by the Facility in the AM and PM peak hour is shown in the traffic flow diagrams provided in Appendix F and Appendix G, respectively.

4.6 Traffic Growth

NRA PAG Unit 5.5 (published by TII) sets out growth rates for forecasting future year traffic. It is noted that in respect of Dublin City, the growth during the period 2006-2025 is set at 0.2% per year for medium growth, staying at 0.2% per year from 2026 onwards (LV rates used).

The assessment years used for this transport assessment are as follows:

- 2021 Opening Year
- 2026 Future Year
- 2036 Horizon Year

Application of the above growth rates results in 0.8% growth from 2017 to 2021, 1.8% total growth from 2017 to 2026, and 3.8% growth from 2017 to 2036.

5. Development Traffic Impact

5.1 Vehicular Percentage Impact of Development

The TII Guidelines for Transport Assessments state that the thresholds for junction analysis in Transport Assessments are as follows:

- *"Traffic to and from the development exceeds 10% of the existing two-way traffic flow on the adjoining highway."*
- *"Traffic to and from the development exceeds 5% of the existing two-way traffic flow on the adjoining highway, where traffic congestion exists or will exist within the assessment period or in other sensitive locations".*

The total trips associated with the Facility have been reviewed against the 2017 base flows (undertaken prior to the Facility opening) on the local road network, and the resulting percentage impact is shown in Table 5-1 below. The total trips for the development (i.e. if the development was approved to treat up to 690,000 tonnes per annum) has been assessed for a robust and onerous assessment.

Table 5-1 Percentage Impacts

Junction	Traffic Flows	AM Peak (08:00 – 09:00)	PM Peak (17:00 – 18:00)
1 South Lotts Road/Ringsend Road/Bridge Street Junction	Base Flows at Junction	1593	1404
	Development	0	0
	% Impact	0%	0%
2 R131/R801 Roundabout Junction	Base Flows at Junction	2913	2456
	Development	84	78
	% Impact	2.9%	3.2%
3 R131/Pigeon House Road/Sean Moore Road Roundabout Junction	Base Flows at Junction	2,337	1,884
	Development	86	81
	% Impact	3.7%	4.3%
4 Beach Road/Cranfield Place/Sean Moore Road Junction	Base Flows at Junction	2194	1519
	Development	2	3
	% Impact	0.1%	0.2%
5. Sean Moore Road/Church Avenue/Beach Road Junction	Base Flows at Junction	1318	1,067
	Development	0	0
	% Impact	0%	0%
6. Irishtown Road/Londonbridge Road/Church Avenue Junction	Base Flows at Junction	1086	1042
	Development	0	3
	% Impact	0%	0.9%
7. South Bank Road/Whitebank Road Junction	Base Flows at Junction	297	294
	Development	86	81
	% Impact	28.9%	27.4%

Table 5-1 demonstrates that the increase in traffic volumes at all junctions, except for the South Bank Road / Whitebank Road junction, during the peak hours are below the 5% threshold and therefore no further analysis of the junction is required on the basis of TII's assessment guidelines[16].

The Facility's total traffic impact (i.e. if the development was approved to treat up to 690,000 tonnes per annum) upon the South Bank Road / White Bank Road junction is above 5% during the AM and PM peak scenarios. Therefore, this junction was subsequently assessed in greater detail.

5.2 Scenario Testing

This section presents the impact analysis to identify the potential effects of the proposal upon the operation of the South Bank Road / Whitebank Road junction.

Analysis has been undertaken for the following scenarios:

- 2021 Opening Year: Without and With Proposed Tonnage Increase;
- 2026 Opening Year (+ 5 years): Without and With Proposed Tonnage Increase; and
- 2036 Opening Year (+ 15 years): Without and With Proposed Tonnage Increase.

[16] The increase in traffic volumes refers to the traffic generated by the entire future development (with a waste capacity of 690,000 tonnes per annum) during the AM and PM peaks compared to the existing background AM and PM network traffic. The 5% threshold for assessment follows TII's Trafifc and Transport Assessment Guidelines.

5.3 South Bank Road / Whitebank Road junction

The impact of the proposal on the existing 3-arm T-junction is analysed below in Table 5-2.

The industry standard junction modelling package Junctions 9 was used to model the existing priority junction (PICADY). The results of the analysis package are expressed in terms of Ratio of Flow to Capacity (RFC) and Queue Lengths (vehicles). An RFC value of 0.85 is generally regarded as the practical limit for approach roads at a junction. Junctions operating below this threshold will operate efficiently and within capacity.

Table 5-2: Impact on T-junction (South Bank Road / White Bank Road)

Assessment Year	Peak Period	Junction Arm and Link	With + Development	
			RFC	MMQ
2021 (Opening Year)	Weekday AM Peak Hour	White Bank Road (Left Turn Lane)	0.01	0
		White Bank Road (Right Turn Lane)	0.21	0.3
		South Bank Road (Right Turn)	0.01	0
	Weekday PM Peak Hour	White Bank Road (Left Turn Lane)	0.01	0
		White Bank Road (Right Turn Lane)	0.25	0.3
		South Bank Road (Right Turn)	0	0
2026 (Opening Year + 5)	Weekday AM Peak Hour	White Bank Road (Left Turn Lane)	0.01	0
		White Bank Road (Right Turn Lane)	0.21	0.3
		South Bank Road (Right Turn)	0.01	0
	Weekday PM Peak Hour	White Bank Road (Left Turn Lane)	0.01	0
		White Bank Road (Right Turn Lane)	0.25	0.3
		South Bank Road (Right Turn)	0	0
2036 (Opening Year + 15)	Weekday AM Peak Hour	White Bank Road (Left Turn Lane)	0.01	0
		White Bank Road (Right Turn Lane)	0.21	0.3
		South Bank Road (Right Turn)	0.01	0
	Weekday PM Peak Hour	White Bank Road (Left Turn Lane)	0.01	0
		White Bank Road (Right Turn Lane)	0.25	0.3
		South Bank Road (Right Turn)	0	0

The results of the analysis demonstrate that the existing junction will continue to operate well within capacity with the development trips applied for the opening year and the future horizon years.

6. Summary

The Facility is anticipated to generate a total of 86 and 81 PCU trips during the morning (08:00 – 09:00) and evening (17:00 – 18:00) peak hour periods respectively upon treating up to 690,000 tonnes of waste per annum. Please refer to Appendix F and G for the full traffic analysis outputs. The results of the impact analysis demonstrate:

Based on the Junctions 9 (PICADY) junction modelling, the additional trips will have a negligible impact upon the South Bank Road / Whitebank Road Priority junction;

The junctions are anticipated to operate well within capacity during the opening year (2021) and future year scenarios (2026 and 2036) when the Facility trips are applied to the base conditions.

This section demonstrates that the forecasted traffic to the Facility will have an insignificant impact on the existing road network within the study area during the opening year and future year scenarios during the AM and PM peak times.

AM and PM peak development traffic is forecasted to be less than 5% of the existing AM and PM network traffic, in particular on the R131 (East Link Bridge) and the local road junctions in Irishtown and Ringsend (Sean Moore Road)[17]. The impact is below the threshold for junction analysis set out within the TII Guidelines for Transport Assessments. While the Facility has a larger traffic impact on the junctions on the South Bank Road and Pigeon House Road, the traffic analysis demonstrates that the existing junctions will continue to operate well within capacity limits during the opening year and future year scenarios.

6.1 Summary/Conclusions

This report presents the operational traffic impact assessment of the increase waste tonnage treatment at the Waste to Energy (WtE) facility (herein referred to as the Facility) on Pigeon House Road, Poolbeg, Dublin 4, from 600,000 tonnes to 690,000 tonnes per year.

The Facility became operational in summer 2017. The current operational hours for the Facility are 24 hours a day, seven days a week. However, the Facility has a licence to only accept WDVs Monday to Saturday from 08:00 to 22:00.

Under its extant IE licence, the Facility is permitted to treat up to 600,000 tonnes of waste per year. Under its planning approval from An Bord Pleanála, based on the approved strategy set out in the original EIS, a total of 121 WDVs per day (242 combined trips arriving and departing the Facility per day) can access the Facility.

An assessment has been undertaken, based on the on-site delivery records provided by the Operator, on the average monthly tonnage and the average daily WDVs trips. This assessment shows that, on average, within the measured timeframe across the 10 month period, that the Facility has accepted delivery of 52,722 tonnes of waste per month. The Facility has accepted this level of monthly waste at an average trip generation rate of 95 WDV trips per day (190 combined trips entering and exiting the Facility per day), based on the 10 months of on-site delivery records.

An assessment of WDVs showed that their average carrying capacity was greater than forecasted in the original application. Their larger carrying capacity results in fewer WDV trips generated by the Facility.

An assessment showed that, on average, the Facility is forecast to accept 690,000 tonnes of waste at a trip generation rate of 105 WDVs per day (210 combined trips entering and exiting the Facility per day).

This trip generation rate is within the rate set out in the original EIS strategy of 121 WDVs trips per day (242 combined trips arriving and departing the Facility per day) to the Facility and therefore demonstrates that the Facility can accommodate the forecast traffic generated by the proposed 690,000 tonnes of waste per year (57,500 tonnes of waste per month) within the limits assessed in the original EIS and consented by An Bord Pleanála.

[17] This refers to the traffic generated by the entire future development (with a waste capacity of 690,000 tonnes per annum) during the AM and PM peaks compared to the existing background AM and PM network traffic.

Assessments have been undertaken on other trip generators at the Facility, including RWVs, services vehicles, and staff and visitor vehicles, to assess the total trip generation during the AM and PM peak hours for the existing and proposed scenarios.

6.2 Traffic and Transport Conclusions

This report, through traffic analysis demonstrates that the forecasted traffic to the Facility will have a negligible impact on the existing road network within the study area during the opening year and future year scenarios during the AM and PM peak times

This report concludes that traffic generated as a result of the proposed increase of the Facility's waste tonnage treatment from 600,000 tonnes to 690,000 tonnes per year, is within the limits assessed in the original EIS and consented by An Bord Pleanála as part of the Facility's extant planning permission.

AM and PM peak Facility traffic is forecasted to be less than 5% of the existing AM and PM network traffic, in particular on the R131 (East Link Bridge) and the local road junctions in Irishtown and Ringsend (Sean Moore Road)[18]. While the Facility has a larger traffic impact on the junctions on the South Bank Road and Pigeon House Road, the traffic analysis demonstrates that the existing junctions will continue to operate well within capacity limits during the opening year and future year scenarios.

[18] This refers to the traffic generated by the entire future development (with a waste capacity of 690,000 tonnes per annum) during the AM and PM peaks compared to the existing background AM and PM network traffic.

Appendix A Waste Delivery Vehicles

Existing Waste Delivery Vehicles										
	Date	Total Daily Tonnes	No.Vehicles	Tonnes /vehicle	No. RCV's etc	RCV Total Tonnes	Tonne/ RCV's	No.BTV	BTV Tonnes	Tonne/ BTV
October 2017	02/10/2017	1978.6	84	23.55	11	96.28	8.8	73	1882.3	25.8
	03/10/2017	2686.02	113	23.77	13	114.2	8.8	100	2571.8	25.7
	04/10/2017	2703.98	118	22.92	17	147.6	8.7	101	2556.4	25.3
	05/10/2017	2575.86	110	23.42	11	96.1	8.7	99	2479.8	25.0
	06/10/2017	2743.44	123	22.30	18	151.64	8.4	105	2591.8	24.7
	07/10/2017	813.4	38	21.41	6	51.36	8.6	32	762.0	23.8
	08/10/2017	2213.16	100	22.13	18	160.08	8.9	82	2053.1	25.0
	10/10/2017	2488.16	110	22.62	18	169.74	9.4	92	2318.4	25.2
	11/10/2017	2415.7	109	22.16	19	178.04	9.4	90	2237.7	24.9
	12/10/2017	2112.16	92	22.96	15	132.96	8.9	77	1979.2	25.7
	13/10/2017	2126.32	97	21.92	19	163.12	8.6	78	1963.2	25.2
	14/10/2017	655.22	33	19.86	8	47.74	6.0	25	607.5	24.3
	16/10/2017	680.98	35	19.46	11	92.46	8.4	24	588.5	24.5
	17/10/2017	2723.54	120	22.70	17	115.22	6.8	103	2608.3	25.3
	18/10/2017	2547.56	114	22.35	20	147.08	7.4	94	2400.5	25.5
	19/10/2017	2635.74	112	23.53	10	91.92	9.2	102	2543.8	24.9
	20/10/2017	2640.08	115	22.96	18	158.24	8.8	97	2481.8	25.6
	21/10/2017	1169.44	50	23.39	6	53.64	8.9	44	1115.8	25.4
	23/10/2017	2715.32	116	23.41	15	147	9.8	101	2568.3	25.4
	24/10/2017	3167.04	138	22.95	19	188.42	9.9	119	2978.6	25.0
	25/10/2017	2689.6	120	22.41	24	200.8	8.4	96	2488.8	25.9
	26/10/2017	2473.52	112	22.09	18	157.5	8.8	94	2316.0	24.6
	27/10/2017	2581.34	114	22.64	17	152.88	9.0	97	2428.5	25.0
	28/10/2017	1126.18	53	21.25	10	88.94	8.9	43	1037.2	24.1
	31/10/2017	3247.84	136	23.88	16	142.16	8.9	120	3105.7	25.9
November 2017	01/11/2017	3060.7	131	23.36	22	205.9	9.4	109	2854.8	26.2
	02/11/2017	2645.6	113	23.41	13	144.7	11.1	100	2500.9	25.0
	03/11/2017	2583.5	114	22.66	20	161.1	8.1	94	2422.4	25.8
	04/11/2017	1019.9	44	23.18	6	64.3	10.7	38	955.7	25.1
	06/11/2017	2108.9	94	22.43	16	151.6	9.5	78	1957.3	25.1
	07/11/2017	2658.4	122	21.79	23	207.2	9.0	99	2451.3	24.8
	08/11/2017	2570.8	118	21.79	25	234.3	9.4	93	2336.4	25.1
	09/11/2017	2399.1	109	22.01	18	179.5	10.0	91	2219.7	24.4
	10/11/2017	2225.9	103	21.61	21	184.6	8.8	82	2041.3	24.9
	11/11/2017	524.5	25	20.98	5	53.5	10.7	20	471.0	23.5
	13/11/2017	2369.4	105	22.57	17	157.6	9.3	88	2211.8	25.1
	14/11/2017	2389.4	106	22.54	18	156.6	8.7	88	2232.8	25.4
	15/11/2017	2348.9	106	22.16	23	206.0	9.0	83	2143.0	25.8
	16/11/2017	2143.9	98	21.88	17	157.9	9.3	81	1986.0	24.5
	17/11/2017	2248.8	102	22.05	20	170.1	8.5	82	2078.8	25.4
	18/11/2017	612.4	31	19.75	7	67.5	9.6	24	544.9	22.7
	20/11/2017	2171.3	99	21.93	20	180.6	9.0	79	1990.7	25.2
	21/11/2017	2235.7	100	22.36	19	188.9	9.9	81	2046.8	25.3
	22/11/2017	2002.8	88	22.76	16	159.6	10.0	72	1843.1	25.6
	23/11/2017	2171.0	96	22.61	16	144.4	9.0	80	2026.5	25.3
	24/11/2017	2412.3	110	21.93	23	191.3	8.3	87	2221.0	25.5
	25/11/2017	940.6	42	22.39	5	45.9	9.2	37	894.7	24.2
	27/11/2017	2366.4	104	22.75	20	179.8	9.0	84	2186.6	26.0
	28/11/2017	2637.1	114	23.13	16	156.2	9.8	98	2480.9	25.3
	29/11/2017	2457.0	111	22.14	21	202.3	9.6	90	2254.7	25.1
	30/11/2017	2238.8	100	22.39	18	198.9	11.0	82	2039.9	24.9
December 2017	01/12/2017	2456.02	112	21.93	20	165.0	8.3	92	2291.0	24.9
	02/12/2017	601.4	29	20.74	6	59.6	9.9	23	541.8	23.6
	04/12/2017	2485.26	113	21.99	21	191.3	9.1	92	2294.0	24.9
	05/12/2017	2752.66	122	22.56	19	198.1	10.4	103	2554.6	24.8
	06/12/2017	2608.22	118	22.10	23	208.5	9.1	95	2399.7	25.3
	07/12/2017	2793.86	119	23.48	17	181.9	10.7	102	2611.9	25.6
	08/12/2017	2690.26	120	22.42	19	158.0	8.3	101	2532.2	25.1
	09/12/2017	879.12	38	23.13	6	63.6	10.6	32	815.5	25.5
	11/12/2017	2966.74	132	22.48	22	200.7	9.1	110	2766.0	25.1
	12/12/2017	3087.44	131	23.57	16	170.9	10.7	115	2916.6	25.4
	13/12/2017	3317.82	146	22.72	23	224.7	9.8	123	3093.1	25.1
	14/12/2017	2756.24	122	22.59	18	202.4	11.2	104	2553.8	24.6
	15/12/2017	2518.62	117	21.53	20	147.9	7.4	97	2370.8	24.4
	16/12/2017	586.12	28	20.93	6	57.1	9.5	22	529.0	24.0
	18/12/2017	3093.74	136	22.75	26	236.6	9.1	110	2857.2	26.0
	19/12/2017	3021.02	133	22.71	22	221.8	10.1	111	2799.2	25.2
	20/12/2017	3156.76	137	23.04	22	210.5	9.6	115	2946.3	25.6
	21/12/2017	3194.5	136	23.49	18	198.2	11.0	118	2996.3	25.4
	22/12/2017	2957.1	132	22.40	23	230.7	10.0	109	2726.4	25.0
	23/12/2017	2296.32	100	22.96	15	130.2	8.7	85	2166.1	25.5
	27/12/2017	2938.16	129	22.78	25	206.4	8.3	104	2731.8	26.3
	28/12/2017	2482.58	106	23.42	18	202.5	11.2	88	2280.1	25.9
	29/12/2017	2420.06	104	23.27	16	129.2	8.1	88	2290.9	26.0
	30/12/2017	1564.12	68	23.00	15	181.8	12.1	53	1382.3	26.1
January 2018	02/01/2018	3123	129	24.21	18	171.72	9.54	111	2948.16	26.56
	03/01/2018	2709	116	23.35	21	202.293	9.63	95	2506.1	26.38
	04/01/2018	2738	116	23.60	17	193.12	11.36	99	2545.29	25.71
	05/01/2018	2758	117	23.57	20	234.8	11.74	97	2522.97	26.01
	06/01/2018	1060	47	22.56	11	122.32	11.12	36	938.16	26.06
	08/01/2018	2673	115	23.24	19	192.28	10.12	96	2481.6	25.85
	09/01/2018	2435	105	23.19	17	183.09	10.77	88	2251.92	25.59
	10/01/2018	2837	124	22.88	21	217.14	10.34	103	2619.29	25.43
	11/01/2018	2959	128	23.12	22	237.38	10.79	106	2723.67	25.70
	12/01/2018	2517	105	23.97	14	150.64	10.76	91	2366	26.00
	13/01/2018	901	38	23.71	4	39.04	9.76	34	861.9	25.35
	15/01/2018	2820	118	23.90	17	163.098	9.59	101	2657.815	26.32
	16/01/2018	2728	121	22.55	20	197.4	9.87	101	2531.06	25.06
	17/01/2018	2534	114	22.23	23	222.18	9.66	91	2312.31	25.41
	18/01/2018	2467	109	22.63	19	189.62	9.98	90	2286	25.40
	19/01/2018	2466	115	21.44	26	233.48	8.98	89	2232.12	25.08
	20/01/2018	885	40	22.13	7	46.83	6.69	33	840.51	25.47
	22/01/2018	2409	104	23.16	18	171.522	9.53	86	2238.58	26.03
	23/01/2018	2824	120	23.53	21	206.43	9.83	99	2607.66	26.34
	24/01/2018	2770	122	22.70	24	241.2	10.05	98	2452.94	25.03
	25/01/2018	2745	122	22.50	26	258.44	9.94	96	2466.24	25.69
	26/01/2018	2635	116	22.72	21	159.39	7.59	95	2449.1	25.78
	27/01/2018	874	38	23.01	5	38.3	7.66	33	826.32	25.04
	29/01/2018	2532	110	23.02	22	212.52	9.66	88	2319.68	26.36
	30/01/2018	2415	105	23.00	20	179.6	8.98	85	2183.65	25.69
	31/01/2018	2200	101	21.78	23	220.34	9.58	78	1979.64	25.38

February 2018	02/01/2018	2178	97	22.45	17	156.57	9.21	80	2021.6	25.27
	02/02/2018	2138	102	20.96	28	233.24	8.33	74	1904.76	25.74
	02/03/2018	512	23	22.26	4	34.16	8.54	19	478.04	25.16
	02/05/2018	2129	97	21.95	22	178.86	8.13	75	1950.75	26.01
	02/06/2018	2307	101	22.84	19	186.77	9.83	82	2122.98	25.89
	02/07/2018	2188.7	102	21.46	26	221.78	8.53	76	1966.88	25.88
	02/08/2018	1883.1	87	21.64	22	204.38	9.29	65	1678.95	25.83
	02/09/2018	2328.4	105	22.18	20	167.8	8.39	85	2186.2	25.72
	02/10/2018	593.4	25	23.74	4	32.6	8.15	21	560.7	26.7
	02/12/2018	1909.2	88	21.70	22	185.46	8.43	66	1723.92	26.12
	13/2/2018	1838.5	79	23.27	17	177.82	10.46	62	1652.3	26.65
	14/2/2018	1378.6	67	20.58	22	202.62	9.21	45	1176.3	26.14
	15/2/2018	1332.3	59	22.58	13	117.65	9.05	46	1186.8	25.80
	16/2/2018	1184.7	61	19.42	23	216.43	9.41	38	988	26.00
	17/2/2018	421	21	20.05	6	46.5	7.75	15	374.55	24.97
	19/2/2018	1686.4	80	21.08	23	196.65	8.55	57	1489.581	26.133
	20/2/2018	2040.5	86	23.73	16	181.92	11.37	70	1858.78	26.554
	21/2/2018	1749	83	21.07	27	291.06	10.78	56	1458.8	26.05
	22/2/2018	1599.9	72	22.22	18	198.18	11.01	54	1401.84	25.96
	23/2/2018	934.76	46	20.32	16	125.856	7.866	30	808.8	26.96
	24/2/2018	204	14	14.57	8	58.48	7.31	6	145.56	24.26
	26/02/18	1953.1	90	21.70	21	176.19	8.39	69	1774.68	25.72
	27/02/18	1610.95	75	21.48	21	208.74	9.94	54	1402.38	25.97
	28/02/18	626.8	36	17.41	12	51.48	4.29	24	575.28	23.97
March 2018	03/01/2018	142.04	7	20.29	2	12.54	6.27	5	129.5	25.9
	03/03/2018	163.56	6	27.26	0	0	0	6	163.56	27.26
	05/03/2018	2549	111	22.96	21	198.66	9.46	90	2350.8	26.12
	06/03/2018	2448	106	23.09	19	206.72	10.88	87	2241.99	25.77
	07/03/2018	2219	96	23.11	19	177.27	9.33	77	2042.04	26.52
	08/03/2018	2053	88	23.33	18	191.52	10.64	70	1860.6	26.58
	09/03/2018	1391	65	21.40	17	129.71	7.63	48	1256.16	26.17
	10/03/2018	348.9	18	19.38	6	45.66	7.61	12	303.24	25.27
	12/03/2018	1938	84	23.07	20	205.4	10.27	64	1732.48	27.07
	13/03/2018	2017	89	22.66	21	188.16	8.96	68	1828.52	26.89
	14/03/2018	2064	92	22.43	20	155	7.75	72	1909.44	26.52
	15/03/2018	1953	82	23.82	11	92.62	8.42	71	1860.91	26.21
	16/03/2018	2055	97	21.19	22	169.4	7.7	75	1911	25.48
	17/03/2018	761	31	24.55	6	54.24	9.04	25	707.5	28.30
	20/03/2018	2968	124	23.94	21	207.27	9.87	103	2758.34	26.78
	21/03/2018	3240	136	23.82	22	186.12	8.46	114	3055.2	26.8
	22/03/2018	2784.7	116	24.01	15	153.15	10.21	101	2639.13	26.13
	23/03/2018	2232.96	97	23.02	16	128.48	8.03	81	2104.38	25.98
	24/03/2018	356.8	15	23.79	2	15.34	7.67	13	341.51	26.27
	26/03/2018	2548.5	113	22.55	26	230.36	8.86	87	2318.55	26.65
	27/03/2018	2317.1	100	23.17	21	207.9	9.9	79	2109.3	26.7
	28/03/2018	2314.6	105	22.04	22	196.24	8.92	83	2118.16	25.52
	29/03/2018	2029.6	88	23.06	16	156.96	9.81	72	1872	26.00
	30/03/2018	2011.2	91	22.10	22	200.64	9.12	69	1810.56	26.24
	31/03/2018	710	30	23.67	4	25.52	6.38	26	685.1	26.35
April 2018	03/04/2018	3196.5	134	23.85	26	241.28	9.28	108	2954.88	27.36
	04/04/2018	2552.7	109	23.42	20	177.6	8.88	89	2375.41	26.69
	05/04/2018	2603.0	110	23.66	17	167.62	9.86	93	2435.67	26.19
	06/04/2018	2112.8	97	21.78	23	193.43	8.41	74	1902.54	25.71
	07/04/2018	1065.0	42	25.36	3	22.53	7.51	39	1042.08	26.72
	09/04/2018	2781.2	121	22.99	27	237.33	8.79	94	2543.64	27.06
	10/04/2018	2347.2	98	23.95	16	158.56	9.91	82	2188.58	26.69
	11/04/2018	2450.9	106	23.12	19	193.8	10.2	87	2256.78	25.94
	12/04/2018	2192.2	97	22.60	19	178.22	9.38	78	2013.96	25.82
	13/04/2018	2302.1	104	22.14	26	229.58	8.83	78	2081.82	26.69
	14/04/2018	576.96	26	22.19	4	28.56	7.14	22	548.46	24.93
	16/04/2018	2576.3	113	22.80	23	215.05	9.35	90	2360.7	26.23
	17/04/2018	2704.4	113	23.93	21	216.09	10.29	92	2489.52	27.06
	18/04/2018	2758	121	22.79	24	207.36	8.64	97	2551.1	26.30
	19/04/2018	2395.9	107	22.39	25	252.5	10.1	82	2143.48	26.14
	20/04/2018	2359.98	105	22.48	22	178.64	8.12	83	2181.24	26.28
	21/04/2018	607.5	26	23.37	4	37.36	9.34	22	570.24	25.92
	23/04/2018	2853.2	128	22.29	30	241.2	8.04	98	2603.86	26.57
	24/04/2018	2482.6	105	23.64	18	181.44	10.08	87	2301.15	26.45
	25/04/2018	2433.9	111	21.93	28	272.16	9.72	83	2161.32	26.04
	26/04/2018	2181.4	96	22.72	20	201.6	10.08	76	1979.8	26.05
	27/04/2018	2292.8	103	22.26	25	221.75	8.87	78	2071.68	26.56
	28/04/2018	622.3	31	20.07	9	58.68	6.52	22	563.64	25.62
	30/04/2018	2860.6	126	22.70	27	249.48	9.24	99	2611.62	26.38
May 2018	01/05/2018	3023.6	137	22.07	30	249.9	8.33	107	2774.51	25.93
	02/05/2018	2575.6	115	22.40	28	276.92	9.89	87	2295.93	26.39
	03/05/2018	2514.6	110	22.86	23	235.98	10.26	87	2277.66	26.18
	04/05/2018	2311.7	106	21.81	26	210.34	8.09	80	2103.2	26.29
	05/05/2018	758.7	37	20.51	11	75.46	6.86	26	683.28	26.28
	08/05/2018	2925.5	126	23.22	26	219.96	8.46	100	2706	27.06
	09/05/2018	2549.8	117	21.79	30	238.2	7.94	87	2311.59	26.57
	10/05/2018	2186.5	101	21.65	25	199.25	7.97	76	1987.4	26.15
	11/05/2018	2435.8	115	21.18	31	254.51	8.21	84	2180.64	25.96
	12/05/2018	823.4	34	24.22	5	46.2	9.24	29	777.2	26.8
	14/05/2018	2580.2	115	22.44	38	317.3	8.35	77	2028.95	26.35
	15/05/2018	2425.2	107	22.67	21	166.53	7.93	86	2257.5	26.25
	16/05/2018	2612.1	116	22.52	26	218.66	8.41	90	2366.1	26.29
	17/05/2018	2712.0	121	22.41	26	250.38	9.63	95	2461.45	25.91
	18/05/2018	2148.0	95	22.61	21	184.17	8.77	74	1963.96	26.54
	19/05/2018	707.6	36	19.65	12	70.32	5.86	24	637.2	26.55
	21/05/2018	2559.5	120	21.33	31	221.65	7.15	89	2338.03	26.27
	22/05/2018	2219.2	106	20.94	29	205.03	7.07	77	2014.32	26.16
	23/05/2018	2379.9	109	21.83	26	245.7	9.45	83	2132.27	25.69
	24/05/2018	2407.7	110	21.89	25	222.75	8.91	85	2185.35	25.71
	25/05/2018	1969.9	92	21.41	25	229	9.16	67	1739.99	25.97
	26/05/2018	751.6	36	20.88	8	47.36	5.92	28	704.2	25.15
	28/05/2018	2478.7	113	21.94	28	231	8.25	85	2248.25	26.45
	29/05/2018	2277.7	110	20.71	30	209.4	6.98	80	2068	25.85
	30/05/2018	2460.0	121	20.33	34	262.82	7.73	87	2197.62	25.26
	31/05/2018	2566.0	114	22.51	29	260.13	8.97	85	2204.9	25.94

June 2018	01/06/2018	2507.9	112	22.39	25	213.5	8.54	87	2294.19	26.37
	02/06/2018	1088.1	48	22.67	12	114.48	9.54	36	973.44	27.04
	05/06/2018	3288.9	143	23.00	32	258.56	8.08	111	3030.3	27.3
	06/06/2018	2547.9	116	21.96	27	244.08	9.04	89	2321.12	26.08
	07/06/2018	2637.8	112	23.55	15	167.4	11.16	97	2470.59	25.47
	08/06/2018	2104.8	105	20.05	30	201.9	6.73	75	1902.75	25.37
	09/06/2018	635.7	27	23.54	5	43.75	8.75	22	591.8	26.9
	11/06/2018	2803.6	123	22.79	22	210.1	9.55	101	2592.67	25.67
	12/06/2018	2586.4	115	22.49	26	201.24	7.74	89	2367.4	26.60
	13/06/2018	2641.7	116	22.77	21	199.71	9.51	95	2442.45	25.71
	14/06/2018	2502.3	109	22.96	22	222.64	10.12	87	2279.4	26.2
	15/06/2018	2236.0	100	22.36	17	151.98	8.94	83	2084.13	25.11
	16/06/2018	772.5	32	24.14	4	22.96	5.74	28	749.28	26.76
	18/06/2018	2374.6	112	21.20	26	220.48	8.48	86	2154.3	25.05
	19/06/2018	2569.2	121	21.23	28	185.64	6.63	93	2383.59	25.63
	20/06/2018	2559.7	122	20.98	38	268.66	7.07	84	2143.68	25.52
	21/06/2018	2116.5	97	21.82	19	168.91	8.89	78	1947.66	24.97
	22/06/2018	2128.6	102	20.87	27	233.55	8.65	75	1895.25	25.27
	23/06/2018	840.0	38	22.10	6	53.76	8.96	32	786.24	24.57
	25/06/2018	2773.7	125	22.19	28	241.64	8.63	97	2530.73	26.09
	26/06/2018	2482.5	110	22.57	22	192.28	8.74	88	2290.64	26.03
	27/06/2018	2338.3	113	20.69	31	230.64	7.44	82	2107.4	25.7
	28/06/2018	2028.5	97	20.91	26	203.84	7.84	71	1825.41	25.71
	29/06/2018	1352.7	70	19.32	26	211.12	8.12	44	1141.36	25.94
	30/06/2018	84.7	7	12.10	7	63.07	9.01	0	0	30.56
July 2018	02/07/2018	2231.3	104	21.45	25	221.5	8.86	79	2009.76	25.44
	03/07/2018	2519.1	110	22.90	20	192.6	9.63	90	2326.5	25.85
	04/07/2018	2495.1	116	21.51	28	227.36	8.12	88	2267.76	25.77
	05/07/2018	2101.9	97	21.67	21	160.02	7.62	76	1954.72	25.72
	06/07/2018	2283.5	107	21.34	29	245.92	8.48	78	2037.36	26.12
	07/07/2018	795.7	36	22.10	7	58.73	8.39	29	736.89	25.41
	09/07/2018	2520.3	116	21.73	24	176.16	7.34	92	2344.16	25.48
	10/07/2018	2422.9	116	20.89	27	166.86	6.18	89	2256.15	25.35
	11/07/2018	2454.3	123	19.95	38	247	6.5	85	2206.6	25.96
	12/07/2018	2506.3	114	21.99	23	193.43	8.41	91	2313.22	25.42
	13/07/2018	2317.1	103	22.50	16	137.44	8.59	87	2179.35	25.05
	17/07/2018	2744.5	130	21.11	28	143.36	5.12	102	2601	25.50
	18/07/2018	2371.6	109	21.76	21	172.2	8.20	88	2200	25.00
	19/07/2018	2355.8	108	21.81	21	120.54	5.74	87	2235.03	25.69
	20/07/2018	2460.7	112	21.97	22	180.18	8.19	90	2280.6	25.34
	21/07/2018	1173.6	47	24.97	2	12.46	6.23	45	1165.5	25.90
	23/07/2018	2659.9	120	22.17	25	205.25	8.21	95	2437.7	25.66
	24/07/2018	2546.6	110	23.15	16	119.84	7.49	94	2426.14	25.81
	25/07/2018	1872	91	20.57	23	145.13	6.31	68	1727.2	25.4
	26/07/2018	1495.56	75	19.94	21	126.21	6.01	54	1369.44	25.36
	27/07/2018	1573.6	75	20.98	19	152.95	8.05	56	1430.24	25.54
	28/07/2018	425.4	19	22.39	3	25.41	8.47	16	400	25.00
	30/07/2018	1543.28	71	21.74	19	162.07	8.53	52	1381.12	26.56
	31/07/2018	1247.96	58	21.52	14	91.56	6.54	44	1156.32	26.28
10 month period		**Total Daily Tonnes**	**No.Vehicles**	**Tonnes /vehicle**	**No. RCV's etc**	**RCV Total Tonnes**	**Tonne/ RCV's**	**No.BTV**	**BTV Tonnes**	**Tonne/ BTV**
	Average	**2117**	**95**	**22.26**	**19**	**167**	**8.8**	**76**	**1948**	**25.7**
	Total	**527224**	**23540**	**5544**	**4701**	**41564**	**2195**	**18839**	**484979**	**6410**
3 months period (Dec, Jan & May)		**Total Daily Tonnes**	**No.Vehicles**	**Tonnes /vehicle**	**No. RCV's etc**	**RCV Total Tonnes**	**Tonne/ RCV's**	**No.BTV**	**BTV Tonnes**	**Tonne/ BTV**
	Average	**2355**	**105**	**22.47**	**20**	**187**	**9.2**	**84**	**2161**	**25.7**
	Total	**178997**	**7942**	**1707**	**1556**	**14211**	**700**	**6386**	**164241**	**1954**

Future Predicted WDV Trip Generation

Waste Delivery Vehicles - 24 Hours						
	Arrivals		Departures		Total	
	Vehicles	PCU	Vehicles	PCU	Vehicles	PCU
HGV	105	315	105	315	210	630
Total	**105**	**315**	**105**	**315**	**210**	**630**

Waste Delivery Vehicles - AM Peak*						
	Arrivals		Departures		Total	
	Vehicles	PCU	Vehicles	PCU	Vehicles	PCU
HGV	7	21	7	21	14	42
Total	**7**	**21**	**7**	**21**	**14**	**42**

***Based on a 14 hours day and even arrival and departure distribution - 105 (vehs/day) / 14 hours = 7 Vehs/Hr**

Waste Delivery Vehicles - PM Peak*						
	Arrivals		Departures		Total	
	Vehicles	PCU	Vehicles	PCU	Vehicles	PCU
HGV	7	21	7	21	14	42
Total	**7**	**21**	**7**	**21**	**14**	**42**

***Based on a 14 hours day and even arrival and departure distribution - 105 (vehs/day) / 14 hours = 7 Vehs/Hr**

Appendix B Residual Waste Vehicles

Existing Bottom Ash Movements							
	Loads per month	Tonnes per month	Tonnes per load	No. Days*	Average Loads per Day	Tonnes per day	Vehicle Movements per day**
Oct-17	481	7387.0	15.4	6	80.2	1231.2	160.3
Nov-17	505	8036.06	15.9	4	126.3	2009.0	252.5
Dec-17	581	9373.4	16.1	6	96.8	1562.2	193.7
Jan-18	754	13078.3	17.3	8	94.3	1634.8	188.5
Feb-18	468	8265.34	17.7	5	93.6	1653.1	187.2
Mar-18	194	3445.28	17.8	2	97.0	1722.6	194.0
Apr-18	782	13688.68	17.5	10	78.2	1368.9	156.4
May-18	394	7010.76	17.8	4	98.5	1752.7	197.0
Jun-18	601	10606.78	17.6	7	85.9	1515.3	171.7
Jul-18	365	6628.5	18.2	4	91.3	1657.1	182.5
Total	5125	87520.1	-	56	-	-	-
Average	512.5	8752.0	17.1	5.6	91.5	1562.9	183.0

*On average the 5 trucks for the Bottom Ash arrive 6 days in a month.

** These movements only impact on the site access as the Trucks that take the bottom Ash to the South Quay do so via the Site Access Only

Predicted Future Bottom Ash Trip Generation

With the 15% additional waste the 5 Trucks brought on site to remove the waste to the South quays will have to arrive more frequently.

The calculation below shows that it is predicted that the Bottom Ash Trucks will arrive 7 days a month with the 15% increase in Waste Deliverys.

Future Trip Generation = 6 days * 1.15 = 7 days with 5 Trucks

Residual Waste Vehicles (Bottom Ash Movements) - 24 Hours						
	Arrivals		Departures		Total	
	Vehicles	PCU	Vehicles	PCU	Vehicles	PCU
HGV	5	15	5	15	10	30
Total	**5**	**15**	**5**	**15**	**10**	**30**

Residual Waste Vehicles (Bottom Ash Movements) - AM Peak*						
	Arrivals		Departures		Total	
	Vehicles	PCU	Vehicles	PCU	Vehicles	PCU
AM (08:00 - 09:00)	5	15	0	0	5	15
Total	**5**	**15**	**0**	**0**	**5**	**15**

***Assumes that all 5 Bottom Ash Trucks arrive during the AM Peak as a worst case scenario.**

Residual Waste Vehicles (Bottom Ash Movements) - PM Peak*						
	Arrivals		Departures		Total	
	Vehicles	PCU	Vehicles	PCU	Vehicles	PCU
PM (17:00 - 18:00)	0	0	5	15	5	15
Total	**0**	**0**	**5**	**15**	**5**	**15**

***Assumes that all 5 Bottom Ash Trucks depart during the PM Peak as a worst case scenario.**

Existing Air Pollution Control Residue and Boiler Ash Movements							
	Loads per month	Tonnes per month	Tonnes per load	No. Days	Average Loads per Day*	Tonnes per day	Vehicle Movements per day
Oct-17	80	1912.1	23.9	20	4.0	95.6	8.0
Nov-17	104	2454.4	23.6	22	4.7	111.6	9.5
Dec-17	103	2433.9	23.6	25	4.1	97.4	8.2
Jan-18	108	2397.2	22.2	23	4.7	104.2	9.4
Feb-18	76	1760.48	23.2	21	3.6	83.8	7.2
Mar-18	88	1966.92	22.4	22	4.0	89.4	8.0
Apr-18	92	2397.16	26.1	21	4.4	114.2	8.8
May-18	107	2761.92	25.8	26	4.1	106.2	8.2
Jun-18	85	2230.4	26.2	21	4.0	106.2	8.1
Jul-18	92	2405.98	26.2	22	4.2	109.4	8.4
Total	935	22720.5	-	223	-	-	-
Average	93.5	2272.0	24.3	22.3	4.2	101.9	8.4

*The existing average daily loads is 4.2 vehicles

Predicted Future APCR Movements

With the 15% additional waste brought to site, the average loads of APC residual waste will increase by 15%.
The calculation below shows that the APC Residual Waste will increase from 4 to 5 loads per day with the 15% increase in Waste Delivery

Future Trip Generation = 4.2 Loads * 1.15 = 4.83 loads per day

Residual Waste Vehicles (APCR Treatment) - 24 Hours						
	Arrivals		Departures		Total	
	Vehicles	PCU	Vehicles	PCU	Vehicles	PCU
HGV	5	15	5	15	10	30
Total	**5**	**15**	**5**	**15**	**10**	**30**

Residual Waste Vehicles (APCR Treatment) - AM Peak*						
	Arrivals		Departures		Total	
	Vehicles	PCU	Vehicles	PCU	Vehicles	PCU
AM (08:00 - 09:00)	3	9	3	9	6	18
Total	**3**	**9**	**3**	**9**	**6**	**18**

*Assumes that 3 of the 5 APCR vehicles arrives and departs during the AM Peak

Residual Waste Vehicles (APCR Treatment) - PM Peak*						
	Arrivals		Departures		Total	
	Vehicles	PCU	Vehicles	PCU	Vehicles	PCU
PM (17:00 - 18:00)	2	6	2	6	4	12
Total	**2**	**6**	**2**	**6**	**4**	**12**

*Assumes that 2 of the 5 APCR vehicles arrives and departs during the PM Peak

Appendix C Services Vehicles

Existing Service Access Summary

Arrivals (Vehicles)						
Hour Ending	RCV	BTV	Car/LGV	OGV1	OGV2	Total
8am	0	1	2	0	0	3
9am	1	8	3	0	0	12
10am	4	11	0	1	0	16
11am	0	11	2	0	0	13
12	4	7	0	0	0	11
1pm	3	4	1	0	1	9
2pm	0	10	2	0	0	12
3pm	4	5	4	4	0	17
4pm	6	8	1	0	2	17
5pm	0	9	3	0	3	15
6pm	0	7	2	0	0	9
7pm	0	6	2	0	0	8
Total	22	87	22	5	6	142

Note: RCVs and BTVs are excluded from the Service Vehicle Total

Arrivals (PCUs)						
Hour Ending	RCV	BTV	Car/LGV	OGV1	OGV2	Total
8am	0	3	2	0	0	5
9am	3	24	3	0	0	30
10am	12	33	0	3	0	48
11am	0	33	2	0	0	35
12	12	21	0	0	0	33
1pm	9	12	1	0	3	25
2pm	0	30	2	0	0	32
3pm	12	15	4	12	0	43
4pm	18	24	1	0	6	49
5pm	0	27	3	0	9	39
6pm	0	21	2	0	0	23
7pm	0	18	2	0	0	20
Total	66	261	22	15	18	382

Note: RCVs and BTVs are excluded from the Service Vehicle Total

Departures (Vehicles)						
Hour Ending	RCV	BTV	Car/LGV	OGV1	OGV2	Total
8am	0	1	1	0	0	2
9am	1	7	3	0	0	11
10am	2	5	0	1	0	8
11am	2	13	1	0	0	16
12	3	10	0	0	0	13
1pm	3	4	3	0	0	10
2pm	0	11	0	0	0	11
3pm	4	7	3	2	0	16
4pm	6	6	3	1	2	18
5pm	0	5	1	0	0	6
6pm	0	11	1	0	1	13
7pm	0	7	0	0	0	7
Total	21	87	16	4	3	131

Note: RCVs and BTVs are excluded from the Service Vehicle Total

Departures (PCUs)						
Hour Ending	RCV	BTV	Car/LGV	OGV1	OGV2	Total
8am	0	3	1	0	0	4
9am	3	21	3	0	0	27
10am	6	15	0	3	0	24
11am	6	39	1	0	0	46
12	9	30	0	0	0	39
1pm	9	12	3	0	0	24
2pm	0	33	0	0	0	33
3pm	12	21	3	6	0	42
4pm	18	18	3	3	6	48
5pm	0	15	1	0	0	16
6pm	0	33	1	0	3	37
7pm	0	21	0	0	0	21
Total	63	261	16	12	9	361

Note: RCVs and BTVs are excluded from the Service Vehicle Total

Predicted Future Service Access Trip Rates

There will be no additional service trips to the development due to the increase in Waste Delivery Trips. These will remain the same as was counted in the 2018 traffic surveys

Service Vehicles (Cars & LGV) - 12 Hours						
	Arrivals		Departures		Total	
	Vehicles	PCU	Vehicles	PCU	Vehicles	PCU
LGV	22	22	16	16	38	38
Total	22	22	16	16	38	38

Service Vehicles (HGV) - 12 Hours						
	Arrivals		Departures		Total	
	Vehicles	PCU	Vehicles	PCU	Vehicles	PCU
HGV	11	33	7	21	18	54
Total	11	33	7	21	18	54

Service Vehicles (Cars & LGV) - AM Peak						
	Arrivals		Departures		Total	
	Vehicles	PCU	Vehicles	PCU	Vehicles	PCU
LGV	3	3	3	3	6	6
Total	3	3	3	3	6	6

Service Vehicles (HGV) - AM Peak						
	Arrivals		Departures		Total	
	Vehicles	PCU	Vehicles	PCU	Vehicles	PCU
HGV	0	0	0	0	0	0
Total	0	0	0	0	0	0

Service Vehicles (Cars & LGV) - PM Peak						
	Arrivals		Departures		Total	
	Vehicles	PCU	Vehicles	PCU	Vehicles	PCU
LGV	2	2	1	1	3	3
Total	2	2	1	1	3	3

Service Vehicles (HGV) - PM Peak						
	Arrivals		Departures		Total	
	Vehicles	PCU	Vehicles	PCU	Vehicles	PCU
HGV	0	0	1	3	1	3
Total	0	0	1	3	1	3

2018 Traffic Surveys Existing Service Access Arrivals									
	Arrivals								
	Destination :	Arm C	Waste to Energy Access						Total
	PC	MC	Car	Taxi	LGV	OGV1	OGV2	PSV	
07:00	0	0	0	0	0	0	0	0	0
07:15	0	0	0	0	0	0	0	0	0
07:30	0	0	1	0	0	0	0	0	1
07:45	0	0	1	0	0	0	1	0	2
1 Hr	0	0	2	0	0	0	1	0	3
08:00	0	0	1	0	2	0	4	0	7
08:15	0	0	0	0	0	1	3	0	4
08:30	0	0	0	0	0	0	0	0	0
08:45	0	0	0	0	0	0	1	0	1
1 Hr	0	0	1	0	2	1	8	0	12
09:00	0	0	0	0	0	2	0	0	2
09:15	0	0	0	0	0	1	2	0	3
09:30	0	0	0	0	0	0	3	0	3
09:45	0	0	0	0	0	2	6	0	8
1 Hr	0	0	0	0	0	5	11	0	16
10:00	0	0	0	0	1	0	3	0	4
10:15	0	0	0	0	0	0	1	0	1
10:30	0	0	0	0	0	0	5	0	5
10:45	0	0	0	0	1	0	2	0	3
1 Hr	0	0	0	0	2	0	11	0	13
11:00	0	0	0	0	0	0	2	0	2
11:15	0	0	0	0	0	0	1	0	1
11:30	0	0	0	0	0	4	2	0	6
11:45	0	0	0	0	0	0	2	0	2
1 Hr	0	0	0	0	0	4	7	0	11
12:00	0	0	0	0	1	0	0	0	1
12:15	0	0	0	0	0	2	1	0	3
12:30	0	0	0	0	0	0	0	0	0
12:45	0	0	0	0	0	1	4	0	5
1 Hr	0	0	0	0	1	3	5	0	9
13:00	0	0	0	0	2	0	4	0	6
13:15	0	0	0	0	0	0	2	0	2
13:30	0	0	0	0	0	0	1	0	1
13:45	0	0	0	0	0	0	4	0	4
1 Hr	0	0	0	0	2	0	11	0	13
14:00	0	0	0	0	0	2	1	0	3
14:15	0	0	0	0	1	4	1	0	6
14:30	0	0	0	0	1	2	0	0	3
14:45	0	0	0	0	2	0	2	0	4
1 Hr	0	0	0	0	4	8	4	0	16
15:00	0	0	0	0	0	3	2	0	5
15:15	0	0	0	0	0	1	1	0	2
15:30	0	0	1	0	0	2	3	0	6
15:45	0	0	0	0	0	0	4	0	4
1 Hr	0	0	1	0	0	6	10	0	17
16:00	1	0	0	0	0	0	1	0	2
16:15	0	0	0	0	1	0	5	0	6
16:30	0	0	0	0	0	0	1	0	1
16:45	0	0	0	0	1	0	5	0	6
1 Hr	1	0	0	0	2	0	12	0	15
17:00	0	0	0	0	0	0	2	0	2
17:15	1	0	0	0	0	0	2	0	3
17:30	0	0	0	0	0	0	2	0	2
17:45	0	0	0	0	1	0	1	0	2
1 Hr	1	0	0	0	1	0	7	0	9
18:00	0	0	0	0	0	0	1	0	1
18:15	0	0	0	0	1	0	1	0	2
18:30	0	0	0	0	1	0	2	0	3
18:45	0	0	0	0	0	0	2	0	2
1 Hr	0	0	0	0	2	0	6	0	8
Total	2	0	4	0	16	27	93	0	142

2018 Traffic Surveys Existing Service Access Departures									
	Departures								
	Origin :	Arm C	Waste to Energy Access						Total
	PC	MC	Car	Taxi	LGV	OGV1	OGV2	PSV	
07:00	0	0	0	0	0	0	0	0	0
07:15	0	0	0	0	0	0	0	0	0
07:30	0	0	0	0	0	0	1	0	1
07:45	0	0	1	0	0	0	0	0	1
1 Hr	0	0	1	0	0	0	1	0	2
08:00	0	0	0	0	1	0	0	0	1
08:15	0	0	1	0	0	1	5	0	7
08:30	0	0	0	0	1	0	2	0	3
08:45	0	0	0	0	0	0	0	0	0
1 Hr	0	0	1	0	2	1	7	0	11
09:00	0	0	0	0	0	1	2	0	3
09:15	0	0	0	0	0	2	0	0	2
09:30	0	0	0	0	0	0	0	0	0
09:45	0	0	0	0	0	0	3	0	3
1 Hr	0	0	0	0	0	3	5	0	8
10:00	0	0	0	0	0	1	1	0	2
10:15	0	0	0	0	0	1	6	0	7
10:30	0	0	0	0	0	0	2	0	2
10:45	0	0	0	0	1	0	4	0	5
1 Hr	0	0	0	0	1	2	13	0	16
11:00	0	0	0	0	0	0	1	0	1
11:15	0	0	0	0	0	0	3	0	3
11:30	0	0	0	0	0	0	3	0	3
11:45	0	0	0	0	0	3	3	0	6
1 Hr	0	0	0	0	0	3	10	0	13
12:00	0	0	0	0	0	1	2	0	3
12:15	0	0	0	0	2	1	1	0	4
12:30	0	0	0	0	0	1	1	0	2
12:45	0	0	0	0	1	0	0	0	1
1 Hr	0	0	0	0	3	3	4	0	10
13:00	0	0	0	0	0	0	1	0	1
13:15	0	0	0	0	0	0	6	0	6
13:30	0	0	0	0	0	0	1	0	1
13:45	0	0	0	0	0	0	3	0	3
1 Hr	0	0	0	0	0	0	11	0	11
14:00	0	0	0	0	0	2	1	0	3
14:15	0	0	0	0	1	1	3	0	5
14:30	0	0	0	0	1	3	0	0	4
14:45	0	0	0	0	1	0	3	0	4
1 Hr	0	0	0	0	3	6	7	0	16
15:00	0	0	0	0	0	0	2	0	2
15:15	0	0	1	0	1	4	3	0	9
15:30	0	0	0	0	1	1	0	0	2
15:45	0	0	0	0	0	2	3	0	5
1 Hr	0	0	1	0	2	7	8	0	18
16:00	0	0	1	0	0	0	3	0	4
16:15	0	0	0	0	0	0	0	0	0
16:30	0	0	0	0	0	0	1	0	1
16:45	0	0	0	0	0	0	1	0	1
1 Hr	0	0	1	0	0	0	5	0	6
17:00	0	0	0	0	0	0	4	0	4
17:15	0	0	0	0	0	0	1	0	1
17:30	0	0	0	0	0	0	4	0	4
17:45	0	0	1	0	0	0	3	0	4
1 Hr	0	0	1	0	0	0	12	0	13
18:00	0	0	0	0	0	0	1	0	1
18:15	0	0	0	0	0	0	2	0	2
18:30	0	0	0	0	0	0	1	0	1
18:45	0	0	0	0	0	0	3	0	3
1 Hr	0	0	0	0	0	0	7	0	7
Total	0	0	5	0	11	25	90	0	131

Appendix D Staff / Visitor Vehicles

Existing Staff / Visitor Access Summary

Arrivals (Vehicles)								
Hour Ending	Car	Taxi	LGV	MC	PC	OGV1	OGV2	Total
8am	6	1	0	0	1	0	0	**8**
9am	2	0	0	0	0	0	0	**2**
10am	4	0	0	0	0	0	0	**4**
11am	1	0	0	0	0	0	0	**1**
12	0	0	0	0	0	0	0	**0**
1pm	1	0	0	0	0	0	0	**1**
2pm	2	0	0	0	0	0	0	**2**
3pm	2	0	1	0	1	0	0	**4**
4pm	0	0	0	0	0	0	0	**0**
5pm	0	0	0	0	0	0	0	**0**
6pm	0	0	0	0	0	0	0	**0**
7pm	5	0	0	0	1	0	0	**6**
Total	23	1	1	0	3	0	0	**28**

Arrivals (PCUs)								
Hour Ending	Car	Taxi	LGV	MC	PC	OGV1	OGV2	Total
8am	6	1	0	0	0.6	0	0	**7.6**
9am	2	0	0	0	0	0	0	**2**
10am	4	0	0	0	0	0	0	**4**
11am	1	0	0	0	0	0	0	**1**
12	0	0	0	0	0	0	0	**0**
1pm	1	0	0	0	0	0	0	**1**
2pm	2	0	0	0	0	0	0	**2**
3pm	2	0	1	0	0.6	0	0	**3.6**
4pm	0	0	0	0	0	0	0	**0**
5pm	0	0	0	0	0	0	0	**0**
6pm	0	0	0	0	0	0	0	**0**
7pm	5	0	0	0	0.6	0	0	**5.6**
Total	23	1	1	0	1.8	0	0	**26.8**

Departures (Vehicles)								
Hour Ending	Car	Taxi	LGV	MC	PC	OGV1	OGV2	Total
8am	3	0	0	0	0	0	0	**3**
9am	3	0	0	0	0	0	0	**3**
10am	1	0	0	0	0	0	0	**1**
11am	0	0	0	0	0	0	0	**0**
12	0	0	0	0	0	0	0	**0**
1pm	0	0	0	0	0	0	0	**0**
2pm	6	0	0	0	0	0	0	**6**
3pm	2	1	1	0	0	0	0	**4**
4pm	2	0	0	0	0	0	0	**2**
5pm	4	0	0	0	1	0	0	**5**
6pm	5	0	0	0	1	0	0	**6**
7pm	3	0	0	0	1	0	0	**4**
Total	29	1	1	0	3	0	0	**34**

Departures (PCUs)								
Hour Ending	Car	Taxi	LGV	MC	PC	OGV1	OGV2	Total
8am	3	0	0	0	0	0	0	**3**
9am	3	0	0	0	0	0	0	**3**
10am	1	0	0	0	0	0	0	**1**
11am	0	0	0	0	0	0	0	**0**
12	0	0	0	0	0	0	0	**0**
1pm	0	0	0	0	0	0	0	**0**
2pm	6	0	0	0	0	0	0	**6**
3pm	2	1	1	0	0	0	0	**4**
4pm	2	0	0	0	0	0	0	**2**
5pm	4	0	0	0	0.6	0	0	**4.6**
6pm	5	0	0	0	0.6	0	0	**5.6**
7pm	3	0	0	0	0.6	0	0	**3.6**
Total	29	1	1	0	1.8	0	0	**32.8**

Predicted Future Staff / Visitor Access Summary

There will be no additional staff trips to the development due to the increase in Waste Delivery Trips. These will remain the same as was counted in the 2018 traffic surveys

Staff Vehicle Trips - 12 Hours						
	Arrivals		Departures		Total	
	Vehs	PCU	Vehs	PCU	Vehs	PCU
LGV	28	26.8	34	32.8	62	59.6
HGV	0	0.0	0	0.0	0	0.0
Total	**28**	**27**	**34**	**33**	**62**	**60**

Staff Vehicle Trips - AM Peak						
	Arrivals		Departures		Total	
	Vehs	PCU	Vehs	PCU	Vehs	PCU
LGV	2	2	3	3	5	5
HGV	0	0	0	0	0	0
Total	**2**	**2**	**3**	**3**	**5**	**5**

Staff Vehicle Trips - PM Peak						
	Arrivals		Departures		Total	
	Vehs	PCU	Vehs	PCU	Vehs	PCU
LGV	0	0	6	5.6	6	5.6
HGV	0	0	0	0	0	0
Total	**0**	**0**	**6**	**6**	**6**	**6**

2018 Traffic Surveys Existing Staff Access Arrivals									
	Entry								
	CAR	Taxi	LGV	OGV1	OGV2	PSV	MC	PC	Total
07:00	0	1	0	0	0	0	0	0	1
07:15	1	0	0	0	0	0	0	0	1
07:30	2	0	0	0	0	0	0	0	2
07:45	3	0	0	0	0	0	0	1	4
1 Hr	6	1	0	0	0	0	0	1	8
08:00	0	0	0	0	0	0	0	0	0
08:15	2	0	0	0	0	0	0	0	2
08:30	0	0	0	0	0	0	0	0	0
08:45	0	0	0	0	0	0	0	0	0
1 Hr	2	0	0	0	0	0	0	0	2
09:00	0	0	0	0	0	0	0	0	0
09:15	1	0	0	0	0	0	0	0	1
09:30	2	0	0	0	0	0	0	0	2
09:45	1	0	0	0	0	0	0	0	1
1 Hr	4	0	0	0	0	0	0	0	4
10:00	0	0	0	0	0	0	0	0	0
10:15	0	0	0	0	0	0	0	0	0
10:30	1	0	0	0	0	0	0	0	1
10:45	0	0	0	0	0	0	0	0	0
1 Hr	1	0	0	0	0	0	0	0	1
11:00	0	0	0	0	0	0	0	0	0
11:15	0	0	0	0	0	0	0	0	0
11:30	0	0	0	0	0	0	0	0	0
11:45	0	0	0	0	0	0	0	0	0
1 Hr	0	0	0	0	0	0	0	0	0
12:00	0	0	0	0	0	0	0	0	0
12:15	1	0	0	0	0	0	0	0	1
12:30	0	0	0	0	0	0	0	0	0
12:45	0	0	0	0	0	0	0	0	0
1 Hr	1	0	0	0	0	0	0	0	1
13:00	1	0	0	0	0	0	0	0	1
13:15	0	0	0	0	0	0	0	0	0
13:30	0	0	0	0	0	0	0	0	0
13:45	1	0	0	0	0	0	0	0	1
1 Hr	2	0	0	0	0	0	0	0	2
14:00	2	0	0	0	0	0	0	0	2
14:15	0	0	0	0	0	0	0	0	0
14:30	0	0	1	0	0	0	0	1	2
14:45	0	0	0	0	0	0	0	0	0
1 Hr	2	0	1	0	0	0	0	1	4
15:00	0	0	0	0	0	0	0	0	0
15:15	0	0	0	0	0	0	0	0	0
15:30	0	0	0	0	0	0	0	0	0
15:45	0	0	0	0	0	0	0	0	0
1 Hr	0	0	0	0	0	0	0	0	0
16:00	0	0	0	0	0	0	0	0	0
16:15	0	0	0	0	0	0	0	0	0
16:30	0	0	0	0	0	0	0	0	0
16:45	0	0	0	0	0	0	0	0	0
1 Hr	0	0	0	0	0	0	0	0	0
17:00	0	0	0	0	0	0	0	0	0
17:15	0	0	0	0	0	0	0	0	0
17:30	0	0	0	0	0	0	0	0	0
17:45	0	0	0	0	0	0	0	0	0
1 Hr	0	0	0	0	0	0	0	0	0
18:00	1	0	0	0	0	0	0	0	1
18:15	1	0	0	0	0	0	0	0	1
18:30	2	0	0	0	0	0	0	1	3
18:45	1	0	0	0	0	0	0	0	1
1 Hr	5	0	0	0	0	0	0	1	6
Total	23	1	1	0	0	0	0	3	28

2018 Traffic Surveys Existing Staff Access Departures									
	Exit								
	CAR	Taxi	LGV	OGV1	OGV2	PSV	MC	PC	Total
07:00	1	0	0	0	0	0	0	0	1
07:15	1	0	0	0	0	0	0	0	1
07:30	0	0	0	0	0	0	0	0	0
07:45	1	0	0	0	0	0	0	0	1
1 Hr	3	0	0	0	0	0	0	0	3
08:00	0	0	0	0	0	0	0	0	0
08:15	1	0	0	0	0	0	0	0	1
08:30	1	0	0	0	0	0	0	0	1
08:45	1	0	0	0	0	0	0	0	1
1 Hr	3	0	0	0	0	0	0	0	3
09:00	0	0	0	0	0	0	0	0	0
09:15	0	0	0	0	0	0	0	0	0
09:30	0	0	0	0	0	0	0	0	0
09:45	1	0	0	0	0	0	0	0	1
1 Hr	1	0	0	0	0	0	0	0	1
10:00	0	0	0	0	0	0	0	0	0
10:15	0	0	0	0	0	0	0	0	0
10:30	0	0	0	0	0	0	0	0	0
10:45	0	0	0	0	0	0	0	0	0
1 Hr	0	0	0	0	0	0	0	0	0
11:00	0	0	0	0	0	0	0	0	0
11:15	0	0	0	0	0	0	0	0	0
11:30	0	0	0	0	0	0	0	0	0
11:45	0	0	0	0	0	0	0	0	0
1 Hr	0	0	0	0	0	0	0	0	0
12:00	0	0	0	0	0	0	0	0	0
12:15	0	0	0	0	0	0	0	0	0
12:30	0	0	0	0	0	0	0	0	0
12:45	0	0	0	0	0	0	0	0	0
1 Hr	0	0	0	0	0	0	0	0	0
13:00	2	0	0	0	0	0	0	0	2
13:15	2	0	0	0	0	0	0	0	2
13:30	0	0	0	0	0	0	0	0	0
13:45	2	0	0	0	0	0	0	0	2
1 Hr	6	0	0	0	0	0	0	0	6
14:00	0	0	0	0	0	0	0	0	0
14:15	0	1	0	0	0	0	0	0	1
14:30	1	0	0	0	0	0	0	0	1
14:45	1	0	1	0	0	0	0	0	2
1 Hr	2	1	1	0	0	0	0	0	4
15:00	1	0	0	0	0	0	0	0	1
15:15	0	0	0	0	0	0	0	0	0
15:30	1	0	0	0	0	0	0	0	1
15:45	0	0	0	0	0	0	0	0	0
1 Hr	2	0	0	0	0	0	0	0	2
16:00	1	0	0	0	0	0	0	1	2
16:15	2	0	0	0	0	0	0	0	2
16:30	1	0	0	0	0	0	0	0	1
16:45	0	0	0	0	0	0	0	0	0
1 Hr	4	0	0	0	0	0	0	1	5
17:00	2	0	0	0	0	0	0	1	3
17:15	1	0	0	0	0	0	0	0	1
17:30	2	0	0	0	0	0	0	0	2
17:45	0	0	0	0	0	0	0	0	0
1 Hr	5	0	0	0	0	0	0	1	6
18:00	0	0	0	0	0	0	0	1	1
18:15	2	0	0	0	0	0	0	0	2
18:30	0	0	0	0	0	0	0	0	0
18:45	1	0	0	0	0	0	0	0	1
1 Hr	3	0	0	0	0	0	0	1	4
Total	29	1	1	0	0	0	0	3	34

Appendix E Forecast Trip Generation

Waste Delivery Vehicles - AM Peak						
	Arrivals		Departures		Total	
	Vehicles	PCU	Vehicles	PCU	Vehicles	PCU
AM (08:00 - 09:00)	7	21	7	21	14	42
Total	**7**	**21**	**7**	**21**	**14**	**42**

Residual Waste Vehicles (Bottom Ash Movements) - AM Peak*						
	Arrivals		Departures		Total	
	Vehicles	PCU	Vehicles	PCU	Vehicles	PCU
AM (08:00 - 09:00)	5	15	0	0	5	15
Total	**5**	**15**	**0**	**0**	**5**	**15**

*Assumes that all 5 Bottom Ash Trucks arrive during the AM Peak as a worst case scenario.

Residual Waste Vehicles (Flue Gas Treatment) - AM Peak						
	Arrivals		Departures		Total	
	Vehicles	PCU	Vehicles	PCU	Vehicles	PCU
AM (08:00 - 09:00)	3	9	3	9	6	18
Total	**3**	**9**	**3**	**9**	**6**	**18**

Service Vehicles (HGV) - AM Peak						
	Arrivals		Departures		Total	
	Vehicles	PCU	Vehicles	PCU	Vehicles	PCU
HGV	0	0	0	0	0	0
Total	**0**	**0**	**0**	**0**	**0**	**0**

Service Vehicles (Cars & LGV) - AM Peak						
	Arrivals		Departures		Total	
	Vehicles	PCU	Vehicles	PCU	Vehicles	PCU
LGV	3	3	3	3	6	6
Total	**3**	**3**	**3**	**3**	**6**	**6**

Staff Vehicle Trips - AM Peak						
	Arrivals		Departures		Total	
	Vehicles	PCU	Vehicles	PCU	Vehicles	PCU
LGV	2	2	3	3	5	5
HGV	0	0	0	0	0	0
Total	**2**	**2**	**3**	**3**	**5**	**5**

Total Trips - AM Peak						
	Arrivals		Departures		Total	
	Vehicles	PCU	Vehicles	PCU	Vehicles	PCU
Total	**20**	**50**	**16**	**36**	**36**	**86**

Waste Delivery Vehicles - PM Peak						
	Arrivals		Departures		Total	
	Vehicles	PCU	Vehicles	PCU	Vehicles	PCU
PM (17:00 - 18:00)	7	21	7	21	14	42
Total	**7**	**21**	**7**	**21**	**14**	**42**

Residual Waste Vehicles (Bottom Ash Movements) - PM Peak						
	Arrivals		Departures		Total	
	Vehicles	PCU	Vehicles	PCU	Vehicles	PCU
PM (17:00 - 18:00)	0	0	5	15	5	15
Total	**0**	**0**	**5**	**15**	**5**	**15**

*5 Trucks depart the site after transporting Bottom Ash in the South Quay

Residual Waste Vehicles (Flue Gas Treatment) - PM Peak						
	Arrivals		Departures		Total	
	Vehicles	PCU	Vehicles	PCU	Vehicles	PCU
PM (17:00 - 18:00)	2	6	2	6	4	12
Total	**2**	**6**	**2**	**6**	**4**	**12**

Service Vehicles (HGV) - PM Peak						
	Arrivals		Departures		Total	
	Vehicles	PCU	Vehicles	PCU	Vehicles	PCU
HGV	0	0	1	3	1	3
Total	**0**	**0**	**1**	**3**	**1**	**3**

Service Vehicles - PM Peak						
	Arrivals		Departures		Total	
	Vehicles	PCU	Vehicles	PCU	Vehicles	PCU
LGV	2	2	1	1	3	3
Total	**2**	**2**	**1**	**1**	**3**	**3**

Staff Vehicle Trips - PM Peak						
	Arrivals		Departures		Total	
	Vehicles	PCU	Vehicles	PCU	Vehicles	PCU
LGV	0	0	6	5.6	6	6
HGV	0	0	0	0	0	0
Total	**0**	**0**	**6**	**6**	**6**	**6**

Total Trips - PM Peak						
	Arrivals		Departures		Total	
	Vehicles	PCU	Vehicles	PCU	Vehicles	PCU
Total	**11**	**29**	**22**	**52**	**33**	**81**

Appendix F AM Peak Traffic Flow Diagrams

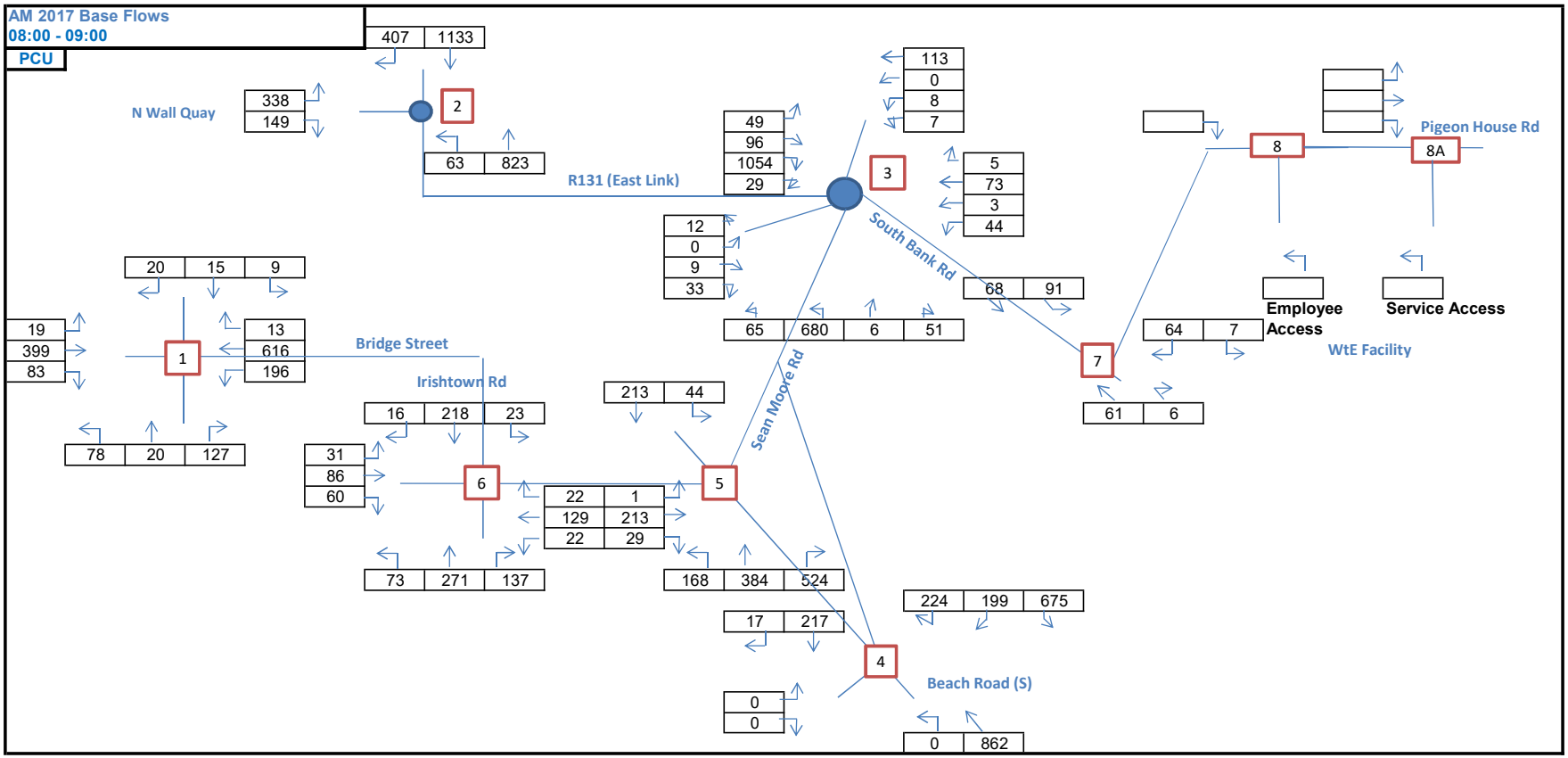
AM 2017 Base Flows
08:00 - 09:00
PCU
N Wall Quay
R131 (East Link)
South Bank Rd
Pigeon House Rd
Bridge Street
Irishtown Rd
Sean Moore Rd
Beach Road (S)
Employee Access
Service Access
WtE Facility
1
2
3
4
5
6
7
8
8A
407
1133
338
149
63
823
49
96
1054
29
113
0
8
7
5
73
3
44
12
0
9
33
68
91
65
680
6
51
64
7
61
6
20
15
9
19
399
83
13
616
196
78
20
127
16
218
23
31
86
60
73
271
137
213
44
22
1
129
213
22
29
168
384
524
17
217
224
199
675
0
0
0
862

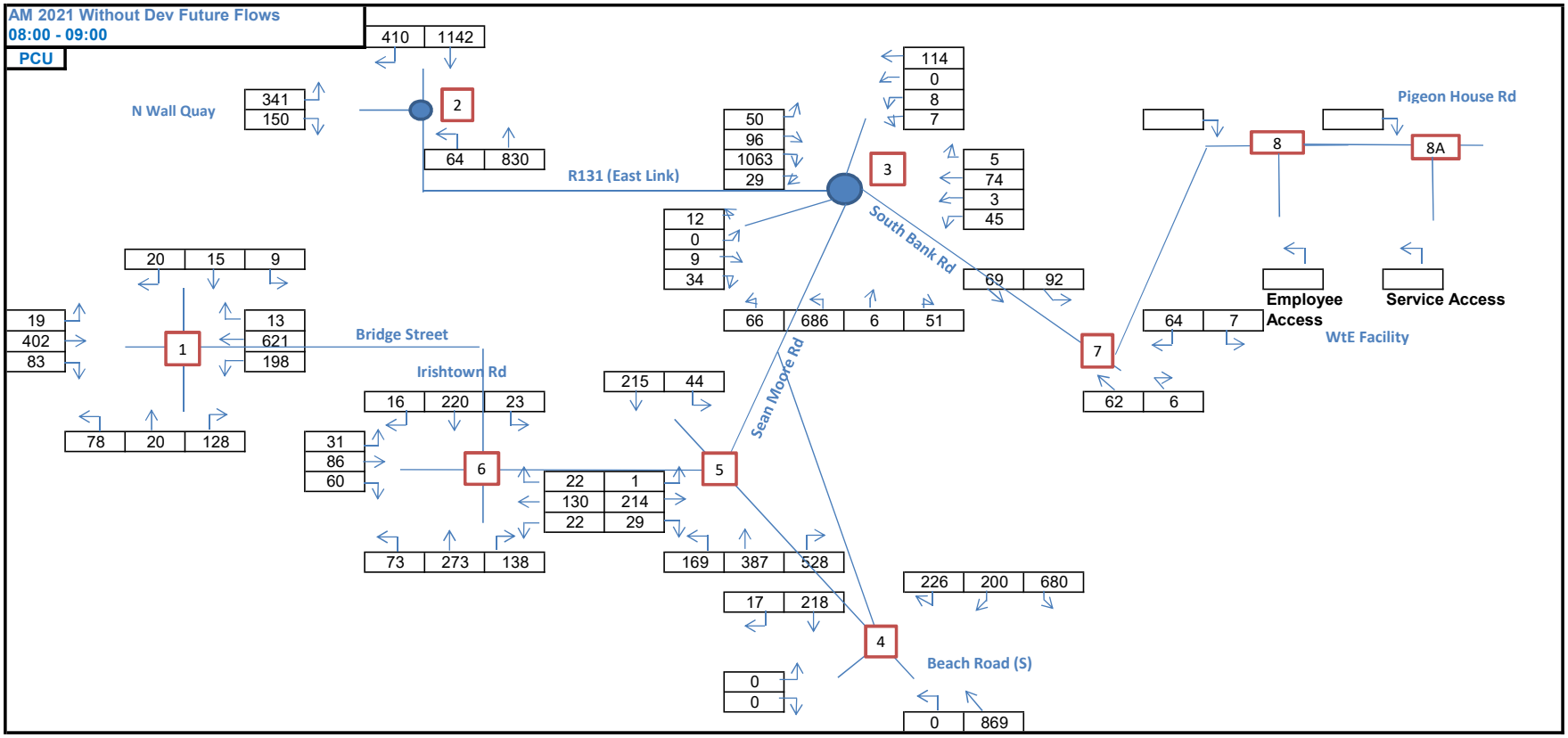
AM 2021 Without Dev Future Flows
08:00 - 09:00
PCU
410
1142
N Wall Quay
341
150
2
64
830
R131 (East Link)
50
96
1063
29
3
114
0
8
7
5
74
3
45
12
0
9
34
South Bank Rd
69
92
66
686
6
51
Pigeon House Rd
8
8A
Employee Access
Service Access
WtE Facility
64
7
7
62
6
20
15
9
19
402
83
1
13
621
198
Bridge Street
78
20
128
Irishtown Rd
16
220
23
215
44
Sean Moore Rd
31
86
60
6
22
1
130
214
22
29
5
73
273
138
169
387
528
226
200
680
17
218
4
Beach Road (S)
0
0
0
869

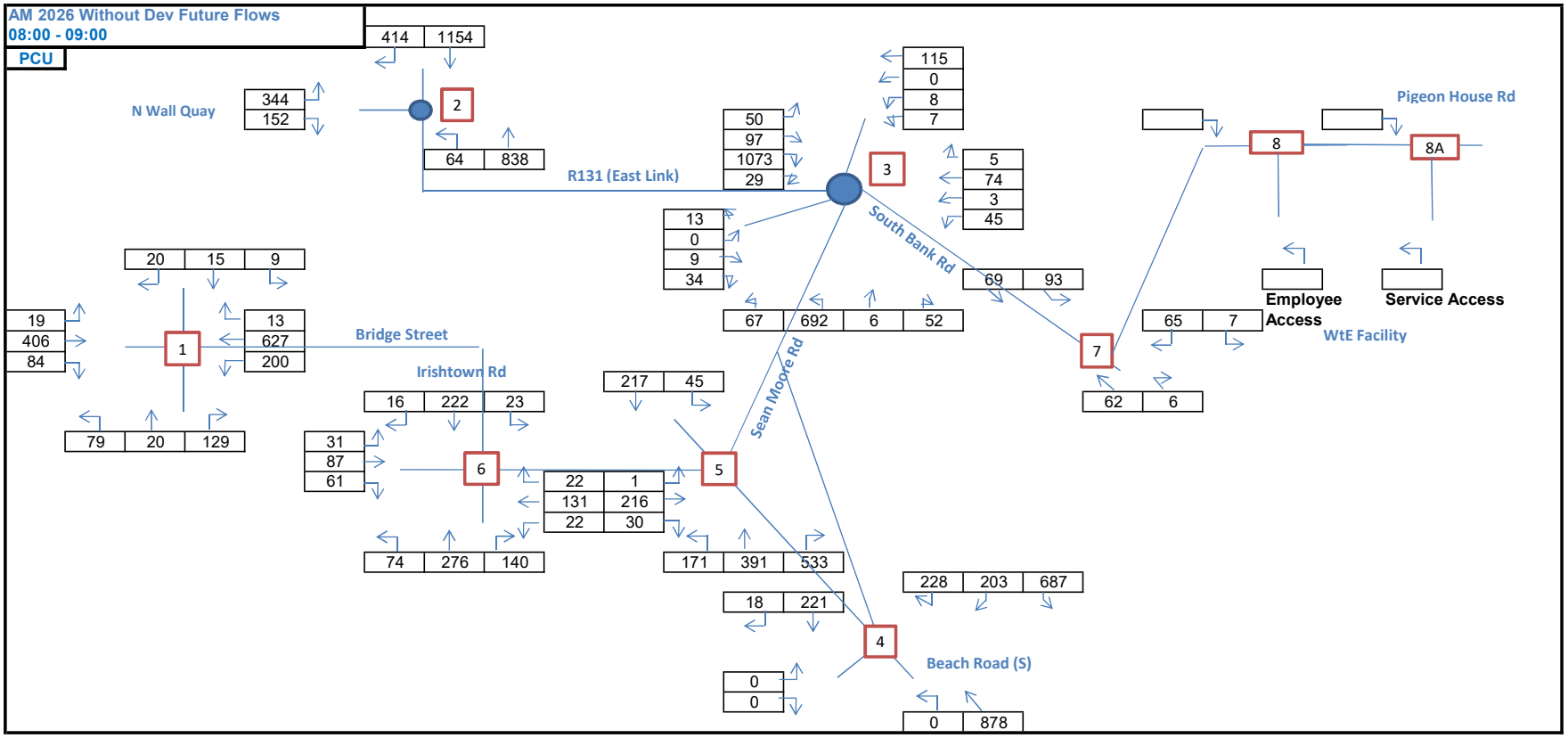
AM 2026 Without Dev Future Flows
08:00 - 09:00
PCU
N Wall Quay
R131 (East Link)
South Bank Rd
Pigeon House Rd
Bridge Street
Irishtown Rd
Sean Moore Rd
Beach Road (S)
Employee Access
Service Access
WtE Facility
1
2
3
4
5
6
7
8
8A
414
1154
344
152
64
838
50
97
1073
29
115
0
8
7
5
74
3
45
13
0
9
34
69
93
67
692
6
52
65
7
62
6
20
15
9
19
406
84
13
627
200
79
20
129
16
222
23
217
45
31
87
61
22
1
131
216
22
30
74
276
140
171
391
533
228
203
687
18
221
0
0
0
878

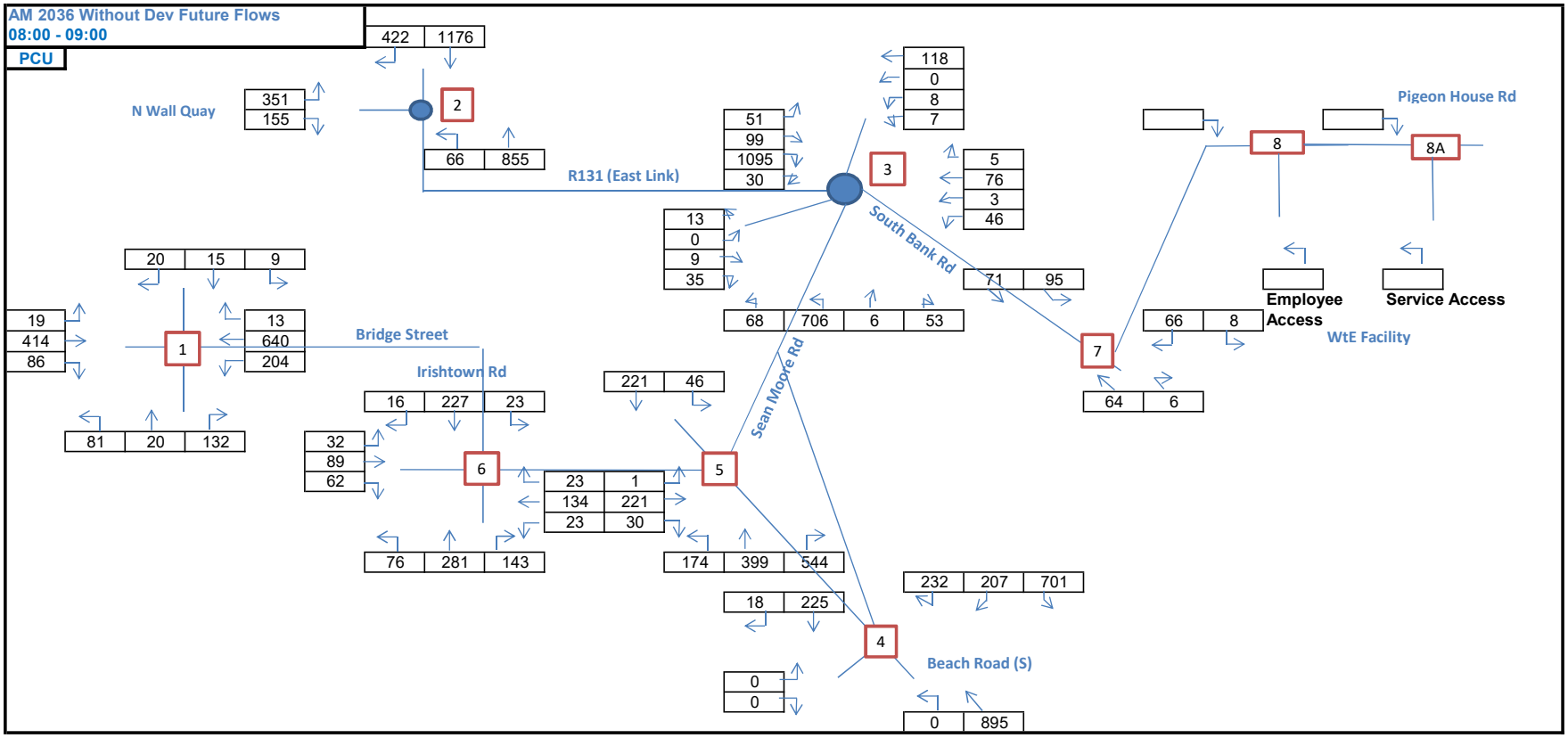
AM 2036 Without Dev Future Flows
08:00 - 09:00
PCU
422
1176
N Wall Quay
351
155
2
66
855
R131 (East Link)
51
99
1095
30
118
0
8
7
3
5
76
3
46
13
0
9
35
South Bank Rd
71
95
68
706
6
53
Pigeon House Rd
8
8A
Employee Access
Service Access
66
8
WtE Facility
7
64
6
20
15
9
19
414
86
1
13
640
204
Bridge Street
Irishtown Rd
81
20
132
16
227
23
32
89
62
6
23
1
134
221
23
30
5
221
46
Sean Moore Rd
76
281
143
174
399
544
232
207
701
18
225
4
Beach Road (S)
0
0
0
895

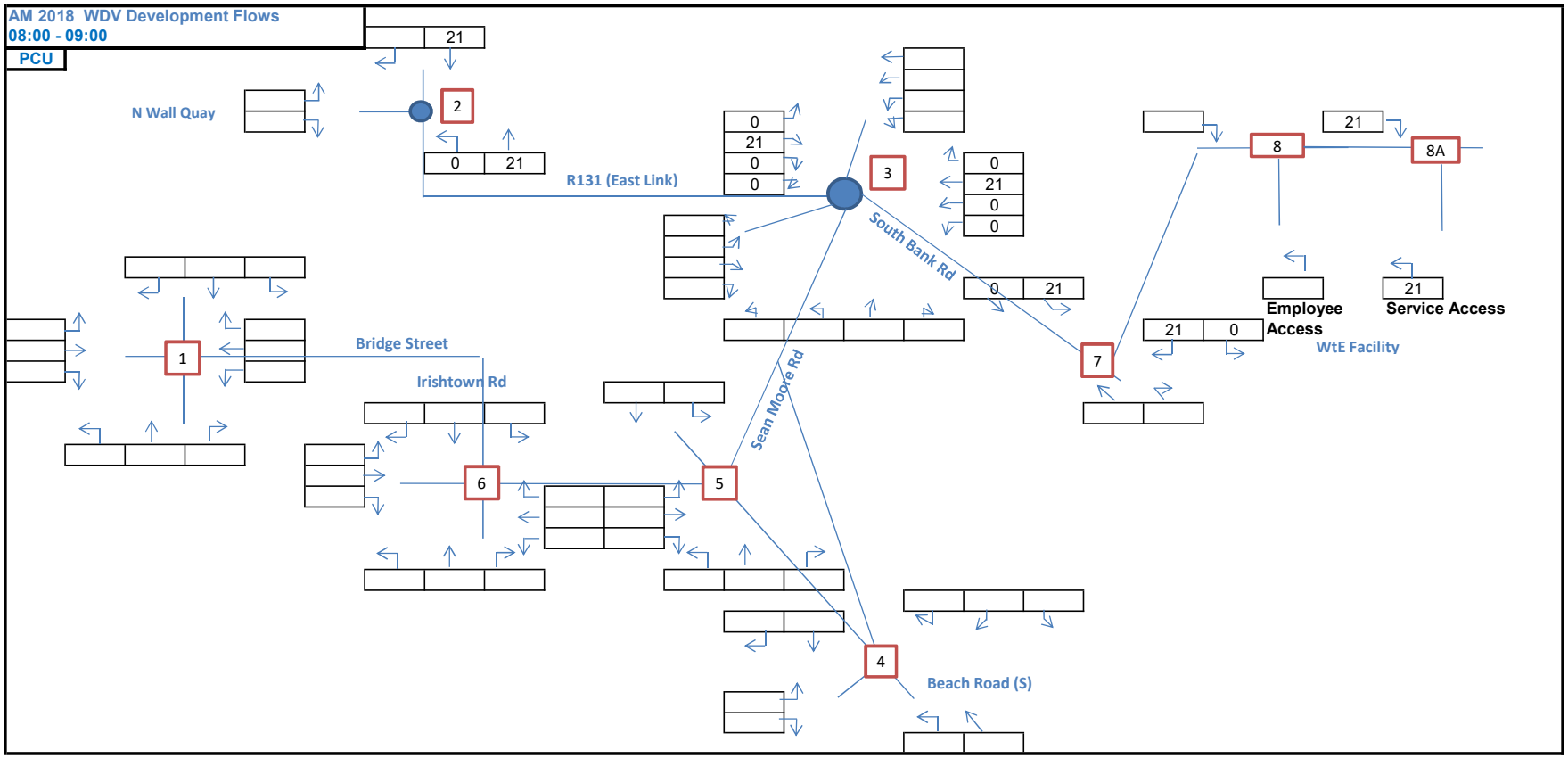
AM 2018 WDV Development Flows
08:00 - 09:00
PCU
N Wall Quay
R131 (East Link)
South Bank Rd
Bridge Street
Irishtown Rd
Sean Moore Rd
Beach Road (S)
Employee Access
Service Access
WtE Facility
1
2
3
4
5
6
7
8
8A
21
0
21
0
21
0
0
0
21
0
21
21
0
21
21

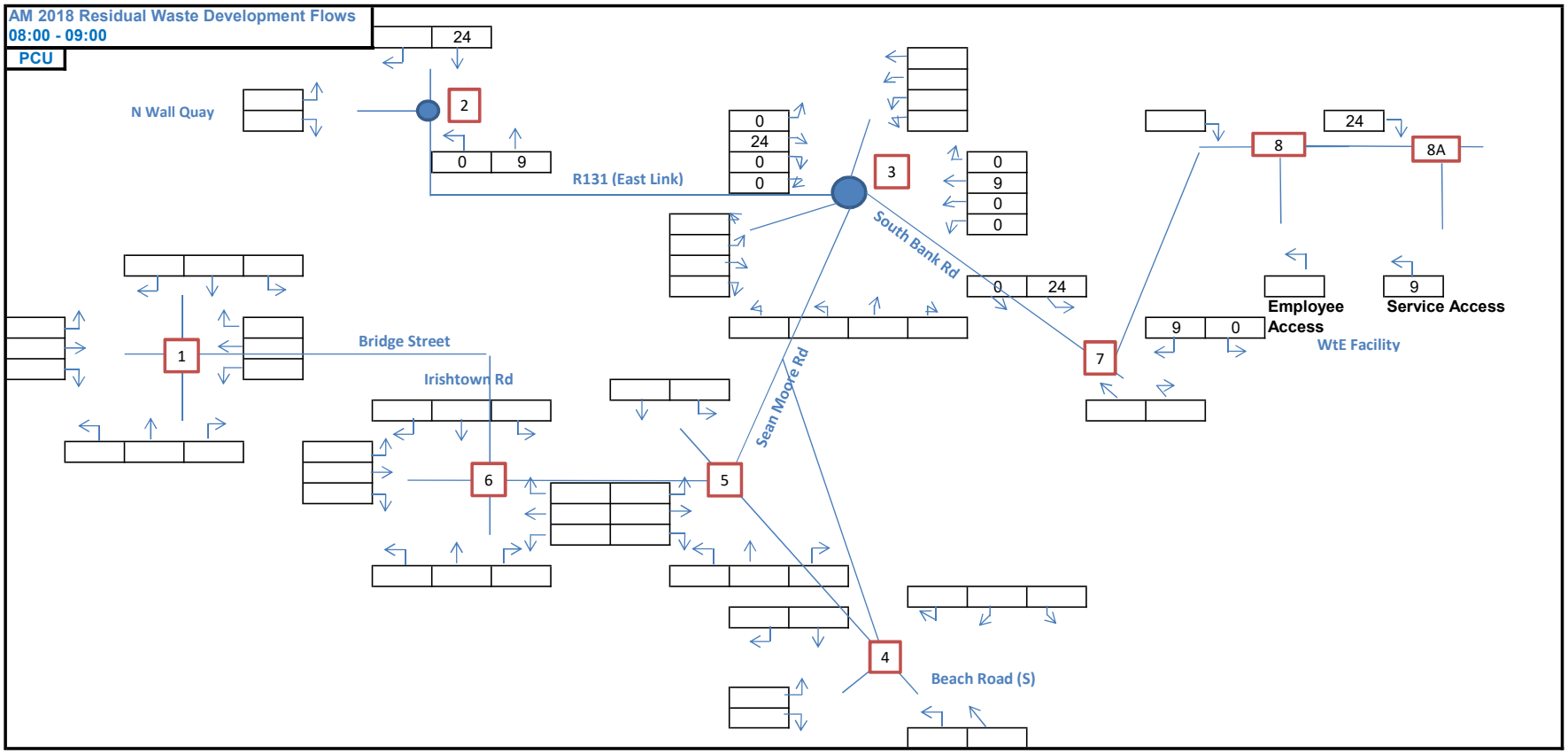
AM 2018 Residual Waste Development Flows
08:00 - 09:00
PCU
N Wall Quay
R131 (East Link)
South Bank Rd
Bridge Street
Irishtown Rd
Sean Moore Rd
Beach Road (S)
Employee Access
Service Access
WtE Facility
1
2
3
4
5
6
7
8
8A
24
0
9
0
24
0
0
0
9
0
0
0
24
9
0
24
9

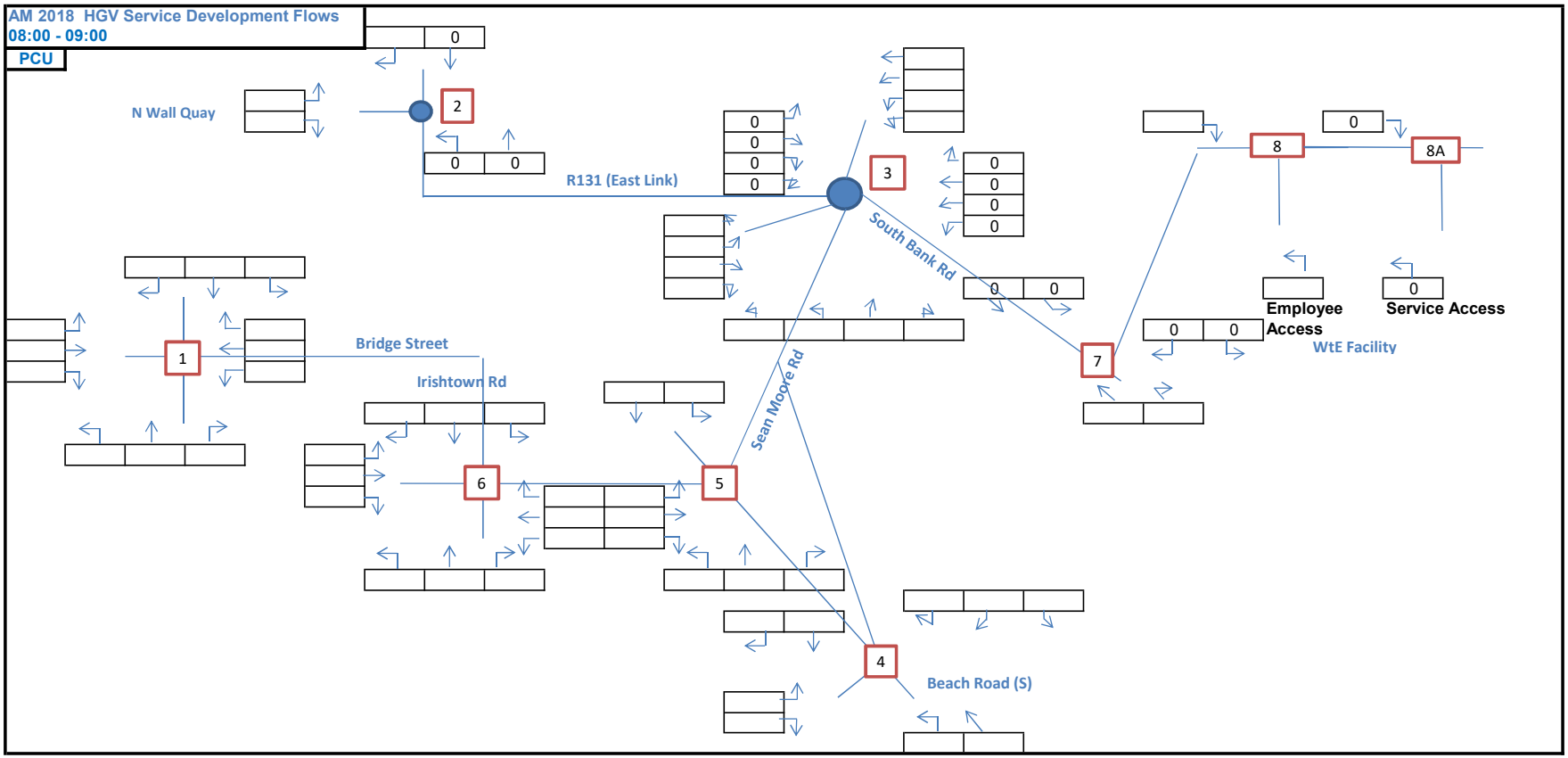
AM 2018 HGV Service Development Flows
08:00 - 09:00
PCU
N Wall Quay
R131 (East Link)
South Bank Rd
Bridge Street
Irishtown Rd
Sean Moore Rd
Beach Road (S)
Employee Access
Service Access
WtE Facility
1
2
3
4
5
6
7
8
8A

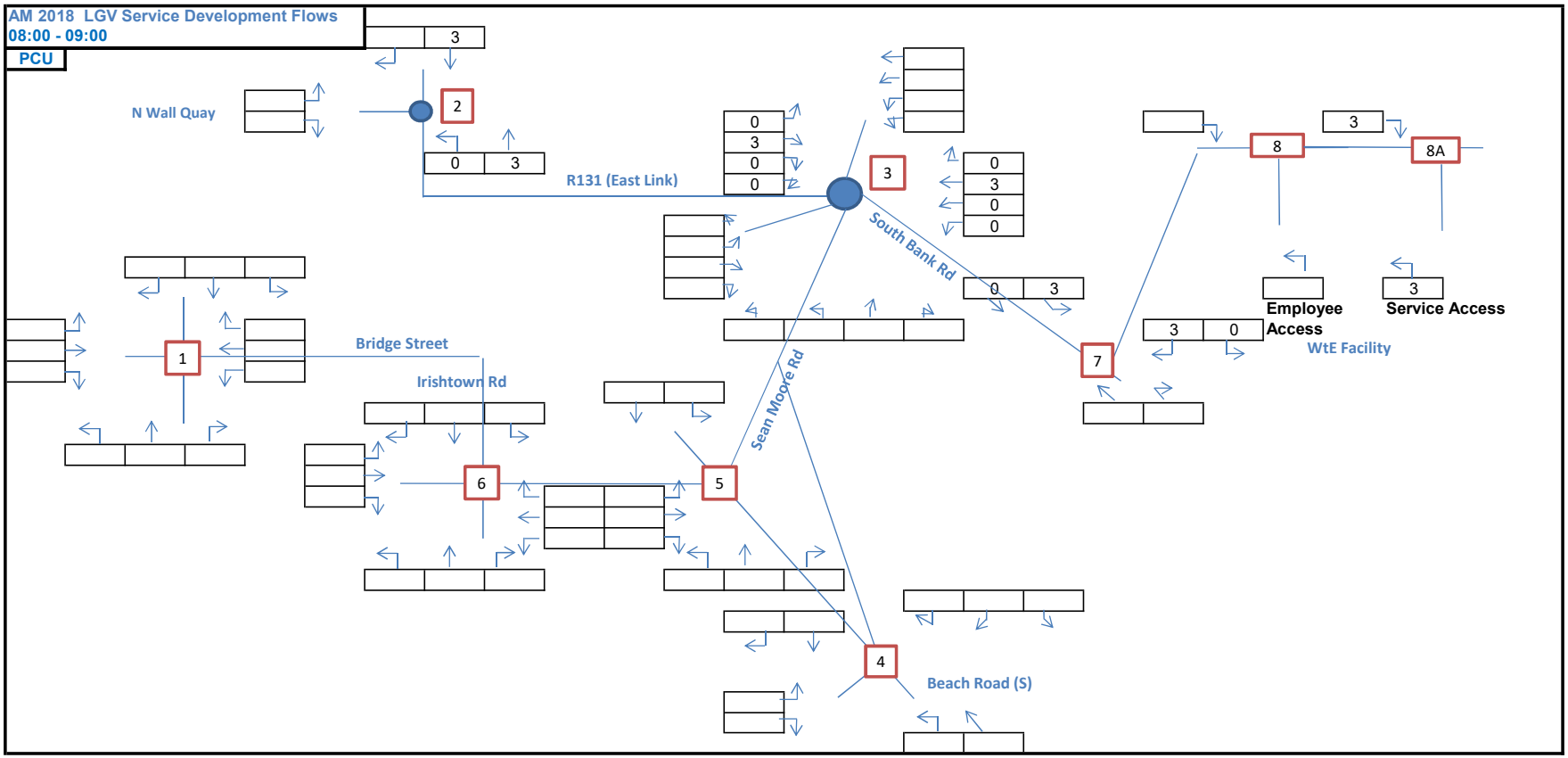
AM 2018 LGV Service Development Flows
08:00 - 09:00
PCU
N Wall Quay
R131 (East Link)
South Bank Rd
Bridge Street
Irishtown Rd
Sean Moore Rd
Beach Road (S)
Employee Access
Service Access
WtE Facility
1
2
3
4
5
6
7
8
8A

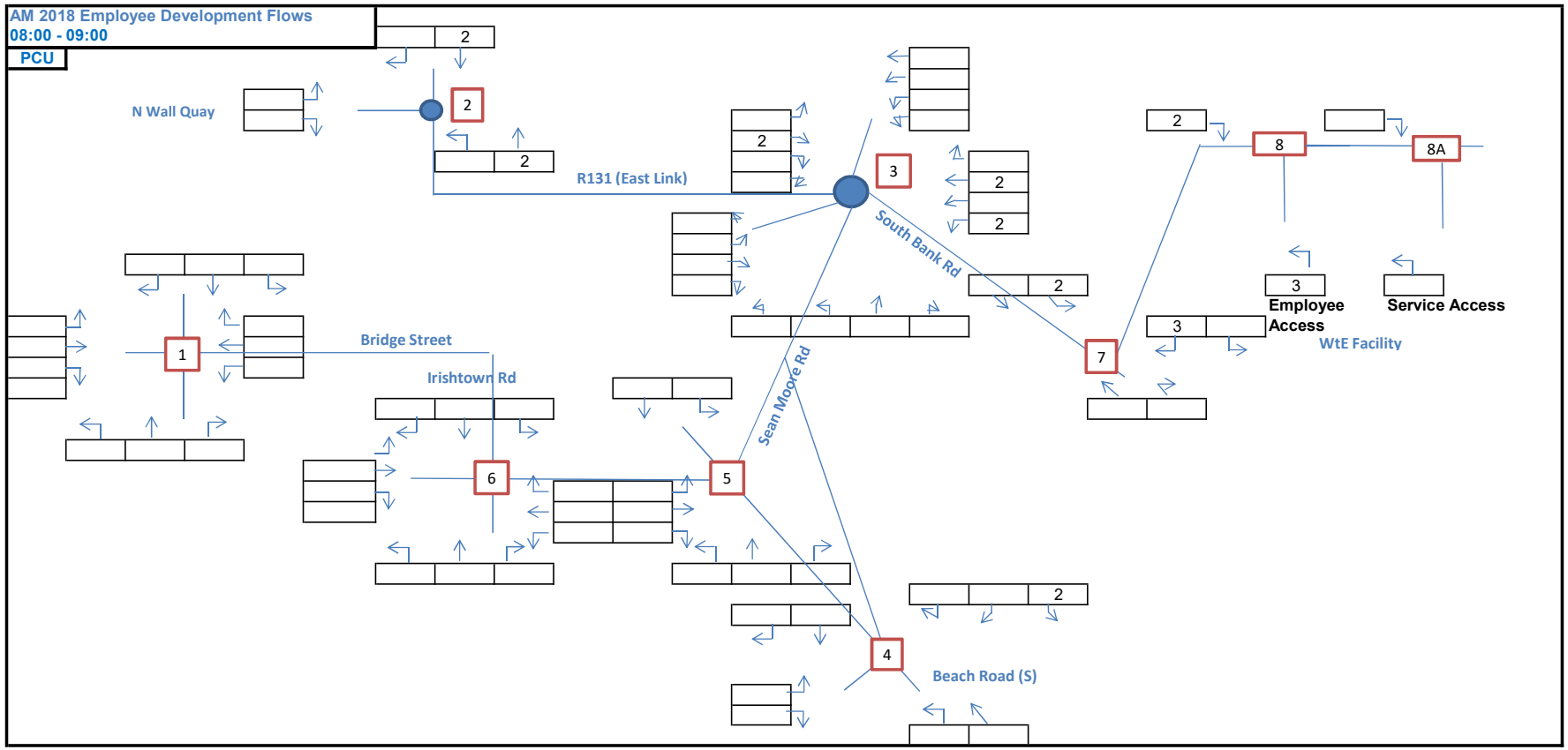
AM 2018 Employee Development Flows
08:00 - 09:00
PCU
N Wall Quay
R131 (East Link)
South Bank Rd
Bridge Street
Irishtown Rd
Sean Moore Rd
Beach Road (S)
Employee Access
Service Access
WtE Facility
1
2
3
4
5
6
7
8
8A

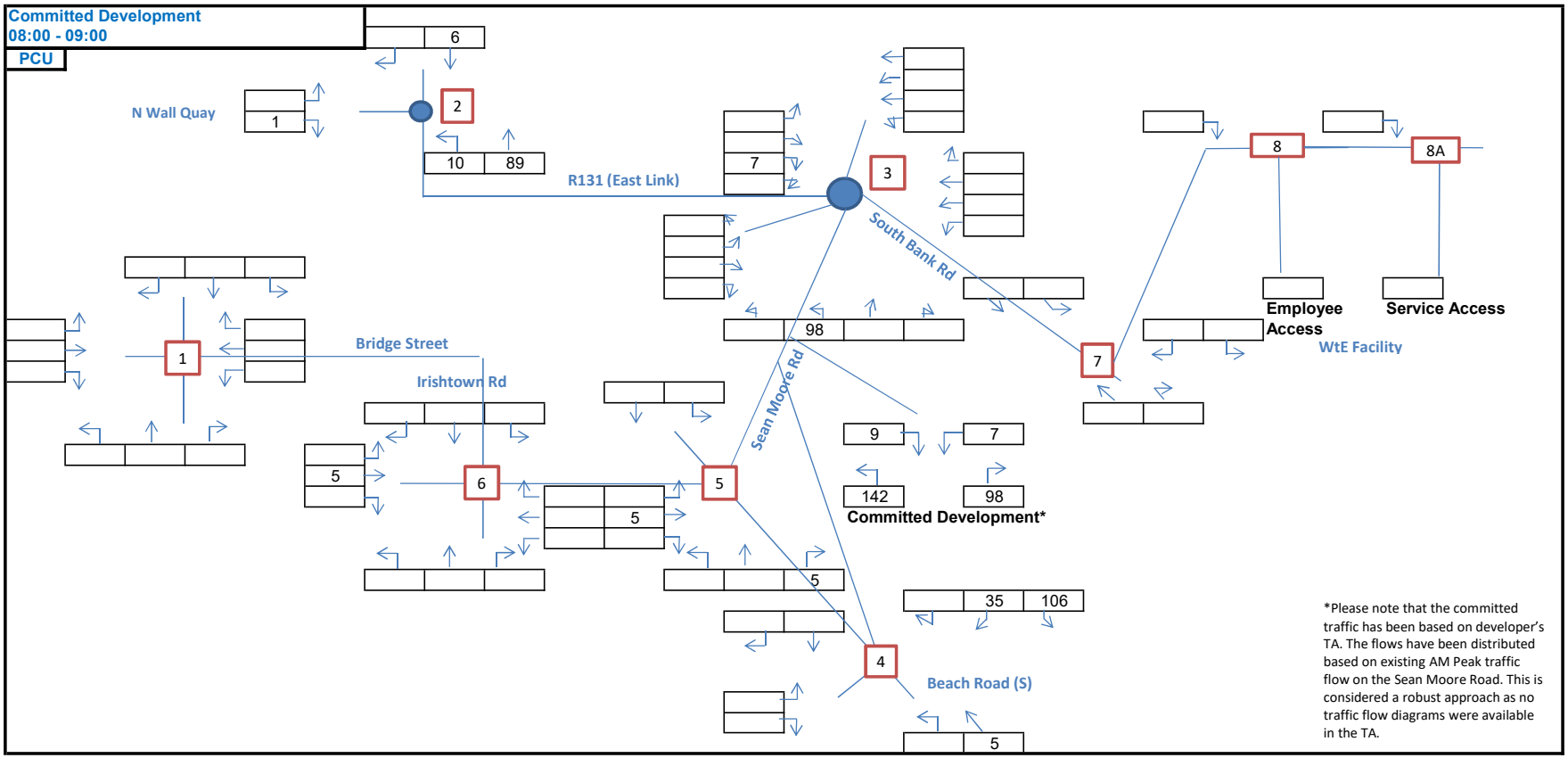
Committed Development
08:00 - 09:00
PCU
N Wall Quay
R131 (East Link)
South Bank Rd
Bridge Street
Irishtown Rd
Sean Moore Rd
Beach Road (S)
Committed Development*
Employee Access
Service Access
WtE Facility
*Please note that the committed traffic has been based on developer's TA. The flows have been distributed based on existing AM Peak traffic flow on the Sean Moore Road. This is considered a robust approach as no traffic flow diagrams were available in the TA.

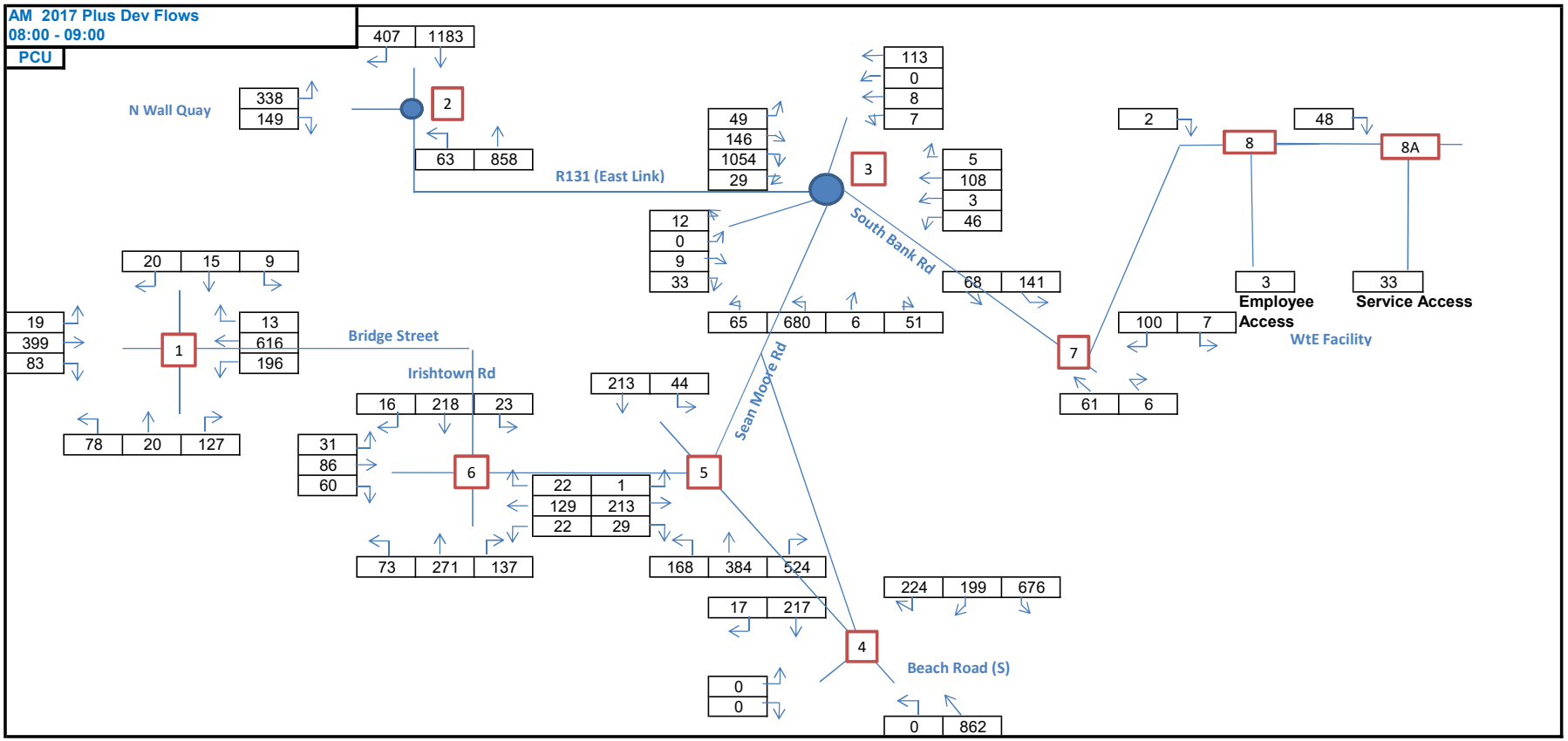
AM 2017 Plus Dev Flows
08:00 - 09:00
PCU
N Wall Quay
R131 (East Link)
South Bank Rd
Bridge Street
Irishtown Rd
Sean Moore Rd
Beach Road (S)
Employee Access
Service Access
WtE Facility
1
2
3
4
5
6
7
8
8A
407
1183
338
149
63
858
49
146
1054
29
113
0
8
7
5
108
3
46
12
0
9
33
65
680
6
51
68
141
2
48
3
33
100
7
61
6
20
15
9
19
399
83
13
616
196
78
20
127
16
218
23
31
86
60
73
271
137
213
44
22
1
129
213
22
29
168
384
524
17
217
224
199
676
0
0
0
862

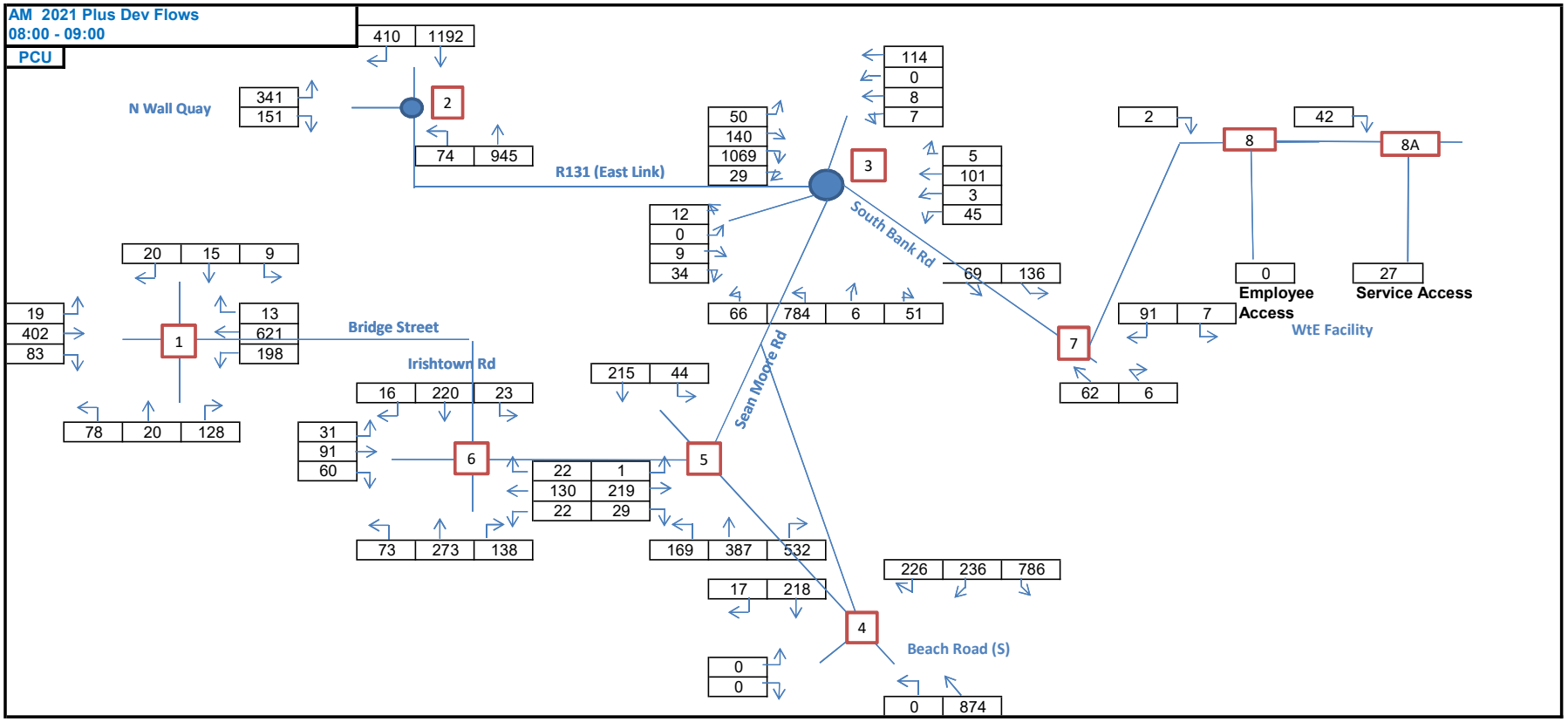
AM 2021 Plus Dev Flows
08:00 - 09:00
PCU
N Wall Quay
R131 (East Link)
South Bank Rd
Bridge Street
Irishtown Rd
Sean Moore Rd
Beach Road (S)
Employee Access
Service Access
WtE Facility
1
2
3
4
5
6
7
8
8A
410
1192
341
151
74
945
50
140
1069
29
114
0
8
7
5
101
3
45
12
0
9
34
69
136
66
784
6
51
20
15
9
19
402
83
13
621
198
78
20
128
16
220
23
31
91
60
73
273
138
215
44
22
1
130
219
22
29
169
387
532
17
218
0
0
226
236
786
0
874
91
7
62
6
2
42
0

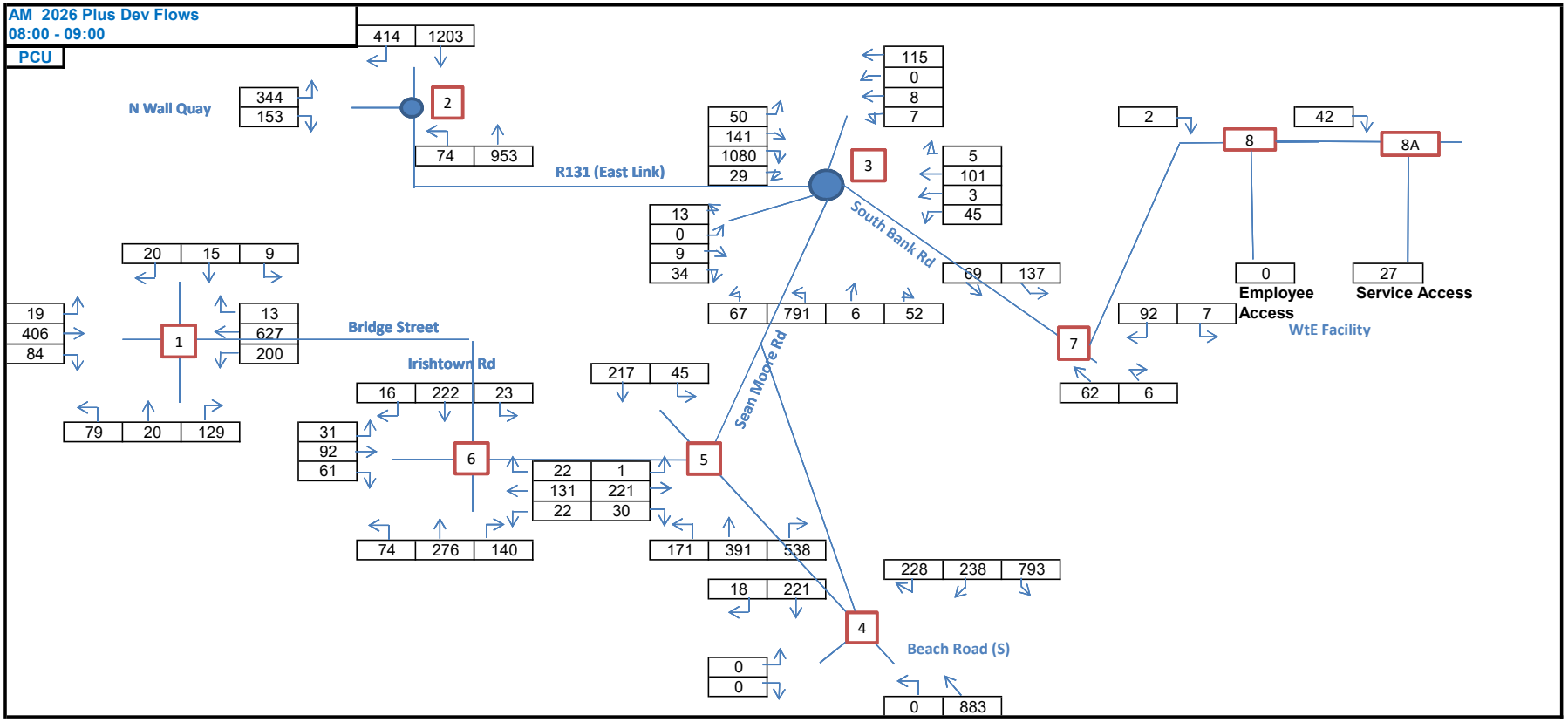
AM 2026 Plus Dev Flows
08:00 - 09:00
PCU
N Wall Quay
R131 (East Link)
South Bank Rd
Bridge Street
Irishtown Rd
Sean Moore Rd
Beach Road (S)
Employee Access
Service Access
WtE Facility
1
2
3
4
5
6
7
8
8A
414
1203
344
153
74
953
50
141
1080
29
115
0
8
7
5
101
3
45
13
0
9
34
69
137
67
791
6
52
2
42
0
27
92
7
62
6
20
15
9
19
406
84
13
627
200
79
20
129
16
222
23
31
92
61
74
276
140
217
45
22
1
131
221
22
30
171
391
538
18
221
228
238
793
0
0
0
883

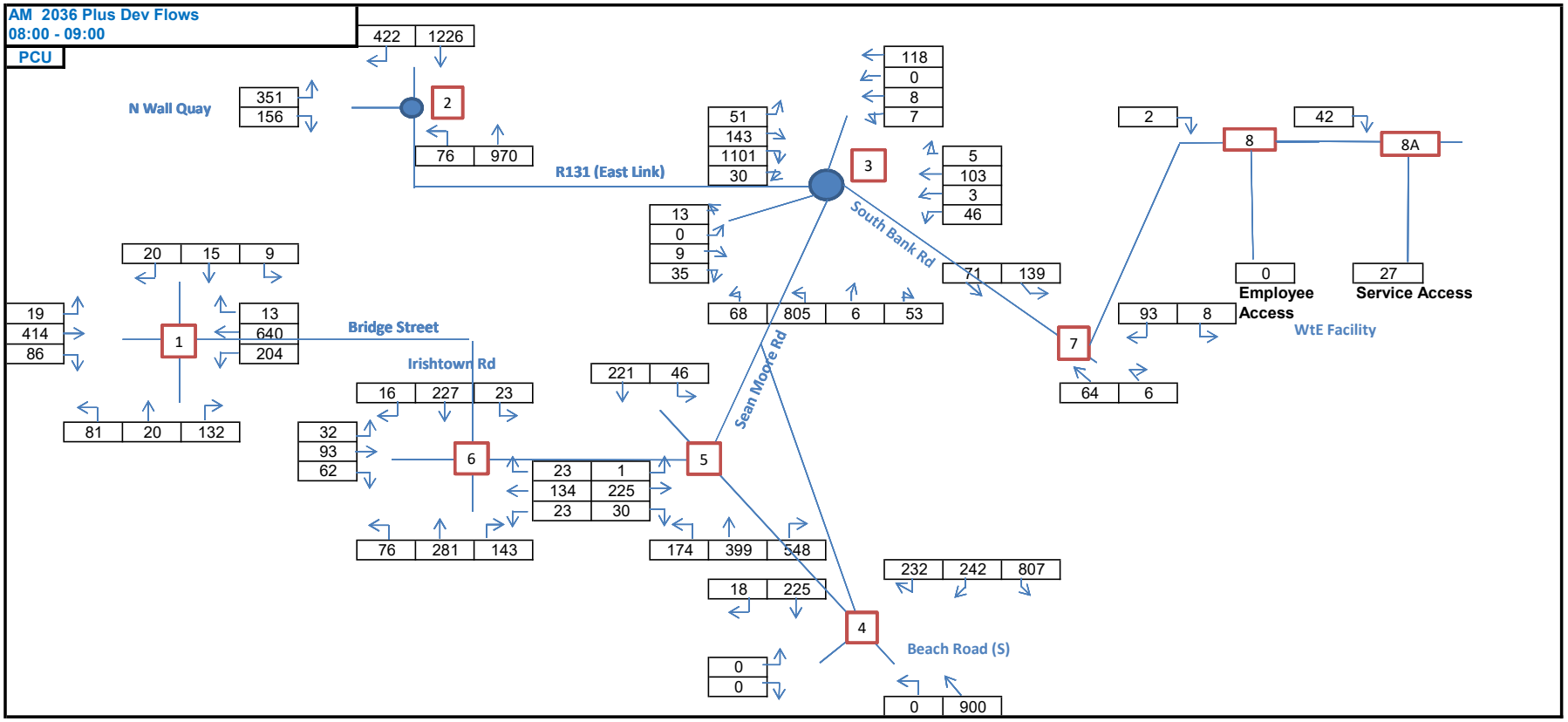
AM 2036 Plus Dev Flows
08:00 - 09:00
PCU
N Wall Quay
R131 (East Link)
South Bank Rd
Bridge Street
Irishtown Rd
Sean Moore Rd
Beach Road (S)
Employee Access
Service Access
WtE Facility
1
2
3
4
5
6
7
8
8A
422
1226
351
156
76
970
51
143
1101
30
118
0
8
7
5
103
3
46
13
0
9
35
68
805
6
53
71
139
2
42
0
27
93
8
64
6
20
15
9
19
414
86
13
640
204
81
20
132
16
227
23
32
93
62
76
281
143
221
46
23
1
134
225
23
30
174
399
548
18
225
232
242
807
0
0
0
900

Appendix G PM Peak Traffic Flow Diagrams

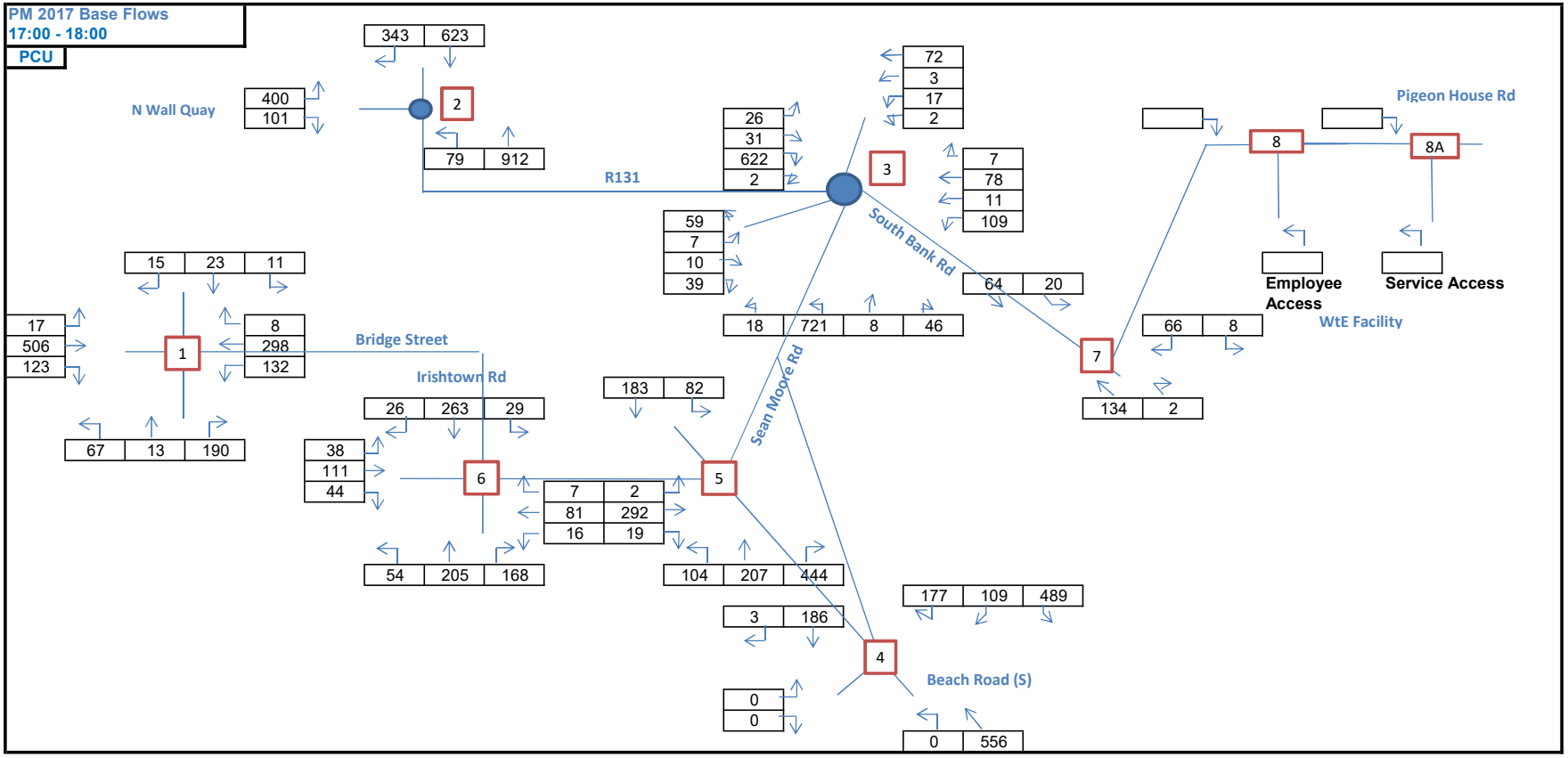
PM 2017 Base Flows
17:00 - 18:00
PCU
N Wall Quay
R131
South Bank Rd
Pigeon House Rd
Employee Access
Service Access
WtE Facility
Bridge Street
Irishtown Rd
Sean Moore Rd
Beach Road (S)
1
2
3
4
5
6
7
8
8A
343
623
400
101
79
912
26
31
622
2
72
3
17
2
7
78
11
109
59
7
10
39
64
20
18
721
8
46
66
8
134
2
15
23
11
17
506
123
8
298
132
67
13
190
26
263
29
38
111
44
183
82
7
2
81
292
16
19
54
205
168
104
207
444
177
109
489
3
186
0
0
0
556

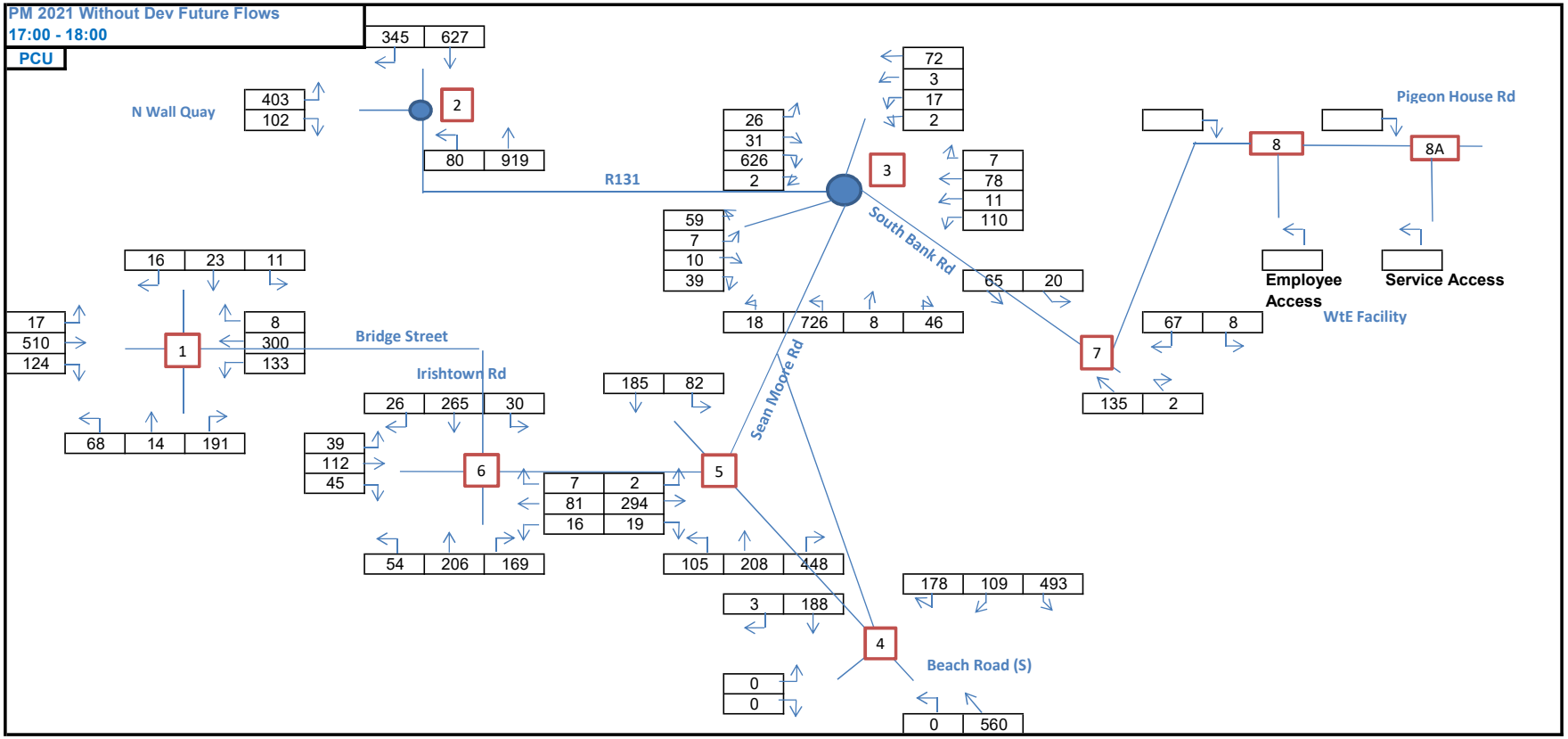
PM 2021 Without Dev Future Flows
17:00 - 18:00
PCU
N Wall Quay
R131
South Bank Rd
Pigeon House Rd
Employee Access
Service Access
WtE Facility
Bridge Street
Irishtown Rd
Sean Moore Rd
Beach Road (S)
1
2
3
4
5
6
7
8
8A
345
627
403
102
80
919
26
31
626
2
72
3
17
2
7
78
11
110
59
7
10
39
65
20
18
726
8
46
16
23
11
17
510
124
8
300
133
68
14
191
67
8
135
2
185
82
26
265
30
39
112
45
7
2
81
294
16
19
54
206
169
105
208
448
178
109
493
3
188
0
0
0
560

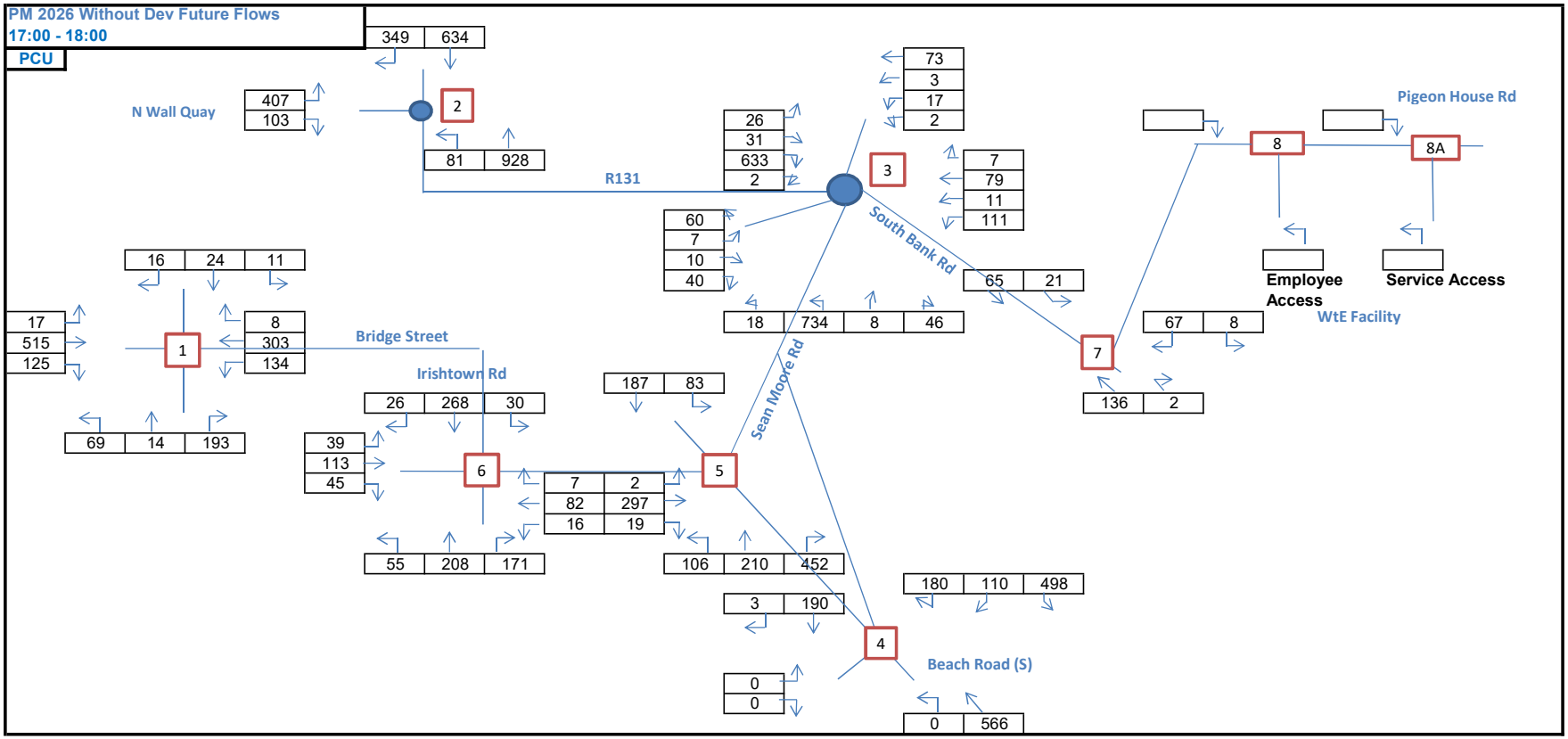
PM 2026 Without Dev Future Flows
17:00 - 18:00
PCU
N Wall Quay
R131
South Bank Rd
Pigeon House Rd
Bridge Street
Irishtown Rd
Sean Moore Rd
Beach Road (S)
Employee Access
Service Access
WtE Facility
1
2
3
4
5
6
7
8
8A
349
634
407
103
81
928
26
31
633
2
73
3
17
2
7
79
11
111
60
7
10
40
65
21
18
734
8
46
16
24
11
17
515
125
8
303
134
69
14
193
26
268
30
39
113
45
55
208
171
187
83
7
2
82
297
16
19
106
210
452
3
190
0
0
180
110
498
0
566
67
8
136
2

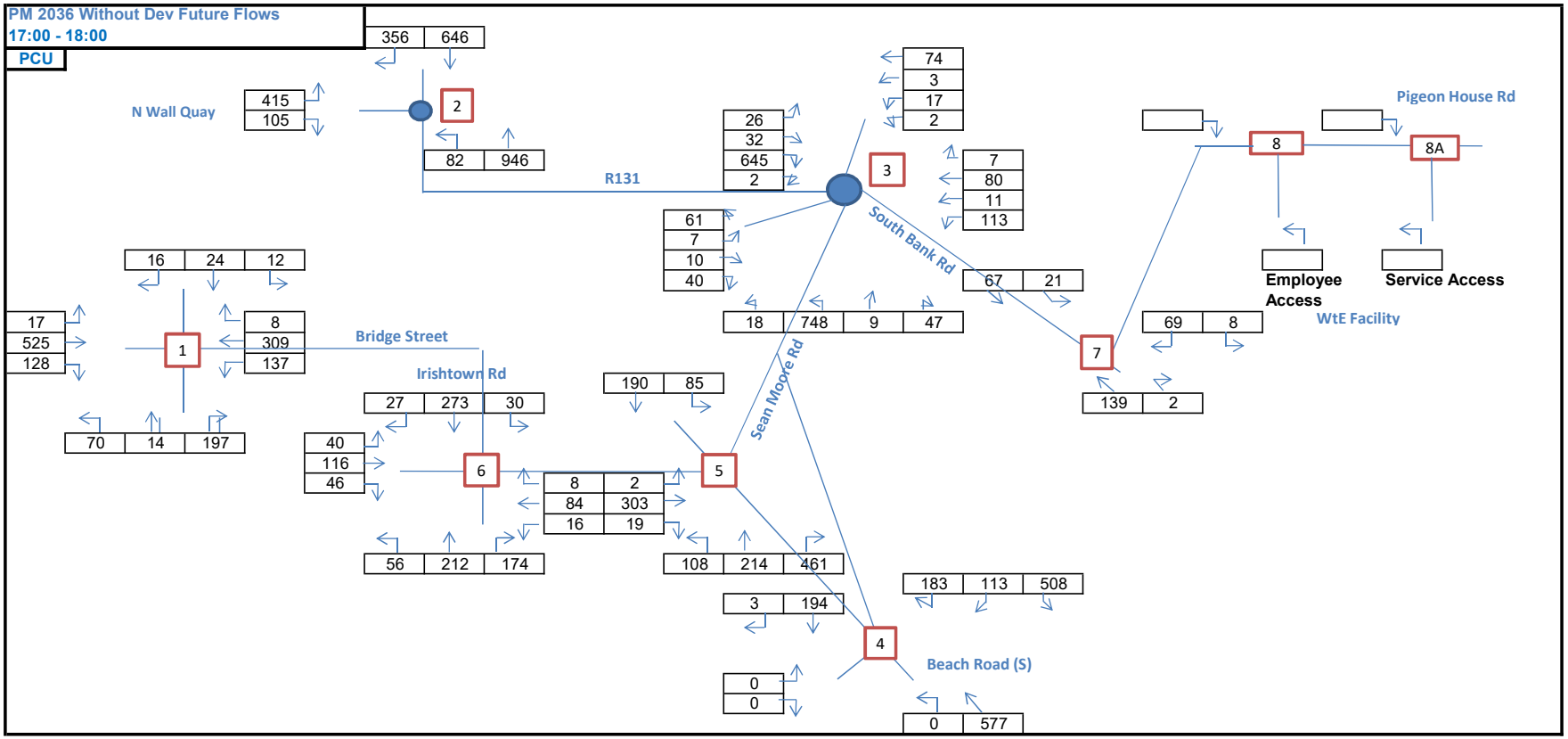
PM 2036 Without Dev Future Flows
17:00 - 18:00
PCU
356
646
N Wall Quay
415
105
2
82
946
R131
26
32
645
2
74
3
17
2
3
7
80
11
113
South Bank Rd
61
7
10
40
67
21
18
748
9
47
Pigeon House Rd
8
8A
Employee Access
Service Access
WtE Facility
69
8
7
139
2
16
24
12
17
525
128
1
8
309
137
Bridge Street
Irishtown Rd
70
14
197
27
273
30
40
116
46
6
8
2
84
303
16
19
5
190
85
Sean Moore Rd
56
212
174
108
214
461
183
113
508
3
194
4
Beach Road (S)
0
0
0
577

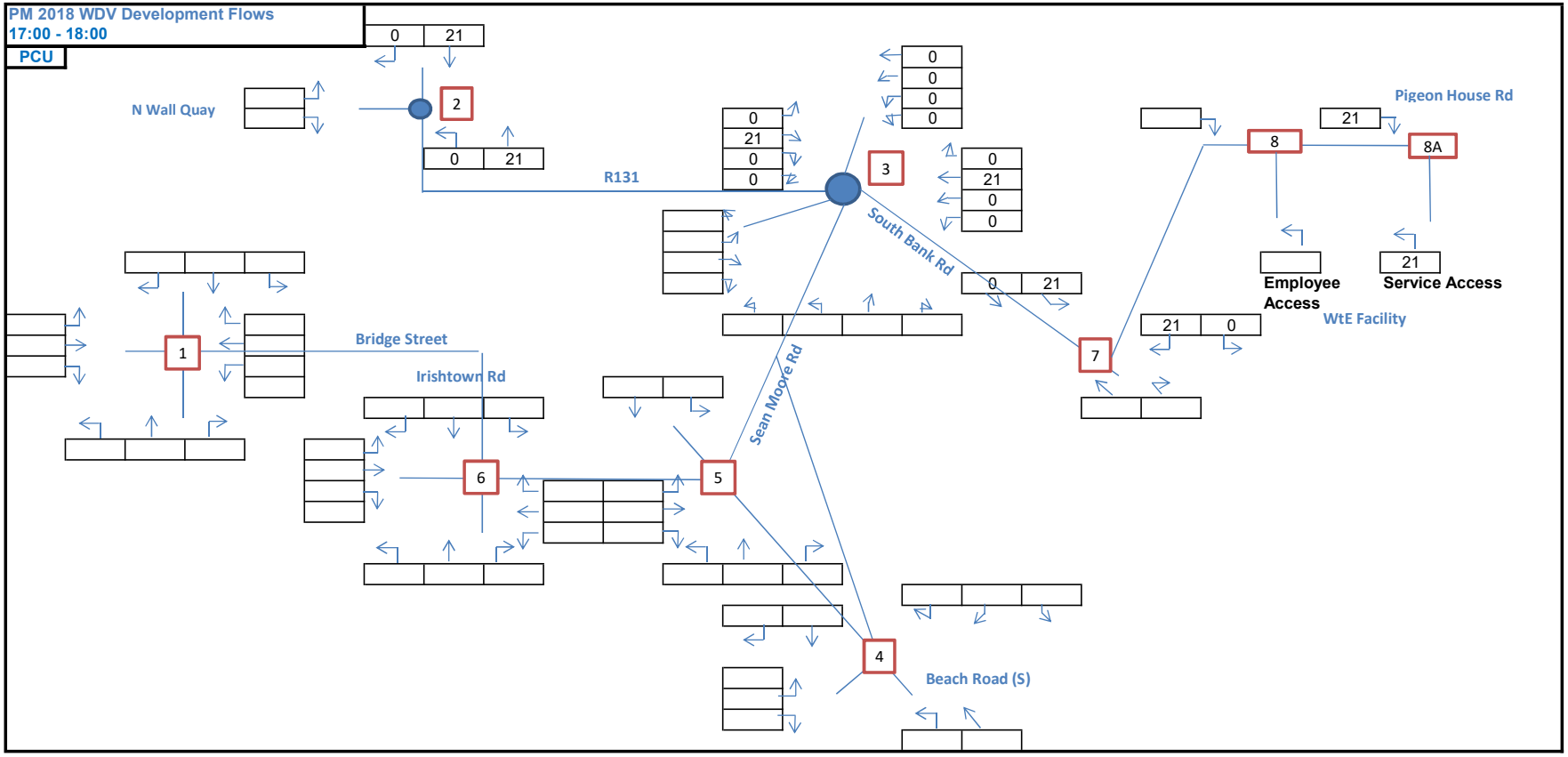
PM 2018 WDV Development Flows
17:00 - 18:00
PCU
N Wall Quay
R131
South Bank Rd
Pigeon House Rd
Employee Access
Service Access
WtE Facility
Bridge Street
Irishtown Rd
Sean Moore Rd
Beach Road (S)
1
2
3
4
5
6
7
8
8A

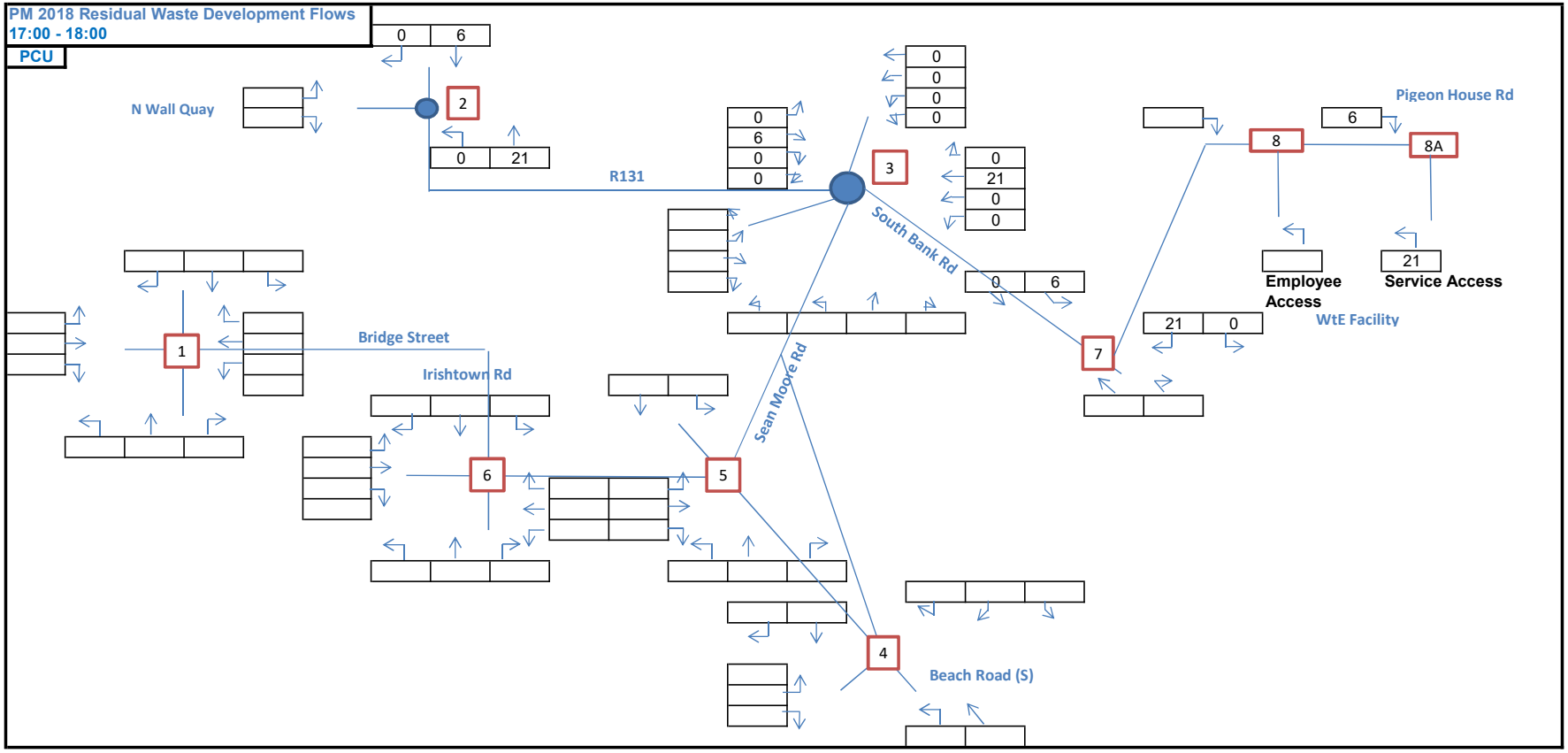
PM 2018 Residual Waste Development Flows
17:00 - 18:00
PCU
N Wall Quay
R131
South Bank Rd
Pigeon House Rd
Employee Access
Service Access
WtE Facility
Bridge Street
Irishtown Rd
Sean Moore Rd
Beach Road (S)
1
2
3
4
5
6
7
8
8A

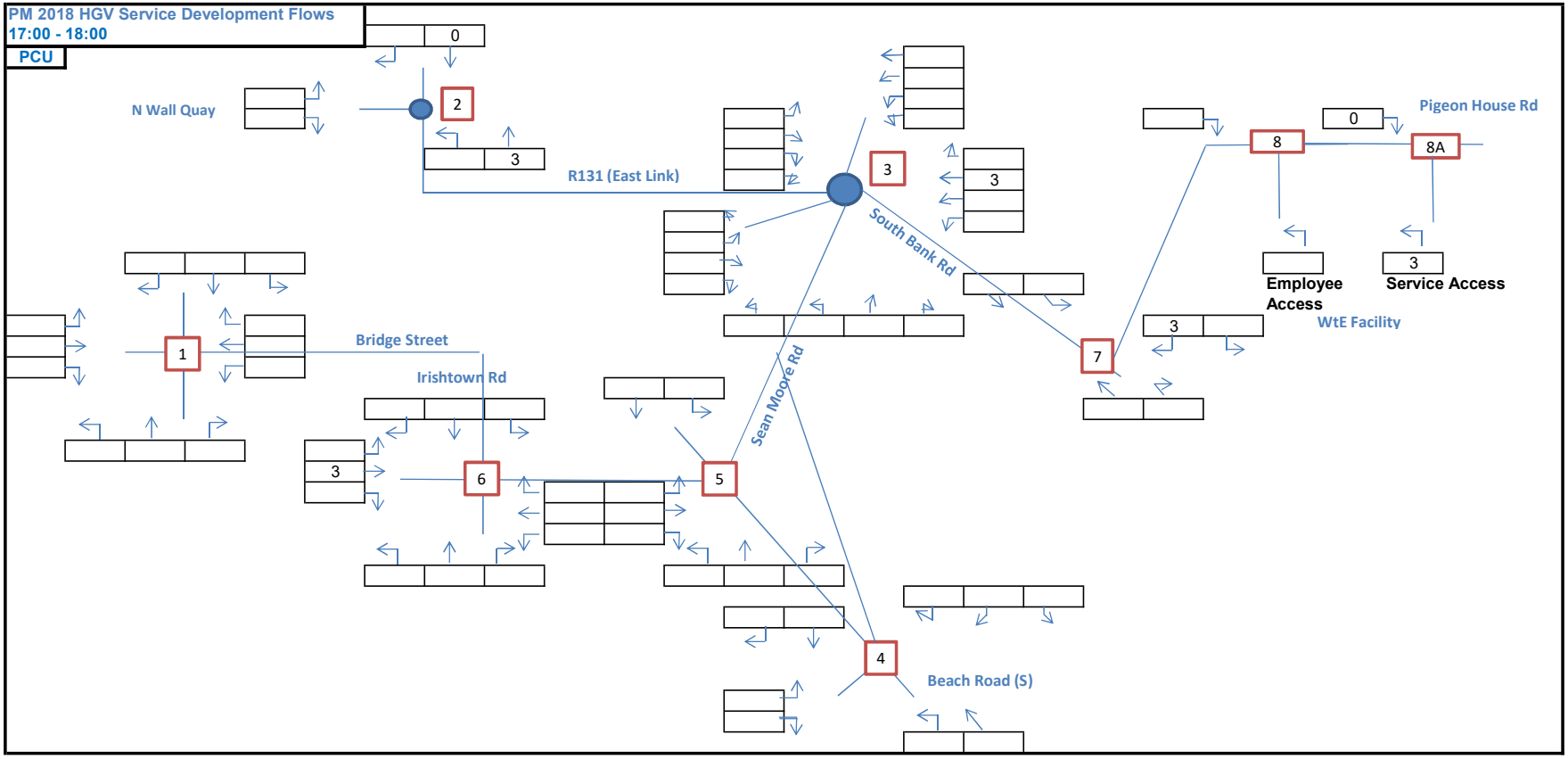
PM 2018 HGV Service Development Flows
17:00 - 18:00
PCU
N Wall Quay
R131 (East Link)
South Bank Rd
Pigeon House Rd
Employee Access
Service Access
WtE Facility
Bridge Street
Irishtown Rd
Sean Moore Rd
Beach Road (S)
0
2
3
3
3
8
0
8A
3
3
1
3
6
5
7
3
4

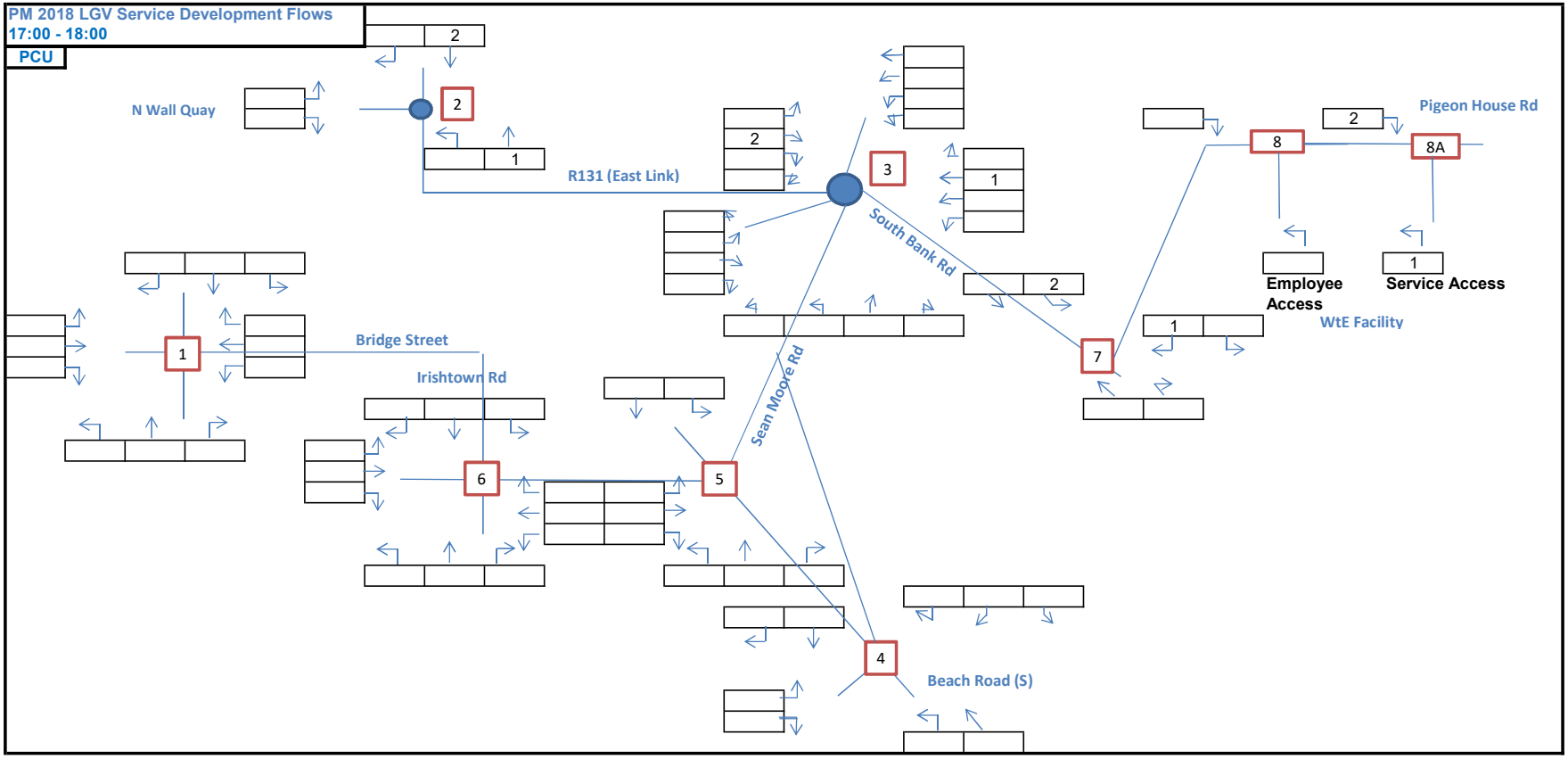
PM 2018 LGV Service Development Flows
17:00 - 18:00
PCU
N Wall Quay
R131 (East Link)
South Bank Rd
Pigeon House Rd
Employee Access
Service Access
WtE Facility
Bridge Street
Irishtown Rd
Sean Moore Rd
Beach Road (S)
1
2
3
4
5
6
7
8
8A

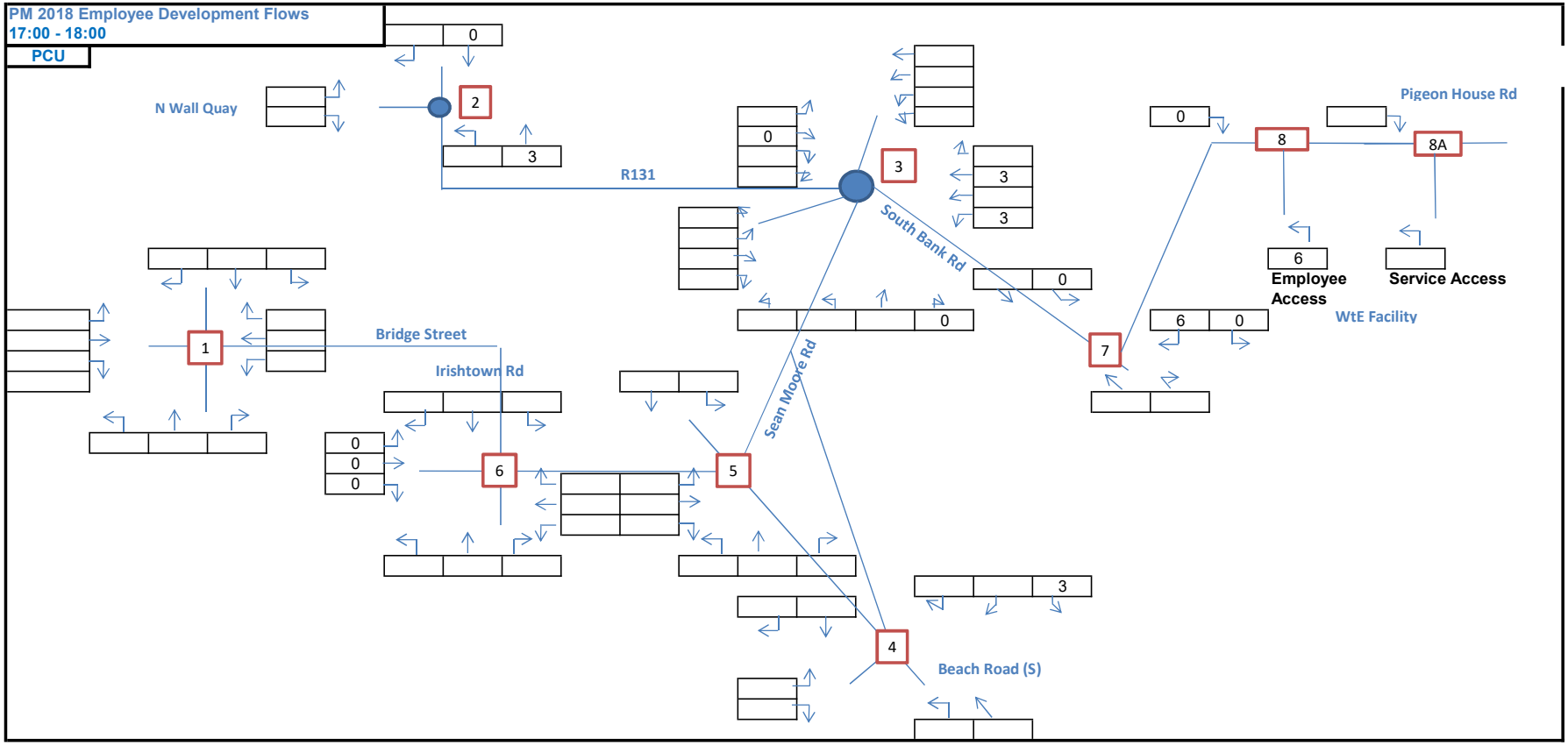
PM 2018 Employee Development Flows
17:00 - 18:00
PCU
N Wall Quay
R131
South Bank Rd
Pigeon House Rd
Employee Access
Service Access
WtE Facility
Bridge Street
Irishtown Rd
Sean Moore Rd
Beach Road (S)
1
2
3
4
5
6
7
8
8A

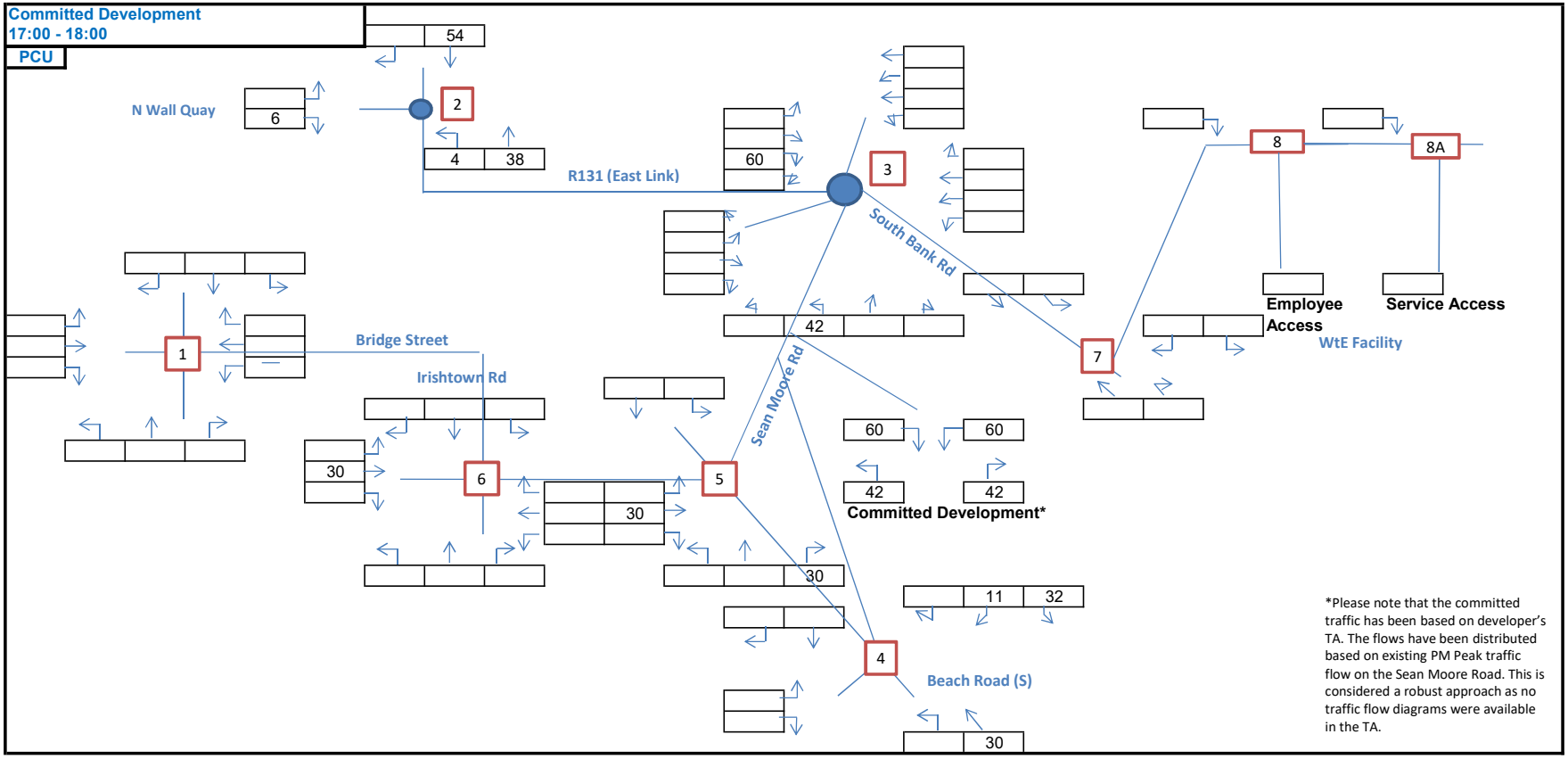

*Please note that the committed traffic has been based on developer's TA. The flows have been distributed based on existing PM Peak traffic flow on the Sean Moore Road. This is considered a robust approach as no traffic flow diagrams were available in the TA.

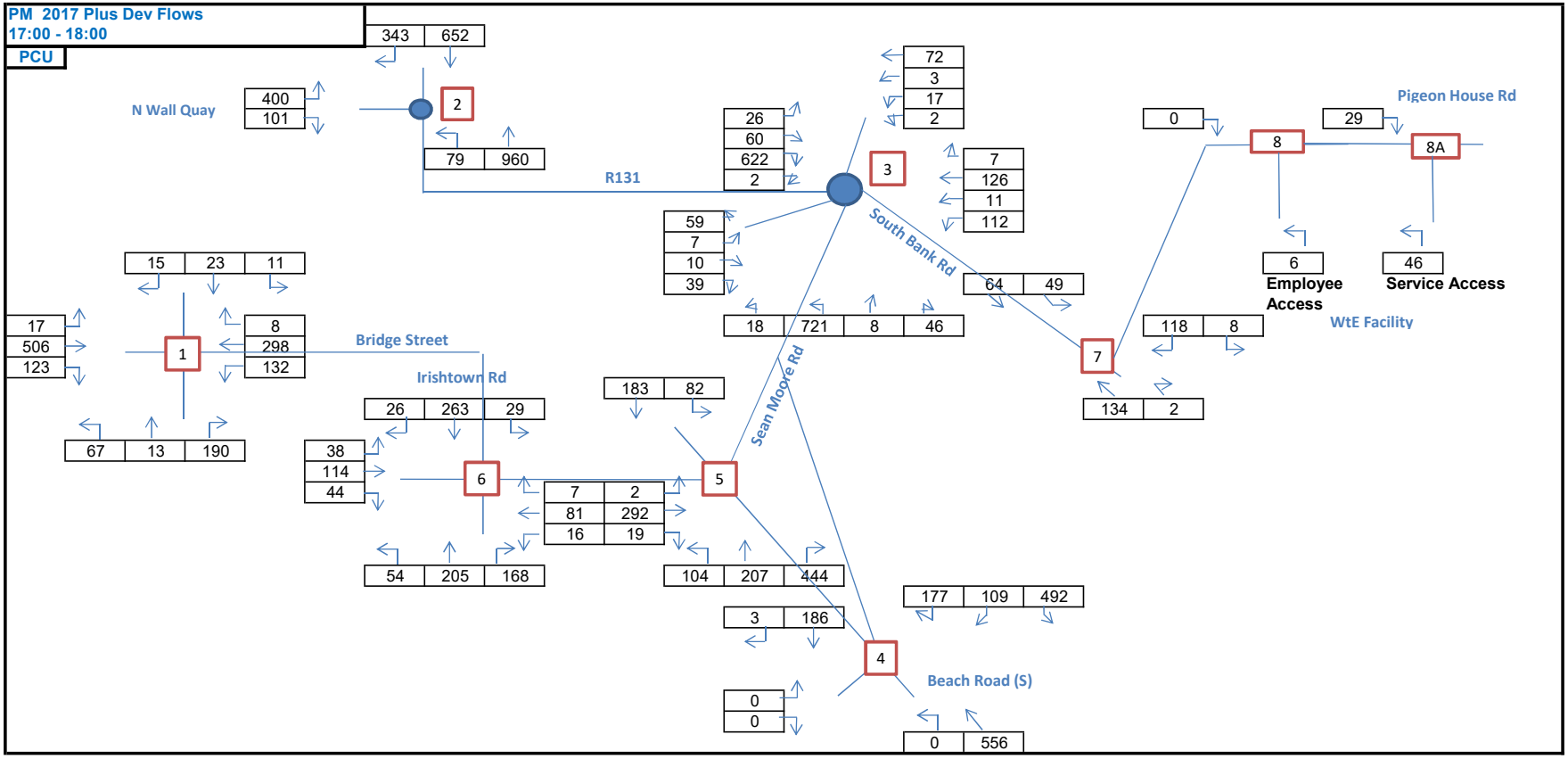
PM 2017 Plus Dev Flows
17:00 - 18:00
PCU
N Wall Quay
R131
South Bank Rd
Pigeon House Rd
Bridge Street
Irishtown Rd
Sean Moore Rd
Beach Road (S)
Employee Access
Service Access
WtE Facility
1
2
3
4
5
6
7
8
8A
343
652
400
101
79
960
26
60
622
2
72
3
17
2
7
126
11
112
59
7
10
39
64
49
18
721
8
46
0
29
6
46
118
8
134
2
15
23
11
17
506
123
8
298
132
67
13
190
26
263
29
38
114
44
183
82
7
2
81
292
16
19
54
205
168
104
207
444
177
109
492
3
186
0
0
0
556

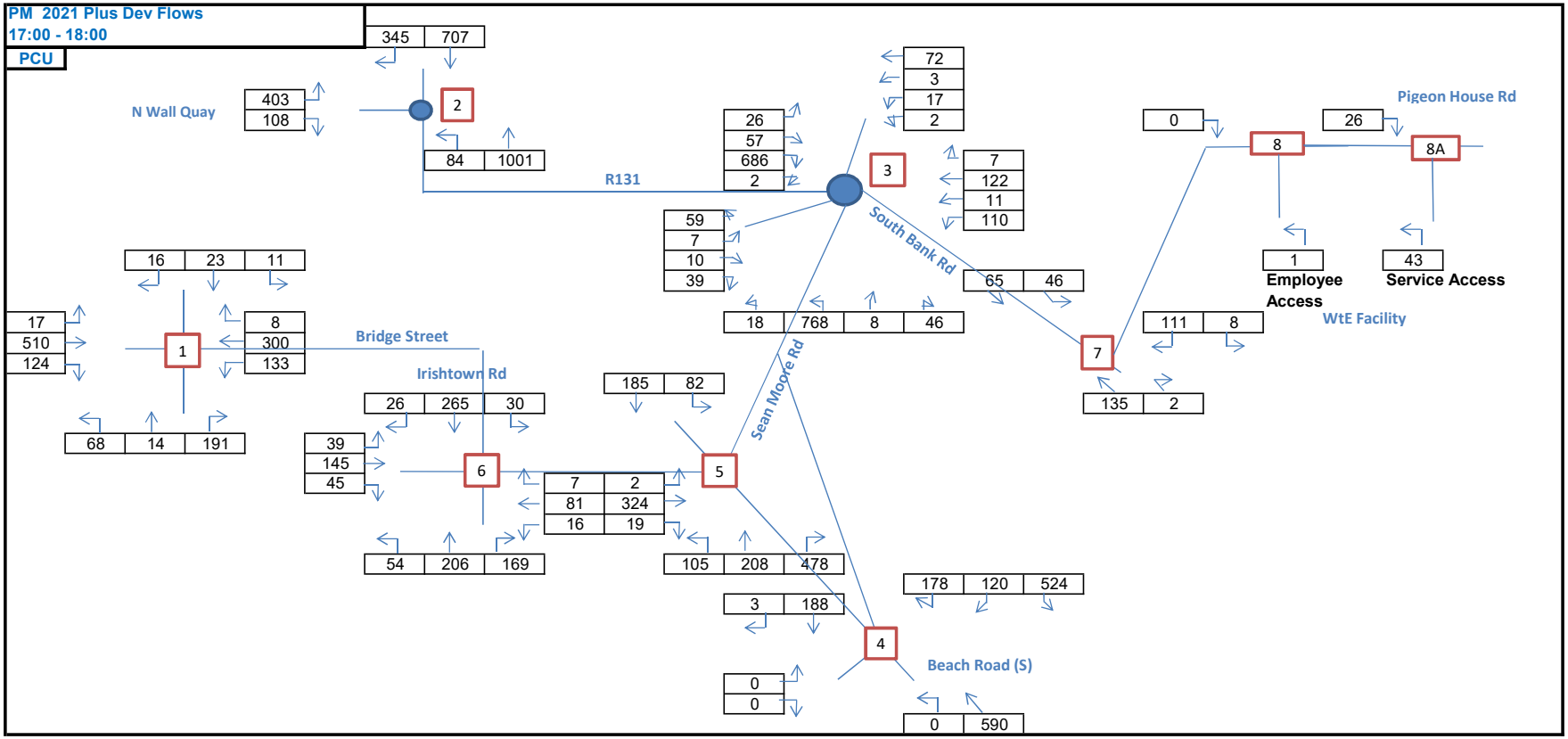
PM 2021 Plus Dev Flows
17:00 - 18:00
PCU
N Wall Quay
R131
South Bank Rd
Sean Moore Rd
Bridge Street
Irishtown Rd
Beach Road (S)
Pigeon House Rd
Employee Access
Service Access
WtE Facility
1
2
3
4
5
6
7
8
8A
345
707
403
108
84
1001
26
57
686
2
72
3
17
2
7
122
11
110
59
7
10
39
65
46
18
768
8
46
16
23
11
17
510
124
8
300
133
68
14
191
185
82
26
265
30
39
145
45
7
2
81
324
16
19
54
206
169
105
208
478
135
2
111
8
0
26
1
43
178
120
524
3
188
0
0
0
590

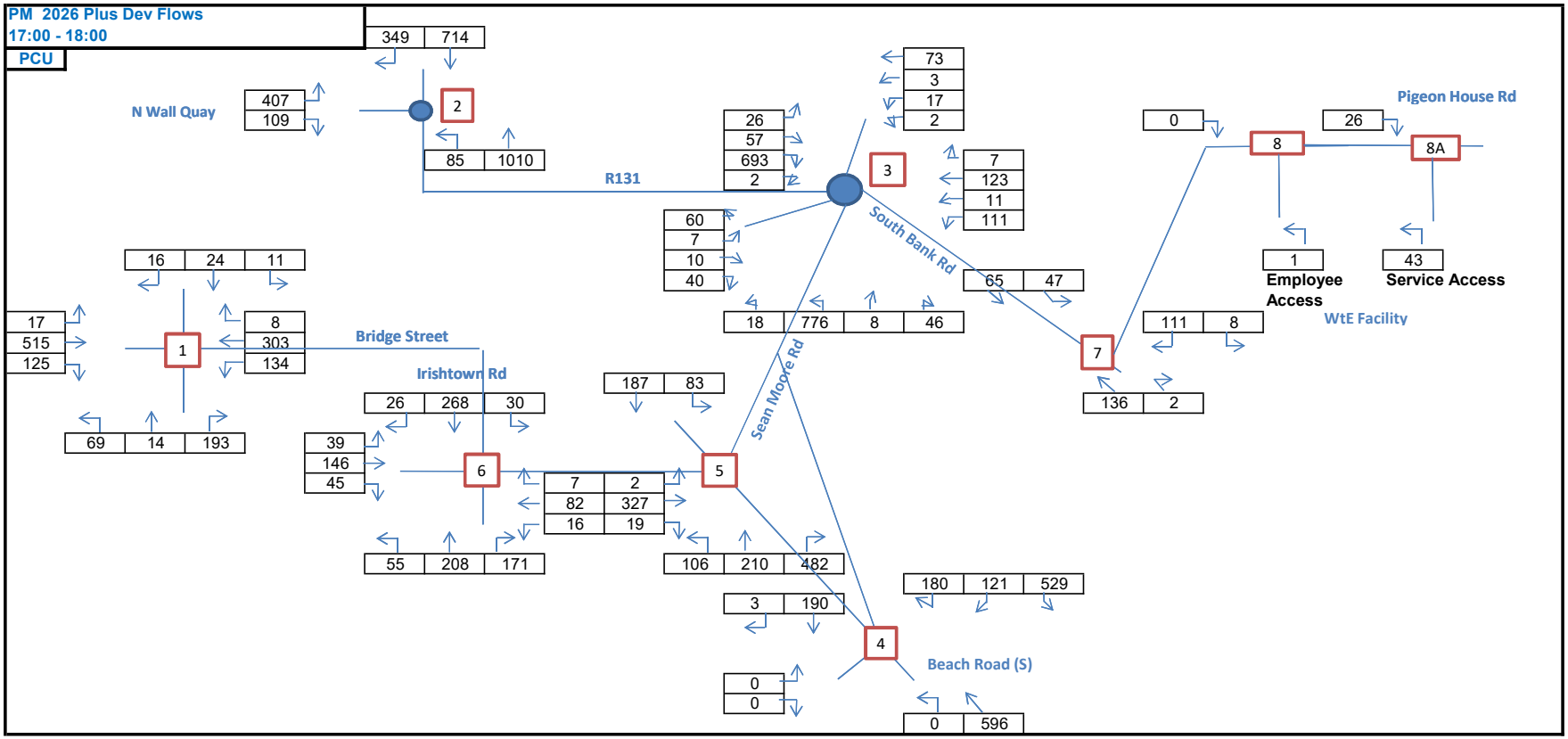
PM 2026 Plus Dev Flows
17:00 - 18:00
PCU
N Wall Quay
R131
South Bank Rd
Pigeon House Rd
Bridge Street
Irishtown Rd
Sean Moore Rd
Beach Road (S)
Employee Access
Service Access
WtE Facility
1
2
3
4
5
6
7
8
8A
349
714
407
109
85
1010
26
57
693
2
73
3
17
2
7
123
11
111
60
7
10
40
65
47
18
776
8
46
0
26
1
43
111
8
136
2
16
24
11
17
515
125
8
303
134
69
14
193
187
83
26
268
30
39
146
45
7
2
82
327
16
19
55
208
171
106
210
482
180
121
529
3
190
0
0
0
596

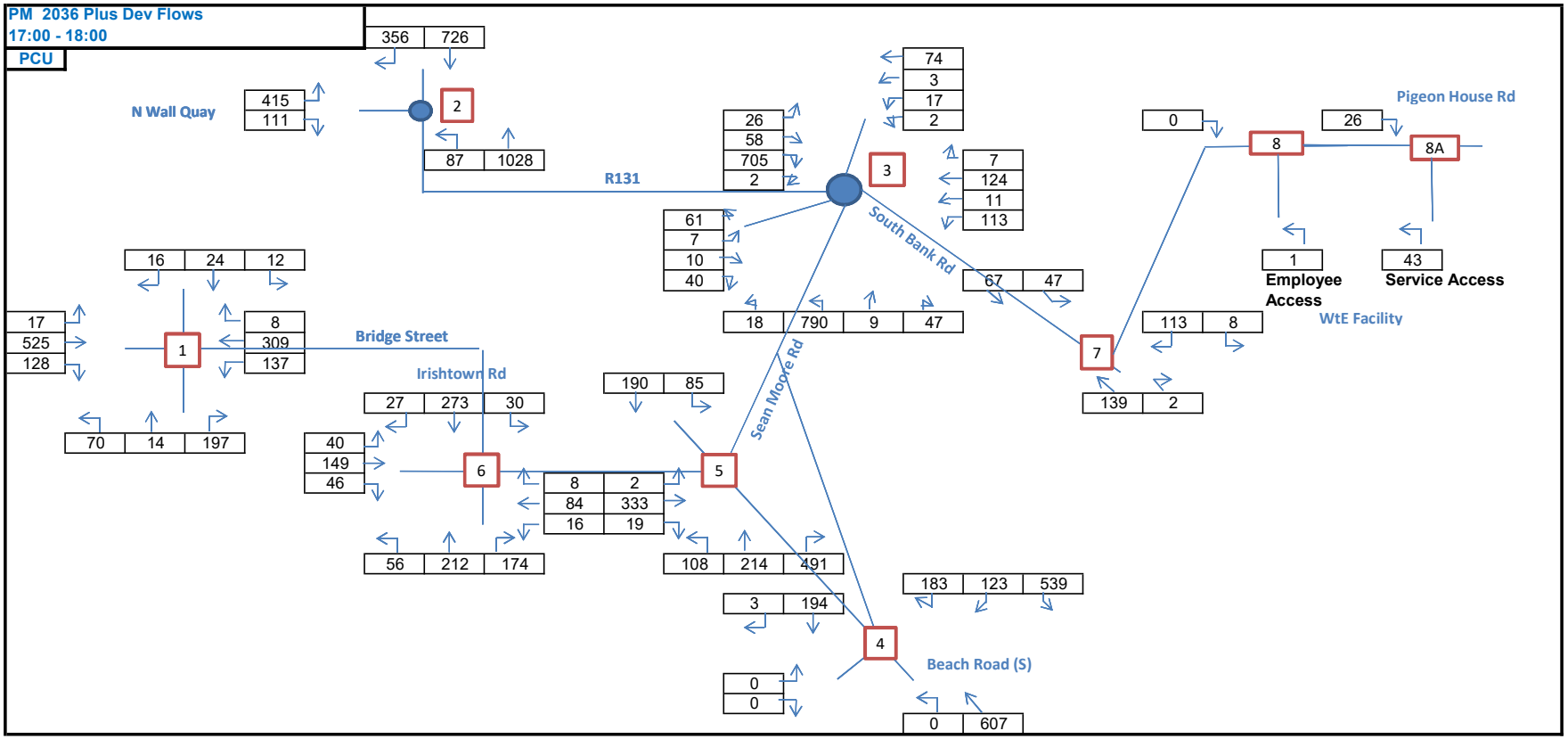
PM 2036 Plus Dev Flows
17:00 - 18:00
PCU
N Wall Quay
R131
South Bank Rd
Pigeon House Rd
Bridge Street
Irishtown Rd
Sean Moore Rd
Beach Road (S)
Employee Access
Service Access
WtE Facility
1
2
3
4
5
6
7
8
8A
356
726
415
111
87
1028
26
58
705
2
74
3
17
2
7
124
11
113
61
7
10
40
67
47
18
790
9
47
0
26
113
8
139
2
16
24
12
17
525
128
8
309
137
70
14
197
27
273
30
40
149
46
190
85
8
2
84
333
16
19
56
212
174
108
214
491
183
123
539
3
194
0
0
0
607
1

Appendix H PICADY Analysis

Junctions 9

PICADY 9 - Priority Intersection Module

Version: 9.0.1.4646 []
© Copyright TRL Limited, 2018

For sales and distribution information, program advice and maintenance, contact TRL:
Tel: +44 (0)1344 770758 email: software@trl.co.uk Web: http://www.trlsoftware.co.uk

The users of this computer program for the solution of an engineering problem are in no way relieved of their responsibility for the correctness of the solution

---

«2018, AM
»Junction Network
»Arms
»Traffic Demand
»Origin-Destination Data
»Vehicle Mix
»Results

Summary of junction performance

	AM			
	Queue (PCU)	Delay (s)	RFC	LOS
	2018			
Stream B-C	0.0	5.63	0.01	A
Stream B-A	0.2	8.33	0.19	A
Stream C-AB	0.0	5.88	0.01	A

There are warnings associated with this model run - see the 'Data Errors and Warnings' tables.

Values shown are the highest values encountered over all time segments. Delay is the maximum value of average delay per arriving vehicle.

File summary

File Description

Title	(untitled)
Location	
Site number	
Date	12/4/2018
Version	
Status	(new file)
Identifier	
Client	
Jobnumber	
Enumerator	EU\manniona
Description	

Units

Distance units	Speed units	Traffic units input	Traffic units results	Flow units	Average delay units	Total delay units	Rate of delay units
m	kph	PCU	PCU	perHour	s	-Min	perMin

Analysis Options

Vehicle length (m)	Calculate Queue Percentiles	Calculate detailed queueing delay	Calculate residual capacity	RFC Threshold	Average Delay threshold (s)	Queue threshold (PCU)
5.75				0.85	36.00	20.00

Analysis Set Details

ID	Include in report	Network flow scaling factor (%)	Network capacity scaling factor (%)
A1	✓	100.000	100.000

Demand Set Details

ID	Scenario name	Time Period name	Traffic profile type	Start time (HH:mm)	Finish time (HH:mm)	Time segment length (min)	Run automatically
D1	2018	AM	ONE HOUR	08:00	09:30	15	✓

2018, AM

Data Errors and Warnings

Severity	Area	Item	Description
Warning	Vehicle Mix		HV% is zero for all movements / time segments. Vehicle Mix matrix should be completed whether working in PCUs or Vehs.

Junction Network

Junctions

Junction	Name	Junction Type	Major road direction	Junction Delay (s)	Junction LOS
1	South Bank Road / White Bank Road	T-Junction	Two-way	2.27	A

Junction Network Options

Driving side	Lighting
Left	Normal/unknown

Arms

Arms

Arm	Name	Description	Arm type
A	South Bank Road (West)		Major
B	White Bank Road		Minor
C	South Bank Road (East)		Major

Major Arm Geometry

Arm	Width of carriageway (m)	Has kerbed central reserve	Has right turn bay	Visibility for right turn (m)	Blocks?	Blocking queue (PCU)
C	7.00			90.0	✓	0.00

Geometries for Arm C are measured opposite Arm B. Geometries for Arm A (if relevant) are measured opposite Arm D.

Minor Arm Geometry

Arm	Minor arm type	Lane Width (Left) (m)	Lane Width (Right) (m)	Visibility to left (m)	Visibility to right (m)
B	Two lanes	3.50	3.50	90	90

Slope / Intercept / Capacity

Priority Intersection Slopes and Intercepts

Junction	Stream	Intercept (PCU/hr)	Slope for A-B	Slope for A-C	Slope for C-A	Slope for C-B
1	B-A	580	0.101	0.255	0.161	0.365
1	B-C	715	0.105	0.265	-	-
1	C-B	626	0.232	0.232	-	-

The slopes and intercepts shown above do NOT include any corrections or adjustments.
Streams may be combined, in which case capacity will be adjusted.
Values are shown for the first time segment only; they may differ for subsequent time segments.

Traffic Demand

Vehicle mix varies over turn	Vehicle mix varies over entry	Vehicle mix source	PCU Factor for a HV (PCU)
✓	✓	HV Percentages	2.00

Demand overview (Traffic)

Arm	Linked arm	Profile type	Use O-D data	Average Demand (PCU/hr)	Scaling Factor (%)
A		ONE HOUR	✓	204	100.000
B		ONE HOUR	✓	98	100.000
C		ONE HOUR	✓	67	100.000

Origin-Destination Data

Demand (PCU/hr)

		To		
		A	B	C
From	A	0	136	68
	B	91	0	7
	C	61	6	0

Vehicle Mix

Heavy Vehicle Percentages

		To		
		A	B	C
From	A	0	0	0
	B	0	0	0
	C	0	0	0

Results

Results Summary for whole modelled period

Stream	Max RFC	Max delay (s)	Max Queue (PCU)	Max LOS	Average Demand (PCU/hr)	Total Junction Arrivals (PCU)
B-C	0.01	5.63	0.0	A	6	10
B-A	0.19	8.33	0.2	A	84	125
C-AB	0.01	5.88	0.0	A	6	9
C-A					55	83
A-B					125	187
A-C					62	94

Main Results for each time segment

08:00 - 08:15

Stream	Total Demand (PCU/hr)	Junction Arrivals (PCU)	Capacity (PCU/hr)	RFC	Throughput (PCU/hr)	Start queue (PCU)	End queue (PCU)	Delay (s)	LOS
B-C	5	1	669	0.008	5	0.0	0.0	5.425	A
B-A	69	17	547	0.125	68	0.0	0.1	7.503	A
C-AB	5	1	621	0.008	5	0.0	0.0	5.839	A
C-A	46	11			46				
A-B	102	26			102				
A-C	51	13			51				

08:15 - 08:30

Stream	Total Demand (PCU/hr)	Junction Arrivals (PCU)	Capacity (PCU/hr)	RFC	Throughput (PCU/hr)	Start queue (PCU)	End queue (PCU)	Delay (s)	LOS
B-C	6	2	660	0.010	6	0.0	0.0	5.510	A
B-A	82	20	541	0.151	82	0.1	0.2	7.833	A
C-AB	6	1	621	0.010	6	0.0	0.0	5.856	A
C-A	54	14			54				
A-B	122	31			122				
A-C	61	15			61				

08:30 - 08:45

Stream	Total Demand (PCU/hr)	Junction Arrivals (PCU)	Capacity (PCU/hr)	RFC	Throughput (PCU/hr)	Start queue (PCU)	End queue (PCU)	Delay (s)	LOS
B-C	8	2	647	0.012	8	0.0	0.0	5.630	A
B-A	100	25	532	0.188	100	0.2	0.2	8.321	A
C-AB	7	2	620	0.012	7	0.0	0.0	5.878	A
C-A	66	17			66				
A-B	150	37			150				
A-C	75	19			75				

08:45 - 09:00

Stream	Total Demand (PCU/hr)	Junction Arrivals (PCU)	Capacity (PCU/hr)	RFC	Throughput (PCU/hr)	Start queue (PCU)	End queue (PCU)	Delay (s)	LOS
B-C	8	2	647	0.012	8	0.0	0.0	5.631	A
B-A	100	25	532	0.188	100	0.2	0.2	8.329	A
C-AB	7	2	620	0.012	7	0.0	0.0	5.881	A

C-A	66	17			66				
A-B	150	37			150				
A-C	75	19			75				

09:00 - 09:15

Stream	Total Demand (PCU/hr)	Junction Arrivals (PCU)	Capacity (PCU/hr)	RFC	Throughput (PCU/hr)	Start queue (PCU)	End queue (PCU)	Delay (s)	LOS
B-C	6	2	659	0.010	6	0.0	0.0	5.513	A
B-A	82	20	541	0.151	82	0.2	0.2	7.845	A
C-AB	6	1	621	0.010	6	0.0	0.0	5.856	A
C-A	54	14			54				
A-B	122	31			122				
A-C	61	15			61				

09:15 - 09:30

Stream	Total Demand (PCU/hr)	Junction Arrivals (PCU)	Capacity (PCU/hr)	RFC	Throughput (PCU/hr)	Start queue (PCU)	End queue (PCU)	Delay (s)	LOS
B-C	5	1	669	0.008	5	0.0	0.0	5.427	A
B-A	69	17	547	0.125	69	0.2	0.1	7.524	A
C-AB	5	1	621	0.008	5	0.0	0.0	5.841	A
C-A	46	11			46				
A-B	102	26			102				
A-C	51	13			51				

Junctions 9

PICADY 9 - Priority Intersection Module

Version: 9.0.1.4646 []
© Copyright TRL Limited, 2018

For sales and distribution information, program advice and maintenance, contact TRL:
Tel: +44 (0)1344 770758 email: software@trl.co.uk Web: http://www.trlsoftware.co.uk

The users of this computer program for the solution of an engineering problem are in no way relieved of their responsibility for the correctness of the solution

Filename: AM 2024 with Dev.j9
Path: F:\Admin\Admin_General_Dub\000_Projects\Covanta TA\Report\TA Aug 18\Junction Analysis\South Bank Junction
Report generation date: 12/4/2018 5:06:58 PM

«2018, AM
»Junction Network
»Arms
»Traffic Demand
»Origin-Destination Data
»Vehicle Mix
»Results

Summary of junction performance

	AM			
	Queue (PCU)	Delay (s)	RFC	LOS
	2018			
Stream B-C	0.0	5.63	0.01	A
Stream B-A	0.2	8.34	0.19	A
Stream C-AB	0.0	5.88	0.01	A

There are warnings associated with this model run - see the 'Data Errors and Warnings' tables.

Values shown are the highest values encountered over all time segments. Delay is the maximum value of average delay per arriving vehicle.

File summary

File Description

Title	(untitled)
Location	
Site number	
Date	12/4/2018
Version	
Status	(new file)
Identifier	
Client	
Jobnumber	
Enumerator	EU\manniona

Description	

Units

Distance units	Speed units	Traffic units input	Traffic units results	Flow units	Average delay units	Total delay units	Rate of delay units
m	kph	PCU	PCU	perHour	s	-Min	perMin

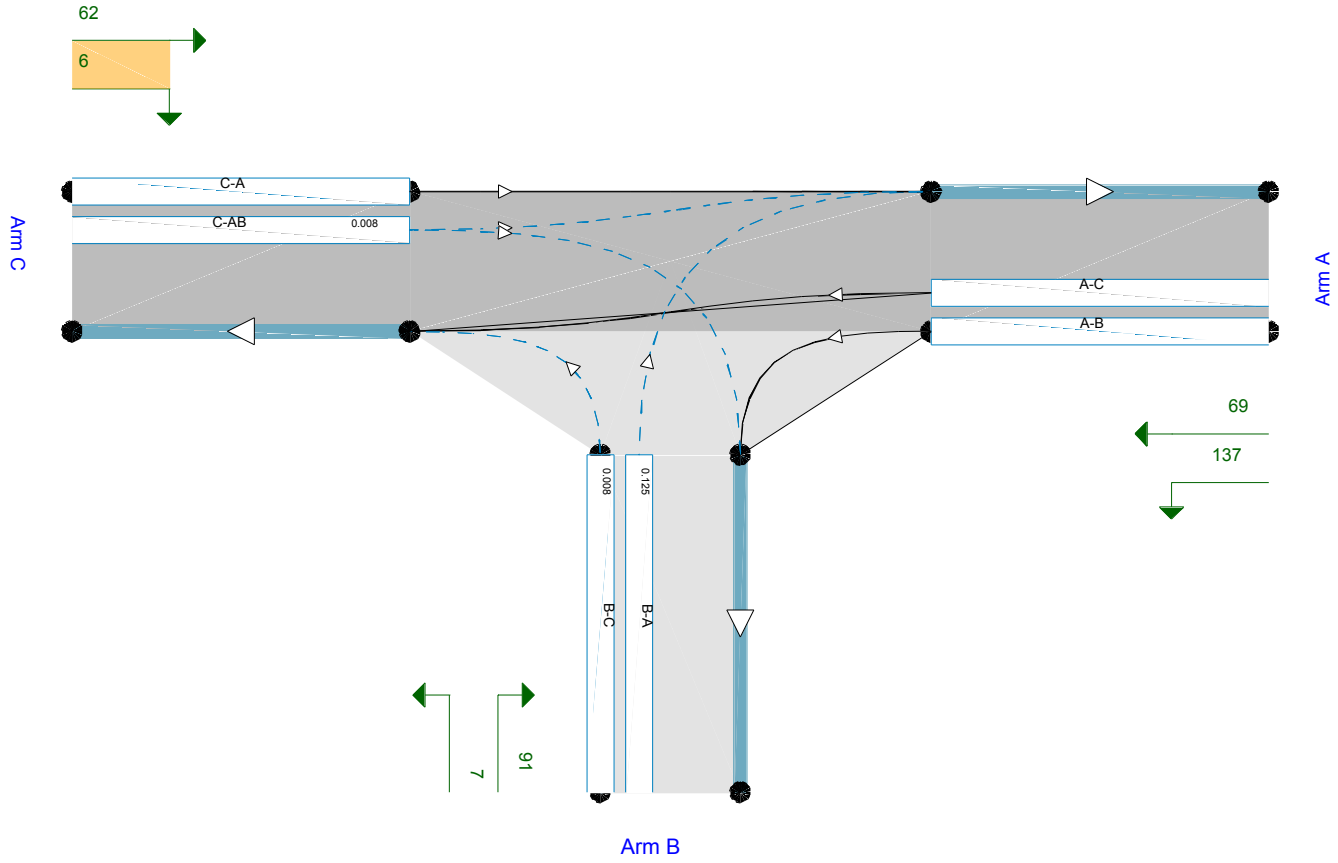

Flows show original traffic demand (PCU/hr).

Streams (downstream end) show RFC ()

The junction diagram reflects the last run of Junctions.

Analysis Options

Vehicle length (m)	Calculate Queue Percentiles	Calculate detailed queueing delay	Calculate residual capacity	RFC Threshold	Average Delay threshold (s)	Queue threshold (PCU)
5.75				0.85	36.00	20.00

Analysis Set Details

ID	Include in report	Network flow scaling factor (%)	Network capacity scaling factor (%)
A1	✓	100.000	100.000

Demand Set Details

ID	Scenario name	Time Period name	Traffic profile type	Start time (HH:mm)	Finish time (HH:mm)	Time segment length (min)	Run automatically
D1	2018	AM	ONE HOUR	08:00	09:30	15	✓

2018, AM

Data Errors and Warnings

Severity	Area	Item	Description
Warning	Vehicle Mix		HV% is zero for all movements / time segments. Vehicle Mix matrix should be completed whether working in PCUs or Vehs.

Junction Network

Junctions

Junction	Name	Junction Type	Major road direction	Junction Delay (s)	Junction LOS
1	South Bank Road / White Bank Road	T-Junction	Two-way	2.25	A

Junction Network Options

Driving side	Lighting
Left	Normal/unknown

Arms

Arms

Arm	Name	Description	Arm type
A	South Bank Road (West)		Major
B	White Bank Road		Minor
C	South Bank Road (East)		Major

Major Arm Geometry

Arm	Width of carriageway (m)	Has kerbed central reserve	Has right turn bay	Visibility for right turn (m)	Blocks?	Blocking queue (PCU)
C	7.00			90.0	✓	0.00

Geometries for Arm C are measured opposite Arm B. Geometries for Arm A (if relevant) are measured opposite Arm D.

Minor Arm Geometry

Arm	Minor arm type	Lane Width (Left) (m)	Lane Width (Right) (m)	Visibility to left (m)	Visibility to right (m)
B	Two lanes	3.50	3.50	90	90

Slope / Intercept / Capacity

Priority Intersection Slopes and Intercepts

Junction	Stream	Intercept (PCU/hr)	Slope for A-B	Slope for A-C	Slope for C-A	Slope for C-B
1	B-A	580	0.101	0.255	0.161	0.365
1	B-C	715	0.105	0.265	-	-
1	C-B	626	0.232	0.232	-	-

The slopes and intercepts shown above do NOT include any corrections or adjustments.
Streams may be combined, in which case capacity will be adjusted.
Values are shown for the first time segment only; they may differ for subsequent time segments.

Traffic Demand

Vehicle mix varies over turn	Vehicle mix varies over entry	Vehicle mix source	PCU Factor for a HV (PCU)
✓	✓	HV Percentages	2.00

Demand overview (Traffic)

Arm	Linked arm	Profile type	Use O-D data	Average Demand (PCU/hr)	Scaling Factor (%)
A		ONE HOUR	✓	206	100.000
B		ONE HOUR	✓	98	100.000
C		ONE HOUR	✓	68	100.000

Origin-Destination Data

Demand (PCU/hr)

		To		
		A	B	C
From	A	0	137	69
	B	91	0	7
	C	62	6	0

Vehicle Mix

Heavy Vehicle Percentages

		To		
		A	B	C
From	A	0	0	0
	B	0	0	0
	C	0	0	0

Results

Results Summary for whole modelled period

Stream	Max RFC	Max delay (s)	Max Queue (PCU)	Max LOS	Average Demand (PCU/hr)	Total Junction Arrivals (PCU)
B-C	0.01	5.63	0.0	A	6	10
B-A	0.19	8.34	0.2	A	84	125
C-AB	0.01	5.88	0.0	A	6	9
C-A					56	84
A-B					126	189
A-C					63	95

Main Results for each time segment

08:00 - 08:15

Stream	Total Demand (PCU/hr)	Junction Arrivals (PCU)	Capacity (PCU/hr)	RFC	Throughput (PCU/hr)	Start queue (PCU)	End queue (PCU)	Delay (s)	LOS
B-C	5	1	668	0.008	5	0.0	0.0	5.427	A
B-A	69	17	547	0.125	68	0.0	0.1	7.509	A
C-AB	5	1	621	0.008	5	0.0	0.0	5.837	A
C-A	46	12			46				
A-B	103	26			103				
A-C	52	13			52				

08:15 - 08:30

Stream	Total Demand (PCU/hr)	Junction Arrivals (PCU)	Capacity (PCU/hr)	RFC	Throughput (PCU/hr)	Start queue (PCU)	End queue (PCU)	Delay (s)	LOS
B-C	6	2	659	0.010	6	0.0	0.0	5.513	A
B-A	82	20	541	0.151	82	0.1	0.2	7.841	A
C-AB	6	1	621	0.010	6	0.0	0.0	5.854	A
C-A	55	14			55				
A-B	123	31			123				
A-C	62	16			62				

08:30 - 08:45

Stream	Total Demand (PCU/hr)	Junction Arrivals (PCU)	Capacity (PCU/hr)	RFC	Throughput (PCU/hr)	Start queue (PCU)	End queue (PCU)	Delay (s)	LOS
B-C	8	2	647	0.012	8	0.0	0.0	5.634	A
B-A	100	25	532	0.188	100	0.2	0.2	8.332	A
C-AB	7	2	620	0.012	7	0.0	0.0	5.876	A
C-A	67	17			67				
A-B	151	38			151				
A-C	76	19			76				

08:45 - 09:00

Stream	Total Demand (PCU/hr)	Junction Arrivals (PCU)	Capacity (PCU/hr)	RFC	Throughput (PCU/hr)	Start queue (PCU)	End queue (PCU)	Delay (s)	LOS
B-C	8	2	646	0.012	8	0.0	0.0	5.635	A
B-A	100	25	532	0.188	100	0.2	0.2	8.340	A
C-AB	7	2	620	0.012	7	0.0	0.0	5.876	A
C-A	67	17			67				
A-B	151	38			151				
A-C	76	19			76				

09:00 - 09:15

Stream	Total Demand (PCU/hr)	Junction Arrivals (PCU)	Capacity (PCU/hr)	RFC	Throughput (PCU/hr)	Start queue (PCU)	End queue (PCU)	Delay (s)	LOS
B-C	6	2	659	0.010	6	0.0	0.0	5.516	A
B-A	82	20	541	0.151	82	0.2	0.2	7.853	A
C-AB	6	1	621	0.010	6	0.0	0.0	5.856	A
C-A	55	14			55				
A-B	123	31			123				
A-C	62	16			62				

09:15 - 09:30

Stream	Total Demand	Junction Arrivals	Capacity (PCU/hr)	RFC	Throughput (PCU/hr)	Start queue (PCU)	End queue (PCU)	Delay (s)	LOS

	(PCU/hr)	(PCU)							
B-C	5	1	668	0.008	5	0.0	0.0	5.429	A
B-A	69	17	547	0.125	69	0.2	0.1	7.530	A
C-AB	5	1	621	0.008	5	0.0	0.0	5.840	A
C-A	46	12			46				
A-B	103	26			103				
A-C	52	13			52				

Junctions 9

PICADY 9 - Priority Intersection Module

Version: 9.0.1.4646 []
© Copyright TRL Limited, 2018

For sales and distribution information, program advice and maintenance, contact TRL:
Tel: +44 (0)1344 770758 email: software@trl.co.uk Web: http://www.trlsoftware.co.uk

The users of this computer program for the solution of an engineering problem are in no way relieved of their responsibility for the correctness of the solution

Filename: AM 2034 with Dev.j9
Path: F:\Admin\Admin_General_Dub\000_Projects\Covanta TA\Report\TA Aug 18\Junction Analysis\South Bank Junction
Report generation date: 12/4/2018 5:09:05 PM

«2018, AM
»Junction Network
»Arms
»Traffic Demand
»Origin-Destination Data
»Vehicle Mix
»Results

Summary of junction performance

	AM			
	Queue (PCU)	Delay (s)	RFC	LOS
	2018			
Stream B-C	0.0	5.66	0.01	A
Stream B-A	0.2	8.40	0.19	A
Stream C-AB	0.0	5.88	0.01	A

There are warnings associated with this model run - see the 'Data Errors and Warnings' tables.

Values shown are the highest values encountered over all time segments. Delay is the maximum value of average delay per arriving vehicle.

File summary

File Description

Title	(untitled)
Location	
Site number	
Date	12/4/2018
Version	
Status	(new file)
Identifier	
Client	
Jobnumber	
Enumerator	EU\manniona

Description	

Units

Distance units	Speed units	Traffic units input	Traffic units results	Flow units	Average delay units	Total delay units	Rate of delay units
m	kph	PCU	PCU	perHour	s	-Min	perMin

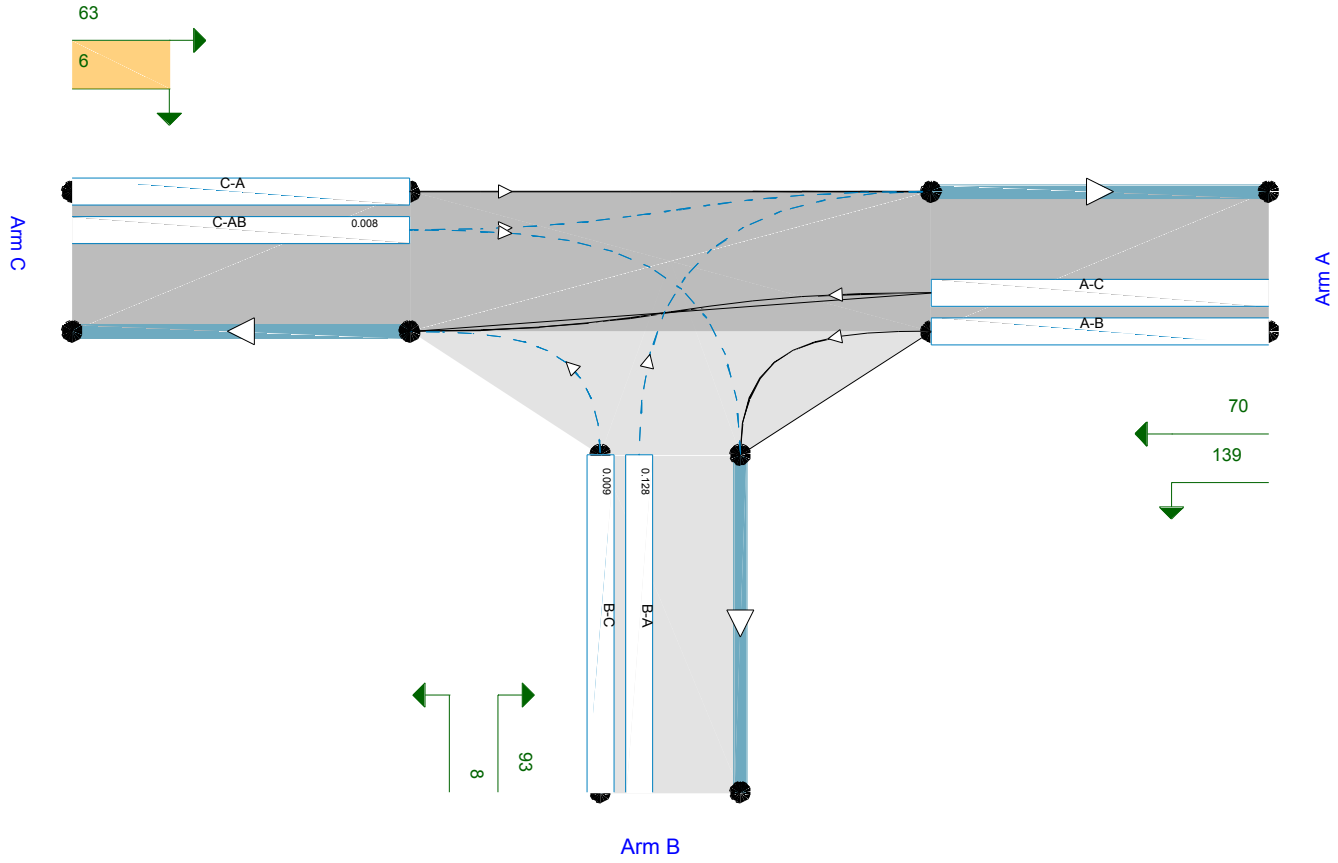

Flows show original traffic demand (PCU/hr).

Streams (downstream end) show RFC ()

The junction diagram reflects the last run of Junctions.

Analysis Options

Vehicle length (m)	Calculate Queue Percentiles	Calculate detailed queueing delay	Calculate residual capacity	RFC Threshold	Average Delay threshold (s)	Queue threshold (PCU)
5.75				0.85	36.00	20.00

Analysis Set Details

ID	Include in report	Network flow scaling factor (%)	Network capacity scaling factor (%)
A1	✓	100.000	100.000

Demand Set Details

ID	Scenario name	Time Period name	Traffic profile type	Start time (HH:mm)	Finish time (HH:mm)	Time segment length (min)	Run automatically
D1	2018	AM	ONE HOUR	08:00	09:30	15	✓

2018, AM

Data Errors and Warnings

Severity	Area	Item	Description
Warning	Vehicle Mix		HV% is zero for all movements / time segments. Vehicle Mix matrix should be completed whether working in PCUs or Vehs.

Junction Network

Junctions

Junction	Name	Junction Type	Major road direction	Junction Delay (s)	Junction LOS
1	South Bank Road / White Bank Road	T-Junction	Two-way	2.28	A

Junction Network Options

Driving side	Lighting
Left	Normal/unknown

Arms

Arms

Arm	Name	Description	Arm type
A	South Bank Road (West)		Major
B	White Bank Road		Minor
C	South Bank Road (East)		Major

Major Arm Geometry

Arm	Width of carriageway (m)	Has kerbed central reserve	Has right turn bay	Visibility for right turn (m)	Blocks?	Blocking queue (PCU)
C	7.00			90.0	✓	0.00

Geometries for Arm C are measured opposite Arm B. Geometries for Arm A (if relevant) are measured opposite Arm D.

Minor Arm Geometry

Arm	Minor arm type	Lane Width (Left) (m)	Lane Width (Right) (m)	Visibility to left (m)	Visibility to right (m)
B	Two lanes	3.50	3.50	90	90

Slope / Intercept / Capacity

Priority Intersection Slopes and Intercepts

Junction	Stream	Intercept (PCU/hr)	Slope for A-B	Slope for A-C	Slope for C-A	Slope for C-B
1	B-A	580	0.101	0.255	0.161	0.365
1	B-C	715	0.105	0.265	-	-
1	C-B	626	0.232	0.232	-	-

The slopes and intercepts shown above do NOT include any corrections or adjustments.
Streams may be combined, in which case capacity will be adjusted.
Values are shown for the first time segment only; they may differ for subsequent time segments.

Traffic Demand

Vehicle mix varies over turn	Vehicle mix varies over entry	Vehicle mix source	PCU Factor for a HV (PCU)
✓	✓	HV Percentages	2.00

Demand overview (Traffic)

Arm	Linked arm	Profile type	Use O-D data	Average Demand (PCU/hr)	Scaling Factor (%)
A		ONE HOUR	✓	209	100.000
B		ONE HOUR	✓	101	100.000
C		ONE HOUR	✓	69	100.000

Origin-Destination Data

Demand (PCU/hr)

		To		
		A	B	C
From	A	0	139	70
	B	93	0	8
	C	63	6	0

Vehicle Mix

Heavy Vehicle Percentages

		To		
		A	B	C
From	A	0	0	0
	B	0	0	0
	C	0	0	0

Results

Results Summary for whole modelled period

Stream	Max RFC	Max delay (s)	Max Queue (PCU)	Max LOS	Average Demand (PCU/hr)	Total Junction Arrivals (PCU)
B-C	0.01	5.66	0.0	A	7	11
B-A	0.19	8.40	0.2	A	85	128
C-AB	0.01	5.88	0.0	A	6	9
C-A					57	86
A-B					128	191
A-C					64	96

Main Results for each time segment

08:00 - 08:15

Stream	Total Demand (PCU/hr)	Junction Arrivals (PCU)	Capacity (PCU/hr)	RFC	Throughput (PCU/hr)	Start queue (PCU)	End queue (PCU)	Delay (s)	LOS
B-C	6	2	668	0.009	6	0.0	0.0	5.440	A
B-A	70	18	547	0.128	69	0.0	0.1	7.536	A
C-AB	5	1	621	0.008	5	0.0	0.0	5.838	A
C-A	47	12			47				
A-B	105	26			105				
A-C	53	13			53				

08:15 - 08:30

Stream	Total Demand (PCU/hr)	Junction Arrivals (PCU)	Capacity (PCU/hr)	RFC	Throughput (PCU/hr)	Start queue (PCU)	End queue (PCU)	Delay (s)	LOS
B-C	7	2	658	0.011	7	0.0	0.0	5.529	A
B-A	84	21	540	0.155	83	0.1	0.2	7.882	A
C-AB	6	1	621	0.010	6	0.0	0.0	5.854	A
C-A	56	14			56				
A-B	125	31			125				
A-C	63	16			63				

08:30 - 08:45

Stream	Total Demand (PCU/hr)	Junction Arrivals (PCU)	Capacity (PCU/hr)	RFC	Throughput (PCU/hr)	Start queue (PCU)	End queue (PCU)	Delay (s)	LOS
B-C	9	2	645	0.014	9	0.0	0.0	5.655	A
B-A	102	26	531	0.193	102	0.2	0.2	8.388	A
C-AB	7	2	620	0.012	7	0.0	0.0	5.876	A
C-A	69	17			69				
A-B	153	38			153				
A-C	77	19			77				

08:45 - 09:00

Stream	Total Demand (PCU/hr)	Junction Arrivals (PCU)	Capacity (PCU/hr)	RFC	Throughput (PCU/hr)	Start queue (PCU)	End queue (PCU)	Delay (s)	LOS
B-C	9	2	645	0.014	9	0.0	0.0	5.656	A
B-A	102	26	531	0.193	102	0.2	0.2	8.396	A
C-AB	7	2	620	0.012	7	0.0	0.0	5.876	A
C-A	69	17			69				
A-B	153	38			153				
A-C	77	19			77				

09:00 - 09:15

Stream	Total Demand (PCU/hr)	Junction Arrivals (PCU)	Capacity (PCU/hr)	RFC	Throughput (PCU/hr)	Start queue (PCU)	End queue (PCU)	Delay (s)	LOS
B-C	7	2	658	0.011	7	0.0	0.0	5.532	A
B-A	84	21	540	0.155	84	0.2	0.2	7.894	A
C-AB	6	1	621	0.010	6	0.0	0.0	5.856	A
C-A	56	14			56				
A-B	125	31			125				
A-C	63	16			63				

09:15 - 09:30

Stream	Total Demand	Junction Arrivals	Capacity (PCU/hr)	RFC	Throughput (PCU/hr)	Start queue (PCU)	End queue (PCU)	Delay (s)	LOS

	(PCU/hr)	(PCU)							
B-C	6	2	667	0.009	6	0.0	0.0	5.442	A
B-A	70	18	547	0.128	70	0.2	0.1	7.558	A
C-AB	5	1	621	0.008	5	0.0	0.0	5.840	A
C-A	47	12			47				
A-B	105	26			105				
A-C	53	13			53				

Junctions 9

PICADY 9 - Priority Intersection Module

Version: 9.0.1.4646 []
© Copyright TRL Limited, 2018

For sales and distribution information, program advice and maintenance, contact TRL:
Tel: +44 (0)1344 770758 email: software@trl.co.uk Web: http://www.trlsoftware.co.uk

The users of this computer program for the solution of an engineering problem are in no way relieved of their responsibility for the correctness of the solution

Filename: PM 2019 with Dev.j9
Path: F:\Admin\Admin_General_Dub\000_Projects\Covanta TA\Report\TA Aug 18\Junction Analysis\South Bank Junction
Report generation date: 12/4/2018 5:11:26 PM

«2018, AM
»Junction Network
»Arms
»Traffic Demand
»Origin-Destination Data
»Vehicle Mix
»Results

Summary of junction performance

	AM			
	Queue (PCU)	Delay (s)	RFC	LOS
	2018			
Stream B-C	0.0	5.61	0.01	A
Stream B-A	0.3	8.76	0.23	A
Stream C-AB	0.0	5.36	0.00	A

There are warnings associated with this model run - see the 'Data Errors and Warnings' tables.

Values shown are the highest values encountered over all time segments. Delay is the maximum value of average delay per arriving vehicle.

File summary

File Description

Title	(untitled)
Location	
Site number	
Date	12/4/2018
Version	
Status	(new file)
Identifier	
Client	
Jobnumber	
Enumerator	EU\manniona

Description	

Units

Distance units	Speed units	Traffic units input	Traffic units results	Flow units	Average delay units	Total delay units	Rate of delay units
m	kph	PCU	PCU	perHour	s	-Min	perMin

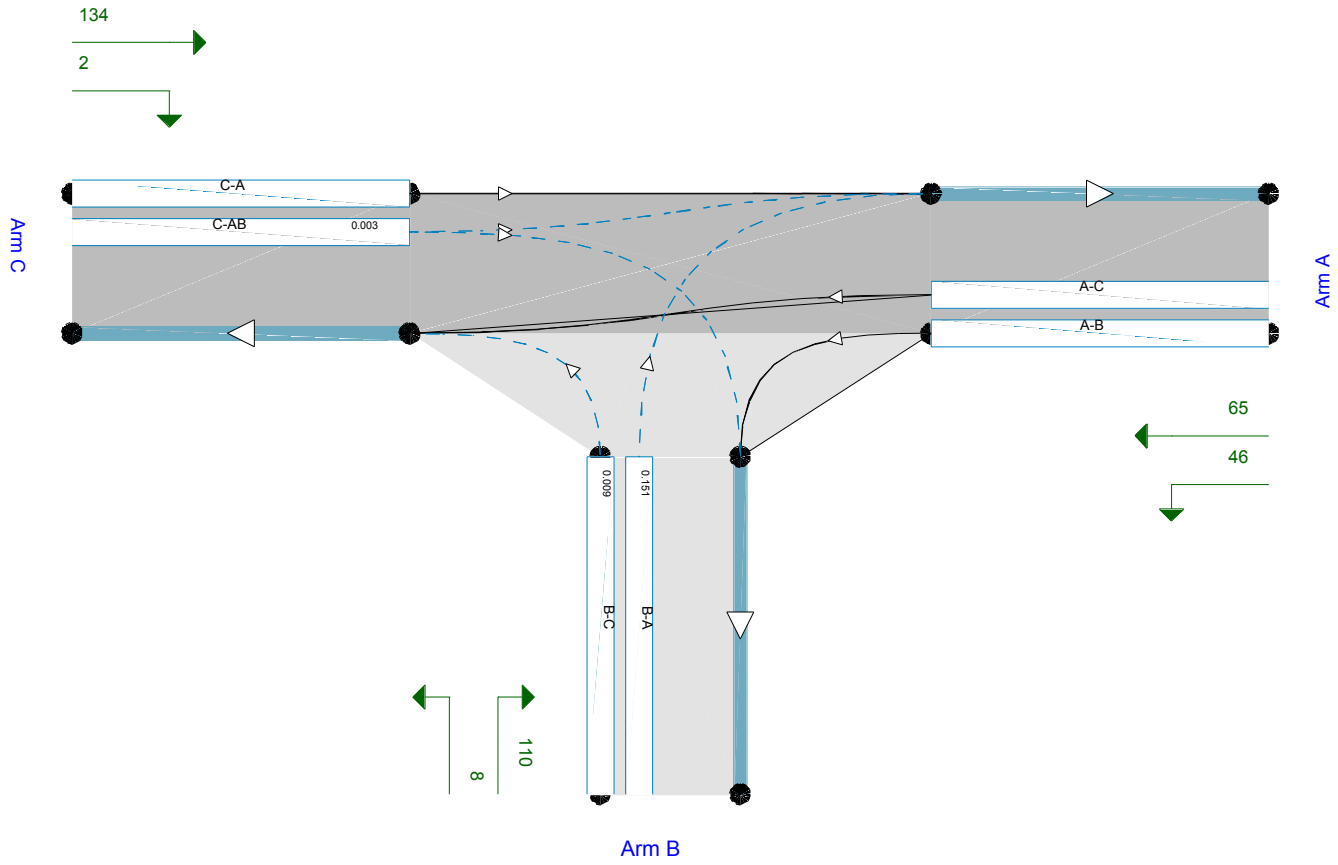

Flows show original traffic demand (PCU/hr).

Streams (downstream end) show RFC ()

The junction diagram reflects the last run of Junctions.

Analysis Options

Vehicle length (m)	Calculate Queue Percentiles	Calculate detailed queueing delay	Calculate residual capacity	RFC Threshold	Average Delay threshold (s)	Queue threshold (PCU)
5.75				0.85	36.00	20.00

Analysis Set Details

ID	Include in report	Network flow scaling factor (%)	Network capacity scaling factor (%)
A1	✓	100.000	100.000

Demand Set Details

ID	Scenario name	Time Period name	Traffic profile type	Start time (HH:mm)	Finish time (HH:mm)	Time segment length (min)	Run automatically
D1	2018	AM	ONE HOUR	08:00	09:30	15	✓

2018, AM

Data Errors and Warnings

Severity	Area	Item	Description
Warning	Vehicle Mix		HV% is zero for all movements / time segments. Vehicle Mix matrix should be completed whether working in PCUs or Vehs.

Junction Network

Junctions

Junction	Name	Junction Type	Major road direction	Junction Delay (s)	Junction LOS
1	South Bank Road / White Bank Road	T-Junction	Two-way	2.80	A

Junction Network Options

Driving side	Lighting
Left	Normal/unknown

Arms

Arms

Arm	Name	Description	Arm type
A	South Bank Road (West)		Major
B	White Bank Road		Minor
C	South Bank Road (East)		Major

Major Arm Geometry

Arm	Width of carriageway (m)	Has kerbed central reserve	Has right turn bay	Visibility for right turn (m)	Blocks?	Blocking queue (PCU)
C	7.00			90.0	✓	0.00

Geometries for Arm C are measured opposite Arm B. Geometries for Arm A (if relevant) are measured opposite Arm D.

Minor Arm Geometry

Arm	Minor arm type	Lane Width (Left) (m)	Lane Width (Right) (m)	Visibility to left (m)	Visibility to right (m)
B	Two lanes	3.50	3.50	90	90

Slope / Intercept / Capacity

Priority Intersection Slopes and Intercepts

Junction	Stream	Intercept (PCU/hr)	Slope for A-B	Slope for A-C	Slope for C-A	Slope for C-B
1	B-A	580	0.101	0.255	0.161	0.365
1	B-C	715	0.105	0.265	-	-
1	C-B	626	0.232	0.232	-	-

The slopes and intercepts shown above do NOT include any corrections or adjustments.
Streams may be combined, in which case capacity will be adjusted.
Values are shown for the first time segment only; they may differ for subsequent time segments.

Traffic Demand

Vehicle mix varies over turn	Vehicle mix varies over entry	Vehicle mix source	PCU Factor for a HV (PCU)
✓	✓	HV Percentages	2.00

Demand overview (Traffic)

Arm	Linked arm	Profile type	Use O-D data	Average Demand (PCU/hr)	Scaling Factor (%)
A		ONE HOUR	✓	111	100.000
B		ONE HOUR	✓	118	100.000
C		ONE HOUR	✓	136	100.000

Origin-Destination Data

Demand (PCU/hr)

		To		
		A	B	C
From	A	0	46	65
	B	110	0	8
	C	134	2	0

Vehicle Mix

Heavy Vehicle Percentages

		To		
		A	B	C
From	A	0	0	0
	B	0	0	0
	C	0	0	0

Results

Results Summary for whole modelled period

Stream	Max RFC	Max delay (s)	Max Queue (PCU)	Max LOS	Average Demand (PCU/hr)	Total Junction Arrivals (PCU)
B-C	0.01	5.61	0.0	A	7	11
B-A	0.23	8.76	0.3	A	101	151
C-AB	0.00	5.36	0.0	A	2	3
C-A					123	184
A-B					42	63
A-C					60	89

Main Results for each time segment

08:00 - 08:15

Stream	Total Demand (PCU/hr)	Junction Arrivals (PCU)	Capacity (PCU/hr)	RFC	Throughput (PCU/hr)	Start queue (PCU)	End queue (PCU)	Delay (s)	LOS
B-C	6	2	672	0.009	6	0.0	0.0	5.407	A
B-A	83	21	547	0.151	82	0.0	0.2	7.731	A
C-AB	2	0.44	674	0.003	2	0.0	0.0	5.358	A
C-A	101	25			101				
A-B	35	9			35				
A-C	49	12			49				

08:15 - 08:30

Stream	Total Demand (PCU/hr)	Junction Arrivals (PCU)	Capacity (PCU/hr)	RFC	Throughput (PCU/hr)	Start queue (PCU)	End queue (PCU)	Delay (s)	LOS
B-C	7	2	663	0.011	7	0.0	0.0	5.490	A
B-A	99	25	541	0.183	99	0.2	0.2	8.141	A
C-AB	2	0.55	683	0.003	2	0.0	0.0	5.286	A
C-A	120	30			120				
A-B	41	10			41				
A-C	58	15			58				

08:30 - 08:45

Stream	Total Demand (PCU/hr)	Junction Arrivals (PCU)	Capacity (PCU/hr)	RFC	Throughput (PCU/hr)	Start queue (PCU)	End queue (PCU)	Delay (s)	LOS
B-C	9	2	651	0.014	9	0.0	0.0	5.606	A
B-A	121	30	532	0.228	121	0.2	0.3	8.750	A
C-AB	3	0.70	696	0.004	3	0.0	0.0	5.190	A
C-A	147	37			147				
A-B	51	13			51				
A-C	72	18			72				

08:45 - 09:00

Stream	Total Demand (PCU/hr)	Junction Arrivals (PCU)	Capacity (PCU/hr)	RFC	Throughput (PCU/hr)	Start queue (PCU)	End queue (PCU)	Delay (s)	LOS
B-C	9	2	651	0.014	9	0.0	0.0	5.607	A
B-A	121	30	532	0.228	121	0.3	0.3	8.762	A
C-AB	3	0.70	696	0.004	3	0.0	0.0	5.192	A
C-A	147	37			147				
A-B	51	13			51				
A-C	72	18			72				

09:00 - 09:15

Stream	Total Demand (PCU/hr)	Junction Arrivals (PCU)	Capacity (PCU/hr)	RFC	Throughput (PCU/hr)	Start queue (PCU)	End queue (PCU)	Delay (s)	LOS
B-C	7	2	663	0.011	7	0.0	0.0	5.493	A
B-A	99	25	541	0.183	99	0.3	0.2	8.157	A
C-AB	2	0.55	683	0.003	2	0.0	0.0	5.286	A
C-A	120	30			120				
A-B	41	10			41				
A-C	58	15			58				

09:15 - 09:30

Stream	Total Demand	Junction Arrivals	Capacity (PCU/hr)	RFC	Throughput (PCU/hr)	Start queue (PCU)	End queue (PCU)	Delay (s)	LOS

	(PCU/hr)	(PCU)							
B-C	6	2	671	0.009	6	0.0	0.0	5.412	A
B-A	83	21	547	0.151	83	0.2	0.2	7.760	A
C-AB	2	0.44	674	0.003	2	0.0	0.0	5.358	A
C-A	101	25			101				
A-B	35	9			35				
A-C	49	12			49				

Junctions 9

PICADY 9 - Priority Intersection Module

Version: 9.0.1.4646 []
© Copyright TRL Limited, 2018

For sales and distribution information, program advice and maintenance, contact TRL:
Tel: +44 (0)1344 770758 email: software@trl.co.uk Web: http://www.trlsoftware.co.uk

The users of this computer program for the solution of an engineering problem are in no way relieved of their responsibility for the correctness of the solution

Filename: PM 2024 with Dev.j9
Path: F:\Admin\Admin_General_Dub\000_Projects\Covanta TA\Report\TA Aug 18\Junction Analysis\South Bank Junction
Report generation date: 12/4/2018 5:13:13 PM

«2018, AM
»Junction Network
»Arms
»Traffic Demand
»Origin-Destination Data
»Vehicle Mix
»Results

Summary of junction performance

	AM			
	Queue (PCU)	Delay (s)	RFC	LOS
	2018			
Stream B-C	0.0	5.61	0.01	A
Stream B-A	0.3	8.79	0.23	A
Stream C-AB	0.0	5.36	0.00	A

There are warnings associated with this model run - see the 'Data Errors and Warnings' tables.

Values shown are the highest values encountered over all time segments. Delay is the maximum value of average delay per arriving vehicle.

File summary

File Description

Title	(untitled)
Location	
Site number	
Date	12/4/2018
Version	
Status	(new file)
Identifier	
Client	
Jobnumber	
Enumerator	EU\manniona

Description	

Units

Distance units	Speed units	Traffic units input	Traffic units results	Flow units	Average delay units	Total delay units	Rate of delay units
m	kph	PCU	PCU	perHour	s	-Min	perMin

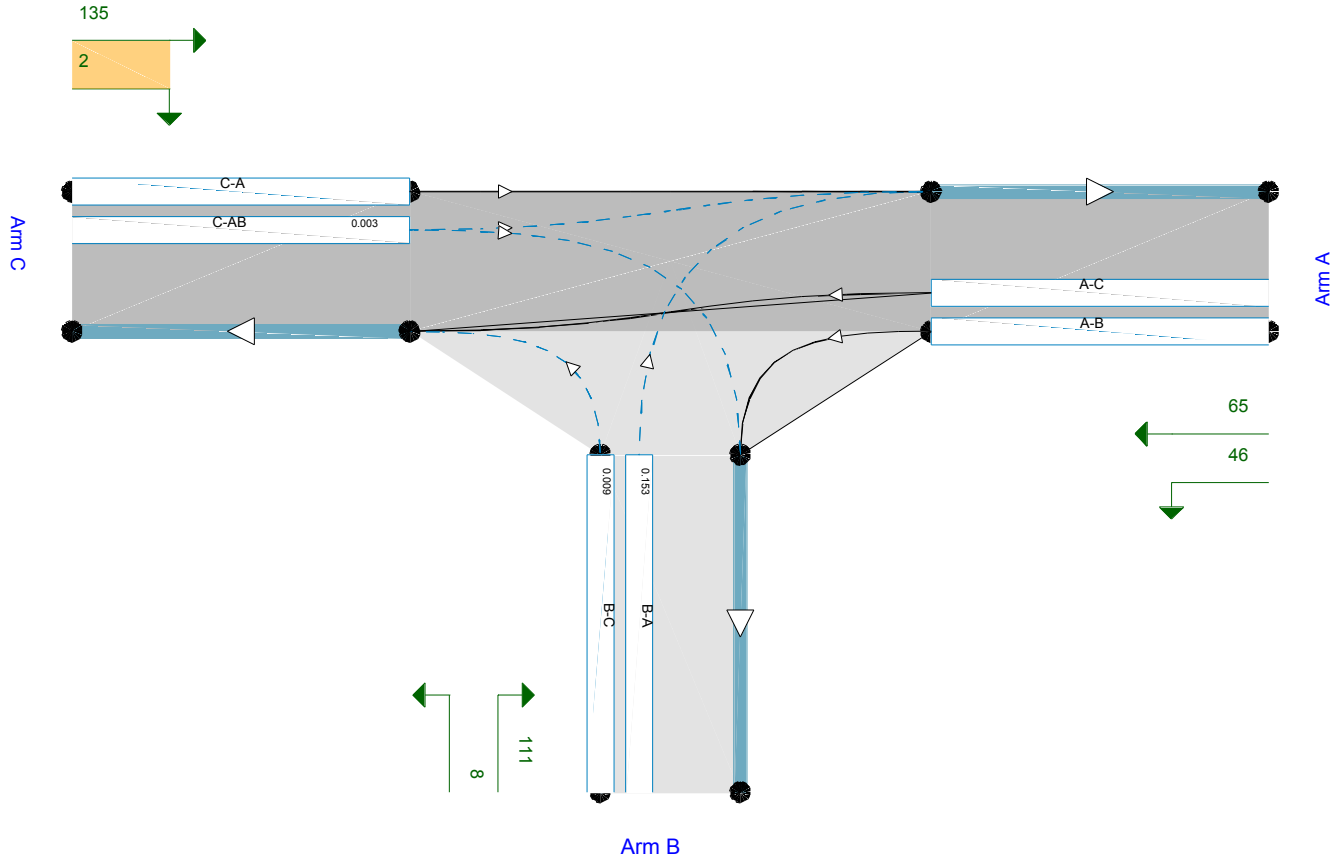

Flows show original traffic demand (PCU/hr).

Streams (downstream end) show RFC ()

The junction diagram reflects the last run of Junctions.

Analysis Options

Vehicle length (m)	Calculate Queue Percentiles	Calculate detailed queueing delay	Calculate residual capacity	RFC Threshold	Average Delay threshold (s)	Queue threshold (PCU)
5.75				0.85	36.00	20.00

Analysis Set Details

ID	Include in report	Network flow scaling factor (%)	Network capacity scaling factor (%)
A1	✓	100.000	100.000

Demand Set Details

ID	Scenario name	Time Period name	Traffic profile type	Start time (HH:mm)	Finish time (HH:mm)	Time segment length (min)	Run automatically
D1	2018	AM	ONE HOUR	08:00	09:30	15	✓

2018, AM

Data Errors and Warnings

Severity	Area	Item	Description
Warning	Vehicle Mix		HV% is zero for all movements / time segments. Vehicle Mix matrix should be completed whether working in PCUs or Vehs.

Junction Network

Junctions

Junction	Name	Junction Type	Major road direction	Junction Delay (s)	Junction LOS
1	South Bank Road / White Bank Road	T-Junction	Two-way	2.82	A

Junction Network Options

Driving side	Lighting
Left	Normal/unknown

Arms

Arms

Arm	Name	Description	Arm type
A	South Bank Road (West)		Major
B	White Bank Road		Minor
C	South Bank Road (East)		Major

Major Arm Geometry

Arm	Width of carriageway (m)	Has kerbed central reserve	Has right turn bay	Visibility for right turn (m)	Blocks?	Blocking queue (PCU)
C	7.00			90.0	✓	0.00

Geometries for Arm C are measured opposite Arm B. Geometries for Arm A (if relevant) are measured opposite Arm D.

Minor Arm Geometry

Arm	Minor arm type	Lane Width (Left) (m)	Lane Width (Right) (m)	Visibility to left (m)	Visibility to right (m)
B	Two lanes	3.50	3.50	90	90

Slope / Intercept / Capacity

Priority Intersection Slopes and Intercepts

Junction	Stream	Intercept (PCU/hr)	Slope for A-B	Slope for A-C	Slope for C-A	Slope for C-B
1	B-A	580	0.101	0.255	0.161	0.365
1	B-C	715	0.105	0.265	-	-
1	C-B	626	0.232	0.232	-	-

The slopes and intercepts shown above do NOT include any corrections or adjustments.
Streams may be combined, in which case capacity will be adjusted.
Values are shown for the first time segment only; they may differ for subsequent time segments.

Traffic Demand

Vehicle mix varies over turn	Vehicle mix varies over entry	Vehicle mix source	PCU Factor for a HV (PCU)
✓	✓	HV Percentages	2.00

Demand overview (Traffic)

Arm	Linked arm	Profile type	Use O-D data	Average Demand (PCU/hr)	Scaling Factor (%)
A		ONE HOUR	✓	111	100.000
B		ONE HOUR	✓	119	100.000
C		ONE HOUR	✓	137	100.000

Origin-Destination Data

Demand (PCU/hr)

		To		
		A	B	C
From	A	0	46	65
	B	111	0	8
	C	135	2	0

Vehicle Mix

Heavy Vehicle Percentages

		To		
		A	B	C
From	A	0	0	0
	B	0	0	0
	C	0	0	0

Results

Results Summary for whole modelled period

Stream	Max RFC	Max delay (s)	Max Queue (PCU)	Max LOS	Average Demand (PCU/hr)	Total Junction Arrivals (PCU)
B-C	0.01	5.61	0.0	A	7	11
B-A	0.23	8.79	0.3	A	102	153
C-AB	0.00	5.36	0.0	A	2	3
C-A					123	185
A-B					42	63
A-C					60	89

Main Results for each time segment

08:00 - 08:15

Stream	Total Demand (PCU/hr)	Junction Arrivals (PCU)	Capacity (PCU/hr)	RFC	Throughput (PCU/hr)	Start queue (PCU)	End queue (PCU)	Delay (s)	LOS
B-C	6	2	671	0.009	6	0.0	0.0	5.409	A
B-A	84	21	547	0.153	83	0.0	0.2	7.745	A
C-AB	2	0.44	674	0.003	2	0.0	0.0	5.354	A
C-A	101	25			101				
A-B	35	9			35				
A-C	49	12			49				

08:15 - 08:30

Stream	Total Demand (PCU/hr)	Junction Arrivals (PCU)	Capacity (PCU/hr)	RFC	Throughput (PCU/hr)	Start queue (PCU)	End queue (PCU)	Delay (s)	LOS
B-C	7	2	663	0.011	7	0.0	0.0	5.492	A
B-A	100	25	541	0.185	100	0.2	0.2	8.160	A
C-AB	2	0.55	684	0.003	2	0.0	0.0	5.282	A
C-A	121	30			121				
A-B	41	10			41				
A-C	58	15			58				

08:30 - 08:45

Stream	Total Demand (PCU/hr)	Junction Arrivals (PCU)	Capacity (PCU/hr)	RFC	Throughput (PCU/hr)	Start queue (PCU)	End queue (PCU)	Delay (s)	LOS
B-C	9	2	650	0.014	9	0.0	0.0	5.610	A
B-A	122	31	532	0.230	122	0.2	0.3	8.778	A
C-AB	3	0.70	697	0.004	3	0.0	0.0	5.185	A
C-A	148	37			148				
A-B	51	13			51				
A-C	72	18			72				

08:45 - 09:00

Stream	Total Demand (PCU/hr)	Junction Arrivals (PCU)	Capacity (PCU/hr)	RFC	Throughput (PCU/hr)	Start queue (PCU)	End queue (PCU)	Delay (s)	LOS
B-C	9	2	650	0.014	9	0.0	0.0	5.610	A
B-A	122	31	532	0.230	122	0.3	0.3	8.790	A
C-AB	3	0.70	697	0.004	3	0.0	0.0	5.185	A
C-A	148	37			148				
A-B	51	13			51				
A-C	72	18			72				

09:00 - 09:15

Stream	Total Demand (PCU/hr)	Junction Arrivals (PCU)	Capacity (PCU/hr)	RFC	Throughput (PCU/hr)	Start queue (PCU)	End queue (PCU)	Delay (s)	LOS
B-C	7	2	662	0.011	7	0.0	0.0	5.493	A
B-A	100	25	541	0.185	100	0.3	0.2	8.178	A
C-AB	2	0.55	684	0.003	2	0.0	0.0	5.284	A
C-A	121	30			121				
A-B	41	10			41				
A-C	58	15			58				

09:15 - 09:30

Stream	Total Demand	Junction Arrivals	Capacity (PCU/hr)	RFC	Throughput (PCU/hr)	Start queue (PCU)	End queue (PCU)	Delay (s)	LOS

	(PCU/hr)	(PCU)							
B-C	6	2	671	0.009	6	0.0	0.0	5.412	A
B-A	84	21	547	0.153	84	0.2	0.2	7.775	A
C-AB	2	0.44	674	0.003	2	0.0	0.0	5.356	A
C-A	101	25			101				
A-B	35	9			35				
A-C	49	12			49				

Junctions 9

PICADY 9 - Priority Intersection Module

Version: 9.0.1.4646 []
© Copyright TRL Limited, 2018

For sales and distribution information, program advice and maintenance, contact TRL:
Tel: +44 (0)1344 770758 email: software@trl.co.uk Web: http://www.trlsoftware.co.uk

The users of this computer program for the solution of an engineering problem are in no way relieved of their responsibility for the correctness of the solution

Filename: PM 2034 with Dev.j9
Path: F:\Admin\Admin_General_Dub\000_Projects\Covanta TA\Report\TA Aug 18\Junction Analysis\South Bank Junction
Report generation date: 12/4/2018 5:16:06 PM

«2018, AM
»Junction Network
»Arms
»Traffic Demand
»Origin-Destination Data
»Vehicle Mix
»Results

Summary of junction performance

	AM			
	Queue (PCU)	Delay (s)	RFC	LOS
	2018			
Stream B-C	0.0	5.62	0.01	A
Stream B-A	0.3	8.84	0.23	A
Stream C-AB	0.0	5.35	0.00	A

There are warnings associated with this model run - see the 'Data Errors and Warnings' tables.

Values shown are the highest values encountered over all time segments. Delay is the maximum value of average delay per arriving vehicle.

File summary

File Description

Title	(untitled)
Location	
Site number	
Date	12/4/2018
Version	
Status	(new file)
Identifier	
Client	
Jobnumber	
Enumerator	EU\manniona

Description	

Units

Distance units	Speed units	Traffic units input	Traffic units results	Flow units	Average delay units	Total delay units	Rate of delay units
m	kph	PCU	PCU	perHour	s	-Min	perMin

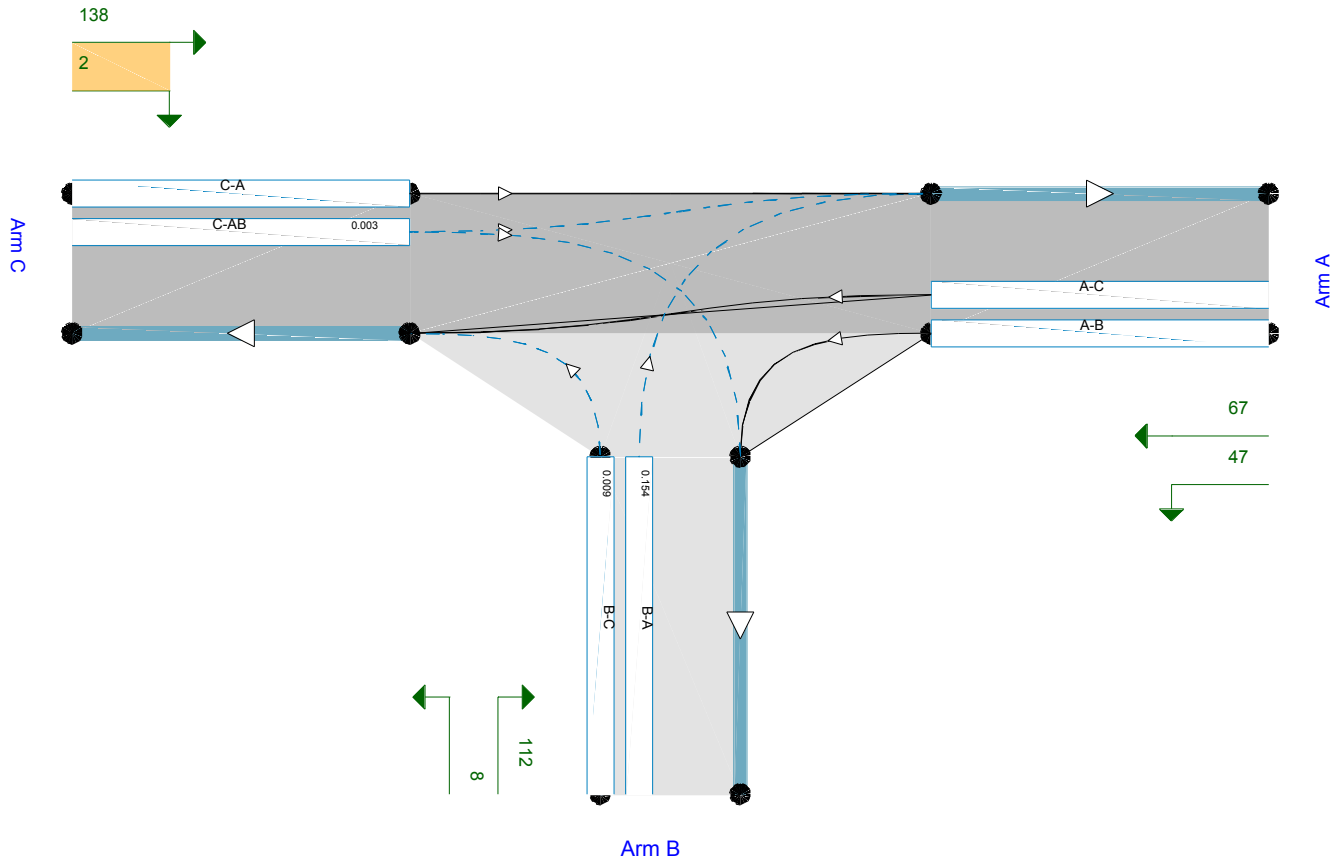

Flows show original traffic demand (PCU/hr).

Streams (downstream end) show RFC ()

The junction diagram reflects the last run of Junctions.

Analysis Options

Vehicle length (m)	Calculate Queue Percentiles	Calculate detailed queueing delay	Calculate residual capacity	RFC Threshold	Average Delay threshold (s)	Queue threshold (PCU)
5.75				0.85	36.00	20.00

Analysis Set Details

ID	Include in report	Network flow scaling factor (%)	Network capacity scaling factor (%)
A1	✓	100.000	100.000

Demand Set Details

ID	Scenario name	Time Period name	Traffic profile type	Start time (HH:mm)	Finish time (HH:mm)	Time segment length (min)	Run automatically
D1	2018	AM	ONE HOUR	08:00	09:30	15	✓

2018, AM

Data Errors and Warnings

Severity	Area	Item	Description
Warning	Vehicle Mix		HV% is zero for all movements / time segments. Vehicle Mix matrix should be completed whether working in PCUs or Vehs.

Junction Network

Junctions

Junction	Name	Junction Type	Major road direction	Junction Delay (s)	Junction LOS
1	South Bank Road / White Bank Road	T-Junction	Two-way	2.80	A

Junction Network Options

Driving side	Lighting
Left	Normal/unknown

Arms

Arms

Arm	Name	Description	Arm type
A	South Bank Road (West)		Major
B	White Bank Road		Minor
C	South Bank Road (East)		Major

Major Arm Geometry

Arm	Width of carriageway (m)	Has kerbed central reserve	Has right turn bay	Visibility for right turn (m)	Blocks?	Blocking queue (PCU)
C	7.00			90.0	✓	0.00

Geometries for Arm C are measured opposite Arm B. Geometries for Arm A (if relevant) are measured opposite Arm D.

Minor Arm Geometry

Arm	Minor arm type	Lane Width (Left) (m)	Lane Width (Right) (m)	Visibility to left (m)	Visibility to right (m)
B	Two lanes	3.50	3.50	90	90

Slope / Intercept / Capacity

Priority Intersection Slopes and Intercepts

Junction	Stream	Intercept (PCU/hr)	Slope for A-B	Slope for A-C	Slope for C-A	Slope for C-B
1	B-A	580	0.101	0.255	0.161	0.365
1	B-C	715	0.105	0.265	-	-
1	C-B	626	0.232	0.232	-	-

The slopes and intercepts shown above do NOT include any corrections or adjustments.
Streams may be combined, in which case capacity will be adjusted.
Values are shown for the first time segment only; they may differ for subsequent time segments.

Traffic Demand

Vehicle mix varies over turn	Vehicle mix varies over entry	Vehicle mix source	PCU Factor for a HV (PCU)
✓	✓	HV Percentages	2.00

Demand overview (Traffic)

Arm	Linked arm	Profile type	Use O-D data	Average Demand (PCU/hr)	Scaling Factor (%)
A		ONE HOUR	✓	114	100.000
B		ONE HOUR	✓	120	100.000
C		ONE HOUR	✓	140	100.000

Origin-Destination Data

Demand (PCU/hr)

		To		
		A	B	C
From	A	0	47	67
	B	112	0	8
	C	138	2	0

Vehicle Mix

Heavy Vehicle Percentages

		To		
		A	B	C
From	A	0	0	0
	B	0	0	0
	C	0	0	0

Results

Results Summary for whole modelled period

Stream	Max RFC	Max delay (s)	Max Queue (PCU)	Max LOS	Average Demand (PCU/hr)	Total Junction Arrivals (PCU)
B-C	0.01	5.62	0.0	A	7	11
B-A	0.23	8.84	0.3	A	103	154
C-AB	0.00	5.35	0.0	A	2	3
C-A					126	189
A-B					43	65
A-C					61	92

Main Results for each time segment

08:00 - 08:15

Stream	Total Demand (PCU/hr)	Junction Arrivals (PCU)	Capacity (PCU/hr)	RFC	Throughput (PCU/hr)	Start queue (PCU)	End queue (PCU)	Delay (s)	LOS
B-C	6	2	671	0.009	6	0.0	0.0	5.415	A
B-A	84	21	546	0.154	84	0.0	0.2	7.772	A
C-AB	2	0.44	675	0.003	2	0.0	0.0	5.346	A
C-A	104	26			104				
A-B	35	9			35				
A-C	50	13			50				

08:15 - 08:30

Stream	Total Demand (PCU/hr)	Junction Arrivals (PCU)	Capacity (PCU/hr)	RFC	Throughput (PCU/hr)	Start queue (PCU)	End queue (PCU)	Delay (s)	LOS
B-C	7	2	662	0.011	7	0.0	0.0	5.500	A
B-A	101	25	540	0.187	101	0.2	0.2	8.195	A
C-AB	2	0.55	685	0.003	2	0.0	0.0	5.273	A
C-A	124	31			124				
A-B	42	11			42				
A-C	60	15			60				

08:30 - 08:45

Stream	Total Demand (PCU/hr)	Junction Arrivals (PCU)	Capacity (PCU/hr)	RFC	Throughput (PCU/hr)	Start queue (PCU)	End queue (PCU)	Delay (s)	LOS
B-C	9	2	649	0.014	9	0.0	0.0	5.619	A
B-A	123	31	531	0.232	123	0.2	0.3	8.827	A
C-AB	3	0.70	699	0.004	3	0.0	0.0	5.174	A
C-A	151	38			151				
A-B	52	13			52				
A-C	74	18			74				

08:45 - 09:00

Stream	Total Demand (PCU/hr)	Junction Arrivals (PCU)	Capacity (PCU/hr)	RFC	Throughput (PCU/hr)	Start queue (PCU)	End queue (PCU)	Delay (s)	LOS
B-C	9	2	649	0.014	9	0.0	0.0	5.620	A
B-A	123	31	531	0.232	123	0.3	0.3	8.839	A
C-AB	3	0.70	699	0.004	3	0.0	0.0	5.176	A
C-A	151	38			151				
A-B	52	13			52				
A-C	74	18			74				

09:00 - 09:15

Stream	Total Demand (PCU/hr)	Junction Arrivals (PCU)	Capacity (PCU/hr)	RFC	Throughput (PCU/hr)	Start queue (PCU)	End queue (PCU)	Delay (s)	LOS
B-C	7	2	662	0.011	7	0.0	0.0	5.503	A
B-A	101	25	540	0.187	101	0.3	0.2	8.214	A
C-AB	2	0.55	685	0.003	2	0.0	0.0	5.273	A
C-A	124	31			124				
A-B	42	11			42				
A-C	60	15			60				

09:15 - 09:30

Stream	Total Demand	Junction Arrivals	Capacity (PCU/hr)	RFC	Throughput (PCU/hr)	Start queue (PCU)	End queue (PCU)	Delay (s)	LOS

	(PCU/hr)	(PCU)							
B-C	6	2	670	0.009	6	0.0	0.0	5.418	A
B-A	84	21	546	0.154	85	0.2	0.2	7.801	A
C-AB	2	0.45	675	0.003	2	0.0	0.0	5.346	A
C-A	104	26			104				
A-B	35	9			35				
A-C	50	13			50				

Appendix I 2017 Traffic Surveys

Site No.	Location.	Direction.	Speed Limit - PSL (km/h)	Start Date.	End Date.	Total Vehicles.	5 Day Ave.	7 Day Ave.	No. > Speed Limit.	%. > Speed Limit.	No. > Speed Limit1 (+5km/h).	%. > Speed Limit1 (+5km/h).	No. > Speed Limit1 (+10km/h).	%. > Speed Limit1 (+10km/h).	Mean Speed	85%ile Speed
A	R131, north of the Roundabout	Northbound	50	Saturday, 01 April 2017	Friday, 07 April 2017	94122	14565	13446	1067	1.1	360	0.4	198	0.2	30.8	40.0
		Southbound	50	Saturday, 01 April 2017	Friday, 07 April 2017	102173	16040	14596	3178	3.1	1195	1.2	505	0.5	32.3	42.1
		Northbound/Southbound	50	Saturday, 01 April 2017	Friday, 07 April 2017	196295	30605	28042	4245	2.2	1555	0.8	703	0.4	31.6	41.0

Site A
Location R131, north of the Roundabout
Direction Northbound

7352 / Ringsend
April 2017
Automatic Traffic Count

Saturday, 01 April 2017

Time	Total	Classification												>PSL	>PSL%	>SL1	>SL1%	>SL2	>SL2%	Mean	Vpp
		1	2	3	4	5	6	7	8	9	10	11	12	50	50	55	55	60	60		85
		MCL	SV	SVT	TB2	TB3	T4	ART3	ART4	ART5	ART6	BD	DRT			+5kph	+5kph	+10kph	+10kph		
0000	173	2	156	0	9	4	0	0	0	1	0	0	1	5	2.9	1	0.6	0	0	40.9	45.7
0100	112	2	103	0	4	1	1	0	1	0	0	0	0	8	7.1	1	0.9	1	0.9	41.4	45.4
0200	43	1	36	1	1	1	0	0	0	2	1	0	0	4	9.3	1	2.3	0	0	43.1	47.2
0300	50	3	40	1	0	3	0	0	0	2	1	0	0	7	14	3	6	0	0	43.2	49.3
0400	98	1	88	0	3	4	0	0	1	1	0	0	0	8	8.2	2	2	0	0	40.8	47.5
0500	240	7	193	1	11	9	2	0	2	5	10	0	0	8	3.3	1	0.4	1	0.4	38.9	45.4
0600	318	4	265	1	20	7	1	1	0	6	9	2	2	7	2.2	1	0.3	0	0	37.3	43.9
0700	357	8	302	0	34	4	0	0	2	4	3	0	0	14	3.9	1	0.3	0	0	39.3	44.6
0800	586	6	496	4	43	9	8	0	3	8	8	1	0	9	1.5	4	0.7	1	0.2	37	42.8
0900	587	9	512	3	31	11	3	0	2	9	5	1	1	4	0.7	1	0.2	1	0.2	36.7	42.1
1000	661	15	574	3	41	8	6	2	2	5	3	0	2	8	1.2	1	0.2	0	0	36.4	42.8
1100	692	6	624	3	36	7	4	1	2	5	3	0	1	19	2.7	15	2.2	11	1.6	36.9	42.5
1200	695	17	613	7	38	5	6	1	1	3	4	0	0	6	0.9	1	0.1	0	0	36.4	42.8
1300	745	8	690	4	22	9	2	0	0	5	4	0	1	2	0.3	0	0	0	0	34.3	40
1400	642	10	595	2	22	6	1	0	0	0	3	0	3	3	0.5	1	0.2	0	0	33.2	40
1500	804	3	728	6	46	10	3	0	1	3	4	0	0	5	0.6	0	0	0	0	34.2	40
1600	763	4	704	5	28	7	6	0	2	1	4	0	2	3	0.4	2	0.3	0	0	30.5	37.1
1700	1074	5	996	14	33	10	8	2	1	0	2	1	2	0	0	0	0	0	0	22.4	28.1
1800	1113	14	1007	22	41	10	11	1	0	1	6	0	0	0	0	0	0	0	0	21.5	26.3
1900	862	13	772	16	30	10	5	3	1	2	9	0	1	12	1.4	10	1.2	9	1	21.5	28.1
2000	455	3	402	4	38	7	0	0	0	0	1	0	0	0	0	0	0	0	0	30.3	35.3
2100	244	3	216	0	9	9	3	0	0	1	3	0	0	0	0	0	0	0	0	34.7	40
2200	383	3	351	2	15	6	1	0	0	1	4	0	0	0	0	0	0	0	0	20.9	31.7
2300	418	3	369	6	18	16	4	0	0	0	2	0	0	0	0	0	0	0	0	25.8	33.8
07-19	8719	105	7841	73	415	96	58	7	16	44	49	3	12	73	0.8	26	0.3	13	0.1	31.8	40.7
06-22	10598	128	9496	94	512	129	67	11	17	53	71	5	15	92	0.9	37	0.3	22	0.2	31.2	40.3
06-00	11399	134	10216	102	545	151	72	11	17	54	77	5	15	92	0.8	37	0.3	22	0.2	30.6	40
00-00	12115	150	10832	105	573	173	75	11	21	65	89	5	16	132	1.1	46	0.4	24	0.2	31.2	40.7

Site A
Location R131, north of the Roundabout
Direction Northbound

7352 / Ringsend
April 2017
Automatic Traffic Count

Saturday, 01 April 2017

Time	Total	Speed Bins (km/h)																											
		0 - 5	5 - 10	10 - 15	15 - 20	20 - 25	25 - 30	30 - 35	35 - 40	40 - 45	45 - 50	50 - 55	55 - 60	60 - 65	65 - 70	70 - 75	75 - 80	80 - 85	85 - 90	90 - 95	95 - 100	100 - 105	105 - 110	110 - 115	115 - 120	120 - 125	125 - 130	130 - 135	135 - 140
0000	173	0	0	0	0	0	7	12	49	70	30	4	1	0	0	0	0	0	0	0	0	0	0	0	0	0	0	0	0
0100	112	0	0	0	0	4	4	3	22	56	15	7	0	1	0	0	0	0	0	0	0	0	0	0	0	0	0	0	0
0200	43	0	0	0	0	1	0	1	7	20	10	3	1	0	0	0	0	0	0	0	0	0	0	0	0	0	0	0	0
0300	50	0	0	0	0	2	1	5	6	13	16	4	3	0	0	0	0	0	0	0	0	0	0	0	0	0	0	0	0
0400	98	0	0	0	1	2	9	6	20	30	22	6	2	0	0	0	0	0	0	0	0	0	0	0	0	0	0	0	0
0500	240	0	0	0	0	13	18	29	64	78	30	7	0	1	0	0	0	0	0	0	0	0	0	0	0	0	0	0	0
0600	318	0	0	0	2	21	33	58	73	98	26	6	1	0	0	0	0	0	0	0	0	0	0	0	0	0	0	0	0
0700	357	0	0	0	0	4	15	49	130	105	40	13	1	0	0	0	0	0	0	0	0	0	0	0	0	0	0	0	0
0800	586	0	2	1	4	17	40	133	211	133	36	5	3	1	0	0	0	0	0	0	0	0	0	0	0	0	0	0	0
0900	587	0	0	2	1	15	50	155	190	140	30	3	0	0	1	0	0	0	0	0	0	0	0	0	0	0	0	0	0
1000	661	0	1	5	14	18	68	140	217	151	39	7	1	0	0	0	0	0	0	0	0	0	0	0	0	0	0	0	0
1100	692	0	0	0	5	44	69	144	212	158	41	4	4	0	0	6	0	0	0	0	5	0	0	0	0	0	0	0	0
1200	695	0	0	2	18	31	49	149	231	165	44	5	1	0	0	0	0	0	0	0	0	0	0	0	0	0	0	0	0
1300	745	0	1	3	16	59	64	211	277	100	12	2	0	0	0	0	0	0	0	0	0	0	0	0	0	0	0	0	0
1400	642	0	0	4	19	53	105	194	170	83	11	2	1	0	0	0	0	0	0	0	0	0	0	0	0	0	0	0	0
1500	804	0	0	2	41	39	104	188	297	105	23	5	0	0	0	0	0	0	0	0	0	0	0	0	0	0	0	0	0
1600	763	0	0	3	19	144	208	212	116	52	6	1	2	0	0	0	0	0	0	0	0	0	0	0	0	0	0	0	0
1700	1074	0	2	60	299	432	177	84	19	1	0	0	0	0	0	0	0	0	0	0	0	0	0	0	0	0	0	0	0
1800	1113	0	14	64	332	467	192	31	12	1	0	0	0	0	0	0	0	0	0	0	0	0	0	0	0	0	0	0	0
1900	862	0	26	122	271	202	158	59	12	0	0	2	1	5	0	0	4	0	0	0	0	0	0	0	0	0	0	0	0
2000	455	0	0	0	10	46	174	141	75	8	1	0	0	0	0	0	0	0	0	0	0	0	0	0	0	0	0	0	0
2100	244	0	1	1	0	10	28	86	81	34	3	0	0	0	0	0	0	0	0	0	0	0	0	0	0	0	0	0	0
2200	383	1	39	84	90	43	42	51	28	3	2	0	0	0	0	0	0	0	0	0	0	0	0	0	0	0	0	0	0
2300	418	1	3	36	66	94	66	112	29	10	1	0	0	0	0	0	0	0	0	0	0	0	0	0	0	0	0	0	0
07-19	8719	0	20	146	768	1323	1141	1690	2082	1194	282	47	13	1	1	6	0	0	0	0	5	0	0	0	0	0	0	0	0
06-22	10598	0	47	269	1051	1602	1534	2034	2323	1334	312	55	15	6	1	6	4	0	0	0	5	0	0	0	0	0	0	0	0
06-00	11399	2	89	389	1207	1739	1642	2197	2380	1347	315	55	15	6	1	6	4	0	0	0	5	0	0	0	0	0	0	0	0
00-00	12115	2	89	389	1208	1761	1681	2253	2548	1614	438	86	22	8	1	6	4	0	0	0	5	0	0	0	0	0	0	0	0

Site A
Location R131, north of the Roundabout
Direction Northbound

7352 / Ringsend
April 2017
Automatic Traffic Count

Sunday, 02 April 2017

Time	Total	Classification												>PSL	>PSL%	>SL1	>SL1%	>SL2	>SL2%	Mean	Vpp
		1	2	3	4	5	6	7	8	9	10	11	12	50	50	55	55	60	60		85
		MCL	SV	SVT	TB2	TB3	T4	ART3	ART4	ART5	ART6	BD	DRT			+5kph	+5kph	+10kph	+10kph		
0000	170	2	157	2	3	4	0	0	0	0	2	0	0	5	2.9	1	0.6	0	0	38.2	44.6
0100	100	1	90	0	4	3	0	1	0	0	1	0	0	2	2	0	0	0	0	40.8	44.3
0200	47	1	46	0	0	0	0	0	0	0	0	0	0	5	10.6	1	2.1	0	0	42.2	46.8
0300	50	0	44	0	2	3	1	0	0	0	0	0	0	7	14	0	0	0	0	44.8	49
0400	71	0	60	0	5	6	0	0	0	0	0	0	0	3	4.2	1	1.4	0	0	42.3	46.4
0500	123	0	111	2	6	2	0	0	0	0	2	0	0	10	8.1	6	4.9	2	1.6	44.1	47.9
0600	233	2	198	0	10	8	1	0	1	1	12	0	0	9	3.9	7	3	2	0.9	38.2	45
0700	284	2	259	1	11	6	1	0	0	2	2	0	0	4	1.4	1	0.4	0	0	40.3	45
0800	246	10	213	0	13	8	2	0	0	0	0	0	0	10	4.1	0	0	0	0	41.1	46.1
0900	477	18	424	0	19	6	2	0	1	0	6	1	0	9	1.9	0	0	0	0	39.9	45.4
1000	552	24	493	3	20	8	3	0	0	0	0	1	0	10	1.8	2	0.4	1	0.2	39	43.9
1100	628	18	575	0	20	3	7	0	2	0	1	1	1	13	2.1	1	0.2	0	0	37.1	42.8
1200	669	15	612	6	22	5	2	0	1	2	3	1	0	7	1	2	0.3	1	0.1	36.7	41.8
1300	776	14	721	5	17	8	2	0	2	1	3	1	2	6	0.8	3	0.4	2	0.3	36.9	41.8
1400	661	14	617	1	17	5	1	0	0	2	3	0	1	5	0.8	1	0.2	0	0	37.1	42.1
1500	664	13	615	4	20	5	3	0	0	2	1	0	1	4	0.6	1	0.2	0	0	38.4	42.5
1600	621	13	569	4	25	5	2	0	0	1	2	0	0	3	0.5	1	0.2	0	0	38.3	42.8
1700	685	9	642	4	17	9	1	1	1	0	1	0	0	11	1.6	5	0.7	0	0	38.6	43.2
1800	628	10	562	3	25	13	4	2	5	2	2	0	0	7	1.1	1	0.2	1	0.2	37.7	42.1
1900	501	7	448	5	20	13	2	1	1	2	2	0	0	4	0.8	1	0.2	0	0	38.3	42.8
2000	404	8	364	2	20	7	0	0	0	0	2	0	1	5	1.2	1	0.2	0	0	39.1	43.2
2100	279	5	252	1	13	4	0	0	1	1	2	0	0	8	2.9	1	0.4	1	0.4	40	43.9
2200	183	6	161	1	8	5	0	0	1	0	1	0	0	7	3.8	0	0	0	0	40.1	44.6
2300	129	3	106	0	15	3	1	0	1	0	0	0	0	6	4.7	0	0	0	0	40.8	45.7
07-19	6891	160	6302	31	226	81	30	3	12	12	24	5	5	89	1.3	18	0.3	5	0.1	38.1	43.2
06-22	8308	182	7564	39	289	113	33	4	15	16	42	5	6	115	1.4	28	0.3	8	0.1	38.2	43.2
06-00	8620	191	7831	40	312	121	34	4	17	16	43	5	6	128	1.5	28	0.3	8	0.1	38.3	43.2
00-00	9181	195	8339	44	332	139	35	5	17	16	48	5	6	160	1.7	37	0.4	10	0.1	38.5	43.6

Site A
Location R131, north of the Roundabout
Direction Northbound

7352 / Ringsend
April 2017
Automatic Traffic Count

Sunday, 02 April 2017

Time	Total	Speed Bins (km/h)																											
		0 - 5	5 - 10	10 - 15	15 - 20	20 - 25	25 - 30	30 - 35	35 - 40	40 - 45	45 - 50	50 - 55	55 - 60	60 - 65	65 - 70	70 - 75	75 - 80	80 - 85	85 - 90	90 - 95	95 - 100	100 - 105	105 - 110	110 - 115	115 - 120	120 - 125	125 - 130	130 - 135	135 - 140
0000	170	0	0	0	1	6	8	31	54	45	20	4	1	0	0	0	0	0	0	0	0	0	0	0	0	0	0	0	0
0100	100	0	0	0	1	0	2	3	28	55	9	2	0	0	0	0	0	0	0	0	0	0	0	0	0	0	0	0	0
0200	47	0	0	0	0	1	1	1	14	16	9	4	1	0	0	0	0	0	0	0	0	0	0	0	0	0	0	0	0
0300	50	0	0	0	1	0	0	0	4	19	19	7	0	0	0	0	0	0	0	0	0	0	0	0	0	0	0	0	0
0400	71	0	0	0	0	0	0	7	13	34	14	2	1	0	0	0	0	0	0	0	0	0	0	0	0	0	0	0	0
0500	123	0	0	0	0	0	0	10	12	46	45	4	4	2	0	0	0	0	0	0	0	0	0	0	0	0	0	0	0
0600	233	0	0	0	1	8	34	34	56	64	27	2	5	0	0	0	1	0	0	0	0	0	0	0	1	0	0	0	0
0700	284	0	0	0	0	7	13	30	64	124	42	3	1	0	0	0	0	0	0	0	0	0	0	0	0	0	0	0	0
0800	246	0	0	0	1	3	11	15	62	102	42	10	0	0	0	0	0	0	0	0	0	0	0	0	0	0	0	0	0
0900	477	0	0	0	6	13	14	56	129	172	78	9	0	0	0	0	0	0	0	0	0	0	0	0	0	0	0	0	0
1000	552	0	0	0	5	15	15	56	242	157	52	8	1	1	0	0	0	0	0	0	0	0	0	0	0	0	0	0	0
1100	628	0	0	0	6	19	63	122	200	169	36	12	1	0	0	0	0	0	0	0	0	0	0	0	0	0	0	0	0
1200	669	0	0	2	5	23	48	154	246	155	29	5	1	0	1	0	0	0	0	0	0	0	0	0	0	0	0	0	0
1300	776	0	0	3	7	23	53	160	301	187	36	3	1	2	0	0	0	0	0	0	0	0	0	0	0	0	0	0	0
1400	661	0	0	0	5	15	36	159	261	145	35	4	1	0	0	0	0	0	0	0	0	0	0	0	0	0	0	0	0
1500	664	0	0	0	4	5	22	97	292	203	37	3	1	0	0	0	0	0	0	0	0	0	0	0	0	0	0	0	0
1600	621	0	0	1	0	7	12	120	264	167	47	2	1	0	0	0	0	0	0	0	0	0	0	0	0	0	0	0	0
1700	685	0	0	0	3	1	27	126	257	196	64	6	5	0	0	0	0	0	0	0	0	0	0	0	0	0	0	0	0
1800	628	0	0	0	4	8	35	110	281	151	32	6	0	1	0	0	0	0	0	0	0	0	0	0	0	0	0	0	0
1900	501	0	0	0	0	2	21	99	188	154	33	3	1	0	0	0	0	0	0	0	0	0	0	0	0	0	0	0	0
2000	404	0	0	0	0	4	14	40	181	130	30	4	1	0	0	0	0	0	0	0	0	0	0	0	0	0	0	0	0
2100	279	0	0	0	0	0	1	33	111	106	20	7	0	0	1	0	0	0	0	0	0	0	0	0	0	0	0	0	0
2200	183	0	0	0	0	0	6	15	71	65	19	7	0	0	0	0	0	0	0	0	0	0	0	0	0	0	0	0	0
2300	129	0	0	0	0	1	2	9	44	50	17	6	0	0	0	0	0	0	0	0	0	0	0	0	0	0	0	0	0
07-19	6891	0	0	6	46	139	349	1205	2599	1928	530	71	13	4	1	0	0	0	0	0	0	0	0	0	0	0	0	0	0
06-22	8308	0	0	6	47	153	419	1411	3135	2382	640	87	20	4	2	0	1	0	0	0	0	0	0	0	1	0	0	0	0
06-00	8620	0	0	6	47	154	427	1435	3250	2497	676	100	20	4	2	0	1	0	0	0	0	0	0	0	1	0	0	0	0
00-00	9181	0	0	6	50	161	438	1487	3375	2712	792	123	27	6	2	0	1	0	0	0	0	0	0	0	1	0	0	0	0

Site A
Location R131, north of the Roundabout
Direction Northbound

7352 / Ringsend
April 2017
Automatic Traffic Count

Monday, 03 April 2017

Time	Total	Classification												>PSL	>PSL%	>SL1	>SL1%	>SL2	>SL2%	Mean	Vpp
		1	2	3	4	5	6	7	8	9	10	11	12	50	50	55	55	60	60		85
		MCL	SV	SVT	TB2	TB3	T4	ART3	ART4	ART5	ART6	BD	DRT			+5kph	+5kph	+10kph	+10kph		
0000	79	2	69	0	5	2	0	0	0	0	1	0	0	10	12.7	1	1.3	0	0	41.6	47.9
0100	44	2	33	0	5	1	1	0	1	0	1	0	0	1	2.3	0	0	0	0	40.1	45
0200	25	0	16	0	2	3	0	1	0	1	2	0	0	1	4	0	0	0	0	41.7	45.7
0300	34	2	25	0	5	0	1	0	0	1	0	0	0	3	8.8	1	2.9	0	0	39.8	47.5
0400	134	2	116	1	10	2	0	0	0	3	0	0	0	14	10.4	2	1.5	0	0	43.6	48.6
0500	410	5	334	1	14	16	3	1	6	14	14	1	1	13	3.2	4	1	2	0.5	37.9	45.7
0600	554	8	463	3	23	16	6	0	5	10	17	2	1	7	1.3	4	0.7	1	0.2	35	41.8
0700	1089	18	996	6	18	8	8	1	3	9	12	6	4	9	0.8	9	0.8	9	0.8	29.2	35.3
0800	1077	16	1017	5	12	7	4	2	1	4	4	2	3	0	0	0	0	0	0	28.6	37.1
0900	972	13	847	8	42	28	10	2	1	2	17	1	1	3	0.3	1	0.1	0	0	32.6	38.5
1000	769	7	656	4	33	20	16	2	3	9	13	2	4	0	0	0	0	0	0	32.9	39.6
1100	889	10	755	5	52	20	12	0	1	10	18	5	1	0	0	0	0	0	0	31.3	37.1
1200	877	5	774	1	41	13	6	0	3	12	15	2	5	3	0.3	3	0.3	3	0.3	32.8	39.2
1300	954	11	809	14	45	19	18	4	5	14	13	0	2	0	0	0	0	0	0	27.9	36
1400	935	7	792	6	51	26	11	0	8	9	20	1	4	6	0.6	3	0.3	3	0.3	30.7	38.2
1500	1176	8	1035	10	49	22	11	3	3	7	22	2	4	3	0.3	3	0.3	3	0.3	27.2	35.3
1600	1367	19	1229	10	38	22	16	2	2	5	18	3	3	10	0.7	10	0.7	10	0.7	21.6	27.7
1700	1319	35	1160	8	42	33	12	2	3	8	14	0	2	0	0	0	0	0	0	24.6	28.1
1800	1326	17	1234	9	30	9	9	1	2	0	7	2	6	0	0	0	0	0	0	22	26.6
1900	1070	13	977	15	17	23	14	0	1	1	4	4	1	0	0	0	0	0	0	19.2	24.8
2000	514	14	455	5	13	15	4	1	1	4	2	0	0	2	0.4	0	0	0	0	32.9	38.5
2100	408	4	362	2	15	14	2	2	3	3	1	0	0	0	0	0	0	0	0	33.6	40
2200	568	10	521	7	6	10	7	2	1	0	3	1	0	4	0.7	3	0.5	0	0	23.9	32.4
2300	227	4	194	1	13	7	0	1	1	3	3	0	0	3	1.3	0	0	0	0	34.3	40.3
07-19	12750	166	11304	86	453	227	133	19	35	89	173	26	39	34	0.3	29	0.2	28	0.2	27.8	36
06-22	15296	205	13561	111	521	295	159	22	45	107	197	32	41	43	0.3	33	0.2	29	0.2	27.8	36.4
06-00	16091	219	14276	119	540	312	166	25	47	110	203	33	41	50	0.3	36	0.2	29	0.2	27.7	36.4
00-00	16817	232	14869	121	581	336	171	27	54	129	221	34	42	92	0.5	44	0.3	31	0.2	28.3	37.1

Site A
Location R131, north of the Roundabout
Direction Northbound

7352 / Ringsend
April 2017
Automatic Traffic Count

Monday, 03 April 2017

Time	Total	Speed Bins (km/h)																											
		0 - 5	5 - 10	10 - 15	15 - 20	20 - 25	25 - 30	30 - 35	35 - 40	40 - 45	45 - 50	50 - 55	55 - 60	60 - 65	65 - 70	70 - 75	75 - 80	80 - 85	85 - 90	90 - 95	95 - 100	100 - 105	105 - 110	110 - 115	115 - 120	120 - 125	125 - 130	130 - 135	135 - 140
0000	79	0	0	0	0	1	1	12	20	24	11	9	1	0	0	0	0	0	0	0	0	0	0	0	0	0	0	0	0
0100	44	0	0	0	0	1	2	4	14	15	7	1	0	0	0	0	0	0	0	0	0	0	0	0	0	0	0	0	0
0200	25	0	0	0	0	1	0	1	4	13	5	1	0	0	0	0	0	0	0	0	0	0	0	0	0	0	0	0	0
0300	34	0	0	0	0	1	2	5	10	8	5	2	1	0	0	0	0	0	0	0	0	0	0	0	0	0	0	0	0
0400	134	0	0	0	0	0	0	4	28	53	35	12	2	0	0	0	0	0	0	0	0	0	0	0	0	0	0	0	0
0500	410	0	0	0	2	18	51	75	93	90	68	9	2	1	0	1	0	0	0	0	0	0	0	0	0	0	0	0	0
0600	554	0	2	7	16	24	64	142	165	97	30	3	3	1	0	0	0	0	0	0	0	0	0	0	0	0	0	0	0
0700	1089	0	3	11	71	228	297	298	143	25	4	0	0	0	0	0	9	0	0	0	0	0	0	0	0	0	0	0	0
0800	1077	0	3	16	89	206	373	170	172	46	2	0	0	0	0	0	0	0	0	0	0	0	0	0	0	0	0	0	0
0900	972	0	1	6	40	78	155	312	288	77	12	2	1	0	0	0	0	0	0	0	0	0	0	0	0	0	0	0	0
1000	769	0	1	13	10	49	171	216	203	91	15	0	0	0	0	0	0	0	0	0	0	0	0	0	0	0	0	0	0
1100	889	0	0	8	6	107	233	308	158	57	12	0	0	0	0	0	0	0	0	0	0	0	0	0	0	0	0	0	0
1200	877	0	0	0	7	71	216	260	227	86	7	0	0	0	3	0	0	0	0	0	0	0	0	0	0	0	0	0	0
1300	954	0	2	58	151	106	189	256	165	23	4	0	0	0	0	0	0	0	0	0	0	0	0	0	0	0	0	0	0
1400	935	0	0	24	52	154	190	249	187	65	8	3	0	0	0	0	0	0	0	0	0	0	0	0	3	0	0	0	0
1500	1176	0	1	57	208	203	313	213	125	46	7	0	0	0	0	0	0	0	1	0	0	0	0	0	0	0	0	0	2
1600	1367	1	15	225	392	365	229	79	46	4	1	0	0	5	4	0	0	0	0	0	0	1	0	0	0	0	0	0	0
1700	1319	0	1	6	136	556	519	93	8	0	0	0	0	0	0	0	0	0	0	0	0	0	0	0	0	0	0	0	0
1800	1326	0	16	62	357	537	325	24	5	0	0	0	0	0	0	0	0	0	0	0	0	0	0	0	0	0	0	0	0
1900	1070	0	11	268	421	213	77	57	19	4	0	0	0	0	0	0	0	0	0	0	0	0	0	0	0	0	0	0	0
2000	514	0	0	2	0	30	113	199	123	40	5	2	0	0	0	0	0	0	0	0	0	0	0	0	0	0	0	0	0
2100	408	0	0	3	2	42	48	130	121	53	9	0	0	0	0	0	0	0	0	0	0	0	0	0	0	0	0	0	0
2200	568	0	2	55	153	135	96	76	36	10	1	1	3	0	0	0	0	0	0	0	0	0	0	0	0	0	0	0	0
2300	227	0	0	1	3	17	37	59	70	30	7	3	0	0	0	0	0	0	0	0	0	0	0	0	0	0	0	0	0
07-19	12750	1	43	486	1519	2660	3210	2478	1727	520	72	5	1	5	7	0	9	0	1	0	0	1	0	0	3	0	0	0	2
06-22	15296	1	56	766	1958	2969	3512	3006	2155	714	116	10	4	6	7	0	9	0	1	0	0	1	0	0	3	0	0	0	2
06-00	16091	1	58	822	2114	3121	3645	3141	2261	754	124	14	7	6	7	0	9	0	1	0	0	1	0	0	3	0	0	0	2
00-00	16817	1	58	822	2116	3143	3701	3242	2430	957	255	48	13	7	7	1	9	0	1	0	0	1	0	0	3	0	0	0	2

Site A
Location R131, north of the Roundabout
Direction Northbound

7352 / Ringsend
April 2017
Automatic Traffic Count

Tuesday, 04 April 2017

Time	Total	Classification												>PSL	>PSL%	>SL1	>SL1%	>SL2	>SL2%	Mean	Vpp
		1	2	3	4	5	6	7	8	9	10	11	12	50	50	55	55	60	60		85
		MCL	SV	SVT	TB2	TB3	T4	ART3	ART4	ART5	ART6	BD	DRT			+5kph	+5kph	+10kph	+10kph		
0000	95	1	79	3	6	3	0	0	0	1	2	0	0	2	2.1	0	0	0	0	38.1	42.8
0100	63	0	53	0	1	3	2	0	0	2	2	0	0	4	6.3	2	3.2	0	0	40.6	46.1
0200	21	0	15	0	2	0	1	0	1	1	1	0	0	2	9.5	1	4.8	1	4.8	42.6	48.2
0300	32	3	21	0	3	1	1	1	0	1	0	1	0	3	9.4	1	3.1	0	0	42.9	47.2
0400	151	0	130	1	8	1	0	0	2	4	5	0	0	12	7.9	3	2	0	0	42.1	47.5
0500	407	6	354	2	8	6	2	1	1	2	20	4	1	13	3.2	5	1.2	0	0	37.5	43.6
0600	704	6	654	3	12	7	3	1	0	4	10	3	1	10	1.4	1	0.1	0	0	34.8	40.7
0700	1126	11	1085	3	7	4	4	0	1	1	9	1	0	8	0.7	6	0.5	6	0.5	30.2	36.4
0800	1107	21	1038	5	17	9	4	1	0	3	6	1	2	5	0.5	3	0.3	2	0.2	27.6	34.9
0900	1021	18	922	5	37	17	6	1	3	5	4	1	2	1	0.1	1	0.1	1	0.1	29.5	37.1
1000	871	6	736	6	58	17	20	0	1	10	7	3	7	1	0.1	1	0.1	1	0.1	31.4	38.2
1100	924	18	791	6	46	14	9	1	4	9	21	5	0	1	0.1	1	0.1	0	0	28.5	37.4
1200	906	12	775	7	51	16	5	2	3	6	23	3	3	0	0	0	0	0	0	31.8	38.9
1300	947	10	802	6	50	23	14	2	5	16	11	4	4	9	1	5	0.5	5	0.5	28	37.8
1400	1054	14	881	6	68	21	17	2	11	12	17	2	3	9	0.9	8	0.8	7	0.7	30.3	37.4
1500	1209	19	1030	15	63	13	23	4	5	9	21	3	4	1	0.1	0	0	0	0	24.1	32
1600	1385	23	1220	9	55	22	18	1	3	7	17	1	9	11	0.8	11	0.8	3	0.2	24	32
1700	1315	34	1144	19	53	12	22	4	2	3	12	3	7	5	0.4	2	0.2	0	0	22.8	31.7
1800	1148	42	989	21	39	13	10	3	5	5	12	3	6	14	1.2	9	0.8	4	0.3	27.8	37.1
1900	771	27	684	6	27	16	3	1	2	1	3	0	1	9	1.2	1	0.1	1	0.1	36.7	42.8
2000	465	21	403	4	20	7	2	0	1	0	7	0	0	12	2.6	3	0.6	2	0.4	37.8	43.6
2100	401	4	373	0	12	5	4	1	1	0	1	0	0	7	1.7	1	0.2	1	0.2	39.3	43.6
2200	264	4	238	0	10	6	0	0	2	2	2	0	0	6	2.3	0	0	0	0	39.7	43.6
2300	134	4	111	0	10	5	1	1	0	0	2	0	0	3	2.2	1	0.7	0	0	40.4	45
07-19	13013	228	11413	108	544	181	152	21	43	86	160	30	47	65	0.5	47	0.4	29	0.2	27.6	36.4
06-22	15354	286	13527	121	615	216	164	24	47	91	181	33	49	103	0.7	53	0.3	33	0.2	29	38.2
06-00	15752	294	13876	121	635	227	165	25	49	93	185	33	49	112	0.7	54	0.3	33	0.2	29.3	38.5
00-00	16521	304	14528	127	663	241	171	27	53	104	215	38	50	148	0.9	66	0.4	34	0.2	29.8	38.9

Site A
Location R131, north of the Roundabout
Direction Northbound

7352 / Ringsend
April 2017
Automatic Traffic Count

Tuesday, 04 April 2017

Time	Total	Speed Bins (km/h)																											
		0 - 5	5 - 10	10 - 15	15 - 20	20 - 25	25 - 30	30 - 35	35 - 40	40 - 45	45 - 50	50 - 55	55 - 60	60 - 65	65 - 70	70 - 75	75 - 80	80 - 85	85 - 90	90 - 95	95 - 100	100 - 105	105 - 110	110 - 115	115 - 120	120 - 125	125 - 130	130 - 135	135 - 140
0000	95	0	0	0	0	4	3	17	32	28	9	2	0	0	0	0	0	0	0	0	0	0	0	0	0	0	0	0	0
0100	63	0	0	0	1	1	7	6	7	18	19	2	2	0	0	0	0	0	0	0	0	0	0	0	0	0	0	0	0
0200	21	0	0	0	0	0	1	2	4	7	5	1	0	1	0	0	0	0	0	0	0	0	0	0	0	0	0	0	0
0300	32	0	0	0	1	0	0	1	6	15	6	2	1	0	0	0	0	0	0	0	0	0	0	0	0	0	0	0	0
0400	151	0	0	0	0	0	2	17	32	59	29	9	3	0	0	0	0	0	0	0	0	0	0	0	0	0	0	0	0
0500	407	0	0	3	0	6	52	81	108	108	36	8	5	0	0	0	0	0	0	0	0	0	0	0	0	0	0	0	0
0600	704	0	0	1	8	27	106	232	193	100	27	9	1	0	0	0	0	0	0	0	0	0	0	0	0	0	0	0	0
0700	1126	0	2	27	80	168	221	373	198	46	3	2	0	0	5	0	0	0	0	0	0	1	0	0	0	0	0	0	0
0800	1107	0	4	75	116	200	275	275	125	26	6	2	1	0	0	0	0	0	0	0	2	0	0	0	0	0	0	0	0
0900	1021	0	20	65	56	126	186	320	169	66	12	0	0	0	0	0	1	0	0	0	0	0	0	0	0	0	0	0	0
1000	871	0	0	5	88	90	132	220	252	63	20	0	0	1	0	0	0	0	0	0	0	0	0	0	0	0	0	0	0
1100	924	0	7	65	130	92	167	231	166	58	7	0	1	0	0	0	0	0	0	0	0	0	0	0	0	0	0	0	0
1200	906	0	0	18	28	99	206	256	190	98	11	0	0	0	0	0	0	0	0	0	0	0	0	0	0	0	0	0	0
1300	947	0	32	50	147	109	229	152	136	61	22	4	0	3	0	0	2	0	0	0	0	0	0	0	0	0	0	0	0
1400	1054	0	1	18	93	141	290	240	178	76	8	1	1	0	1	1	0	0	0	0	0	5	0	0	0	0	0	0	0
1500	1209	0	16	127	269	293	235	143	100	17	8	1	0	0	0	0	0	0	0	0	0	0	0	0	0	0	0	0	0
1600	1385	0	1	91	424	327	263	169	84	14	1	0	8	0	0	0	1	0	0	0	0	0	0	0	0	0	0	2	0
1700	1315	0	4	198	338	359	168	157	67	15	4	3	2	0	0	0	0	0	0	0	0	0	0	0	0	0	0	0	0
1800	1148	0	4	70	198	197	208	219	171	49	18	5	5	1	0	0	0	0	0	0	3	0	0	0	0	0	0	0	0
1900	771	0	0	0	8	41	69	149	250	190	55	8	0	0	1	0	0	0	0	0	0	0	0	0	0	0	0	0	0
2000	465	0	0	0	6	10	38	81	164	122	32	9	1	2	0	0	0	0	0	0	0	0	0	0	0	0	0	0	0
2100	401	0	0	0	0	5	12	48	161	131	37	6	0	0	1	0	0	0	0	0	0	0	0	0	0	0	0	0	0
2200	264	0	0	0	0	0	5	22	123	85	23	6	0	0	0	0	0	0	0	0	0	0	0	0	0	0	0	0	0
2300	134	0	0	0	1	0	5	10	44	52	19	2	1	0	0	0	0	0	0	0	0	0	0	0	0	0	0	0	0
07-19	13013	0	91	809	1967	2201	2580	2755	1836	589	120	18	18	5	6	1	4	0	0	0	5	6	0	0	0	0	0	2	0
06-22	15354	0	91	810	1989	2284	2805	3265	2604	1132	271	50	20	7	8	1	4	0	0	0	5	6	0	0	0	0	0	2	0
06-00	15752	0	91	810	1990	2284	2815	3297	2771	1269	313	58	21	7	8	1	4	0	0	0	5	6	0	0	0	0	0	2	0
00-00	16521	0	91	813	1992	2295	2880	3421	2960	1504	417	82	32	8	8	1	4	0	0	0	5	6	0	0	0	0	0	2	0

Site A
Location R131, north of the Roundabout
Direction Northbound

7352 / Ringsend
April 2017
Automatic Traffic Count

Wednesday, 05 April 2017

Time	Total	Classification												>PSL	>PSL%	>SL1	>SL1%	>SL2	>SL2%	Mean	Vpp
		1	2	3	4	5	6	7	8	9	10	11	12	50	50	55	55	60	60		85
		MCL	SV	SVT	TB2	TB3	T4	ART3	ART4	ART5	ART6	BD	DRT			+5kph	+5kph	+10kph	+10kph		
0000	71	3	59	1	5	3	0	0	0	0	0	0	0	3	4.2	2	2.8	0	0	39.5	45.4
0100	44	1	38	0	3	0	0	1	0	1	0	0	0	4	9.1	1	2.3	0	0	41.7	47.2
0200	22	0	15	0	3	3	0	0	0	1	0	0	0	2	9.1	1	4.5	0	0	42	47.2
0300	58	3	39	0	6	5	2	0	1	1	1	0	0	5	8.6	1	1.7	0	0	41.7	47.9
0400	131	1	113	0	8	0	0	1	1	3	4	0	0	11	8.4	5	3.8	1	0.8	41.6	47.2
0500	373	7	319	1	14	3	3	1	5	6	12	1	1	12	3.2	2	0.5	1	0.3	38.3	45
0600	711	10	642	7	18	3	6	0	1	8	14	2	0	14	2	5	0.7	4	0.6	34.3	41.8
0700	1023	16	953	4	16	5	5	1	2	10	9	1	1	15	1.5	14	1.4	14	1.4	29.6	36.7
0800	1117	17	1046	9	10	15	4	1	3	4	7	1	0	6	0.5	6	0.5	6	0.5	29.3	35.6
0900	1022	6	927	8	51	4	8	0	2	4	6	1	5	8	0.8	0	0	0	0	28.9	36.4
1000	761	4	639	3	71	8	9	0	6	15	4	0	2	3	0.4	0	0	0	0	30.9	36
1100	942	8	828	2	59	8	10	2	7	12	6	0	0	1	0.1	1	0.1	0	0	25	33.8
1200	1011	5	858	5	74	8	15	3	4	15	17	2	5	3	0.3	0	0	0	0	30.6	37.1
1300	1015	3	886	3	64	5	14	2	9	18	8	2	1	13	1.3	10	1	10	1	30	37.4
1400	1028	5	861	8	98	6	11	0	7	14	16	0	2	2	0.2	0	0	0	0	29.4	37.1
1500	1275	12	1104	7	104	1	6	3	9	14	10	2	3	4	0.3	3	0.2	3	0.2	25.2	33.8
1600	1194	3	1051	14	78	8	12	1	4	11	8	1	3	5	0.4	5	0.4	4	0.3	22	25.6
1700	1149	5	1015	11	88	5	7	4	2	2	6	2	2	8	0.7	8	0.7	7	0.6	23.8	31.3
1800	1182	3	1073	12	65	2	3	3	4	7	9	1	0	2	0.2	0	0	0	0	26.1	34.9
1900	661	0	595	7	49	2	1	0	1	3	2	0	1	21	3.2	5	0.8	0	0	39.1	45
2000	416	1	370	2	33	4	1	0	1	2	2	0	0	19	4.6	0	0	0	0	40.7	46.4
2100	357	0	312	2	36	5	0	0	1	1	0	0	0	32	9	6	1.7	1	0.3	42.7	47.5
2200	227	1	202	1	16	4	1	0	1	1	0	0	0	21	9.3	1	0.4	0	0	43.1	48.2
2300	163	0	138	0	18	2	0	0	1	3	1	0	0	21	12.9	6	3.7	3	1.8	43.5	49.3
07-19	12719	87	11241	86	778	75	104	20	59	126	106	13	24	70	0.6	47	0.4	44	0.3	27.4	35.6
06-22	14864	98	13160	104	914	89	112	20	63	140	124	15	25	156	1	63	0.4	49	0.3	29	38.2
06-00	15254	99	13500	105	948	95	113	20	65	144	125	15	25	198	1.3	70	0.5	52	0.3	29.3	38.9
00-00	15953	114	14083	107	987	109	118	23	72	156	142	16	26	235	1.5	82	0.5	54	0.3	29.8	39.6

Site A
Location R131, north of the Roundabout
Direction Northbound

7352 / Ringsend
April 2017
Automatic Traffic Count

Wednesday, 05 April 2017

Time	Total	Speed Bins (km/h)																											
		0 - 5	5 - 10	10 - 15	15 - 20	20 - 25	25 - 30	30 - 35	35 - 40	40 - 45	45 - 50	50 - 55	55 - 60	60 - 65	65 - 70	70 - 75	75 - 80	80 - 85	85 - 90	90 - 95	95 - 100	100 - 105	105 - 110	110 - 115	115 - 120	120 - 125	125 - 130	130 - 135	135 - 140
0000	71	0	0	0	1	2	0	15	24	16	10	1	2	0	0	0	0	0	0	0	0	0	0	0	0	0	0	0	0
0100	44	0	0	0	0	1	0	3	16	13	7	3	1	0	0	0	0	0	0	0	0	0	0	0	0	0	0	0	0
0200	22	0	0	0	0	0	0	1	7	10	2	1	1	0	0	0	0	0	0	0	0	0	0	0	0	0	0	0	0
0300	58	0	0	0	1	0	1	8	11	20	12	4	1	0	0	0	0	0	0	0	0	0	0	0	0	0	0	0	0
0400	131	0	0	1	1	1	3	11	35	40	28	6	4	0	1	0	0	0	0	0	0	0	0	0	0	0	0	0	0
0500	373	0	0	0	1	3	48	53	94	115	47	10	1	1	0	0	0	0	0	0	0	0	0	0	0	0	0	0	0
0600	711	0	0	1	13	57	153	186	147	112	28	9	1	0	0	0	0	0	0	4	0	0	0	0	0	0	0	0	0
0700	1023	2	5	35	71	159	303	193	191	40	9	1	0	0	5	6	0	0	0	0	0	0	0	0	3	0	0	0	0
0800	1117	0	3	26	100	160	348	271	153	42	8	0	0	0	0	0	0	0	0	0	6	0	0	0	0	0	0	0	0
0900	1022	0	0	5	119	199	225	246	176	38	6	8	0	0	0	0	0	0	0	0	0	0	0	0	0	0	0	0	0
1000	761	0	0	2	13	88	224	279	108	33	11	3	0	0	0	0	0	0	0	0	0	0	0	0	0	0	0	0	0
1100	942	0	2	64	262	173	162	162	71	36	9	0	1	0	0	0	0	0	0	0	0	0	0	0	0	0	0	0	0
1200	1011	0	0	12	55	145	238	305	185	59	9	3	0	0	0	0	0	0	0	0	0	0	0	0	0	0	0	0	0
1300	1015	0	0	55	65	130	263	208	211	60	10	3	0	0	0	8	0	0	0	0	1	0	0	0	1	0	0	0	0
1400	1028	0	0	15	95	172	303	207	159	60	15	2	0	0	0	0	0	0	0	0	0	0	0	0	0	0	0	0	0
1500	1275	0	0	51	382	307	193	174	98	54	12	1	0	0	0	0	0	0	0	0	0	0	3	0	0	0	0	0	0
1600	1194	0	1	93	392	476	137	51	28	8	3	0	1	0	0	0	0	0	0	0	0	0	0	0	0	0	0	0	4
1700	1149	0	1	113	260	390	190	79	69	30	9	0	1	5	0	0	0	2	0	0	0	0	0	0	0	0	0	0	0
1800	1182	1	1	57	244	302	179	219	125	48	4	2	0	0	0	0	0	0	0	0	0	0	0	0	0	0	0	0	0
1900	661	0	0	0	0	11	33	122	192	194	88	16	5	0	0	0	0	0	0	0	0	0	0	0	0	0	0	0	0
2000	416	0	0	0	7	0	7	38	131	143	71	19	0	0	0	0	0	0	0	0	0	0	0	0	0	0	0	0	0
2100	357	0	0	0	0	0	7	16	75	157	70	26	5	0	1	0	0	0	0	0	0	0	0	0	0	0	0	0	0
2200	227	0	0	1	0	1	1	13	43	79	68	20	1	0	0	0	0	0	0	0	0	0	0	0	0	0	0	0	0
2300	163	0	0	0	0	0	0	5	38	62	37	15	3	3	0	0	0	0	0	0	0	0	0	0	0	0	0	0	0
07-19	12719	3	13	528	2058	2701	2765	2394	1574	508	105	23	3	5	5	14	0	2	0	0	7	0	3	0	4	0	0	0	4
06-22	14864	3	13	529	2078	2769	2965	2756	2119	1114	362	93	14	5	6	14	0	2	0	4	7	0	3	0	4	0	0	0	4
06-00	15254	3	13	530	2078	2770	2966	2774	2200	1255	467	128	18	8	6	14	0	2	0	4	7	0	3	0	4	0	0	0	4
00-00	15953	3	13	531	2082	2777	3018	2865	2387	1469	573	153	28	9	7	14	0	2	0	4	7	0	3	0	4	0	0	0	4

Site A
Location R131, north of the Roundabout
Direction Northbound

7352 / Ringsend
April 2017
Automatic Traffic Count

Thursday, 06 April 2017

Time	Total	Classification												>PSL	>PSL%	>SL1	>SL1%	>SL2	>SL2%	Mean	Vpp
		1	2	3	4	5	6	7	8	9	10	11	12	50	50	55	55	60	60		85
		MCL	SV	SVT	TB2	TB3	T4	ART3	ART4	ART5	ART6	BD	DRT			+5kph	+5kph	+10kph	+10kph		
0000	61	0	44	2	10	2	0	0	1	1	1	0	0	7	11.5	1	1.6	1	1.6	43.9	48.6
0100	43	0	31	1	8	1	0	0	1	1	0	0	0	5	11.6	2	4.7	0	0	42.6	48.6
0200	28	0	20	1	6	0	0	0	1	0	0	0	0	2	7.1	0	0	0	0	43.2	46.1
0300	40	1	31	1	3	2	0	0	2	0	0	0	0	10	25	0	0	0	0	44.7	51.5
0400	132	1	106	1	17	0	0	0	4	2	1	0	0	34	25.8	10	7.6	1	0.8	46.3	52.2
0500	301	2	237	1	31	6	0	0	5	12	7	0	0	40	13.3	7	2.3	2	0.7	41.8	49
0600	490	4	409	1	40	4	3	0	4	14	9	1	1	20	4.1	2	0.4	1	0.2	37.1	45
0700	795	4	721	6	42	5	2	0	1	7	5	1	1	1	0.1	0	0	0	0	30.5	36.4
0800	909	6	842	7	38	5	2	0	4	4	0	1	0	5	0.6	0	0	0	0	29.3	35.6
0900	793	5	681	4	75	4	1	0	3	11	7	0	2	5	0.6	0	0	0	0	33.6	41
1000	852	6	707	7	79	8	1	1	12	19	8	2	2	7	0.8	2	0.2	0	0	35.3	40.7
1100	904	5	736	11	100	5	4	0	12	20	6	3	2	2	0.2	0	0	0	0	32.3	41
1200	994	5	840	14	85	9	6	0	6	17	4	5	3	2	0.2	1	0.1	0	0	30.4	38.2
1300	950	6	778	11	100	8	7	3	4	22	8	1	2	6	0.6	3	0.3	2	0.2	32.6	38.9
1400	1014	5	856	11	105	9	4	0	8	10	5	0	1	2	0.2	0	0	0	0	30.3	38.2
1500	1023	8	879	9	84	4	7	1	10	11	9	0	1	7	0.7	7	0.7	7	0.7	23.8	28.8
1600	1070	5	937	12	72	8	8	8	5	3	9	1	2	1	0.1	1	0.1	1	0.1	23.4	28.1
1700	1029	2	935	11	60	1	5	1	3	5	2	2	2	1	0.1	0	0	0	0	25.7	31.7
1800	871	3	806	14	36	4	0	2	2	2	2	0	0	0	0	0	0	0	0	21.3	24.8
1900	753	0	683	3	61	1	1	0	1	2	0	0	1	8	1.1	5	0.7	5	0.7	29.3	39.2
2000	430	0	364	3	54	5	0	0	1	1	2	0	0	4	0.9	0	0	0	0	37.8	43.2
2100	319	0	289	1	26	3	0	0	0	0	0	0	0	4	1.3	2	0.6	1	0.3	36.4	42.1
2200	277	0	243	2	29	1	0	0	2	0	0	0	0	2	0.7	0	0	0	0	30.5	37.1
2300	145	1	108	1	30	0	0	0	3	2	0	0	0	2	1.4	1	0.7	0	0	37.9	43.2
07-19	11204	60	9718	117	876	70	47	16	70	131	65	16	18	39	0.3	14	0.1	10	0.1	28.8	37.4
06-22	13196	64	11463	125	1057	83	51	16	76	148	76	17	20	75	0.6	23	0.2	17	0.1	29.6	38.5
06-00	13618	65	11814	128	1116	84	51	16	81	150	76	17	20	79	0.6	24	0.2	17	0.1	29.7	38.5
00-00	14223	69	12283	135	1191	95	51	16	95	166	85	17	20	177	1.2	44	0.3	21	0.1	30.3	39.6

Site A
Location R131, north of the Roundabout
Direction Northbound

7352 / Ringsend
April 2017
Automatic Traffic Count

Thursday, 06 April 2017

Time	Total	Speed Bins (km/h)																											
		0 - 5	5 - 10	10 - 15	15 - 20	20 - 25	25 - 30	30 - 35	35 - 40	40 - 45	45 - 50	50 - 55	55 - 60	60 - 65	65 - 70	70 - 75	75 - 80	80 - 85	85 - 90	90 - 95	95 - 100	100 - 105	105 - 110	110 - 115	115 - 120	120 - 125	125 - 130	130 - 135	135 - 140
0000	61	0	0	0	0	0	0	1	11	27	15	6	0	1	0	0	0	0	0	0	0	0	0	0	0	0	0	0	0
0100	43	0	0	0	0	0	0	7	6	15	10	3	2	0	0	0	0	0	0	0	0	0	0	0	0	0	0	0	0
0200	28	0	0	0	0	1	0	0	6	12	7	2	0	0	0	0	0	0	0	0	0	0	0	0	0	0	0	0	0
0300	40	0	0	0	0	0	3	1	5	10	11	10	0	0	0	0	0	0	0	0	0	0	0	0	0	0	0	0	0
0400	132	0	0	0	0	0	0	5	12	43	38	24	9	0	1	0	0	0	0	0	0	0	0	0	0	0	0	0	0
0500	301	0	0	0	0	6	18	45	38	70	84	33	5	2	0	0	0	0	0	0	0	0	0	0	0	0	0	0	0
0600	490	0	0	0	3	8	64	153	91	97	54	18	1	1	0	0	0	0	0	0	0	0	0	0	0	0	0	0	0
0700	795	0	2	0	30	157	189	218	137	50	11	1	0	0	0	0	0	0	0	0	0	0	0	0	0	0	0	0	0
0800	909	0	0	11	67	144	301	214	119	45	3	5	0	0	0	0	0	0	0	0	0	0	0	0	0	0	0	0	0
0900	793	0	0	13	22	75	119	218	190	124	27	5	0	0	0	0	0	0	0	0	0	0	0	0	0	0	0	0	0
1000	852	0	0	3	3	27	96	302	247	127	40	5	2	0	0	0	0	0	0	0	0	0	0	0	0	0	0	0	0
1100	904	0	0	1	42	149	165	199	172	136	38	2	0	0	0	0	0	0	0	0	0	0	0	0	0	0	0	0	0
1200	994	0	0	10	44	227	218	193	224	63	13	1	1	0	0	0	0	0	0	0	0	0	0	0	0	0	0	0	0
1300	950	0	0	3	39	108	151	308	231	82	22	3	1	0	0	0	0	0	2	0	0	0	0	0	0	0	0	0	0
1400	1014	0	0	7	82	211	179	229	199	88	17	2	0	0	0	0	0	0	0	0	0	0	0	0	0	0	0	0	0
1500	1023	0	2	24	218	466	195	72	22	12	5	0	0	6	0	0	0	0	0	0	0	0	1	0	0	0	0	0	0
1600	1070	0	0	8	255	473	245	70	12	2	4	0	0	0	0	1	0	0	0	0	0	0	0	0	0	0	0	0	0
1700	1029	0	0	5	127	416	259	145	56	17	3	1	0	0	0	0	0	0	0	0	0	0	0	0	0	0	0	0	0
1800	871	0	0	7	369	348	132	12	3	0	0	0	0	0	0	0	0	0	0	0	0	0	0	0	0	0	0	0	0
1900	753	0	0	3	99	243	72	102	134	74	18	3	0	5	0	0	0	0	0	0	0	0	0	0	0	0	0	0	0
2000	430	0	0	0	0	4	33	85	161	108	35	4	0	0	0	0	0	0	0	0	0	0	0	0	0	0	0	0	0
2100	319	0	0	0	1	11	30	93	110	56	14	2	1	1	0	0	0	0	0	0	0	0	0	0	0	0	0	0	0
2200	277	0	0	0	7	40	86	82	44	14	2	2	0	0	0	0	0	0	0	0	0	0	0	0	0	0	0	0	0
2300	145	0	0	0	0	4	9	29	52	35	14	1	1	0	0	0	0	0	0	0	0	0	0	0	0	0	0	0	0
07-19	11204	0	4	92	1298	2801	2249	2180	1612	746	183	25	4	6	0	1	0	0	2	0	0	0	1	0	0	0	0	0	0
06-22	13196	0	4	95	1401	3067	2448	2613	2108	1081	304	52	6	13	0	1	0	0	2	0	0	0	1	0	0	0	0	0	0
06-00	13618	0	4	95	1408	3111	2543	2724	2204	1130	320	55	7	13	0	1	0	0	2	0	0	0	1	0	0	0	0	0	0
00-00	14223	0	4	95	1408	3118	2564	2783	2282	1307	485	133	23	16	1	1	0	0	2	0	0	0	1	0	0	0	0	0	0

Site A
Location R131, north of the Roundabout
Direction Northbound

7352 / Ringsend
April 2017
Automatic Traffic Count

Friday, 07 April 2017

Time	Total	Classification												>PSL	>PSL%	>SL1	>SL1%	>SL2	>SL2%	Mean	Vpp
		1	2	3	4	5	6	7	8	9	10	11	12	50	50	55	55	60	60		85
		MCL	SV	SVT	TB2	TB3	T4	ART3	ART4	ART5	ART6	BD	DRT			+5kph	+5kph	+10kph	+10kph		
0000	71	0	59	0	12	0	0	0	0	0	0	0	0	8	11.3	2	2.8	1	1.4	41.7	47.9
0100	38	0	28	0	9	0	0	0	0	1	0	0	0	7	18.4	0	0	0	0	44.6	50.4
0200	20	0	13	1	5	0	0	0	1	0	0	0	0	3	15	1	5	0	0	42.2	49.3
0300	24	0	14	0	8	1	0	0	0	1	0	0	0	5	20.8	3	12.5	1	4.2	43.9	51.8
0400	87	0	60	0	14	0	0	1	7	4	1	0	0	13	14.9	5	5.7	2	2.3	43.7	49.7
0500	172	4	100	1	34	1	0	0	8	14	8	1	1	11	6.4	3	1.7	1	0.6	38.1	45
0600	385	7	293	1	39	6	0	0	5	16	16	1	1	12	3.1	1	0.3	0	0	35.2	41.4
0700	713	7	645	4	36	3	1	0	3	7	5	1	1	8	1.1	3	0.4	1	0.1	31.4	37.8
0800	594	7	527	4	37	1	1	0	2	10	3	1	1	1	0.2	0	0	0	0	32.6	38.9
0900	637	6	535	8	62	3	4	0	4	13	2	0	0	3	0.5	0	0	0	0	33.5	39.6
1000	654	10	565	5	50	4	1	0	5	10	2	1	1	15	2.3	11	1.7	10	1.5	34.4	40.3
1100	714	5	575	6	84	6	6	0	6	15	4	2	5	7	1	1	0.1	0	0	33.1	39.6
1200	660	7	566	3	51	4	2	1	8	13	2	1	2	3	0.5	1	0.2	0	0	31.3	38.2
1300	528	4	450	7	35	5	10	1	2	5	7	0	2	0	0	0	0	0	0	27.1	34.2
1400	504	7	432	4	40	2	2	1	3	10	2	0	1	4	0.8	4	0.8	4	0.8	28.3	35.3
1500	377	11	325	4	26	4	2	0	1	1	3	0	0	0	0	0	0	0	0	23.4	27.4
1600	268	4	246	1	13	2	1	0	0	0	0	1	0	0	0	0	0	0	0	25.3	29.9
1700	650	1	589	2	46	1	3	0	2	3	2	1	0	0	0	0	0	0	0	30.7	36.7
1800	650	0	585	1	54	2	1	1	1	2	3	0	0	2	0.3	1	0.2	0	0	31.5	38.5
1900	678	1	610	3	53	2	3	1	2	1	1	0	1	4	0.6	1	0.1	0	0	30.7	37.8
2000	360	0	326	0	34	0	0	0	0	0	0	0	0	6	1.7	2	0.6	2	0.6	36.1	41.4
2100	225	0	193	0	25	4	0	0	1	2	0	0	0	8	3.6	1	0.4	1	0.4	38.4	42.8
2200	218	0	198	0	20	0	0	0	0	0	0	0	0	3	1.4	1	0.5	1	0.5	34.6	41
2300	85	0	69	0	11	1	0	1	3	0	0	0	0	0	0	0	0	0	0	34.9	41
07-19	6949	69	6040	49	534	37	34	4	37	89	35	8	13	43	0.6	21	0.3	15	0.2	30.9	37.8
06-22	8597	77	7462	53	685	49	37	5	45	108	52	9	15	73	0.8	26	0.3	18	0.2	31.5	38.5
06-00	8900	77	7729	53	716	50	37	6	48	108	52	9	15	76	0.9	27	0.3	19	0.2	31.6	38.5
00-00	9312	81	8003	55	798	52	37	7	64	128	61	10	16	123	1.3	41	0.4	24	0.3	32	39.2

Site A
Location R131, north of the Roundabout
Direction Northbound

7352 / Ringsend
April 2017
Automatic Traffic Count

Friday, 07 April 2017

Time	Total	Speed Bins (km/h)																											
		0 - 5	5 - 10	10 - 15	15 - 20	20 - 25	25 - 30	30 - 35	35 - 40	40 - 45	45 - 50	50 - 55	55 - 60	60 - 65	65 - 70	70 - 75	75 - 80	80 - 85	85 - 90	90 - 95	95 - 100	100 - 105	105 - 110	110 - 115	115 - 120	120 - 125	125 - 130	130 - 135	135 - 140
0000	71	0	0	0	0	0	1	10	12	29	11	6	1	1	0	0	0	0	0	0	0	0	0	0	0	0	0	0	0
0100	38	0	0	0	0	0	1	2	9	5	14	7	0	0	0	0	0	0	0	0	0	0	0	0	0	0	0	0	0
0200	20	0	0	0	0	0	1	4	2	7	3	2	1	0	0	0	0	0	0	0	0	0	0	0	0	0	0	0	0
0300	24	0	0	0	0	0	1	1	5	7	5	2	2	1	0	0	0	0	0	0	0	0	0	0	0	0	0	0	0
0400	87	0	0	0	0	0	0	4	22	30	18	8	3	2	0	0	0	0	0	0	0	0	0	0	0	0	0	0	0
0500	172	0	0	0	0	0	19	54	34	38	16	8	2	1	0	0	0	0	0	0	0	0	0	0	0	0	0	0	0
0600	385	0	0	0	0	8	80	111	117	27	30	11	1	0	0	0	0	0	0	0	0	0	0	0	0	0	0	0	0
0700	713	0	2	0	15	138	141	196	148	46	19	5	2	1	0	0	0	0	0	0	0	0	0	0	0	0	0	0	0
0800	594	0	0	0	13	44	159	164	149	53	11	1	0	0	0	0	0	0	0	0	0	0	0	0	0	0	0	0	0
0900	637	0	0	0	6	44	119	220	158	64	23	3	0	0	0	0	0	0	0	0	0	0	0	0	0	0	0	0	0
1000	654	0	1	0	17	66	109	141	188	98	19	4	1	7	0	0	0	0	0	0	0	3	0	0	0	0	0	0	0
1100	714	0	0	0	9	102	124	200	183	66	23	6	1	0	0	0	0	0	0	0	0	0	0	0	0	0	0	0	0
1200	660	0	0	0	9	103	179	169	147	36	14	2	1	0	0	0	0	0	0	0	0	0	0	0	0	0	0	0	0
1300	528	0	0	3	38	202	136	82	42	21	4	0	0	0	0	0	0	0	0	0	0	0	0	0	0	0	0	0	0
1400	504	0	0	3	24	180	107	103	67	11	5	0	0	2	0	0	0	0	0	0	0	2	0	0	0	0	0	0	0
1500	377	0	0	5	49	220	96	7	0	0	0	0	0	0	0	0	0	0	0	0	0	0	0	0	0	0	0	0	0
1600	268	0	0	1	22	122	80	27	14	2	0	0	0	0	0	0	0	0	0	0	0	0	0	0	0	0	0	0	0
1700	650	0	2	1	9	100	184	184	136	31	3	0	0	0	0	0	0	0	0	0	0	0	0	0	0	0	0	0	0
1800	650	0	0	1	59	84	94	183	163	56	8	1	1	0	0	0	0	0	0	0	0	0	0	0	0	0	0	0	0
1900	678	0	0	0	18	139	168	169	135	34	11	3	1	0	0	0	0	0	0	0	0	0	0	0	0	0	0	0	0
2000	360	0	0	0	1	2	26	147	108	60	10	4	0	0	2	0	0	0	0	0	0	0	0	0	0	0	0	0	0
2100	225	0	0	0	0	1	9	51	79	63	14	7	0	1	0	0	0	0	0	0	0	0	0	0	0	0	0	0	0
2200	218	0	0	0	1	7	41	65	61	34	6	2	0	1	0	0	0	0	0	0	0	0	0	0	0	0	0	0	0
2300	85	0	0	2	0	6	11	20	30	14	2	0	0	0	0	0	0	0	0	0	0	0	0	0	0	0	0	0	0
07-19	6949	0	5	14	270	1405	1528	1676	1395	484	129	22	6	10	0	0	0	0	0	0	0	5	0	0	0	0	0	0	0
06-22	8597	0	5	14	289	1555	1811	2154	1834	668	194	47	8	11	2	0	0	0	0	0	0	5	0	0	0	0	0	0	0
06-00	8900	0	5	16	290	1568	1863	2239	1925	716	202	49	8	12	2	0	0	0	0	0	0	5	0	0	0	0	0	0	0
00-00	9312	0	5	16	290	1568	1886	2314	2009	832	269	82	17	17	2	0	0	0	0	0	0	5	0	0	0	0	0	0	0

Site A
Location R131, north of the Roundabout
Direction Northbound

7352 / Ringsend
April 2017
Automatic Traffic Count

Virtual Day (7)

Time	Total	Classification												>PSL	>PSL%	>SL1	>SL1%	>SL2	>SL2%	Mean	Vpp
		1	2	3	4	5	6	7	8	9	10	11	12	50	50	55	55	60	60		85
		MCL	SV	SVT	TB2	TB3	T4	ART3	ART4	ART5	ART6	BD	DRT			+5kph	+5kph	+10kph	+10kph		
0000	103	1	89	1	7	3	0	0	0	0	1	0	0	6	5.6	1	1.1	0	0.3	40.2	46.1
0100	63	1	54	0	5	1	1	0	0	1	1	0	0	4	7	1	1.4	0	0.2	41.4	46.8
0200	29	0	23	0	3	1	0	0	0	1	1	0	0	3	9.2	1	2.4	0	0.5	42.5	47.9
0300	41	2	31	0	4	2	1	0	0	1	0	0	0	6	13.9	1	3.1	0	0.3	43	49.3
0400	115	1	96	0	9	2	0	0	2	2	2	0	0	14	11.8	4	3.5	1	0.5	43	49
0500	289	4	235	1	17	6	1	0	4	8	10	1	1	15	5.3	4	1.4	1	0.4	39	46.1
0600	485	6	418	2	23	7	3	0	2	8	12	2	1	11	2.3	3	0.6	1	0.2	35.6	42.5
0700	770	9	709	3	23	5	3	0	2	6	6	1	1	8	1.1	5	0.6	4	0.6	31.2	38.5
0800	805	12	740	5	24	8	4	1	2	5	4	1	1	5	0.6	2	0.2	1	0.2	30.5	38.5
0900	787	11	693	5	45	10	5	0	2	6	7	1	2	5	0.6	0	0.1	0	0	32.7	40.3
1000	731	10	624	4	50	10	8	1	4	10	5	1	3	6	0.9	2	0.3	2	0.2	34	40.7
1100	813	10	698	5	57	9	7	1	5	10	8	2	1	6	0.8	3	0.3	2	0.2	31.5	40
1200	830	9	720	6	52	9	6	1	4	10	10	2	3	3	0.4	1	0.1	1	0.1	32.6	39.6
1300	845	8	734	7	48	11	10	2	4	12	8	1	2	5	0.6	3	0.4	3	0.3	31	38.9
1400	834	9	719	5	57	11	7	0	5	8	9	0	2	4	0.5	2	0.3	2	0.2	31.1	38.9
1500	933	11	817	8	56	8	8	2	4	7	10	1	2	3	0.4	2	0.2	2	0.2	27.5	37.4
1600	953	10	851	8	44	11	9	2	2	4	8	1	3	5	0.5	4	0.4	3	0.3	25.2	34.2
1700	1032	13	926	10	48	10	8	2	2	3	6	1	2	4	0.3	2	0.2	1	0.1	25.8	34.2
1800	988	13	894	12	41	8	5	2	3	3	6	1	2	4	0.4	2	0.2	1	0.1	25.8	35.6
1900	757	9	681	8	37	10	4	1	1	2	3	1	1	8	1.1	3	0.4	2	0.3	29.3	40.3
2000	435	7	383	3	30	6	1	0	1	1	2	0	0	7	1.6	1	0.2	1	0.1	36.2	42.5
2100	319	2	285	1	19	6	1	0	1	1	1	0	0	8	2.6	2	0.5	1	0.2	37.9	43.6
2200	303	3	273	2	15	5	1	0	1	1	1	0	0	6	2	1	0.2	0	0	30.7	41.8
2300	186	2	156	1	16	5	1	0	1	1	1	0	0	5	2.7	1	0.6	0	0.2	34.5	43.2
07-19	10321	125	9123	79	547	110	80	13	39	82	87	14	23	59	0.6	29	0.3	21	0.2	29.6	38.5
06-22	12316	149	10890	92	656	139	89	15	44	95	106	17	24	94	0.8	38	0.3	25	0.2	30.3	39.2
06-00	12805	154	11320	95	687	149	91	15	46	96	109	17	24	105	0.8	39	0.3	26	0.2	30.4	39.2
00-00	13446	164	11848	99	732	164	94	17	54	109	123	18	25	152	1.1	51	0.4	28	0.2	30.8	40

Site A
Location R131, north of the Roundabout
Direction Northbound

7352 / Ringsend
April 2017
Automatic Traffic Count

Virtual Day (7)

Time	Total	Speed Bins (km/h)																											
		0 - 5	5 - 10	10 - 15	15 - 20	20 - 25	25 - 30	30 - 35	35 - 40	40 - 45	45 - 50	50 - 55	55 - 60	60 - 65	65 - 70	70 - 75	75 - 80	80 - 85	85 - 90	90 - 95	95 - 100	100 - 105	105 - 110	110 - 115	115 - 120	120 - 125	125 - 130	130 - 135	135 - 140
0000	103	0	0	0	0	2	3	14	29	34	15	5	1	0	0	0	0	0	0	0	0	0	0	0	0	0	0	0	0
0100	63	0	0	0	0	1	2	4	15	25	12	4	1	0	0	0	0	0	0	0	0	0	0	0	0	0	0	0	0
0200	29	0	0	0	0	1	0	1	6	12	6	2	1	0	0	0	0	0	0	0	0	0	0	0	0	0	0	0	0
0300	41	0	0	0	0	0	1	3	7	13	11	4	1	0	0	0	0	0	0	0	0	0	0	0	0	0	0	0	0
0400	115	0	0	0	0	0	2	8	23	41	26	10	3	0	0	0	0	0	0	0	0	0	0	0	0	0	0	0	0
0500	289	0	0	0	0	7	29	50	63	78	47	11	3	1	0	0	0	0	0	0	0	0	0	0	0	0	0	0	0
0600	485	0	0	1	6	22	76	131	120	85	32	8	2	0	0	0	0	0	0	1	0	0	0	0	0	0	0	0	0
0700	770	0	2	10	38	123	168	194	144	62	18	4	1	0	1	1	1	0	0	0	0	0	0	0	0	0	0	0	0
0800	805	0	2	18	56	111	215	177	142	64	15	3	1	0	0	0	0	0	0	0	1	0	0	0	0	0	0	0	0
0900	787	0	3	13	36	79	124	218	186	97	27	4	0	0	0	0	0	0	0	0	0	0	0	0	0	0	0	0	0
1000	731	0	0	4	21	50	116	193	208	103	28	4	1	1	0	0	0	0	0	0	0	0	0	0	0	0	0	0	0
1100	813	0	1	20	66	98	140	195	166	97	24	3	1	0	0	1	0	0	0	0	1	0	0	0	0	0	0	0	0
1200	830	0	0	6	24	100	165	212	207	95	18	2	1	0	1	0	0	0	0	0	0	0	0	0	0	0	0	0	0
1300	845	0	5	25	66	105	155	197	195	76	16	2	0	1	0	1	0	0	0	0	0	0	0	0	0	0	0	0	0
1400	834	0	0	10	53	132	173	197	174	75	14	2	0	0	0	0	0	0	0	0	0	1	0	0	0	0	0	0	0
1500	933	0	3	38	167	219	165	128	133	62	13	1	0	1	0	0	0	0	0	0	0	0	1	0	0	0	0	0	0
1600	953	0	2	60	215	273	168	104	81	36	9	0	2	1	1	0	0	0	0	0	0	0	0	0	0	0	0	0	1
1700	1032	0	1	55	167	322	218	124	87	41	12	1	1	1	0	0	0	0	0	0	0	0	0	0	0	0	0	0	0
1800	988	0	5	37	223	278	166	114	109	44	9	2	1	0	0	0	0	0	0	0	0	0	0	0	0	0	0	0	0
1900	757	0	5	56	117	122	85	108	133	93	29	5	1	1	0	0	1	0	0	0	0	0	0	0	0	0	0	0	0
2000	435	0	0	0	3	14	58	104	135	87	26	6	0	0	0	0	0	0	0	0	0	0	0	0	0	0	0	0	0
2100	319	0	0	1	0	10	19	65	105	86	24	7	1	0	0	0	0	0	0	0	0	0	0	0	0	0	0	0	0
2200	303	0	6	20	36	32	40	46	58	41	17	5	1	0	0	0	0	0	0	0	0	0	0	0	0	0	0	0	0
2300	186	0	0	6	10	17	19	35	44	36	14	4	1	0	0	0	0	0	0	0	0	0	0	0	0	0	0	0	0
07-19	10321	1	25	297	1132	1890	1975	2054	1832	853	203	30	8	5	3	3	2	0	0	0	2	2	1	0	1	0	0	0	1
06-22	12316	1	31	356	1259	2057	2213	2463	2325	1204	314	56	12	7	4	3	3	0	0	1	2	2	1	0	1	0	0	0	1
06-00	12805	1	37	381	1305	2107	2272	2544	2427	1281	345	66	14	8	4	3	3	0	0	1	2	2	1	0	1	0	0	0	1
00-00	13446	1	37	382	1307	2118	2310	2624	2570	1485	461	101	23	10	4	3	3	0	0	1	2	2	1	0	1	0	0	0	1

Site A
Location R131, north of the Roundabout
Direction Northbound

7352 / Ringsend
April 2017
Automatic Traffic Count

Virtual Week (1)

Time	Total	Classification												>PSL	>PSL%	>SL1	>SL1%	>SL2	>SL2%	Mean	Vpp
		1	2	3	4	5	6	7	8	9	10	11	12	50	50	55	55	60	60		85
		MCL	SV	SVT	TB2	TB3	T4	ART3	ART4	ART5	ART6	BD	DRT			+5kph	+5kph	+10kph	+10kph		
Mon	16817	232	14869	121	581	336	171	27	54	129	221	34	42	92	0.5	44	0.3	31	0.2	28.3	37.1
Tue	16521	304	14528	127	663	241	171	27	53	104	215	38	50	148	0.9	66	0.4	34	0.2	29.8	38.9
Wed	15953	114	14083	107	987	109	118	23	72	156	142	16	26	235	1.5	82	0.5	54	0.3	29.8	39.6
Thu	14223	69	12283	135	1191	95	51	16	95	166	85	17	20	177	1.2	44	0.3	21	0.1	30.3	39.6
Fri	9312	81	8003	55	798	52	37	7	64	128	61	10	16	123	1.3	41	0.4	24	0.3	32	39.2
| Sat	12115	150	10832	105	573	173	75	11	21	65	89	5	16	132	1.1	46	0.4	24	0.2	31.2	40.7
| Sun	9181	195	8339	44	332	139	35	5	17	16	48	5	6	160	1.7	37	0.4	10	0.1	38.5	43.6
5 Day Ave.	14565	160	12753	109	844	167	110	20	68	137	145	23	31	155	1.1	55	0.4	33	0.2	30.0	38.9
7 Day Ave.	13446	164	11848	99	732	164	94	17	54	109	123	18	25	152	1.1	51	0.4	28	0.2	30.8	40.0
--	94122	1145	82937	694	5125	1145	658	116	376	764	861	125	176	1067	1.1	360	0.4	198	0.2	30.8	40.0

Summary Graphs

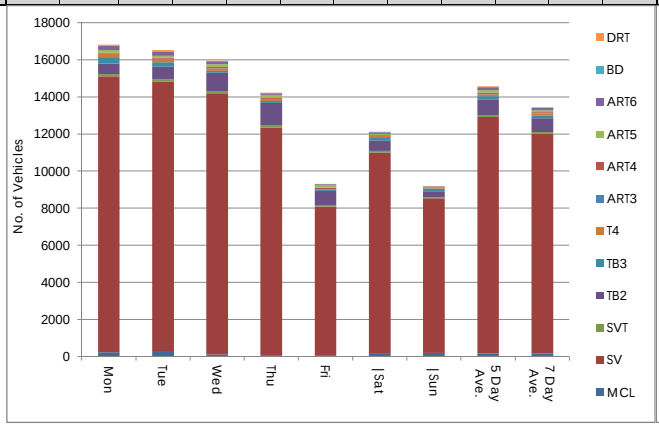

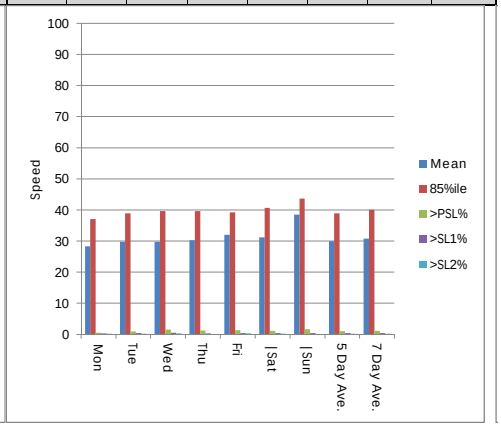

Site A
Location R131, north of the Roundabout
Direction Northbound

7352 / Ringsend
April 2017
Automatic Traffic Count

Virtual Week (1)

Time	Total	Speed Bins (km/h)																											
		0 - 5	5 - 10	10 - 15	15 - 20	20 - 25	25 - 30	30 - 35	35 - 40	40 - 45	45 - 50	50 - 55	55 - 60	60 - 65	65 - 70	70 - 75	75 - 80	80 - 85	85 - 90	90 - 95	95 - 100	100 - 105	105 - 110	110 - 115	115 - 120	120 - 125	125 - 130	130 - 135	135 - 140
Mon	16817	1	58	822	2116	3143	3701	3242	2430	957	255	48	13	7	7	1	9	0	1	0	0	1	0	0	3	0	0	0	2
Tue	16521	0	91	813	1992	2295	2880	3421	2960	1504	417	82	32	8	8	1	4	0	0	0	5	6	0	0	0	0	0	2	0
Wed	15953	3	13	531	2082	2777	3018	2865	2387	1469	573	153	28	9	7	14	0	2	0	4	7	0	3	0	4	0	0	0	4
Thu	14223	0	4	95	1408	3118	2564	2783	2282	1307	485	133	23	16	1	1	0	0	2	0	0	0	1	0	0	0	0	0	0
Fri	9312	0	5	16	290	1568	1886	2314	2009	832	269	82	17	17	2	0	0	0	0	0	0	5	0	0	0	0	0	0	0
| Sat	12115	2	89	389	1208	1761	1681	2253	2548	1614	438	86	22	8	1	6	4	0	0	0	5	0	0	0	0	0	0	0	0
| Sun	9181	0	0	6	50	161	438	1487	3375	2712	792	123	27	6	2	0	1	0	0	0	0	0	0	0	1	0	0	0	0
5 Day Ave.	14565	1	34	455	1578	2580	2810	2925	2414	1214	400	100	23	11	5	3	3	0	1	1	2	2	1	0	1	0	0	0	1
7 Day Ave.	13446	1	37	382	1307	2118	2310	2624	2570	1485	461	101	23	10	4	3	3	0	0	1	2	2	1	0	1	0	0	0	1
--	94122	6	260	2672	9146	14823	16168	18365	17991	10395	3229	707	162	71	28	23	18	2	3	4	17	12	4	0	8	0	0	2	6

Summary Graphs

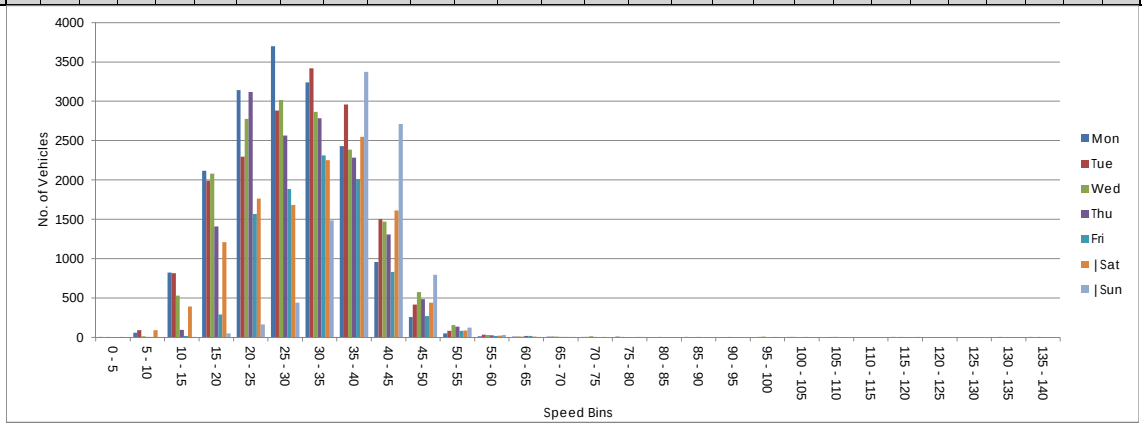

Site A
Location R131, north of the Roundabout
Direction Southbound

7352 / Ringsend
April 2017
Automatic Traffic Count

Saturday, 01 April 2017

Time	Total	Classification												>PSL	>PSL%	>SL1	>SL1%	>SL2	>SL2%	Mean	Vpp
		1	2	3	4	5	6	7	8	9	10	11	12	50	50	55	55	60	60		85
		MCL	SV	SVT	TB2	TB3	T4	ART3	ART4	ART5	ART6	BD	DRT			+5kph	+5kph	+10kph	+10kph		
0000	179	6	139	2	14	13	2	0	0	1	2	0	0	20	11.2	8	4.5	1	0.6	42.2	47.5
0100	61	2	48	0	3	2	4	0	0	1	1	0	0	14	23	8	13.1	1	1.6	44.3	53.3
0200	36	0	27	0	5	2	2	0	0	0	0	0	0	10	27.8	4	11.1	1	2.8	46.6	51.5
0300	36	0	27	0	4	1	1	0	0	2	1	0	0	6	16.7	4	11.1	0	0	43.4	50
0400	42	0	30	0	7	3	0	0	0	2	0	0	0	1	2.4	1	2.4	0	0	28.3	39.6
0500	147	3	80	1	20	6	6	0	1	20	9	1	0	9	6.1	3	2	1	0.7	35.7	45.4
0600	318	4	205	2	50	11	6	0	3	18	18	1	0	23	7.2	4	1.3	3	0.9	36.8	45.7
0700	342	11	217	3	50	26	14	0	3	7	9	1	1	58	17	23	6.7	9	2.6	42.7	50.4
0800	554	8	447	2	37	25	11	1	6	9	7	1	0	65	11.7	29	5.2	9	1.6	41.8	48.6
0900	686	16	573	3	31	30	16	1	1	4	7	2	2	67	9.8	26	3.8	13	1.9	40.2	47.5
1000	729	11	622	3	37	21	15	2	4	8	4	0	2	29	4	6	0.8	0	0	35.9	44.6
1100	854	21	738	6	33	19	12	3	7	4	6	2	3	36	4.2	10	1.2	5	0.6	35.4	45
1200	971	15	860	12	35	18	9	2	3	5	8	2	2	40	4.1	10	1	3	0.3	37.5	43.9
1300	1324	18	1201	12	35	17	14	5	5	2	10	2	3	28	2.1	9	0.7	4	0.3	33	41
1400	1257	10	1159	9	30	17	12	3	5	3	7	1	1	5	0.4	1	0.1	0	0	25.7	36
1500	618	12	542	3	20	26	3	2	3	3	3	0	1	24	3.9	15	2.4	8	1.3	38.5	44.3
1600	613	9	554	3	26	15	1	0	3	2	0	0	0	25	4.1	9	1.5	3	0.5	35.7	43.2
1700	790	14	738	2	24	8	3	0	0	1	0	0	0	4	0.5	4	0.5	1	0.1	28.3	34.6
1800	749	10	709	1	15	9	3	0	0	1	0	0	1	4	0.5	3	0.4	0	0	30.7	36
1900	640	9	599	2	18	12	0	0	0	0	0	0	0	4	0.6	4	0.6	4	0.6	29.8	35.3
2000	416	5	359	0	31	16	3	0	0	2	0	0	0	5	1.2	3	0.7	3	0.7	35.1	41.4
2100	195	7	165	0	11	9	2	0	0	0	1	0	0	1	0.5	1	0.5	1	0.5	33.8	39.2
2200	327	3	297	1	16	8	0	0	0	0	2	0	0	1	0.3	0	0	0	0	28.8	35.6
2300	448	2	415	1	19	7	2	0	0	2	0	0	0	1	0.2	1	0.2	0	0	27.9	33.8
07-19	9487	155	8360	59	373	231	113	19	40	49	61	11	16	385	4.1	145	1.5	55	0.6	34.3	43.6
06-22	11056	180	9688	63	483	279	124	19	43	69	80	12	16	418	3.8	157	1.4	66	0.6	34.1	43.2
06-00	11831	185	10400	65	518	294	126	19	43	71	82	12	16	420	3.5	158	1.3	66	0.6	33.7	42.8
00-00	12332	196	10751	68	571	321	141	19	44	97	95	13	16	480	3.9	186	1.5	70	0.6	34	43.2

Site A
Location R131, north of the Roundabout
Direction Southbound

7352 / Ringsend
April 2017
Automatic Traffic Count

Saturday, 01 April 2017

Time	Total	Speed Bins (km/h)																											
		0 - 5	5 - 10	10 - 15	15 - 20	20 - 25	25 - 30	30 - 35	35 - 40	40 - 45	45 - 50	50 - 55	55 - 60	60 - 65	65 - 70	70 - 75	75 - 80	80 - 85	85 - 90	90 - 95	95 - 100	100 - 105	105 - 110	110 - 115	115 - 120	120 - 125	125 - 130	130 - 135	135 - 140
0000	179	0	0	0	1	3	2	19	37	58	39	12	7	0	0	0	0	1	0	0	0	0	0	0	0	0	0	0	0
0100	61	0	0	0	1	1	1	4	7	23	10	6	7	1	0	0	0	0	0	0	0	0	0	0	0	0	0	0	0
0200	36	0	0	0	0	0	0	0	6	9	11	6	3	1	0	0	0	0	0	0	0	0	0	0	0	0	0	0	0
0300	36	0	0	0	0	1	0	3	6	11	9	2	4	0	0	0	0	0	0	0	0	0	0	0	0	0	0	0	0
0400	42	3	3	4	0	6	2	5	13	4	1	0	1	0	0	0	0	0	0	0	0	0	0	0	0	0	0	0	0
0500	147	0	0	1	5	15	34	13	22	26	22	6	2	1	0	0	0	0	0	0	0	0	0	0	0	0	0	0	0
0600	318	0	0	0	1	9	78	58	72	47	30	19	1	1	1	1	0	0	0	0	0	0	0	0	0	0	0	0	0
0700	342	0	0	0	0	4	14	35	73	84	74	35	14	6	3	0	0	0	0	0	0	0	0	0	0	0	0	0	0
0800	554	0	0	0	1	8	31	50	145	147	107	36	20	3	5	1	0	0	0	0	0	0	0	0	0	0	0	0	0
0900	686	0	0	2	4	11	53	83	228	155	83	41	13	2	1	1	0	0	8	0	1	0	0	0	0	0	0	0	0
1000	729	0	1	4	34	61	75	132	179	139	75	23	6	0	0	0	0	0	0	0	0	0	0	0	0	0	0	0	0
1100	854	1	3	27	53	66	72	116	213	174	93	26	5	5	0	0	0	0	0	0	0	0	0	0	0	0	0	0	0
1200	971	0	1	10	22	26	80	175	284	264	69	30	7	2	0	1	0	0	0	0	0	0	0	0	0	0	0	0	0
1300	1324	0	3	18	64	141	230	313	288	185	54	19	5	3	0	0	0	1	0	0	0	0	0	0	0	0	0	0	0
1400	1257	0	44	128	169	320	200	179	115	70	27	4	1	0	0	0	0	0	0	0	0	0	0	0	0	0	0	0	0
1500	618	0	1	2	9	22	41	94	173	197	55	9	7	4	0	2	0	1	0	0	0	0	1	0	0	0	0	0	0
1600	613	1	1	0	4	26	102	171	151	91	41	16	6	0	2	0	0	0	0	0	1	0	0	0	0	0	0	0	0
1700	790	1	4	9	86	161	188	228	82	20	7	0	3	1	0	0	0	0	0	0	0	0	0	0	0	0	0	0	0
1800	749	0	4	3	32	65	210	270	129	24	8	1	3	0	0	0	0	0	0	0	0	0	0	0	0	0	0	0	0
1900	640	3	3	1	30	109	160	227	93	7	3	0	0	0	0	0	4	0	0	0	0	0	0	0	0	0	0	0	0
2000	416	0	1	6	2	21	66	129	95	72	19	2	0	0	0	0	0	0	0	0	0	0	0	0	3	0	0	0	0
2100	195	0	0	3	5	11	27	55	75	14	4	0	0	0	1	0	0	0	0	0	0	0	0	0	0	0	0	0	0
2200	327	0	0	5	32	70	82	82	35	12	8	1	0	0	0	0	0	0	0	0	0	0	0	0	0	0	0	0	0
2300	448	1	1	5	32	107	149	104	35	9	4	0	1	0	0	0	0	0	0	0	0	0	0	0	0	0	0	0	0
07-19	9487	3	62	203	478	911	1296	1846	2060	1550	693	240	90	26	11	5	0	2	8	0	2	0	1	0	0	0	0	0	0
06-22	11056	6	66	213	516	1061	1627	2315	2395	1690	749	261	91	27	13	6	4	2	8	0	2	0	1	0	3	0	0	0	0
06-00	11831	7	67	223	580	1238	1858	2501	2465	1711	761	262	92	27	13	6	4	2	8	0	2	0	1	0	3	0	0	0	0
00-00	12332	10	70	228	587	1264	1897	2545	2556	1842	853	294	116	30	13	6	4	3	8	0	2	0	1	0	3	0	0	0	0

Site A
Location R131, north of the Roundabout
Direction Southbound

7352 / Ringsend
April 2017
Automatic Traffic Count

Sunday, 02 April 2017

Time	Total	Classification												>PSL	>PSL%	>SL1	>SL1%	>SL2	>SL2%	Mean	Vpp
		1	2	3	4	5	6	7	8	9	10	11	12	50	50	55	55	60	60		85
		MCL	SV	SVT	TB2	TB3	T4	ART3	ART4	ART5	ART6	BD	DRT			+5kph	+5kph	+10kph	+10kph		
0000	175	0	144	1	22	2	4	0	0	0	2	0	0	9	5.1	1	0.6	0	0	37.8	43.9
0100	80	2	64	0	6	8	0	0	0	0	0	0	0	15	18.8	4	5	0	0	42.8	50.8
0200	33	1	30	0	1	1	0	0	0	0	0	0	0	8	24.2	4	12.1	2	6.1	44.6	53.3
0300	28	0	25	0	1	0	1	1	0	0	0	0	0	11	39.3	4	14.3	2	7.1	46.8	54
0400	27	1	17	0	5	2	1	0	0	1	0	0	0	5	18.5	2	7.4	1	3.7	43.1	50.4
0500	52	1	44	0	2	3	0	0	0	0	2	0	0	12	23.1	6	11.5	3	5.8	43.7	51.8
0600	249	2	166	1	33	11	2	0	2	22	9	1	0	19	7.6	5	2	2	0.8	36.3	44.6
0700	200	5	145	1	25	9	3	1	0	7	4	0	0	45	22.5	24	12	6	3	43.6	52.2
0800	263	6	202	1	27	16	4	1	4	2	0	0	0	67	25.5	21	8	6	2.3	45.4	52.2
0900	452	14	366	2	21	27	7	1	4	4	4	0	2	72	15.9	27	6	4	0.9	43.6	50
1000	613	12	524	4	25	23	10	1	5	4	2	3	0	52	8.5	15	2.4	3	0.5	38.4	46.8
1100	596	31	490	5	22	31	5	1	1	2	4	1	3	29	4.9	10	1.7	7	1.2	38.7	45.7
1200	824	28	701	6	29	26	11	3	4	5	8	2	1	44	5.3	12	1.5	3	0.4	36.9	44.3
1300	844	34	741	6	19	20	7	3	5	2	5	1	1	24	2.8	12	1.4	8	0.9	37.5	42.8
1400	775	15	693	6	18	24	9	3	1	4	2	0	0	25	3.2	7	0.9	1	0.1	37.2	44.3
1500	711	14	624	5	19	28	16	1	1	1	0	0	2	45	6.3	17	2.4	4	0.6	38.7	45.4
1600	734	19	642	4	22	22	12	2	1	2	6	1	1	39	5.3	13	1.8	3	0.4	39	45.4
1700	688	13	596	4	31	18	13	2	3	2	3	2	1	42	6.1	21	3.1	14	2	38.2	46.1
1800	607	6	539	4	16	17	4	4	4	4	7	0	2	45	7.4	19	3.1	10	1.6	40.6	46.8
1900	566	11	476	3	24	24	12	3	5	3	4	0	1	41	7.2	12	2.1	2	0.4	41.1	46.8
2000	427	3	386	4	6	16	7	1	1	1	1	1	0	23	5.4	5	1.2	1	0.2	41	46.4
2100	315	6	273	2	9	10	4	2	1	4	3	1	0	21	6.7	15	4.8	8	2.5	42.2	47.2
2200	217	2	177	1	12	13	4	2	1	1	4	0	0	24	11.1	7	3.2	3	1.4	42.7	49
2300	164	3	133	0	16	6	4	0	1	1	0	0	0	29	17.7	10	6.1	1	0.6	44.1	50
07-19	7307	197	6263	48	274	261	101	23	33	39	45	10	13	529	7.2	198	2.7	69	0.9	39	46.4
06-22	8864	219	7564	58	346	322	126	29	42	69	62	13	14	633	7.1	235	2.7	82	0.9	39.3	46.4
06-00	9245	224	7874	59	374	341	134	31	44	71	66	13	14	686	7.4	252	2.7	86	0.9	39.4	46.4
00-00	9640	229	8198	60	411	357	140	32	44	72	70	13	14	746	7.7	273	2.8	94	1	39.5	46.8

Site A
Location R131, north of the Roundabout
Direction Southbound

7352 / Ringsend
April 2017
Automatic Traffic Count

Sunday, 02 April 2017

Time	Total	Speed Bins (km/h)																											
		0 - 5	5 - 10	10 - 15	15 - 20	20 - 25	25 - 30	30 - 35	35 - 40	40 - 45	45 - 50	50 - 55	55 - 60	60 - 65	65 - 70	70 - 75	75 - 80	80 - 85	85 - 90	90 - 95	95 - 100	100 - 105	105 - 110	110 - 115	115 - 120	120 - 125	125 - 130	130 - 135	135 - 140
0000	175	0	0	1	0	8	17	30	48	46	16	8	1	0	0	0	0	0	0	0	0	0	0	0	0	0	0	0	0
0100	80	0	0	0	1	0	2	4	22	23	13	11	4	0	0	0	0	0	0	0	0	0	0	0	0	0	0	0	0
0200	33	0	0	1	0	0	0	2	4	11	7	4	2	1	1	0	0	0	0	0	0	0	0	0	0	0	0	0	0
0300	28	0	0	0	0	0	0	2	3	9	3	7	2	1	1	0	0	0	0	0	0	0	0	0	0	0	0	0	0
0400	27	0	0	0	0	0	2	2	5	9	4	3	1	0	1	0	0	0	0	0	0	0	0	0	0	0	0	0	0
0500	52	0	0	0	0	1	1	2	10	23	3	6	3	3	0	0	0	0	0	0	0	0	0	0	0	0	0	0	0
0600	249	0	0	2	2	16	49	48	45	51	17	14	3	1	1	0	0	0	0	0	0	0	0	0	0	0	0	0	0
0700	200	0	0	0	2	5	7	11	45	42	43	21	18	3	3	0	0	0	0	0	0	0	0	0	0	0	0	0	0
0800	263	0	0	0	2	2	4	4	41	81	62	46	15	5	1	0	0	0	0	0	0	0	0	0	0	0	0	0	0
0900	452	0	0	0	1	7	17	23	72	139	121	45	23	4	0	0	0	0	0	0	0	0	0	0	0	0	0	0	0
1000	613	0	2	14	8	27	48	85	149	144	84	37	12	2	1	0	0	0	0	0	0	0	0	0	0	0	0	0	0
1100	596	0	3	0	10	36	51	67	139	172	89	19	3	3	0	2	0	0	0	0	0	2	0	0	0	0	0	0	0
1200	824	0	0	4	20	50	87	138	234	179	68	32	9	1	2	0	0	0	0	0	0	0	0	0	0	0	0	0	0
1300	844	0	0	0	15	24	81	166	269	202	63	12	4	3	2	0	0	0	0	0	0	3	0	0	0	0	0	0	0
1400	775	0	2	9	18	39	50	135	224	198	75	18	6	0	1	0	0	0	0	0	0	0	0	0	0	0	0	0	0
1500	711	0	0	5	13	19	37	129	198	183	82	28	13	3	1	0	0	0	0	0	0	0	0	0	0	0	0	0	0
1600	734	0	0	2	9	14	45	99	249	196	81	26	10	2	0	0	0	0	0	0	0	0	0	0	0	0	0	1	0
1700	688	0	1	8	21	33	60	105	180	149	89	21	7	2	2	0	0	2	5	0	0	0	0	0	0	0	3	0	0
1800	607	0	0	0	6	8	8	95	183	174	88	26	9	7	0	0	0	0	0	3	0	0	0	0	0	0	0	0	0
1900	566	0	0	0	3	3	21	51	159	200	88	29	10	2	0	0	0	0	0	0	0	0	0	0	0	0	0	0	0
2000	427	0	0	0	0	1	9	47	144	131	72	18	4	1	0	0	0	0	0	0	0	0	0	0	0	0	0	0	0
2100	315	0	0	0	0	0	3	33	97	101	60	6	7	1	2	2	0	0	2	0	0	0	0	0	0	0	1	0	0
2200	217	0	0	0	0	0	1	20	49	80	43	17	4	3	0	0	0	0	0	0	0	0	0	0	0	0	0	0	0
2300	164	0	0	0	0	0	3	9	33	49	41	19	9	1	0	0	0	0	0	0	0	0	0	0	0	0	0	0	0
07-19	7307	0	8	42	125	264	495	1057	1983	1859	945	331	129	35	13	2	0	2	5	3	0	5	0	0	0	0	3	1	0
06-22	8864	0	8	44	130	284	577	1236	2428	2342	1182	398	153	40	16	4	0	2	7	3	0	5	0	0	0	0	4	1	0
06-00	9245	0	8	44	130	284	581	1265	2510	2471	1266	434	166	44	16	4	0	2	7	3	0	5	0	0	0	0	4	1	0
00-00	9640	0	8	46	131	293	603	1307	2602	2592	1312	473	179	49	19	4	0	2	7	3	0	5	0	0	0	0	4	1	0

Site A
Location R131, north of the Roundabout
Direction Southbound

7352 / Ringsend
April 2017
Automatic Traffic Count

Monday, 03 April 2017

Time	Total	Classification												>PSL	>PSL%	>SL1	>SL1%	>SL2	>SL2%	Mean	Vpp
		1	2	3	4	5	6	7	8	9	10	11	12	50	50	55	55	60	60		85
		MCL	SV	SVT	TB2	TB3	T4	ART3	ART4	ART5	ART6	BD	DRT			+5kph	+5kph	+10kph	+10kph		
0000	181	2	146	2	17	3	3	0	1	2	3	2	0	23	12.7	9	5	2	1.1	42.7	49
0100	39	1	30	0	4	1	1	0	0	1	1	0	0	13	33.3	7	17.9	2	5.1	46.3	56.2
0200	21	2	12	0	4	1	0	0	1	1	0	0	0	2	9.5	2	9.5	0	0	41.3	47.5
0300	31	0	21	0	7	1	0	0	0	1	1	0	0	1	3.2	0	0	0	0	41.7	47.2
0400	70	0	36	1	12	5	1	0	2	5	7	1	0	6	8.6	3	4.3	2	2.9	41.1	47.2
0500	287	2	189	1	35	9	1	0	4	28	15	1	2	21	7.3	9	3.1	0	0	36.6	45.7
0600	775	21	584	3	77	19	12	0	7	19	22	5	6	42	5.4	16	2.1	9	1.2	34.5	44.3
0700	1610	32	1449	6	42	19	14	3	7	14	19	2	3	22	1.4	8	0.5	7	0.4	26.1	35.3
0800	1503	26	1359	5	49	18	20	0	10	3	7	6	0	23	1.5	13	0.9	13	0.9	24.8	33.8
0900	1101	30	921	8	52	20	23	4	6	9	18	3	7	25	2.3	5	0.5	3	0.3	31.6	41.4
1000	1010	13	836	6	68	20	16	3	9	12	19	3	5	18	1.8	2	0.2	0	0	33.3	42.1
1100	849	15	678	4	70	19	15	1	7	17	15	3	5	28	3.3	13	1.5	10	1.2	33.7	41.4
1200	893	13	745	4	60	21	8	1	8	13	13	5	2	15	1.7	4	0.4	3	0.3	35	42.5
1300	879	14	756	2	40	10	13	2	6	11	19	1	5	29	3.3	19	2.2	13	1.5	34.2	42.8
1400	863	13	717	4	61	20	9	2	5	12	11	5	4	25	2.9	8	0.9	4	0.5	34.3	42.1
1500	892	19	767	2	44	11	7	0	7	8	20	4	3	29	3.3	19	2.1	9	1	34.4	42.5
1600	937	24	860	3	27	4	7	0	1	4	7	0	0	7	0.7	5	0.5	3	0.3	29.1	38.9
1700	1139	38	1069	2	11	6	7	0	1	1	2	2	0	16	1.4	10	0.9	7	0.6	26.6	32.4
1800	1101	19	1052	6	7	9	4	0	1	0	2	1	0	11	1	9	0.8	9	0.8	27.8	32.8
1900	829	16	793	0	4	13	0	0	0	1	1	1	0	2	0.2	0	0	0	0	28.8	35.3
2000	537	9	501	1	5	17	0	0	1	0	3	0	0	4	0.7	1	0.2	1	0.2	33.3	38.5
2100	416	2	400	0	1	5	4	0	0	0	4	0	0	2	0.5	0	0	0	0	33.6	40
2200	701	6	660	1	3	23	2	0	0	0	5	1	0	3	0.4	3	0.4	0	0	25.4	32.4
2300	233	2	214	0	1	12	0	0	0	1	3	0	0	2	0.9	0	0	0	0	34.5	39.2
07-19	12777	256	11209	52	531	177	143	16	68	104	152	35	34	248	1.9	115	0.9	81	0.6	30.2	39.6
06-22	15334	304	13487	56	618	231	159	16	76	124	182	41	40	298	1.9	132	0.9	91	0.6	30.6	39.6
06-00	16268	312	14361	57	622	266	161	16	76	125	190	42	40	303	1.9	135	0.8	91	0.6	30.4	39.2
00-00	16897	319	14795	61	701	286	167	16	84	163	217	46	42	369	2.2	165	1	97	0.6	30.7	40

Site A
Location R131, north of the Roundabout
Direction Southbound

7352 / Ringsend
April 2017
Automatic Traffic Count

Monday, 03 April 2017

Time	Total	Speed Bins (km/h)																											
		0 - 5	5 - 10	10 - 15	15 - 20	20 - 25	25 - 30	30 - 35	35 - 40	40 - 45	45 - 50	50 - 55	55 - 60	60 - 65	65 - 70	70 - 75	75 - 80	80 - 85	85 - 90	90 - 95	95 - 100	100 - 105	105 - 110	110 - 115	115 - 120	120 - 125	125 - 130	130 - 135	135 - 140
0000	181	0	0	0	0	2	4	14	47	52	39	14	7	1	1	0	0	0	0	0	0	0	0	0	0	0	0	0	0
0100	39	0	0	0	0	0	1	2	6	11	6	6	5	1	1	0	0	0	0	0	0	0	0	0	0	0	0	0	0
0200	21	0	0	0	1	1	0	1	6	5	5	0	2	0	0	0	0	0	0	0	0	0	0	0	0	0	0	0	0
0300	31	0	0	0	0	0	0	2	9	11	8	1	0	0	0	0	0	0	0	0	0	0	0	0	0	0	0	0	0
0400	70	0	0	0	0	2	2	8	14	28	10	3	1	1	1	0	0	0	0	0	0	0	0	0	0	0	0	0	0
0500	287	0	0	0	4	23	61	40	52	53	33	12	9	0	0	0	0	0	0	0	0	0	0	0	0	0	0	0	0
0600	775	0	0	6	38	90	111	159	172	92	65	26	7	3	2	4	0	0	0	0	0	0	0	0	0	0	0	0	0
0700	1610	0	13	133	303	381	335	194	125	79	25	14	1	1	0	0	0	0	0	0	0	0	6	0	0	0	0	0	0
0800	1503	1	23	160	325	377	210	216	88	56	24	10	0	2	1	7	0	0	0	3	0	0	0	0	0	0	0	0	0
0900	1101	0	4	29	105	116	228	211	193	132	58	20	2	2	1	0	0	0	0	0	0	0	0	0	0	0	0	0	0
1000	1010	0	3	10	64	111	154	211	216	173	50	16	2	0	0	0	0	0	0	0	0	0	0	0	0	0	0	0	0
1100	849	0	1	8	32	84	120	248	189	117	22	15	3	7	0	0	2	0	0	1	0	0	0	0	0	0	0	0	0
1200	893	0	0	18	36	58	96	182	272	134	82	11	1	0	0	3	0	0	0	0	0	0	0	0	0	0	0	0	0
1300	879	3	2	8	47	81	129	200	199	125	56	10	6	0	3	3	7	0	0	0	0	0	0	0	0	0	0	0	0
1400	863	0	2	11	50	71	100	179	230	165	30	17	4	1	3	0	0	0	0	0	0	0	0	0	0	0	0	0	0
1500	892	1	8	11	20	80	145	226	194	118	60	10	10	0	3	0	0	3	0	0	0	0	0	0	0	0	3	0	0
1600	937	2	4	39	133	194	131	173	152	72	30	2	2	0	0	0	0	3	0	0	0	0	0	0	0	0	0	0	0
1700	1139	0	5	13	126	372	349	188	45	24	1	6	3	4	0	0	0	0	0	3	0	0	0	0	0	0	0	0	0
1800	1101	0	2	7	84	286	407	191	98	1	14	2	0	0	3	0	0	0	3	3	0	0	0	0	0	0	0	0	0
1900	829	4	2	6	89	118	243	221	111	29	4	2	0	0	0	0	0	0	0	0	0	0	0	0	0	0	0	0	0
2000	537	0	0	2	12	37	92	170	184	30	6	3	0	0	0	1	0	0	0	0	0	0	0	0	0	0	0	0	0
2100	416	0	0	1	10	25	73	126	115	58	6	2	0	0	0	0	0	0	0	0	0	0	0	0	0	0	0	0	0
2200	701	1	2	20	123	199	194	119	27	13	0	0	3	0	0	0	0	0	0	0	0	0	0	0	0	0	0	0	0
2300	233	0	0	0	1	13	21	90	82	10	14	2	0	0	0	0	0	0	0	0	0	0	0	0	0	0	0	0	0
07-19	12777	7	67	447	1325	2211	2404	2419	2001	1196	452	133	34	17	14	13	9	6	3	10	0	0	6	0	0	0	3	0	0
06-22	15334	11	69	462	1474	2481	2923	3095	2583	1405	533	166	41	20	16	18	9	6	3	10	0	0	6	0	0	0	3	0	0
06-00	16268	12	71	482	1598	2693	3138	3304	2692	1428	547	168	44	20	16	18	9	6	3	10	0	0	6	0	0	0	3	0	0
00-00	16897	12	71	482	1603	2721	3206	3371	2826	1588	648	204	68	23	19	18	9	6	3	10	0	0	6	0	0	0	3	0	0

Site A
Location R131, north of the Roundabout
Direction Southbound

7352 / Ringsend
April 2017
Automatic Traffic Count

Tuesday, 04 April 2017

Time	Total	Classification												>PSL	>PSL%	>SL1	>SL1%	>SL2	>SL2%	Mean	Vpp
		1	2	3	4	5	6	7	8	9	10	11	12	50	50	55	55	60	60		85
		MCL	SV	SVT	TB2	TB3	T4	ART3	ART4	ART5	ART6	BD	DRT			+5kph	+5kph	+10kph	+10kph		
0000	182	4	161	0	9	6	1	0	0	0	1	0	0	9	4.9	2	1.1	1	0.5	37.3	42.5
0100	65	1	51	0	3	7	2	0	1	0	0	0	0	12	18.5	4	6.2	1	1.5	44.3	49.7
0200	28	3	18	0	1	2	0	1	0	2	1	0	0	5	17.9	1	3.6	1	3.6	42.6	51.8
0300	16	1	2	0	3	2	2	0	1	2	2	1	0	2	12.5	1	6.3	1	6.3	45	49.3
0400	50	1	30	0	8	3	1	1	0	2	4	0	0	5	10	2	4	1	2	43.3	48.6
0500	278	6	202	1	24	10	0	2	0	5	25	3	0	34	12.2	13	4.7	1	0.4	38.4	48.6
0600	910	22	737	3	65	23	11	3	2	7	26	7	4	19	2.1	2	0.2	0	0	33.2	42.5
0700	1585	26	1442	11	38	20	13	1	1	5	15	6	7	28	1.8	18	1.1	6	0.4	28.1	38.5
0800	1560	33	1447	8	37	8	10	0	4	2	8	2	1	26	1.7	11	0.7	10	0.6	25.8	36.4
0900	1142	22	1036	5	36	10	7	0	5	6	10	2	3	32	2.8	13	1.1	3	0.3	30.4	40.3
1000	1028	15	893	8	50	22	12	0	3	7	12	3	3	43	4.2	11	1.1	7	0.7	35.8	43.9
1100	954	8	842	5	27	26	14	2	8	5	16	0	1	22	2.3	3	0.3	2	0.2	34.1	43.2
1200	978	16	858	5	40	25	12	1	2	7	10	0	2	47	4.8	15	1.5	6	0.6	35.8	44.3
1300	859	18	753	1	34	25	3	0	5	2	13	3	2	20	2.3	13	1.5	11	1.3	34.2	42.1
1400	870	20	765	3	37	12	9	0	6	4	11	1	2	34	3.9	11	1.3	7	0.8	35.4	42.8
1500	955	21	883	0	20	9	5	1	3	5	4	1	3	20	2.1	5	0.5	1	0.1	34.7	41.4
1600	923	30	853	1	16	9	3	0	1	2	5	2	1	11	1.2	0	0	0	0	34.5	42.5
1700	999	33	926	4	14	7	3	0	2	1	7	0	2	58	5.8	39	3.9	21	2.1	35.9	42.5
1800	878	31	794	3	15	9	6	0	2	3	5	7	3	25	2.8	10	1.1	4	0.5	35.8	44.3
1900	645	23	568	1	16	20	9	1	2	1	3	0	1	49	7.6	12	1.9	6	0.9	39.9	46.1
2000	401	11	343	1	14	14	5	1	1	1	8	2	0	25	6.2	7	1.7	3	0.7	40.5	46.4
2100	323	5	280	1	14	12	4	0	0	5	0	2	0	28	8.7	11	3.4	4	1.2	40.9	47.5
2200	230	8	187	2	9	14	3	0	1	2	4	0	0	23	10	3	1.3	0	0	42.9	48.2
2300	180	2	162	0	5	8	2	0	0	0	1	0	0	23	12.8	9	5	3	1.7	44.5	49
07-19	12731	273	11492	54	364	182	97	5	42	49	116	27	30	366	2.9	149	1.2	78	0.6	32.7	42.1
06-22	15010	334	13420	60	473	251	126	10	47	63	153	38	35	487	3.2	181	1.2	91	0.6	33.4	42.5
06-00	15420	344	13769	62	487	273	131	10	48	65	158	38	35	533	3.5	193	1.3	94	0.6	33.7	42.8
00-00	16039	360	14233	63	535	303	137	14	50	76	191	42	35	600	3.7	216	1.3	100	0.6	33.9	43.2

Site A
Location R131, north of the Roundabout
Direction Southbound

7352 / Ringsend
April 2017
Automatic Traffic Count

Tuesday, 04 April 2017

Time	Total	Speed Bins (km/h)																											
		0 - 5	5 - 10	10 - 15	15 - 20	20 - 25	25 - 30	30 - 35	35 - 40	40 - 45	45 - 50	50 - 55	55 - 60	60 - 65	65 - 70	70 - 75	75 - 80	80 - 85	85 - 90	90 - 95	95 - 100	100 - 105	105 - 110	110 - 115	115 - 120	120 - 125	125 - 130	130 - 135	135 - 140
0000	182	0	0	1	1	11	6	38	71	34	11	7	1	1	0	0	0	0	0	0	0	0	0	0	0	0	0	0	0
0100	65	0	0	0	0	1	1	2	10	21	18	8	3	1	0	0	0	0	0	0	0	0	0	0	0	0	0	0	0
0200	28	0	0	0	1	1	1	1	6	6	7	4	0	0	0	1	0	0	0	0	0	0	0	0	0	0	0	0	0
0300	16	0	0	0	0	0	0	1	2	5	6	1	0	1	0	0	0	0	0	0	0	0	0	0	0	0	0	0	0
0400	50	0	0	0	0	1	0	6	7	14	17	3	1	1	0	0	0	0	0	0	0	0	0	0	0	0	0	0	0
0500	278	0	0	0	1	22	35	48	53	48	37	21	12	1	0	0	0	0	0	0	0	0	0	0	0	0	0	0	0
0600	910	0	1	12	34	88	216	181	179	116	64	17	2	0	0	0	0	0	0	0	0	0	0	0	0	0	0	0	0
0700	1585	0	15	78	257	341	278	255	169	115	49	10	12	3	0	0	0	0	3	0	0	0	0	0	0	0	0	0	0
0800	1560	2	30	156	334	337	219	172	166	92	26	15	1	2	1	0	6	0	0	0	0	0	0	0	0	0	0	0	1
0900	1142	4	3	30	134	186	218	218	162	111	44	19	10	2	1	0	0	0	0	0	0	0	0	0	0	0	0	0	0
1000	1028	0	1	10	43	66	150	194	241	193	87	32	4	1	1	0	0	2	0	0	0	0	0	0	3	0	0	0	0
1100	954	0	4	20	51	85	118	211	248	95	100	19	1	2	0	0	0	0	0	0	0	0	0	0	0	0	0	0	0
1200	978	0	6	8	40	99	98	180	232	184	84	32	9	1	0	0	0	0	0	0	0	3	0	2	0	0	0	0	0
1300	859	1	3	3	33	93	163	180	184	132	47	7	2	3	0	0	0	0	0	0	8	0	0	0	0	0	0	0	0
1400	870	0	2	10	24	59	106	183	249	148	55	23	4	1	1	0	5	0	0	0	0	0	0	0	0	0	0	0	0
1500	955	0	4	14	23	77	103	209	295	181	29	15	4	1	0	0	0	0	0	0	0	0	0	0	0	0	0	0	0
1600	923	0	1	22	33	47	139	206	256	143	65	11	0	0	0	0	0	0	0	0	0	0	0	0	0	0	0	0	0
1700	999	2	0	4	23	90	144	247	253	143	35	19	18	2	8	0	0	1	3	0	0	0	0	0	0	0	0	0	7
1800	878	0	3	6	21	57	140	187	180	164	95	15	6	2	0	0	0	0	0	0	2	0	0	0	0	0	0	0	0
1900	645	0	0	2	1	24	27	87	183	201	71	37	6	3	0	0	0	0	0	0	0	0	0	3	0	0	0	0	0
2000	401	0	0	1	0	4	10	56	119	117	69	18	4	2	1	0	0	0	0	0	0	0	0	0	0	0	0	0	0
2100	323	0	0	0	1	4	12	24	107	105	42	17	7	2	1	1	0	0	0	0	0	0	0	0	0	0	0	0	0
2200	230	0	0	0	0	1	3	10	52	81	60	20	3	0	0	0	0	0	0	0	0	0	0	0	0	0	0	0	0
2300	180	0	0	0	1	0	0	3	31	66	56	14	6	2	1	0	0	0	0	0	0	0	0	0	0	0	0	0	0
07-19	12731	9	72	361	1016	1537	1876	2442	2635	1701	716	217	71	20	12	0	11	3	6	0	10	3	0	2	3	0	0	0	8
06-22	15010	9	73	376	1052	1657	2141	2790	3223	2240	962	306	90	27	14	1	11	3	6	0	10	3	0	5	3	0	0	0	8
06-00	15420	9	73	376	1053	1658	2144	2803	3306	2387	1078	340	99	29	15	1	11	3	6	0	10	3	0	5	3	0	0	0	8
00-00	16039	9	73	377	1056	1694	2187	2899	3455	2515	1174	384	116	34	15	2	11	3	6	0	10	3	0	5	3	0	0	0	8

Site A
Location R131, north of the Roundabout
Direction Southbound

7352 / Ringsend
April 2017
Automatic Traffic Count

Wednesday, 05 April 2017

Time	Total	Classification												>PSL	>PSL%	>SL1	>SL1%	>SL2	>SL2%	Mean	Vpp
		1	2	3	4	5	6	7	8	9	10	11	12	50	50	55	55	60	60		85
		MCL	SV	SVT	TB2	TB3	T4	ART3	ART4	ART5	ART6	BD	DRT			+5kph	+5kph	+10kph	+10kph		
0000	123	1	97	0	7	11	3	1	1	0	2	0	0	14	11.4	4	3.3	2	1.6	41.3	47.9
0100	48	0	41	0	2	1	2	0	0	0	2	0	0	10	20.8	2	4.2	1	2.1	44	52.2
0200	19	3	11	0	2	1	0	0	0	1	1	0	0	1	5.3	0	0	0	0	32.7	45
0300	19	0	11	0	5	2	0	0	0	1	0	0	0	3	15.8	2	10.5	1	5.3	42.6	48.2
0400	60	0	46	0	7	2	1	0	0	2	2	0	0	7	11.7	3	5	2	3.3	43	47.9
0500	255	9	185	1	17	10	4	0	1	4	21	2	1	24	9.4	6	2.4	4	1.6	37.4	48.2
0600	874	15	716	3	29	23	28	0	3	8	44	4	1	19	2.2	4	0.5	2	0.2	34.7	42.1
0700	1643	21	1529	5	30	13	15	2	3	1	19	3	2	15	0.9	10	0.6	0	0	25.1	34.9
0800	1539	28	1430	6	21	18	13	0	4	4	11	3	1	28	1.8	13	0.8	10	0.6	26.8	37.4
0900	1320	24	1225	2	34	10	5	1	6	4	6	0	3	22	1.7	10	0.8	3	0.2	28.6	38.2
1000	1242	18	1116	6	58	13	5	1	6	8	8	1	2	17	1.4	4	0.3	1	0.1	31.1	40.7
1100	1060	13	984	1	32	9	3	1	5	4	5	0	3	9	0.8	3	0.3	0	0	30.6	41
1200	946	10	841	4	53	5	7	0	6	7	7	1	5	27	2.9	3	0.3	1	0.1	35.7	43.2
1300	1028	5	949	0	45	6	5	1	3	7	6	0	1	26	2.5	12	1.2	5	0.5	33.4	41
1400	893	8	796	7	50	9	8	0	4	7	2	2	0	18	2	5	0.6	1	0.1	35.7	42.5
1500	829	13	763	4	33	5	2	0	1	5	2	0	1	25	3	17	2.1	6	0.7	35.3	43.2
1600	855	20	798	4	15	7	4	0	1	3	1	2	0	17	2	5	0.6	2	0.2	31.2	40
1700	1076	12	1038	3	10	4	2	0	2	0	5	0	0	16	1.5	6	0.6	6	0.6	33	41.4
1800	803	16	760	3	7	8	4	0	1	3	0	1	0	15	1.9	11	1.4	10	1.2	35.3	42.8
1900	657	6	613	4	16	6	7	3	0	1	1	0	0	45	6.8	12	1.8	0	0	39.4	46.1
2000	442	2	421	2	11	1	1	0	3	0	1	0	0	19	4.3	6	1.4	3	0.7	40.8	46.1
2100	313	2	288	2	12	3	2	0	2	1	1	0	0	36	11.5	11	3.5	3	1	42.1	48.6
2200	262	1	249	0	6	2	2	0	0	1	1	0	0	40	15.3	14	5.3	6	2.3	44	49.7
2300	210	0	195	2	8	4	0	0	0	0	1	0	0	44	21	10	4.8	2	1	44.5	51.1
07-19	13234	188	12229	45	388	107	73	6	42	53	72	13	18	235	1.8	99	0.7	45	0.3	31.1	40.7
06-22	15520	213	14267	56	456	140	111	9	50	63	119	17	19	354	2.3	132	0.9	53	0.3	32.1	41.8
06-00	15992	214	14711	58	470	146	113	9	50	64	121	17	19	438	2.7	156	1	61	0.4	32.5	42.1
00-00	16516	227	15102	59	510	173	123	10	52	72	149	19	20	497	3	173	1	71	0.4	32.7	42.5

Site A
Location R131, north of the Roundabout
Direction Southbound

7352 / Ringsend
April 2017
Automatic Traffic Count

Wednesday, 05 April 2017

Time	Total	Speed Bins (km/h)																											
		0 - 5	5 - 10	10 - 15	15 - 20	20 - 25	25 - 30	30 - 35	35 - 40	40 - 45	45 - 50	50 - 55	55 - 60	60 - 65	65 - 70	70 - 75	75 - 80	80 - 85	85 - 90	90 - 95	95 - 100	100 - 105	105 - 110	110 - 115	115 - 120	120 - 125	125 - 130	130 - 135	135 - 140
0000	123	1	0	1	0	1	4	16	25	38	23	10	2	1	1	0	0	0	0	0	0	0	0	0	0	0	0	0	0
0100	48	0	0	0	0	0	2	2	11	16	7	8	1	1	0	0	0	0	0	0	0	0	0	0	0	0	0	0	0
0200	19	0	0	0	0	4	5	4	0	2	3	1	0	0	0	0	0	0	0	0	0	0	0	0	0	0	0	0	0
0300	19	0	0	0	0	1	0	2	3	7	3	1	1	1	0	0	0	0	0	0	0	0	0	0	0	0	0	0	0
0400	60	0	0	0	0	0	1	4	9	30	9	4	1	1	0	1	0	0	0	0	0	0	0	0	0	0	0	0	0
0500	255	0	0	0	5	23	51	27	36	47	42	18	2	0	2	2	0	0	0	0	0	0	0	0	0	0	0	0	0
0600	874	0	0	5	21	68	151	219	169	166	56	15	2	0	1	0	0	0	0	1	0	0	0	0	0	0	0	0	0
0700	1643	0	13	170	401	371	226	209	131	74	33	5	10	0	0	0	0	0	0	0	0	0	0	0	0	0	0	0	0
0800	1539	0	6	88	344	329	263	181	196	77	27	15	3	5	0	5	0	0	0	0	0	0	0	0	0	0	0	0	0
0900	1320	0	9	65	196	201	273	237	178	111	28	12	7	3	0	0	0	0	0	0	0	0	0	0	0	0	0	0	0
1000	1242	2	13	78	96	154	168	257	239	169	49	13	3	1	0	0	0	0	0	0	0	0	0	0	0	0	0	0	0
1100	1060	2	15	66	120	128	119	217	172	170	42	6	3	0	0	0	0	0	0	0	0	0	0	0	0	0	0	0	0
1200	946	1	3	8	7	61	145	172	271	173	78	24	2	1	0	0	0	0	0	0	0	0	0	0	0	0	0	0	0
1300	1028	3	3	6	49	109	176	240	244	127	45	14	7	0	5	0	0	0	0	0	0	0	0	0	0	0	0	0	0
1400	893	1	0	5	17	47	126	181	267	155	76	13	4	0	0	0	0	0	0	1	0	0	0	0	0	0	0	0	0
1500	829	2	1	3	23	84	122	153	192	186	38	8	11	1	1	2	0	0	2	0	0	0	0	0	0	0	0	0	0
1600	855	10	6	24	45	102	223	150	163	83	32	12	3	0	0	2	0	0	0	0	0	0	0	0	0	0	0	0	0
1700	1076	10	6	8	39	112	236	195	266	147	41	10	0	0	0	0	3	0	0	0	0	0	0	3	0	0	0	0	0
1800	803	8	2	12	23	30	96	197	232	131	57	4	1	1	3	1	1	0	0	4	0	0	0	0	0	0	0	0	0
1900	657	3	2	0	10	14	22	88	225	154	94	33	12	0	0	0	0	0	0	0	0	0	0	0	0	0	0	0	0
2000	442	0	0	2	0	3	9	55	112	160	82	13	3	3	0	0	0	0	0	0	0	0	0	0	0	0	0	0	0
2100	313	1	2	0	1	6	8	15	80	105	59	25	8	1	1	0	0	0	0	0	0	0	0	1	0	0	0	0	0
2200	262	1	0	1	0	0	4	13	47	88	68	26	8	4	2	0	0	0	0	0	0	0	0	0	0	0	0	0	0
2300	210	0	0	0	0	0	4	12	35	61	54	34	8	2	0	0	0	0	0	0	0	0	0	0	0	0	0	0	0
07-19	13234	39	77	533	1360	1728	2173	2389	2551	1603	546	136	54	12	9	10	4	0	2	5	0	0	0	3	0	0	0	0	0
06-22	15520	43	81	540	1392	1819	2363	2766	3137	2188	837	222	79	16	11	10	4	0	2	6	0	0	0	4	0	0	0	0	0
06-00	15992	44	81	541	1392	1819	2371	2791	3219	2337	959	282	95	22	13	10	4	0	2	6	0	0	0	4	0	0	0	0	0
00-00	16516	45	81	542	1397	1848	2434	2846	3303	2477	1046	324	102	26	16	13	4	0	2	6	0	0	0	4	0	0	0	0	0

Site A
Location R131, north of the Roundabout
Direction Southbound

7352 / Ringsend
April 2017
Automatic Traffic Count

Thursday, 06 April 2017

Time	Total	Classification												>PSL	>PSL%	>SL1	>SL1%	>SL2	>SL2%	Mean	Vpp
		1	2	3	4	5	6	7	8	9	10	11	12	50	50	55	55	60	60		85
		MCL	SV	SVT	TB2	TB3	T4	ART3	ART4	ART5	ART6	BD	DRT			+5kph	+5kph	+10kph	+10kph		
0000	127	1	108	1	11	2	0	0	0	1	2	1	0	18	14.2	5	3.9	2	1.6	42.3	49
0100	59	0	48	0	8	0	2	0	0	1	0	0	0	7	11.9	5	8.5	4	6.8	44.2	48.6
0200	27	0	22	0	2	0	1	1	0	0	1	0	0	7	25.9	1	3.7	0	0	44.3	51.5
0300	44	0	33	0	6	3	0	0	0	1	1	0	0	11	25	4	9.1	1	2.3	45.9	50.8
0400	79	0	59	0	12	3	0	0	2	1	2	0	0	5	6.3	1	1.3	0	0	42	46.4
0500	230	1	176	1	22	4	1	0	0	13	11	0	1	34	14.8	8	3.5	4	1.7	41	49.7
0600	858	15	739	2	50	10	6	1	5	14	13	0	3	24	2.8	12	1.4	2	0.2	34.1	43.9
0700	1365	19	1279	2	32	10	5	2	4	7	2	1	2	9	0.7	7	0.5	3	0.2	24.6	34.9
0800	1412	21	1342	1	21	6	7	4	2	3	2	0	3	5	0.4	2	0.1	2	0.1	24.8	33.8
0900	1097	12	989	11	46	7	7	1	6	8	7	2	1	18	1.6	5	0.5	0	0	29.3	39.2
1000	1101	8	977	5	67	6	8	1	9	5	12	1	2	17	1.5	11	1	5	0.5	33.5	42.8
1100	883	7	787	2	44	3	9	1	10	8	7	0	5	27	3.1	8	0.9	3	0.3	34.8	42.5
1200	980	18	879	4	50	4	3	2	4	6	7	2	1	11	1.1	4	0.4	1	0.1	33	41.4
1300	902	9	822	1	37	7	4	2	5	4	8	2	1	15	1.7	2	0.2	2	0.2	34.1	42.1
1400	911	15	828	3	44	3	6	0	2	5	4	0	1	25	2.7	11	1.2	8	0.9	34.9	42.8
1500	890	26	803	3	32	4	9	2	3	4	2	0	2	5	0.6	5	0.6	5	0.6	26.4	35.6
1600	977	22	909	1	23	5	8	0	1	5	3	0	0	3	0.3	0	0	0	0	26.2	32.8
1700	991	20	949	3	16	0	0	0	0	0	2	1	0	2	0.2	2	0.2	2	0.2	26	32
1800	856	40	804	0	7	0	1	1	0	1	2	0	0	0	0	0	0	0	0	23.1	30.2
1900	652	16	614	0	20	1	1	0	0	0	0	0	0	3	0.5	1	0.2	1	0.2	29.2	37.1
2000	407	3	383	1	13	3	1	0	1	2	0	0	0	2	0.5	0	0	0	0	34.9	40.3
2100	385	4	364	0	15	0	0	0	0	1	1	0	0	0	0	0	0	0	0	32.8	38.5
2200	421	11	402	0	5	0	0	1	0	1	1	0	0	2	0.5	1	0.2	0	0	26.9	35.6
2300	250	5	229	0	13	1	0	0	1	1	0	0	0	17	6.8	6	2.4	1	0.4	39.3	46.1
07-19	12365	217	11368	36	419	55	67	16	46	56	58	9	18	137	1.1	57	0.5	31	0.3	28.9	38.5
06-22	14667	255	13468	39	517	69	75	17	52	73	72	9	21	166	1.1	70	0.5	34	0.2	29.5	39.2
06-00	15338	271	14099	39	535	70	75	18	53	75	73	9	21	185	1.2	77	0.5	35	0.2	29.6	39.2
00-00	15904	273	14545	41	596	82	79	19	55	92	90	10	22	267	1.7	101	0.6	46	0.3	30.1	40

Site A
Location R131, north of the Roundabout
Direction Southbound

7352 / Ringsend
April 2017
Automatic Traffic Count

Thursday, 06 April 2017

Time	Total	Speed Bins (km/h)																											
		0 - 5	5 - 10	10 - 15	15 - 20	20 - 25	25 - 30	30 - 35	35 - 40	40 - 45	45 - 50	50 - 55	55 - 60	60 - 65	65 - 70	70 - 75	75 - 80	80 - 85	85 - 90	90 - 95	95 - 100	100 - 105	105 - 110	110 - 115	115 - 120	120 - 125	125 - 130	130 - 135	135 - 140
0000	127	1	0	0	0	0	4	11	28	39	26	13	3	2	0	0	0	0	0	0	0	0	0	0	0	0	0	0	0
0100	59	0	0	0	0	0	1	2	15	18	16	2	1	1	3	0	0	0	0	0	0	0	0	0	0	0	0	0	0
0200	27	0	0	0	0	0	1	0	7	5	7	6	1	0	0	0	0	0	0	0	0	0	0	0	0	0	0	0	0
0300	44	0	0	0	0	1	0	1	4	11	16	7	3	1	0	0	0	0	0	0	0	0	0	0	0	0	0	0	0
0400	79	0	0	0	0	0	2	8	10	34	20	4	1	0	0	0	0	0	0	0	0	0	0	0	0	0	0	0	0
0500	230	0	0	0	0	3	28	29	44	56	36	26	4	1	2	1	0	0	0	0	0	0	0	0	0	0	0	0	0
0600	858	6	5	14	37	63	159	175	168	124	83	12	10	1	1	0	0	0	0	0	0	0	0	0	0	0	0	0	0
0700	1365	15	29	192	264	283	183	192	122	63	13	2	4	3	0	0	0	0	0	0	0	0	0	0	0	0	0	0	0
0800	1412	19	32	117	228	433	200	193	124	49	12	3	0	0	0	0	0	0	2	0	0	0	0	0	0	0	0	0	0
0900	1097	10	9	30	113	247	186	169	194	92	29	13	5	0	0	0	0	0	0	0	0	0	0	0	0	0	0	0	0
1000	1101	2	7	14	65	118	132	252	276	131	87	6	6	4	0	0	0	0	0	0	0	1	0	0	0	0	0	0	0
1100	883	3	1	6	38	57	135	185	232	150	49	19	5	1	0	0	0	0	2	0	0	0	0	0	0	0	0	0	0
1200	980	11	4	8	28	101	180	212	246	133	46	7	3	1	0	0	0	0	0	0	0	0	0	0	0	0	0	0	0
1300	902	7	2	20	27	77	122	193	248	140	51	13	0	0	0	0	0	0	0	0	2	0	0	0	0	0	0	0	0
1400	911	9	5	9	20	77	106	222	209	161	68	14	3	0	0	0	0	8	0	0	0	0	0	0	0	0	0	0	0
1500	890	17	16	36	176	167	147	173	98	40	15	0	0	3	0	0	0	0	0	0	0	0	0	2	0	0	0	0	0
1600	977	13	6	27	99	242	331	173	64	18	1	3	0	0	0	0	0	0	0	0	0	0	0	0	0	0	0	0	0
1700	991	12	14	59	111	185	323	217	52	16	0	0	0	0	0	0	2	0	0	0	0	0	0	0	0	0	0	0	0
1800	856	28	31	57	153	223	214	90	54	3	3	0	0	0	0	0	0	0	0	0	0	0	0	0	0	0	0	0	0
1900	652	13	13	12	61	55	156	168	131	36	4	2	0	1	0	0	0	0	0	0	0	0	0	0	0	0	0	0	0
2000	407	3	0	0	0	11	55	140	123	58	15	2	0	0	0	0	0	0	0	0	0	0	0	0	0	0	0	0	0
2100	385	3	0	0	5	24	76	144	90	38	5	0	0	0	0	0	0	0	0	0	0	0	0	0	0	0	0	0	0
2200	421	7	7	6	70	79	107	75	46	14	8	1	1	0	0	0	0	0	0	0	0	0	0	0	0	0	0	0	0
2300	250	4	0	1	7	7	5	27	69	82	31	11	5	0	0	0	1	0	0	0	0	0	0	0	0	0	0	0	0
07-19	12365	146	156	575	1322	2210	2259	2271	1919	996	374	80	26	12	0	0	2	8	4	0	2	1	0	2	0	0	0	0	0
06-22	14667	171	174	601	1425	2363	2705	2898	2431	1252	481	96	36	14	1	0	2	8	4	0	2	1	0	2	0	0	0	0	0
06-00	15338	182	181	608	1502	2449	2817	3000	2546	1348	520	108	42	14	1	0	3	8	4	0	2	1	0	2	0	0	0	0	0
00-00	15904	183	181	608	1502	2453	2853	3051	2654	1511	641	166	55	19	6	1	3	8	4	0	2	1	0	2	0	0	0	0	0

Site A
Location R131, north of the Roundabout
Direction Southbound

7352 / Ringsend
April 2017
Automatic Traffic Count

Friday, 07 April 2017

Time	Total	Classification												>PSL	>PSL%	>SL1	>SL1%	>SL2	>SL2%	Mean	Vpp
		1	2	3	4	5	6	7	8	9	10	11	12	50	50	55	55	60	60		85
		MCL	SV	SVT	TB2	TB3	T4	ART3	ART4	ART5	ART6	BD	DRT			+5kph	+5kph	+10kph	+10kph		
0000	165	1	147	0	15	1	0	0	0	1	0	0	0	15	9.1	2	1.2	0	0	42.1	47.9
0100	59	0	53	0	4	2	0	0	0	0	0	0	0	11	18.6	2	3.4	2	3.4	43.3	50.8
0200	32	0	26	0	4	1	0	0	1	0	0	0	0	4	12.5	0	0	0	0	43.8	47.2
0300	42	0	32	1	7	0	0	0	0	2	0	0	0	9	21.4	2	4.8	1	2.4	45.1	52.2
0400	86	1	68	1	15	1	0	0	0	0	0	0	0	10	11.6	5	5.8	1	1.2	43.9	49.7
0500	234	4	183	0	21	5	0	0	3	8	10	0	0	19	8.1	5	2.1	2	0.9	36.8	46.1
0600	777	30	678	3	30	6	4	3	4	11	7	0	1	24	3.1	14	1.8	6	0.8	31.2	42.8
0700	1215	31	1122	2	37	4	3	2	3	7	4	0	0	9	0.7	4	0.3	0	0	25.2	35.3
0800	1271	22	1178	7	35	6	8	4	2	5	4	0	0	9	0.7	3	0.2	0	0	27.2	36.7
0900	975	18	894	5	29	4	8	0	8	4	4	1	0	8	0.8	1	0.1	0	0	30	39.2
1000	958	28	866	4	37	3	7	1	1	4	7	0	0	12	1.3	2	0.2	0	0	26.8	39.6
1100	868	22	782	2	29	7	7	2	2	9	6	0	0	18	2.1	9	1	8	0.9	32.3	41
1200	807	29	716	5	33	7	6	2	1	4	4	0	0	8	1	2	0.2	0	0	27.9	39.2
1300	783	34	709	2	26	2	0	1	0	6	1	1	1	4	0.5	2	0.3	0	0	29.4	39.2
1400	857	30	791	1	16	3	3	1	4	4	3	0	1	15	1.8	14	1.6	3	0.4	25.9	37.1
1500	698	36	644	0	10	0	1	2	1	2	2	0	0	4	0.6	2	0.3	2	0.3	25.3	36
1600	889	30	839	1	11	1	1	1	1	2	2	0	0	6	0.7	5	0.6	1	0.1	23.3	31.7
1700	1121	36	1058	0	21	2	0	0	1	2	0	0	1	0	0	0	0	0	0	24.1	29.9
1800	777	19	724	5	24	2	0	1	1	1	0	0	0	8	1	2	0.3	0	0	29.6	37.8
1900	789	37	737	2	12	0	1	0	0	0	0	0	0	1	0.1	0	0	0	0	26.2	34.2
2000	460	10	440	1	9	0	0	0	0	0	0	0	0	3	0.7	0	0	0	0	33.2	40.3
2100	384	10	368	0	5	1	0	0	0	0	0	0	0	8	2.1	2	0.5	0	0	34.7	41
2200	409	10	391	0	5	1	1	0	0	1	0	0	0	1	0.2	0	0	0	0	28.3	35.6
2300	189	6	174	0	8	1	0	0	0	0	0	0	0	13	6.9	3	1.6	1	0.5	38.9	46.1
07-19	11219	335	10323	34	308	41	44	17	25	50	37	2	3	101	0.9	46	0.4	14	0.1	27.1	37.4
06-22	13629	422	12546	40	364	48	49	20	29	61	44	2	4	137	1	62	0.5	20	0.1	27.7	37.8
06-00	14227	438	13111	40	377	50	50	20	29	62	44	2	4	151	1.1	65	0.5	21	0.1	27.9	38.2
00-00	14845	444	13620	42	443	60	50	20	33	73	54	2	4	219	1.5	81	0.5	27	0.2	28.4	38.9

Site A
Location R131, north of the Roundabout
Direction Southbound

7352 / Ringsend
April 2017
Automatic Traffic Count

Friday, 07 April 2017

Time	Total	Speed Bins (km/h)																											
		0 - 5	5 - 10	10 - 15	15 - 20	20 - 25	25 - 30	30 - 35	35 - 40	40 - 45	45 - 50	50 - 55	55 - 60	60 - 65	65 - 70	70 - 75	75 - 80	80 - 85	85 - 90	90 - 95	95 - 100	100 - 105	105 - 110	110 - 115	115 - 120	120 - 125	125 - 130	130 - 135	135 - 140
0000	165	0	0	0	0	1	5	15	33	58	38	13	2	0	0	0	0	0	0	0	0	0	0	0	0	0	0	0	0
0100	59	0	0	0	0	1	0	7	12	14	14	9	0	1	1	0	0	0	0	0	0	0	0	0	0	0	0	0	0
0200	32	0	0	0	0	0	0	0	8	10	10	4	0	0	0	0	0	0	0	0	0	0	0	0	0	0	0	0	0
0300	42	0	0	0	0	0	0	4	10	4	15	7	1	0	0	1	0	0	0	0	0	0	0	0	0	0	0	0	0
0400	86	0	0	0	0	0	1	8	11	27	29	5	4	0	0	0	1	0	0	0	0	0	0	0	0	0	0	0	0
0500	234	2	1	0	4	22	30	42	40	48	26	14	3	2	0	0	0	0	0	0	0	0	0	0	0	0	0	0	0
0600	777	20	14	31	62	88	146	104	124	125	39	10	8	1	2	0	0	0	0	3	0	0	0	0	0	0	0	0	0
0700	1215	24	24	70	242	295	220	132	152	31	16	5	4	0	0	0	0	0	0	0	0	0	0	0	0	0	0	0	0
0800	1271	17	12	61	211	229	276	212	149	65	30	6	3	0	0	0	0	0	0	0	0	0	0	0	0	0	0	0	0
0900	975	18	9	30	95	115	190	168	229	89	24	7	1	0	0	0	0	0	0	0	0	0	0	0	0	0	0	0	0
1000	958	17	39	95	183	111	116	147	108	98	32	10	2	0	0	0	0	0	0	0	0	0	0	0	0	0	0	0	0
1100	868	15	11	25	56	87	147	157	198	116	38	9	1	0	0	0	0	8	0	0	0	0	0	0	0	0	0	0	0
1200	807	24	35	55	114	50	139	158	123	76	25	6	2	0	0	0	0	0	0	0	0	0	0	0	0	0	0	0	0
1300	783	31	27	46	33	76	118	177	187	60	24	2	2	0	0	0	0	0	0	0	0	0	0	0	0	0	0	0	0
1400	857	46	37	100	103	109	116	144	130	42	15	1	11	0	0	0	0	0	0	0	0	0	0	3	0	0	0	0	0
1500	698	47	49	45	88	91	84	132	107	40	11	2	0	1	0	0	0	0	0	1	0	0	0	0	0	0	0	0	0
1600	889	66	29	76	159	115	232	117	71	13	5	1	4	0	0	0	0	0	0	1	0	0	0	0	0	0	0	0	0
1700	1121	26	17	68	149	297	382	144	32	4	2	0	0	0	0	0	0	0	0	0	0	0	0	0	0	0	0	0	0
1800	777	16	5	23	66	78	191	184	151	47	8	6	2	0	0	0	0	0	0	0	0	0	0	0	0	0	0	0	0
1900	789	33	6	41	76	128	239	171	66	23	5	1	0	0	0	0	0	0	0	0	0	0	0	0	0	0	0	0	0
2000	460	8	1	0	13	26	112	94	124	67	12	3	0	0	0	0	0	0	0	0	0	0	0	0	0	0	0	0	0
2100	384	10	0	4	8	9	41	91	152	45	16	6	2	0	0	0	0	0	0	0	0	0	0	0	0	0	0	0	0
2200	409	11	4	3	25	83	100	108	50	19	5	1	0	0	0	0	0	0	0	0	0	0	0	0	0	0	0	0	0
2300	189	4	2	0	0	13	5	18	41	64	29	10	2	1	0	0	0	0	0	0	0	0	0	0	0	0	0	0	0
07-19	11219	347	294	694	1499	1653	2211	1872	1637	681	230	55	32	1	0	0	0	8	0	2	0	0	0	3	0	0	0	0	0
06-22	13629	418	315	770	1658	1904	2749	2332	2103	941	302	75	42	2	2	0	0	8	0	5	0	0	0	3	0	0	0	0	0
06-00	14227	433	321	773	1683	2000	2854	2458	2194	1024	336	86	44	3	2	0	0	8	0	5	0	0	0	3	0	0	0	0	0
00-00	14845	435	322	773	1687	2024	2890	2534	2308	1185	468	138	54	6	3	1	1	8	0	5	0	0	0	3	0	0	0	0	0

Site A
Location R131, north of the Roundabout
Direction Southbound

7352 / Ringsend
April 2017
Automatic Traffic Count

Virtual Day (7)

Time	Total	Classification												>PSL	>PSL%	>SL1	>SL1%	>SL2	>SL2%	Mean	Vpp
		1	2	3	4	5	6	7	8	9	10	11	12	50	50	55	55	60	60		85
		MCL	SV	SVT	TB2	TB3	T4	ART3	ART4	ART5	ART6	BD	DRT			+5kph	+5kph	+10kph	+10kph		
0000	162	2	135	1	14	5	2	0	0	1	2	0	0	15	9.5	4	2.7	1	0.7	40.7	47.5
0100	59	1	48	0	4	3	2	0	0	0	1	0	0	12	20	5	7.8	2	2.7	44	51.5
0200	28	1	21	0	3	1	0	0	0	1	0	0	0	5	18.9	2	6.1	1	2	43	51.5
0300	31	0	22	0	5	1	1	0	0	1	1	0	0	6	19.9	2	7.9	1	2.8	44.5	51.1
0400	59	0	41	0	9	3	1	0	1	2	2	0	0	6	9.4	2	4.1	1	1.7	41.2	47.9
0500	212	4	151	1	20	7	2	0	1	11	13	1	1	22	10.3	7	3.4	2	1	38	47.9
0600	680	16	546	2	48	15	10	1	4	14	20	3	2	24	3.6	8	1.2	3	0.5	33.9	43.2
0700	1137	21	1026	4	36	14	10	2	3	7	10	2	2	27	2.3	13	1.2	4	0.4	27	38.2
0800	1157	21	1058	4	32	14	10	1	5	4	6	2	1	32	2.8	13	1.1	7	0.6	27.6	39.2
0900	968	19	858	5	36	15	10	1	5	6	8	1	3	35	3.6	12	1.3	4	0.4	31.9	42.5
1000	954	15	833	5	49	15	10	1	5	7	9	2	2	27	2.8	7	0.8	2	0.2	33.1	42.8
1100	866	17	757	4	37	16	9	2	6	7	8	1	3	24	2.8	8	0.9	5	0.6	33.9	42.8
1200	914	18	800	6	43	15	8	2	4	7	8	2	2	27	3	7	0.8	2	0.3	34.6	43.2
1300	946	19	847	3	34	12	7	2	4	5	9	1	2	21	2.2	10	1	6	0.6	33.7	41.8
1400	918	16	821	5	37	13	8	1	4	6	6	1	1	21	2.3	8	0.9	3	0.4	32.3	41.8
1500	799	20	718	2	25	12	6	1	3	4	5	1	2	22	2.7	11	1.4	5	0.6	33.2	42.5
1600	847	22	779	2	20	9	5	0	1	3	3	1	0	15	1.8	5	0.6	2	0.2	30.8	40.7
1700	972	24	911	3	18	6	4	0	1	1	3	1	1	20	2	12	1.2	7	0.7	29.8	38.5
1800	824	20	769	3	13	8	3	1	1	2	2	1	1	15	1.9	8	0.9	5	0.6	31.3	40.3
1900	683	17	629	2	16	11	4	1	1	1	1	0	0	21	3	6	0.9	2	0.3	33	42.1
2000	441	6	405	1	13	10	2	0	1	1	2	0	0	12	2.6	3	0.7	2	0.4	36.8	43.6
2100	333	5	305	1	10	6	2	0	0	2	1	0	0	14	4.1	6	1.7	2	0.7	37	43.9
2200	367	6	338	1	8	9	2	0	0	1	2	0	0	13	3.7	4	1.1	1	0.4	31.5	42.8
2300	239	3	217	0	10	6	1	0	0	1	1	0	0	18	7.7	6	2.3	1	0.5	37.2	46.8
07-19	11303	232	10178	47	380	151	91	15	42	57	77	15	19	286	2.5	116	1	53	0.5	31.4	41.4
06-22	13440	275	12063	53	465	191	110	17	48	75	102	19	21	356	2.6	138	1	62	0.5	31.9	41.8
06-00	14046	284	12618	54	483	206	113	18	49	76	105	19	21	388	2.8	148	1.1	65	0.5	32	41.8
00-00	14596	293	13035	56	538	226	120	19	52	92	124	21	22	454	3.1	171	1.2	72	0.5	32.3	42.1

Site A
Location R131, north of the Roundabout
Direction Southbound

7352 / Ringsend
April 2017
Automatic Traffic Count

Virtual Day (7)

Time	Total	Speed Bins (km/h)																											
		0 - 5	5 - 10	10 - 15	15 - 20	20 - 25	25 - 30	30 - 35	35 - 40	40 - 45	45 - 50	50 - 55	55 - 60	60 - 65	65 - 70	70 - 75	75 - 80	80 - 85	85 - 90	90 - 95	95 - 100	100 - 105	105 - 110	110 - 115	115 - 120	120 - 125	125 - 130	130 - 135	135 - 140
0000	162	0	0	0	0	4	6	20	41	46	27	11	3	1	0	0	0	0	0	0	0	0	0	0	0	0	0	0	0
0100	59	0	0	0	0	0	1	3	12	18	12	7	3	1	1	0	0	0	0	0	0	0	0	0	0	0	0	0	0
0200	28	0	0	0	0	1	1	1	5	7	7	4	1	0	0	0	0	0	0	0	0	0	0	0	0	0	0	0	0
0300	31	0	0	0	0	0	0	2	5	8	9	4	2	1	0	0	0	0	0	0	0	0	0	0	0	0	0	0	0
0400	59	0	0	1	0	1	1	6	10	21	13	3	1	0	0	0	0	0	0	0	0	0	0	0	0	0	0	0	0
0500	212	0	0	0	3	16	34	29	37	43	28	15	5	1	1	0	0	0	0	0	0	0	0	0	0	0	0	0	0
0600	680	4	3	10	28	60	130	135	133	103	51	16	5	1	1	1	0	0	0	1	0	0	0	0	0	0	0	0	0
0700	1137	6	13	92	210	240	180	147	117	70	36	13	9	2	1	0	0	0	0	0	0	0	1	0	0	0	0	0	0
0800	1157	6	15	83	206	245	172	147	130	81	41	19	6	2	1	2	1	0	0	0	0	0	0	0	0	0	0	0	0
0900	968	5	5	27	93	126	166	158	179	118	55	22	9	2	0	0	0	0	1	0	0	0	0	0	0	0	0	0	0
1000	954	3	9	32	70	93	120	183	201	150	66	20	5	1	0	0	0	0	0	0	0	0	0	0	0	0	0	0	0
1100	866	3	5	22	51	78	109	172	199	142	62	16	3	3	0	0	0	1	0	0	0	0	0	0	0	0	0	0	0
1200	914	5	7	16	38	64	118	174	237	163	65	20	5	1	0	1	0	0	0	0	0	0	0	0	0	0	0	0	0
1300	946	6	6	14	38	86	146	210	231	139	49	11	4	1	1	0	1	0	0	0	1	0	0	0	0	0	0	0	0
1400	918	8	13	39	57	103	115	175	203	134	49	13	5	0	1	0	1	1	0	0	0	0	0	0	0	0	0	0	0
1500	799	10	11	17	50	77	97	159	180	135	41	10	6	2	1	1	0	1	0	0	0	0	0	0	0	0	0	0	0
1600	847	13	7	27	69	106	172	156	158	88	36	10	4	0	0	0	0	0	0	0	0	0	0	0	0	0	0	0	0
1700	972	7	7	24	79	179	240	189	130	72	25	8	4	1	1	0	1	0	1	0	0	0	0	0	0	0	0	0	1
1800	824	7	7	15	55	107	181	173	147	78	39	8	3	1	1	0	0	0	0	1	0	0	0	0	0	0	0	0	0
1900	683	8	4	9	39	64	124	145	138	93	38	15	4	1	0	0	1	0	0	0	0	0	0	0	0	0	0	0	0
2000	441	2	0	2	4	15	50	99	129	91	39	8	2	1	0	0	0	0	0	0	0	0	0	0	0	0	0	0	0
2100	333	2	0	1	4	11	34	70	102	67	27	8	3	1	1	0	0	0	0	0	0	0	0	0	0	0	0	0	0
2200	367	3	2	5	36	62	70	61	44	44	27	9	3	1	0	0	0	0	0	0	0	0	0	0	0	0	0	0	0
2300	239	1	0	1	6	20	27	38	47	49	33	13	4	1	0	0	0	0	0	0	0	0	0	0	0	0	0	0	0
07-19	11303	79	105	408	1018	1502	1816	2042	2112	1369	565	170	62	18	8	4	4	4	4	3	2	1	1	1	0	0	1	0	1
06-22	13440	94	112	429	1092	1653	2155	2490	2614	1723	721	218	76	21	10	6	4	4	4	3	2	1	1	2	1	0	1	0	1
06-00	14046	98	115	435	1134	1734	2252	2589	2705	1815	781	240	83	23	11	6	4	4	4	3	2	1	1	2	1	0	1	0	1
00-00	14596	99	115	437	1138	1757	2296	2650	2815	1959	877	283	99	27	13	6	5	4	4	3	2	1	1	2	1	0	1	0	1

Site A
Location R131, north of the Roundabout
Direction Southbound

7352 / Ringsend
April 2017
Automatic Traffic Count

Virtual Week (1)

Time	Total	Classification												>PSL	>PSL%	>SL1	>SL1%	>SL2	>SL2%	Mean	Vpp
		1	2	3	4	5	6	7	8	9	10	11	12	50	50	55	55	60	60		85
		MCL	SV	SVT	TB2	TB3	T4	ART3	ART4	ART5	ART6	BD	DRT			+5kph	+5kph	+10kph	+10kph		
Mon	16897	319	14795	61	701	286	167	16	84	163	217	46	42	369	2.2	165	1	97	0.6	30.7	40
Tue	16039	360	14233	63	535	303	137	14	50	76	191	42	35	600	3.7	216	1.3	100	0.6	33.9	43.2
Wed	16516	227	15102	59	510	173	123	10	52	72	149	19	20	497	3	173	1	71	0.4	32.7	42.5
Thu	15904	273	14545	41	596	82	79	19	55	92	90	10	22	267	1.7	101	0.6	46	0.3	30.1	40
Fri	14845	444	13620	42	443	60	50	20	33	73	54	2	4	219	1.5	81	0.5	27	0.2	28.4	38.9
| Sat	12332	196	10751	68	571	321	141	19	44	97	95	13	16	480	3.9	186	1.5	70	0.6	34	43.2
| Sun	9640	229	8198	60	411	357	140	32	44	72	70	13	14	746	7.7	273	2.8	94	1	39.5	46.8
5 Day Ave.	16040	325	14459	53	557	181	111	16	55	95	140	24	25	390	2.4	147	0.9	68	0.4	31.2	40.9
7 Day Ave.	14596	293	13035	56	538	226	120	19	52	92	124	21	22	454	3.1	171	1.2	72	0.5	32.3	42.1
--	102173	2048	91244	394	3767	1582	837	130	362	645	866	145	153	3178	3.1	1195	1.2	505	0.5	32.3	42.1

Summary Graphs

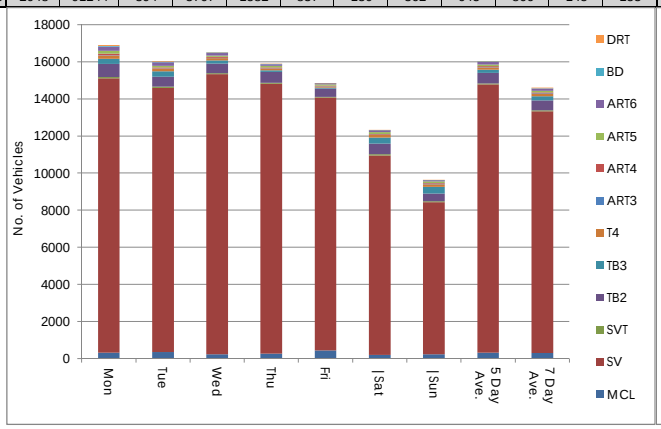

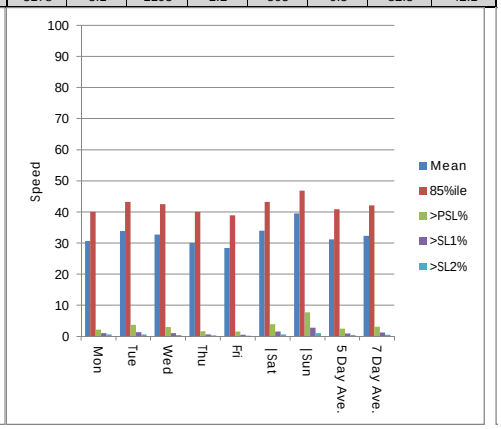

Site A
Location R131, north of the Roundabout
Direction Southbound

7352 / Ringsend
April 2017
Automatic Traffic Count

Virtual Week (1)

Time	Total	Speed Bins (km/h)																											
		0 - 5	5 - 10	10 - 15	15 - 20	20 - 25	25 - 30	30 - 35	35 - 40	40 - 45	45 - 50	50 - 55	55 - 60	60 - 65	65 - 70	70 - 75	75 - 80	80 - 85	85 - 90	90 - 95	95 - 100	100 - 105	105 - 110	110 - 115	115 - 120	120 - 125	125 - 130	130 - 135	135 - 140
Mon	16897	12	71	482	1603	2721	3206	3371	2826	1588	648	204	68	23	19	18	9	6	3	10	0	0	6	0	0	0	3	0	0
Tue	16039	9	73	377	1056	1694	2187	2899	3455	2515	1174	384	116	34	15	2	11	3	6	0	10	3	0	5	3	0	0	0	8
Wed	16516	45	81	542	1397	1848	2434	2846	3303	2477	1046	324	102	26	16	13	4	0	2	6	0	0	0	4	0	0	0	0	0
Thu	15904	183	181	608	1502	2453	2853	3051	2654	1511	641	166	55	19	6	1	3	8	4	0	2	1	0	2	0	0	0	0	0
Fri	14845	435	322	773	1687	2024	2890	2534	2308	1185	468	138	54	6	3	1	1	8	0	5	0	0	0	3	0	0	0	0	0
| Sat	12332	10	70	228	587	1264	1897	2545	2556	1842	853	294	116	30	13	6	4	3	8	0	2	0	1	0	3	0	0	0	0
| Sun	9640	0	8	46	131	293	603	1307	2602	2592	1312	473	179	49	19	4	0	2	7	3	0	5	0	0	0	0	4	1	0
5 Day Ave.	16040	137	146	556	1449	2148	2714	2940	2909	1855	795	243	79	22	12	7	6	5	3	4	2	1	1	3	1	0	1	0	2
7 Day Ave.	14596	99	115	437	1138	1757	2296	2650	2815	1959	877	283	99	27	13	6	5	4	4	3	2	1	1	2	1	0	1	0	1
--	102173	694	806	3056	7963	12297	16070	18553	19704	13710	6142	1983	690	187	91	45	32	30	30	24	14	9	7	14	6	0	7	1	8

Summary Graphs

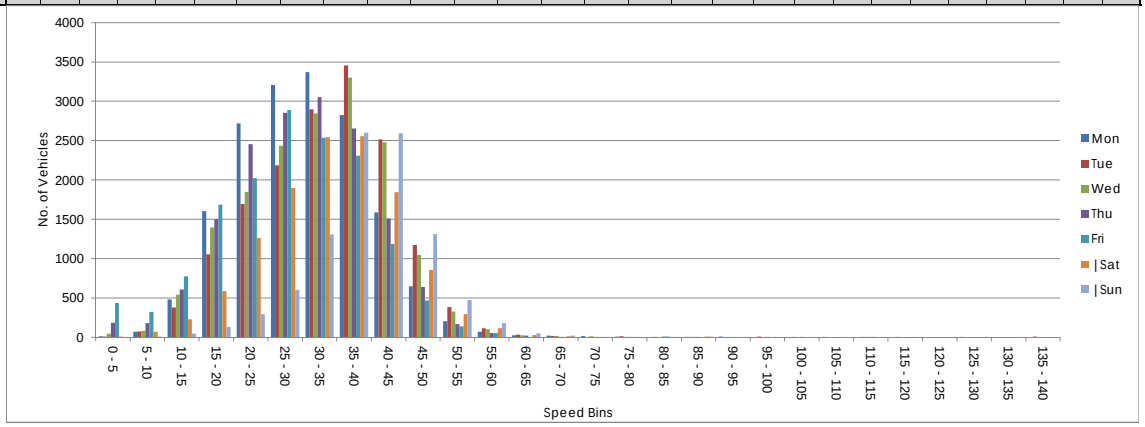

Site A
Location R131, north of the Roundabout
Direction Northbound/Southbound

7352 / Ringsend
April 2017
Automatic Traffic Count

Saturday, 01 April 2017

Time	Total	Classification												>PSL	>PSL%	>SL1	>SL1%	>SL2	>SL2%	Mean	Vpp
		1	2	3	4	5	6	7	8	9	10	11	12	50	50	55	55	60	60		85
		MCL	SV	SVT	TB2	TB3	T4	ART3	ART4	ART5	ART6	BD	DRT			+5kph	+5kph	+10kph	+10kph		
0000	352	8	295	2	23	17	2	0	0	2	2	0	1	25	7.1	9	2.6	1	0.3	41.6	46.8
0100	173	4	151	0	7	3	5	0	1	1	1	0	0	22	12.7	9	5.2	2	1.2	42.4	48.2
0200	79	1	63	1	6	3	2	0	0	2	1	0	0	14	17.7	5	6.3	1	1.3	44.7	50
0300	86	3	67	1	4	4	1	0	0	4	2	0	0	13	15.1	7	8.1	0	0	43.3	49.3
0400	140	1	118	0	10	7	0	0	1	3	0	0	0	9	6.4	3	2.1	0	0	37.1	47.2
0500	387	10	273	2	31	15	8	0	3	25	19	1	0	17	4.4	4	1	2	0.5	37.7	45.4
0600	636	8	470	3	70	18	7	1	3	24	27	3	2	30	4.7	5	0.8	3	0.5	37	44.3
0700	699	19	519	3	84	30	14	0	5	11	12	1	1	72	10.3	24	3.4	9	1.3	41	47.5
0800	1140	14	943	6	80	34	19	1	9	17	15	2	0	74	6.5	33	2.9	10	0.9	39.3	46.4
0900	1273	25	1085	6	62	41	19	1	3	13	12	3	3	71	5.6	27	2.1	14	1.1	38.6	44.3
1000	1390	26	1196	6	78	29	21	4	6	13	7	0	4	37	2.7	7	0.5	0	0	36.1	43.6
1100	1546	27	1362	9	69	26	16	4	9	9	9	2	4	55	3.6	25	1.6	16	1	36.1	43.9
1200	1666	32	1473	19	73	23	15	3	4	8	12	2	2	46	2.8	11	0.7	3	0.2	37	43.6
1300	2069	26	1891	16	57	26	16	5	5	7	14	2	4	30	1.4	9	0.4	4	0.2	33.5	40.3
1400	1899	20	1754	11	52	23	13	3	5	3	10	1	4	8	0.4	2	0.1	0	0	28.2	38.5
1500	1422	15	1270	9	66	36	6	2	4	6	7	0	1	29	2	15	1.1	8	0.6	36	42.8
1600	1376	13	1258	8	54	22	7	0	5	3	4	0	2	28	2	11	0.8	3	0.2	32.8	40
1700	1864	19	1734	16	57	18	11	2	1	1	2	1	2	4	0.2	4	0.2	1	0.1	24.9	31.7
1800	1862	24	1716	23	56	19	14	1	0	2	6	0	1	4	0.2	3	0.2	0	0	25.2	32.8
1900	1502	22	1371	18	48	22	5	3	1	2	9	0	1	16	1.1	14	0.9	13	0.9	25	32.4
2000	871	8	761	4	69	23	3	0	0	2	1	0	0	5	0.6	3	0.3	3	0.3	32.6	38.5
2100	439	10	381	0	20	18	5	0	0	1	4	0	0	1	0.2	1	0.2	1	0.2	34.3	39.2
2200	710	6	648	3	31	14	1	0	0	1	6	0	0	1	0.1	0	0	0	0	24.5	34.6
2300	866	5	784	7	37	23	6	0	0	2	2	0	0	1	0.1	1	0.1	0	0	26.9	33.8
07-19	18206	260	16201	132	788	327	171	26	56	93	110	14	28	458	2.5	171	0.9	68	0.4	33.1	42.1
06-22	21654	308	19184	157	995	408	191	30	60	122	151	17	31	510	2.4	194	0.9	88	0.4	32.7	41.8
06-00	23230	319	20616	167	1063	445	198	30	60	125	159	17	31	512	2.2	195	0.8	88	0.4	32.2	41.4
00-00	24447	346	21583	173	1144	494	216	30	65	162	184	18	32	612	2.5	232	0.9	94	0.4	32.6	42.1

Site A
Location R131, north of the Roundabout
Direction Northbound/Southbound

7352 / Ringsend
April 2017
Automatic Traffic Count

Saturday, 01 April 2017

Time	Total	Speed Bins (km/h)																											
		0 - 5	5 - 10	10 - 15	15 - 20	20 - 25	25 - 30	30 - 35	35 - 40	40 - 45	45 - 50	50 - 55	55 - 60	60 - 65	65 - 70	70 - 75	75 - 80	80 - 85	85 - 90	90 - 95	95 - 100	100 - 105	105 - 110	110 - 115	115 - 120	120 - 125	125 - 130	130 - 135	135 - 140
0000	352	0	0	0	1	3	9	31	86	128	69	16	8	0	0	0	0	1	0	0	0	0	0	0	0	0	0	0	0
0100	173	0	0	0	1	5	5	7	29	79	25	13	7	2	0	0	0	0	0	0	0	0	0	0	0	0	0	0	0
0200	79	0	0	0	0	1	0	1	13	29	21	9	4	1	0	0	0	0	0	0	0	0	0	0	0	0	0	0	0
0300	86	0	0	0	0	3	1	8	12	24	25	6	7	0	0	0	0	0	0	0	0	0	0	0	0	0	0	0	0
0400	140	3	3	4	1	8	11	11	33	34	23	6	3	0	0	0	0	0	0	0	0	0	0	0	0	0	0	0	0
0500	387	0	0	1	5	28	52	42	86	104	52	13	2	2	0	0	0	0	0	0	0	0	0	0	0	0	0	0	0
0600	636	0	0	0	3	30	111	116	145	145	56	25	2	1	1	1	0	0	0	0	0	0	0	0	0	0	0	0	0
0700	699	0	0	0	0	8	29	84	203	189	114	48	15	6	3	0	0	0	0	0	0	0	0	0	0	0	0	0	0
0800	1140	0	2	1	5	25	71	183	356	280	143	41	23	4	5	1	0	0	0	0	0	0	0	0	0	0	0	0	0
0900	1273	0	0	4	5	26	103	238	418	295	113	44	13	2	2	1	0	0	8	0	1	0	0	0	0	0	0	0	0
1000	1390	0	2	9	48	79	143	272	396	290	114	30	7	0	0	0	0	0	0	0	0	0	0	0	0	0	0	0	0
1100	1546	1	3	27	58	110	141	260	425	332	134	30	9	5	0	6	0	0	0	0	5	0	0	0	0	0	0	0	0
1200	1666	0	1	12	40	57	129	324	515	429	113	35	8	2	0	1	0	0	0	0	0	0	0	0	0	0	0	0	0
1300	2069	0	4	21	80	200	294	524	565	285	66	21	5	3	0	0	0	1	0	0	0	0	0	0	0	0	0	0	0
1400	1899	0	44	132	188	373	305	373	285	153	38	6	2	0	0	0	0	0	0	0	0	0	0	0	0	0	0	0	0
1500	1422	0	1	4	50	61	145	282	470	302	78	14	7	4	0	2	0	1	0	0	0	0	1	0	0	0	0	0	0
1600	1376	1	1	3	23	170	310	383	267	143	47	17	8	0	2	0	0	0	0	0	1	0	0	0	0	0	0	0	0
1700	1864	1	6	69	385	593	365	312	101	21	7	0	3	1	0	0	0	0	0	0	0	0	0	0	0	0	0	0	0
1800	1862	0	18	67	364	532	402	301	141	25	8	1	3	0	0	0	0	0	0	0	0	0	0	0	0	0	0	0	0
1900	1502	3	29	123	301	311	318	286	105	7	3	2	1	5	0	0	8	0	0	0	0	0	0	0	0	0	0	0	0
2000	871	0	1	6	12	67	240	270	170	80	20	2	0	0	0	0	0	0	0	0	0	0	0	0	3	0	0	0	0
2100	439	0	1	4	5	21	55	141	156	48	7	0	0	0	1	0	0	0	0	0	0	0	0	0	0	0	0	0	0
2200	710	1	39	89	122	113	124	133	63	15	10	1	0	0	0	0	0	0	0	0	0	0	0	0	0	0	0	0	0
2300	866	2	4	41	98	201	215	216	64	19	5	0	1	0	0	0	0	0	0	0	0	0	0	0	0	0	0	0	0
07-19	18206	3	82	349	1246	2234	2437	3536	4142	2744	975	287	103	27	12	11	0	2	8	0	7	0	1	0	0	0	0	0	0
06-22	21654	6	113	482	1567	2663	3161	4349	4718	3024	1061	316	106	33	14	12	8	2	8	0	7	0	1	0	3	0	0	0	0
06-00	23230	9	156	612	1787	2977	3500	4698	4845	3058	1076	317	107	33	14	12	8	2	8	0	7	0	1	0	3	0	0	0	0
00-00	24447	12	159	617	1795	3025	3578	4798	5104	3456	1291	380	138	38	14	12	8	3	8	0	7	0	1	0	3	0	0	0	0

Site A
Location R131, north of the Roundabout
Direction Northbound/Southbound

7352 / Ringsend
April 2017
Automatic Traffic Count

Sunday, 02 April 2017

Time	Total	Classification												>PSL	>PSL%	>SL1	>SL1%	>SL2	>SL2%	Mean	Vpp
		1	2	3	4	5	6	7	8	9	10	11	12	50	50	55	55	60	60		85
		MCL	SV	SVT	TB2	TB3	T4	ART3	ART4	ART5	ART6	BD	DRT			+5kph	+5kph	+10kph	+10kph		
0000	345	2	301	3	25	6	4	0	0	0	4	0	0	14	4.1	2	0.6	0	0	38	44.3
0100	180	3	154	0	10	11	0	1	0	0	1	0	0	17	9.4	4	2.2	0	0	41.7	46.4
0200	80	2	76	0	1	1	0	0	0	0	0	0	0	13	16.3	5	6.3	2	2.5	43.2	51.8
0300	78	0	69	0	3	3	2	1	0	0	0	0	0	18	23.1	4	5.1	2	2.6	45.5	51.8
0400	98	1	77	0	10	8	1	0	0	1	0	0	0	8	8.2	3	3.1	1	1	42.5	48.2
0500	175	1	155	2	8	5	0	0	0	0	4	0	0	22	12.6	12	6.9	5	2.9	44	48.2
0600	482	4	364	1	43	19	3	0	3	23	21	1	0	28	5.8	12	2.5	4	0.8	37.2	44.6
0700	484	7	404	2	36	15	4	1	0	9	6	0	0	49	10.1	25	5.2	6	1.2	41.7	47.9
0800	509	16	415	1	40	24	6	1	4	2	0	0	0	77	15.1	21	4.1	6	1.2	43.3	50
0900	929	32	790	2	40	33	9	1	5	4	10	1	2	81	8.7	27	2.9	4	0.4	41.7	48.2
1000	1165	36	1017	7	45	31	13	1	5	4	2	4	0	62	5.3	17	1.5	4	0.3	38.6	45.4
1100	1224	49	1065	5	42	34	12	1	3	2	5	2	4	42	3.4	11	0.9	7	0.6	37.9	44.3
1200	1493	43	1313	12	51	31	13	3	5	7	11	3	1	51	3.4	14	0.9	4	0.3	36.8	42.8
1300	1620	48	1462	11	36	28	9	3	7	3	8	2	3	30	1.9	15	0.9	10	0.6	37.2	42.5
1400	1436	29	1310	7	35	29	10	3	1	6	5	0	1	30	2.1	8	0.6	1	0.1	37.2	43.2
1500	1375	27	1239	9	39	33	19	1	1	3	1	0	3	49	3.6	18	1.3	4	0.3	38.5	43.9
1600	1355	32	1211	8	47	27	14	2	1	3	8	1	1	42	3.1	14	1	3	0.2	38.7	44.3
1700	1373	22	1238	8	48	27	14	3	4	2	4	2	1	53	3.9	26	1.9	14	1	38.4	44.6
1800	1235	16	1101	7	41	30	8	6	9	6	9	0	2	52	4.2	20	1.6	11	0.9	39.1	44.3
1900	1067	18	924	8	44	37	14	4	6	5	6	0	1	45	4.2	13	1.2	2	0.2	39.8	45.4
2000	831	11	750	6	26	23	7	1	1	1	3	1	1	28	3.4	6	0.7	1	0.1	40.1	45
2100	594	11	525	3	22	14	4	2	2	5	5	1	0	29	4.9	16	2.7	9	1.5	41.2	45.7
2200	400	8	338	2	20	18	4	2	2	1	5	0	0	31	7.8	7	1.8	3	0.8	41.5	47.5
2300	293	6	239	0	31	9	5	0	2	1	0	0	0	35	11.9	10	3.4	1	0.3	42.6	48.6
07-19	14198	357	12565	79	500	342	131	26	45	51	69	15	18	618	4.4	216	1.5	74	0.5	38.5	44.6
06-22	17172	401	15128	97	635	435	159	33	57	85	104	18	20	748	4.4	263	1.5	90	0.5	38.7	44.6
06-00	17865	415	15705	99	686	462	168	35	61	87	109	18	20	814	4.6	280	1.6	94	0.5	38.9	45
00-00	18821	424	16537	104	743	496	175	37	61	88	118	18	20	906	4.8	310	1.6	104	0.6	39	45

Site A
Location R131, north of the Roundabout
Direction Northbound/Southbound

7352 / Ringsend
April 2017
Automatic Traffic Count

Sunday, 02 April 2017

Time	Total	Speed Bins (km/h)																											
		0 - 5	5 - 10	10 - 15	15 - 20	20 - 25	25 - 30	30 - 35	35 - 40	40 - 45	45 - 50	50 - 55	55 - 60	60 - 65	65 - 70	70 - 75	75 - 80	80 - 85	85 - 90	90 - 95	95 - 100	100 - 105	105 - 110	110 - 115	115 - 120	120 - 125	125 - 130	130 - 135	135 - 140
0000	345	0	0	1	1	14	25	61	102	91	36	12	2	0	0	0	0	0	0	0	0	0	0	0	0	0	0	0	0
0100	180	0	0	0	2	0	4	7	50	78	22	13	4	0	0	0	0	0	0	0	0	0	0	0	0	0	0	0	0
0200	80	0	0	1	0	1	1	3	18	27	16	8	3	1	1	0	0	0	0	0	0	0	0	0	0	0	0	0	0
0300	78	0	0	0	1	0	0	2	7	28	22	14	2	1	1	0	0	0	0	0	0	0	0	0	0	0	0	0	0
0400	98	0	0	0	0	0	2	9	18	43	18	5	2	0	1	0	0	0	0	0	0	0	0	0	0	0	0	0	0
0500	175	0	0	0	0	1	1	12	22	69	48	10	7	5	0	0	0	0	0	0	0	0	0	0	0	0	0	0	0
0600	482	0	0	2	3	24	83	82	101	115	44	16	8	1	1	0	1	0	0	0	0	0	0	0	1	0	0	0	0
0700	484	0	0	0	2	12	20	41	109	166	85	24	19	3	3	0	0	0	0	0	0	0	0	0	0	0	0	0	0
0800	509	0	0	0	3	5	15	19	103	183	104	56	15	5	1	0	0	0	0	0	0	0	0	0	0	0	0	0	0
0900	929	0	0	0	7	20	31	79	201	311	199	54	23	4	0	0	0	0	0	0	0	0	0	0	0	0	0	0	0
1000	1165	0	2	14	13	42	63	141	391	301	136	45	13	3	1	0	0	0	0	0	0	0	0	0	0	0	0	0	0
1100	1224	0	3	0	16	55	114	189	339	341	125	31	4	3	0	2	0	0	0	0	0	2	0	0	0	0	0	0	0
1200	1493	0	0	6	25	73	135	292	480	334	97	37	10	1	3	0	0	0	0	0	0	0	0	0	0	0	0	0	0
1300	1620	0	0	3	22	47	134	326	570	389	99	15	5	5	2	0	0	0	0	0	0	3	0	0	0	0	0	0	0
1400	1436	0	2	9	23	54	86	294	485	343	110	22	7	0	1	0	0	0	0	0	0	0	0	0	0	0	0	0	0
1500	1375	0	0	5	17	24	59	226	490	386	119	31	14	3	1	0	0	0	0	0	0	0	0	0	0	0	0	0	0
1600	1355	0	0	3	9	21	57	219	513	363	128	28	11	2	0	0	0	0	0	0	0	0	0	0	0	0	0	1	0
1700	1373	0	1	8	24	34	87	231	437	345	153	27	12	2	2	0	0	2	5	0	0	0	0	0	0	0	3	0	0
1800	1235	0	0	0	10	16	43	205	464	325	120	32	9	8	0	0	0	0	0	3	0	0	0	0	0	0	0	0	0
1900	1067	0	0	0	3	5	42	150	347	354	121	32	11	2	0	0	0	0	0	0	0	0	0	0	0	0	0	0	0
2000	831	0	0	0	0	5	23	87	325	261	102	22	5	1	0	0	0	0	0	0	0	0	0	0	0	0	0	0	0
2100	594	0	0	0	0	0	4	66	208	207	80	13	7	1	3	2	0	0	2	0	0	0	0	0	0	0	1	0	0
2200	400	0	0	0	0	0	7	35	120	145	62	24	4	3	0	0	0	0	0	0	0	0	0	0	0	0	0	0	0
2300	293	0	0	0	0	1	5	18	77	99	58	25	9	1	0	0	0	0	0	0	0	0	0	0	0	0	0	0	0
07-19	14198	0	8	48	171	403	844	2262	4582	3787	1475	402	142	39	14	2	0	2	5	3	0	5	0	0	0	0	3	1	0
06-22	17172	0	8	50	177	437	996	2647	5563	4724	1822	485	173	44	18	4	1	2	7	3	0	5	0	0	1	0	4	1	0
06-00	17865	0	8	50	177	438	1008	2700	5760	4968	1942	534	186	48	18	4	1	2	7	3	0	5	0	0	1	0	4	1	0
00-00	18821	0	8	52	181	454	1041	2794	5977	5304	2104	596	206	55	21	4	1	2	7	3	0	5	0	0	1	0	4	1	0

Site A
Location R131, north of the Roundabout
Direction Northbound/Southbound

7352 / Ringsend
April 2017
Automatic Traffic Count

Monday, 03 April 2017

Time	Total	Classification												>PSL	>PSL%	>SL1	>SL1%	>SL2	>SL2%	Mean	Vpp
		1	2	3	4	5	6	7	8	9	10	11	12	50	50	55	55	60	60		85
		MCL	SV	SVT	TB2	TB3	T4	ART3	ART4	ART5	ART6	BD	DRT			+5kph	+5kph	+10kph	+10kph		
0000	260	4	215	2	22	5	3	0	1	2	4	2	0	33	12.7	10	3.8	2	0.8	42.3	49
0100	83	3	63	0	9	2	2	0	1	1	2	0	0	14	16.9	7	8.4	2	2.4	43	51.1
0200	46	2	28	0	6	4	0	1	1	2	2	0	0	3	6.5	2	4.3	0	0	41.5	47.5
0300	65	2	46	0	12	1	1	0	0	2	1	0	0	4	6.2	1	1.5	0	0	40.7	47.5
0400	204	2	152	2	22	7	1	0	2	8	7	1	0	20	9.8	5	2.5	2	1	42.8	48.2
0500	697	7	523	2	49	25	4	1	10	42	29	2	3	34	4.9	13	1.9	2	0.3	37.4	45.7
0600	1329	29	1047	6	100	35	18	0	12	29	39	7	7	49	3.7	20	1.5	10	0.8	34.7	42.8
0700	2699	50	2445	12	60	27	22	4	10	23	31	8	7	31	1.1	17	0.6	16	0.6	27.4	35.3
0800	2580	42	2376	10	61	25	24	2	11	7	11	8	3	23	0.9	13	0.5	13	0.5	26.4	35.3
0900	2073	43	1768	16	94	48	33	6	7	11	35	4	8	28	1.4	6	0.3	3	0.1	32.1	40
1000	1779	20	1492	10	101	40	32	5	12	21	32	5	9	18	1	2	0.1	0	0	33.1	40.7
1100	1738	25	1433	9	122	39	27	1	8	27	33	8	6	28	1.6	13	0.7	10	0.6	32.5	39.2
1200	1770	18	1519	5	101	34	14	1	11	25	28	7	7	18	1	7	0.4	6	0.3	33.9	40.7
1300	1833	25	1565	16	85	29	31	6	11	25	32	1	7	29	1.6	19	1	13	0.7	31	38.9
1400	1798	20	1509	10	112	46	20	2	13	21	31	6	8	31	1.7	11	0.6	7	0.4	32.4	40
1500	2068	27	1802	12	93	33	18	3	10	15	42	6	7	32	1.5	22	1.1	12	0.6	30.3	38.9
1600	2304	43	2089	13	65	26	23	2	3	9	25	3	3	17	0.7	15	0.7	13	0.6	24.6	34.2
1700	2458	73	2229	10	53	39	19	2	4	9	16	2	2	16	0.7	10	0.4	7	0.3	25.5	29.9
1800	2427	36	2286	15	37	18	13	1	3	0	9	3	6	11	0.5	9	0.4	9	0.4	24.6	29.5
1900	1899	29	1770	15	21	36	14	0	1	2	5	5	1	2	0.1	0	0	0	0	23.4	32.4
2000	1051	23	956	6	18	32	4	1	2	4	5	0	0	6	0.6	1	0.1	1	0.1	33.1	38.5
2100	824	6	762	2	16	19	6	2	3	3	5	0	0	2	0.2	0	0	0	0	33.6	40
2200	1269	16	1181	8	9	33	9	2	1	0	8	2	0	7	0.6	6	0.5	0	0	24.7	32.4
2300	460	6	408	1	14	19	0	1	1	4	6	0	0	5	1.1	0	0	0	0	34.4	39.6
07-19	25527	422	22513	138	984	404	276	35	103	193	325	61	73	282	1.1	144	0.6	109	0.4	29	37.8
06-22	30630	509	27048	167	1139	526	318	38	121	231	379	73	81	341	1.1	165	0.5	120	0.4	29.2	37.8
06-00	32359	531	28637	176	1162	578	327	41	123	235	393	75	81	353	1.1	171	0.5	120	0.4	29.1	37.8
00-00	33714	551	29664	182	1282	622	338	43	138	292	438	80	84	461	1.4	209	0.6	128	0.4	29.5	38.5

Site A
Location R131, north of the Roundabout
Direction Northbound/Southbound

7352 / Ringsend
April 2017
Automatic Traffic Count

Monday, 03 April 2017

Time	Total	Speed Bins (km/h)																											
		0 - 5	5 - 10	10 - 15	15 - 20	20 - 25	25 - 30	30 - 35	35 - 40	40 - 45	45 - 50	50 - 55	55 - 60	60 - 65	65 - 70	70 - 75	75 - 80	80 - 85	85 - 90	90 - 95	95 - 100	100 - 105	105 - 110	110 - 115	115 - 120	120 - 125	125 - 130	130 - 135	135 - 140
0000	260	0	0	0	0	3	5	26	67	76	50	23	8	1	1	0	0	0	0	0	0	0	0	0	0	0	0	0	0
0100	83	0	0	0	0	1	3	6	20	26	13	7	5	1	1	0	0	0	0	0	0	0	0	0	0	0	0	0	0
0200	46	0	0	0	1	2	0	2	10	18	10	1	2	0	0	0	0	0	0	0	0	0	0	0	0	0	0	0	0
0300	65	0	0	0	0	1	2	7	19	19	13	3	1	0	0	0	0	0	0	0	0	0	0	0	0	0	0	0	0
0400	204	0	0	0	0	2	2	12	42	81	45	15	3	1	1	0	0	0	0	0	0	0	0	0	0	0	0	0	0
0500	697	0	0	0	6	41	112	115	145	143	101	21	11	1	0	1	0	0	0	0	0	0	0	0	0	0	0	0	0
0600	1329	0	2	13	54	114	175	301	337	189	95	29	10	4	2	4	0	0	0	0	0	0	0	0	0	0	0	0	0
0700	2699	0	16	144	374	609	632	492	268	104	29	14	1	1	0	0	9	0	0	0	0	0	6	0	0	0	0	0	0
0800	2580	1	26	176	414	583	583	386	260	102	26	10	0	2	1	7	0	0	0	3	0	0	0	0	0	0	0	0	0
0900	2073	0	5	35	145	194	383	523	481	209	70	22	3	2	1	0	0	0	0	0	0	0	0	0	0	0	0	0	0
1000	1779	0	4	23	74	160	325	427	419	264	65	16	2	0	0	0	0	0	0	0	0	0	0	0	0	0	0	0	0
1100	1738	0	1	16	38	191	353	556	347	174	34	15	3	7	0	0	2	0	0	1	0	0	0	0	0	0	0	0	0
1200	1770	0	0	18	43	129	312	442	499	220	89	11	1	0	3	3	0	0	0	0	0	0	0	0	0	0	0	0	0
1300	1833	3	4	66	198	187	318	456	364	148	60	10	6	0	3	3	7	0	0	0	0	0	0	0	0	0	0	0	0
1400	1798	0	2	35	102	225	290	428	417	230	38	20	4	1	3	0	0	0	0	0	0	0	0	0	3	0	0	0	0
1500	2068	1	9	68	228	283	458	439	319	164	67	10	10	0	3	0	0	3	1	0	0	0	0	0	0	0	3	0	2
1600	2304	3	19	264	525	559	360	252	198	76	31	2	2	5	4	0	0	3	0	0	0	1	0	0	0	0	0	0	0
1700	2458	0	6	19	262	928	868	281	53	24	1	6	3	4	0	0	0	0	0	3	0	0	0	0	0	0	0	0	0
1800	2427	0	18	69	441	823	732	215	103	1	14	2	0	0	3	0	0	0	3	3	0	0	0	0	0	0	0	0	0
1900	1899	4	13	274	510	331	320	278	130	33	4	2	0	0	0	0	0	0	0	0	0	0	0	0	0	0	0	0	0
2000	1051	0	0	4	12	67	205	369	307	70	11	5	0	0	0	1	0	0	0	0	0	0	0	0	0	0	0	0	0
2100	824	0	0	4	12	67	121	256	236	111	15	2	0	0	0	0	0	0	0	0	0	0	0	0	0	0	0	0	0
2200	1269	1	4	75	276	334	290	195	63	23	1	1	6	0	0	0	0	0	0	0	0	0	0	0	0	0	0	0	0
2300	460	0	0	1	4	30	58	149	152	40	21	5	0	0	0	0	0	0	0	0	0	0	0	0	0	0	0	0	0
07-19	25527	8	110	933	2844	4871	5614	4897	3728	1716	524	138	35	22	21	13	18	6	4	10	0	1	6	0	3	0	3	0	2
06-22	30630	12	125	1228	3432	5450	6435	6101	4738	2119	649	176	45	26	23	18	18	6	4	10	0	1	6	0	3	0	3	0	2
06-00	32359	13	129	1304	3712	5814	6783	6445	4953	2182	671	182	51	26	23	18	18	6	4	10	0	1	6	0	3	0	3	0	2
00-00	33714	13	129	1304	3719	5864	6907	6613	5256	2545	903	252	81	30	26	19	18	6	4	10	0	1	6	0	3	0	3	0	2

Site A
Location R131, north of the Roundabout
Direction Northbound/Southbound

7352 / Ringsend
April 2017
Automatic Traffic Count

Tuesday, 04 April 2017

Time	Total	Classification												>PSL	>PSL%	>SL1	>SL1%	>SL2	>SL2%	Mean	Vpp
		1	2	3	4	5	6	7	8	9	10	11	12	50	50	55	55	60	60		85
		MCL	SV	SVT	TB2	TB3	T4	ART3	ART4	ART5	ART6	BD	DRT			+5kph	+5kph	+10kph	+10kph		
0000	277	5	240	3	15	9	1	0	0	1	3	0	0	11	4	2	0.7	1	0.4	37.6	42.5
0100	128	1	104	0	4	10	4	0	1	2	2	0	0	16	12.5	6	4.7	1	0.8	42.5	48.2
0200	49	3	33	0	3	2	1	1	1	3	2	0	0	7	14.3	2	4.1	2	4.1	42.6	49
0300	48	4	23	0	6	3	3	1	1	3	2	2	0	5	10.4	2	4.2	1	2.1	43.6	48.6
0400	201	1	160	1	16	4	1	1	2	6	9	0	0	17	8.5	5	2.5	1	0.5	42.4	47.9
0500	685	12	556	3	32	16	2	3	1	7	45	7	1	47	6.9	18	2.6	1	0.1	37.9	45.7
0600	1614	28	1391	6	77	30	14	4	2	11	36	10	5	29	1.8	3	0.2	0	0	33.9	41.8
0700	2711	37	2527	14	45	24	17	1	2	6	24	7	7	36	1.3	24	0.9	12	0.4	28.9	37.1
0800	2667	54	2485	13	54	17	14	1	4	5	14	3	3	31	1.2	14	0.5	12	0.4	26.5	35.6
0900	2163	40	1958	10	73	27	13	1	8	11	14	3	5	33	1.5	14	0.6	4	0.2	30	38.5
1000	1899	21	1629	14	108	39	32	0	4	17	19	6	10	44	2.3	12	0.6	8	0.4	33.8	41.8
1100	1878	26	1633	11	73	40	23	3	12	14	37	5	1	23	1.2	4	0.2	2	0.1	31.3	40
1200	1884	28	1633	12	91	41	17	3	5	13	33	3	5	47	2.5	15	0.8	6	0.3	33.9	41.8
1300	1806	28	1555	7	84	48	17	2	10	18	24	7	6	29	1.6	18	1	16	0.9	31	40.3
1400	1924	34	1646	9	105	33	26	2	17	16	28	3	5	43	2.2	19	1	14	0.7	32.6	40.7
1500	2164	40	1913	15	83	22	28	5	8	14	25	4	7	21	1	5	0.2	1	0	28.8	38.2
1600	2308	53	2073	10	71	31	21	1	4	9	22	3	10	22	1	11	0.5	3	0.1	28.2	38.5
1700	2314	67	2070	23	67	19	25	4	4	4	19	3	9	63	2.7	41	1.8	21	0.9	28.4	38.2
1800	2026	73	1783	24	54	22	16	3	7	8	17	10	9	39	1.9	19	0.9	8	0.4	31.2	40.7
1900	1416	50	1252	7	43	36	12	2	4	2	6	0	2	58	4.1	13	0.9	7	0.5	38.2	44.3
2000	866	32	746	5	34	21	7	1	2	1	15	2	0	37	4.3	10	1.2	5	0.6	39	45
2100	724	9	653	1	26	17	8	1	1	5	1	2	0	35	4.8	12	1.7	5	0.7	40	45
2200	494	12	425	2	19	20	3	0	3	4	6	0	0	29	5.9	3	0.6	0	0	41.2	46.8
2300	314	6	273	0	15	13	3	1	0	0	3	0	0	26	8.3	10	3.2	3	1	42.8	47.9
07-19	25744	501	22905	162	908	363	249	26	85	135	276	57	77	431	1.7	196	0.8	107	0.4	30.1	39.2
06-22	30364	620	26947	181	1088	467	290	34	94	154	334	71	84	590	1.9	234	0.8	124	0.4	31.2	40.7
06-00	31172	638	27645	183	1122	500	296	35	97	158	343	71	84	645	2.1	247	0.8	127	0.4	31.5	41
00-00	32560	664	28761	190	1198	544	308	41	103	180	406	80	85	748	2.3	282	0.9	134	0.4	31.8	41.4

Site A
Location R131, north of the Roundabout
Direction Northbound/Southbound

7352 / Ringsend
April 2017
Automatic Traffic Count

Tuesday, 04 April 2017

Time	Total	Speed Bins (km/h)																											
		0 - 5	5 - 10	10 - 15	15 - 20	20 - 25	25 - 30	30 - 35	35 - 40	40 - 45	45 - 50	50 - 55	55 - 60	60 - 65	65 - 70	70 - 75	75 - 80	80 - 85	85 - 90	90 - 95	95 - 100	100 - 105	105 - 110	110 - 115	115 - 120	120 - 125	125 - 130	130 - 135	135 - 140
0000	277	0	0	1	1	15	9	55	103	62	20	9	1	1	0	0	0	0	0	0	0	0	0	0	0	0	0	0	0
0100	128	0	0	0	1	2	8	8	17	39	37	10	5	1	0	0	0	0	0	0	0	0	0	0	0	0	0	0	0
0200	49	0	0	0	1	1	2	3	10	13	12	5	0	1	0	1	0	0	0	0	0	0	0	0	0	0	0	0	0
0300	48	0	0	0	1	0	0	2	8	20	12	3	1	1	0	0	0	0	0	0	0	0	0	0	0	0	0	0	0
0400	201	0	0	0	0	1	2	23	39	73	46	12	4	1	0	0	0	0	0	0	0	0	0	0	0	0	0	0	0
0500	685	0	0	3	1	28	87	129	161	156	73	29	17	1	0	0	0	0	0	0	0	0	0	0	0	0	0	0	0
0600	1614	0	1	13	42	115	322	413	372	216	91	26	3	0	0	0	0	0	0	0	0	0	0	0	0	0	0	0	0
0700	2711	0	17	105	337	509	499	628	367	161	52	12	12	3	5	0	0	0	3	0	0	1	0	0	0	0	0	0	0
0800	2667	2	34	231	450	537	494	447	291	118	32	17	2	2	1	0	6	0	0	0	2	0	0	0	0	0	0	0	1
0900	2163	4	23	95	190	312	404	538	331	177	56	19	10	2	1	0	1	0	0	0	0	0	0	0	0	0	0	0	0
1000	1899	0	1	15	131	156	282	414	493	256	107	32	4	2	1	0	0	2	0	0	0	0	0	0	3	0	0	0	0
1100	1878	0	11	85	181	177	285	442	414	153	107	19	2	2	0	0	0	0	0	0	0	0	0	0	0	0	0	0	0
1200	1884	0	6	26	68	198	304	436	422	282	95	32	9	1	0	0	0	0	0	0	0	3	0	2	0	0	0	0	0
1300	1806	1	35	53	180	202	392	332	320	193	69	11	2	6	0	0	2	0	0	0	8	0	0	0	0	0	0	0	0
1400	1924	0	3	28	117	200	396	423	427	224	63	24	5	1	2	1	5	0	0	0	0	5	0	0	0	0	0	0	0
1500	2164	0	20	141	292	370	338	352	395	198	37	16	4	1	0	0	0	0	0	0	0	0	0	0	0	0	0	0	0
1600	2308	0	2	113	457	374	402	375	340	157	66	11	8	0	0	0	1	0	0	0	0	0	0	0	0	0	0	2	0
1700	2314	2	4	202	361	449	312	404	320	158	39	22	20	2	8	0	0	1	3	0	0	0	0	0	0	0	0	0	7
1800	2026	0	7	76	219	254	348	406	351	213	113	20	11	3	0	0	0	0	0	0	5	0	0	0	0	0	0	0	0
1900	1416	0	0	2	9	65	96	236	433	391	126	45	6	3	1	0	0	0	0	0	0	0	0	3	0	0	0	0	0
2000	866	0	0	1	6	14	48	137	283	239	101	27	5	4	1	0	0	0	0	0	0	0	0	0	0	0	0	0	0
2100	724	0	0	0	1	9	24	72	268	236	79	23	7	2	2	1	0	0	0	0	0	0	0	0	0	0	0	0	0
2200	494	0	0	0	0	1	8	32	175	166	83	26	3	0	0	0	0	0	0	0	0	0	0	0	0	0	0	0	0
2300	314	0	0	0	2	0	5	13	75	118	75	16	7	2	1	0	0	0	0	0	0	0	0	0	0	0	0	0	0
07-19	25744	9	163	1170	2983	3738	4456	5197	4471	2290	836	235	89	25	18	1	15	3	6	0	15	9	0	2	3	0	0	2	8
06-22	30364	9	164	1186	3041	3941	4946	6055	5827	3372	1233	356	110	34	22	2	15	3	6	0	15	9	0	5	3	0	0	2	8
06-00	31172	9	164	1186	3043	3942	4959	6100	6077	3656	1391	398	120	36	23	2	15	3	6	0	15	9	0	5	3	0	0	2	8
00-00	32560	9	164	1190	3048	3989	5067	6320	6415	4019	1591	466	148	42	23	3	15	3	6	0	15	9	0	5	3	0	0	2	8

Site A
Location R131, north of the Roundabout
Direction Northbound/Southbound

7352 / Ringsend
April 2017
Automatic Traffic Count

Wednesday, 05 April 2017

Time	Total	Classification												>PSL	>PSL%	>SL1	>SL1%	>SL2	>SL2%	Mean	Vpp
		1	2	3	4	5	6	7	8	9	10	11	12	50	50	55	55	60	60		85
		MCL	SV	SVT	TB2	TB3	T4	ART3	ART4	ART5	ART6	BD	DRT			+5kph	+5kph	+10kph	+10kph		
0000	194	4	156	1	12	14	3	1	1	0	2	0	0	17	8.8	6	3.1	2	1	40.6	47.5
0100	92	1	79	0	5	1	2	1	0	1	2	0	0	14	15.2	3	3.3	1	1.1	42.9	49.7
0200	41	3	26	0	5	4	0	0	0	2	1	0	0	3	7.3	1	2.4	0	0	37.7	45.4
0300	77	3	50	0	11	7	2	0	1	2	1	0	0	8	10.4	3	3.9	1	1.3	41.9	47.9
0400	191	1	159	0	15	2	1	1	1	5	6	0	0	18	9.4	8	4.2	3	1.6	42	47.5
0500	628	16	504	2	31	13	7	1	6	10	33	3	2	36	5.7	8	1.3	5	0.8	38	46.1
0600	1585	25	1358	10	47	26	34	0	4	16	58	6	1	33	2.1	9	0.6	6	0.4	34.5	42.1
0700	2666	37	2482	9	46	18	20	3	5	11	28	4	3	30	1.1	24	0.9	14	0.5	26.8	36
0800	2656	45	2476	15	31	33	17	1	7	8	18	4	1	34	1.3	19	0.7	16	0.6	27.9	36.4
0900	2342	30	2152	10	85	14	13	1	8	8	12	1	8	30	1.3	10	0.4	3	0.1	28.7	37.4
1000	2003	22	1755	9	129	21	14	1	12	23	12	1	4	20	1	4	0.2	1	0	31	39.2
1100	2002	21	1812	3	91	17	13	3	12	16	11	0	3	10	0.5	4	0.2	0	0	28	38.9
1200	1957	15	1699	9	127	13	22	3	10	22	24	3	10	30	1.5	3	0.2	1	0.1	33.1	40.7
1300	2043	8	1835	3	109	11	19	3	12	25	14	2	2	39	1.9	22	1.1	15	0.7	31.7	39.2
1400	1921	13	1657	15	148	15	19	0	11	21	18	2	2	20	1	5	0.3	1	0.1	32.4	40.3
1500	2104	25	1867	11	137	6	8	3	10	19	12	2	4	29	1.4	20	1	9	0.4	29.2	40
1600	2049	23	1849	18	93	15	16	1	5	14	9	3	3	22	1.1	10	0.5	6	0.3	25.8	35.3
1700	2225	17	2053	14	98	9	9	4	4	2	11	2	2	24	1.1	14	0.6	13	0.6	28.3	38.5
1800	1985	19	1833	15	72	10	7	3	5	10	9	2	0	17	0.9	11	0.6	10	0.5	29.8	39.2
1900	1318	6	1208	11	65	8	8	3	1	4	3	0	1	66	5	17	1.3	0	0	39.2	45.7
2000	858	3	791	4	44	5	2	0	4	2	3	0	0	38	4.4	6	0.7	3	0.3	40.7	46.4
2100	670	2	600	4	48	8	2	0	3	2	1	0	0	68	10.1	17	2.5	4	0.6	42.4	48.2
2200	489	2	451	1	22	6	3	0	1	2	1	0	0	61	12.5	15	3.1	6	1.2	43.6	49.3
2300	373	0	333	2	26	6	0	0	1	3	2	0	0	65	17.4	16	4.3	5	1.3	44.1	50
07-19	25953	275	23470	131	1166	182	177	26	101	179	178	26	42	305	1.2	146	0.6	89	0.3	29.2	38.5
06-22	30384	311	27427	160	1370	229	223	29	113	203	243	32	44	510	1.7	195	0.6	102	0.3	30.6	40.3
06-00	31246	313	28211	163	1418	241	226	29	115	208	246	32	44	636	2	226	0.7	113	0.4	30.9	41
00-00	32469	341	29185	166	1497	282	241	33	124	228	291	35	46	732	2.3	255	0.8	125	0.4	31.3	41.4

Site A
Location R131, north of the Roundabout
Direction Northbound/Southbound

7352 / Ringsend
April 2017
Automatic Traffic Count

Wednesday, 05 April 2017

Time	Total	Speed Bins (km/h)																											
		0 - 5	5 - 10	10 - 15	15 - 20	20 - 25	25 - 30	30 - 35	35 - 40	40 - 45	45 - 50	50 - 55	55 - 60	60 - 65	65 - 70	70 - 75	75 - 80	80 - 85	85 - 90	90 - 95	95 - 100	100 - 105	105 - 110	110 - 115	115 - 120	120 - 125	125 - 130	130 - 135	135 - 140
0000	194	1	0	1	1	3	4	31	49	54	33	11	4	1	1	0	0	0	0	0	0	0	0	0	0	0	0	0	0
0100	92	0	0	0	0	1	2	5	27	29	14	11	2	1	0	0	0	0	0	0	0	0	0	0	0	0	0	0	0
0200	41	0	0	0	0	4	5	5	7	12	5	2	1	0	0	0	0	0	0	0	0	0	0	0	0	0	0	0	0
0300	77	0	0	0	1	1	1	10	14	27	15	5	2	1	0	0	0	0	0	0	0	0	0	0	0	0	0	0	0
0400	191	0	0	1	1	1	4	15	44	70	37	10	5	1	1	1	0	0	0	0	0	0	0	0	0	0	0	0	0
0500	628	0	0	0	6	26	99	80	130	162	89	28	3	1	2	2	0	0	0	0	0	0	0	0	0	0	0	0	0
0600	1585	0	0	6	34	125	304	405	316	278	84	24	3	0	1	0	0	0	0	5	0	0	0	0	0	0	0	0	0
0700	2666	2	18	205	472	530	529	402	322	114	42	6	10	0	5	6	0	0	0	0	0	0	0	0	3	0	0	0	0
0800	2656	0	9	114	444	489	611	452	349	119	35	15	3	5	0	5	0	0	0	0	6	0	0	0	0	0	0	0	0
0900	2342	0	9	70	315	400	498	483	354	149	34	20	7	3	0	0	0	0	0	0	0	0	0	0	0	0	0	0	0
1000	2003	2	13	80	109	242	392	536	347	202	60	16	3	1	0	0	0	0	0	0	0	0	0	0	0	0	0	0	0
1100	2002	2	17	130	382	301	281	379	243	206	51	6	4	0	0	0	0	0	0	0	0	0	0	0	0	0	0	0	0
1200	1957	1	3	20	62	206	383	477	456	232	87	27	2	1	0	0	0	0	0	0	0	0	0	0	0	0	0	0	0
1300	2043	3	3	61	114	239	439	448	455	187	55	17	7	0	5	8	0	0	0	0	1	0	0	0	1	0	0	0	0
1400	1921	1	0	20	112	219	429	388	426	215	91	15	4	0	0	0	0	0	0	1	0	0	0	0	0	0	0	0	0
1500	2104	2	1	54	405	391	315	327	290	240	50	9	11	1	1	2	0	0	2	0	0	0	3	0	0	0	0	0	0
1600	2049	10	7	117	437	578	360	201	191	91	35	12	4	0	0	2	0	0	0	0	0	0	0	0	0	0	0	0	4
1700	2225	10	7	121	299	502	426	274	335	177	50	10	1	5	0	0	3	2	0	0	0	0	0	3	0	0	0	0	0
1800	1985	9	3	69	267	332	275	416	357	179	61	6	1	1	3	1	1	0	0	4	0	0	0	0	0	0	0	0	0
1900	1318	3	2	0	10	25	55	210	417	348	182	49	17	0	0	0	0	0	0	0	0	0	0	0	0	0	0	0	0
2000	858	0	0	2	7	3	16	93	243	303	153	32	3	3	0	0	0	0	0	0	0	0	0	0	0	0	0	0	0
2100	670	1	2	0	1	6	15	31	155	262	129	51	13	1	2	0	0	0	0	0	0	0	0	1	0	0	0	0	0
2200	489	1	0	2	0	1	5	26	90	167	136	46	9	4	2	0	0	0	0	0	0	0	0	0	0	0	0	0	0
2300	373	0	0	0	0	0	4	17	73	123	91	49	11	5	0	0	0	0	0	0	0	0	0	0	0	0	0	0	0
07-19	25953	42	90	1061	3418	4429	4938	4783	4125	2111	651	159	57	17	14	24	4	2	2	5	7	0	3	3	4	0	0	0	4
06-22	30384	46	94	1069	3470	4588	5328	5522	5256	3302	1199	315	93	21	17	24	4	2	2	10	7	0	3	4	4	0	0	0	4
06-00	31246	47	94	1071	3470	4589	5337	5565	5419	3592	1426	410	113	30	19	24	4	2	2	10	7	0	3	4	4	0	0	0	4
00-00	32469	48	94	1073	3479	4625	5452	5711	5690	3946	1619	477	130	35	23	27	4	2	2	10	7	0	3	4	4	0	0	0	4

Site A
Location R131, north of the Roundabout
Direction Northbound/Southbound

7352 / Ringsend
April 2017
Automatic Traffic Count

Thursday, 06 April 2017

Time	Total	Classification												>PSL	>PSL%	>SL1	>SL1%	>SL2	>SL2%	Mean	Vpp
		1	2	3	4	5	6	7	8	9	10	11	12	50	50	55	55	60	60		85
		MCL	SV	SVT	TB2	TB3	T4	ART3	ART4	ART5	ART6	BD	DRT			+5kph	+5kph	+10kph	+10kph		
0000	188	1	152	3	21	4	0	0	1	2	3	1	0	25	13.3	6	3.2	3	1.6	42.8	49
0100	102	0	79	1	16	1	2	0	1	2	0	0	0	12	11.8	7	6.9	4	3.9	43.5	48.6
0200	55	0	42	1	8	0	1	1	1	0	1	0	0	9	16.4	1	1.8	0	0	43.7	50.8
0300	84	1	64	1	9	5	0	0	2	1	1	0	0	21	25	4	4.8	1	1.2	45.3	51.1
0400	211	1	165	1	29	3	0	0	6	3	3	0	0	39	18.5	11	5.2	1	0.5	44.7	50.8
0500	531	3	413	2	53	10	1	0	5	25	18	0	1	74	13.9	15	2.8	6	1.1	41.5	49.3
0600	1348	19	1148	3	90	14	9	1	9	28	22	1	4	44	3.3	14	1	3	0.2	35.2	44.3
0700	2160	23	2000	8	74	15	7	2	5	14	7	2	3	10	0.5	7	0.3	3	0.1	26.7	36
0800	2321	27	2184	8	59	11	9	4	6	7	2	1	3	10	0.4	2	0.1	2	0.1	26.6	34.9
0900	1890	17	1670	15	121	11	8	1	9	19	14	2	3	23	1.2	5	0.3	0	0	31.1	40
1000	1953	14	1684	12	146	14	9	2	21	24	20	3	4	24	1.2	13	0.7	5	0.3	34.3	41.8
1100	1787	12	1523	13	144	8	13	1	22	28	13	3	7	29	1.6	8	0.4	3	0.2	33.5	41.8
1200	1974	23	1719	18	135	13	9	2	10	23	11	7	4	13	0.7	5	0.3	1	0.1	31.7	39.2
1300	1852	15	1600	12	137	15	11	5	9	26	16	3	3	21	1.1	5	0.3	4	0.2	33.3	40.3
1400	1925	20	1684	14	149	12	10	0	10	15	9	0	2	27	1.4	11	0.6	8	0.4	32.5	40.7
1500	1913	34	1682	12	116	8	16	3	13	15	11	0	3	12	0.6	12	0.6	12	0.6	25	32.8
1600	2047	27	1846	13	95	13	16	8	6	8	12	1	2	4	0.2	1	0	1	0	24.8	30.2
1700	2020	22	1884	14	76	1	5	1	3	5	4	3	2	3	0.1	2	0.1	2	0.1	25.8	32
1800	1727	43	1610	14	43	4	1	3	2	3	4	0	0	0	0	0	0	0	0	22.2	27.7
1900	1405	16	1297	3	81	2	2	0	1	2	0	0	1	11	0.8	6	0.4	6	0.4	29.3	38.2
2000	837	3	747	4	67	8	1	0	2	3	2	0	0	6	0.7	0	0	0	0	36.4	42.1
2100	704	4	653	1	41	3	0	0	0	1	1	0	0	4	0.6	2	0.3	1	0.1	34.4	40.3
2200	698	11	645	2	34	1	0	1	2	1	1	0	0	4	0.6	1	0.1	0	0	28.4	36
2300	395	6	337	1	43	1	0	0	4	3	0	0	0	19	4.8	7	1.8	1	0.3	38.7	45
07-19	23569	277	21086	153	1295	125	114	32	116	187	123	25	36	176	0.7	71	0.3	41	0.2	28.9	38.2
06-22	27863	319	24931	164	1574	152	126	33	128	221	148	26	41	241	0.9	93	0.3	51	0.2	29.6	38.9
06-00	28956	336	25913	167	1651	154	126	34	134	225	149	26	41	264	0.9	101	0.3	52	0.2	29.7	38.9
00-00	30127	342	26828	176	1787	177	130	35	150	258	175	27	42	444	1.5	145	0.5	67	0.2	30.2	39.6

Site A
Location R131, north of the Roundabout
Direction Northbound/Southbound

7352 / Ringsend
April 2017
Automatic Traffic Count

Thursday, 06 April 2017

Time	Total	Speed Bins (km/h)																											
		0 - 5	5 - 10	10 - 15	15 - 20	20 - 25	25 - 30	30 - 35	35 - 40	40 - 45	45 - 50	50 - 55	55 - 60	60 - 65	65 - 70	70 - 75	75 - 80	80 - 85	85 - 90	90 - 95	95 - 100	100 - 105	105 - 110	110 - 115	115 - 120	120 - 125	125 - 130	130 - 135	135 - 140
0000	188	1	0	0	0	0	4	12	39	66	41	19	3	3	0	0	0	0	0	0	0	0	0	0	0	0	0	0	0
0100	102	0	0	0	0	0	1	9	21	33	26	5	3	1	3	0	0	0	0	0	0	0	0	0	0	0	0	0	0
0200	55	0	0	0	0	1	1	0	13	17	14	8	1	0	0	0	0	0	0	0	0	0	0	0	0	0	0	0	0
0300	84	0	0	0	0	1	3	2	9	21	27	17	3	1	0	0	0	0	0	0	0	0	0	0	0	0	0	0	0
0400	211	0	0	0	0	0	2	13	22	77	58	28	10	0	1	0	0	0	0	0	0	0	0	0	0	0	0	0	0
0500	531	0	0	0	0	9	46	74	82	126	120	59	9	3	2	1	0	0	0	0	0	0	0	0	0	0	0	0	0
0600	1348	6	5	14	40	71	223	328	259	221	137	30	11	2	1	0	0	0	0	0	0	0	0	0	0	0	0	0	0
0700	2160	15	31	192	294	440	372	410	259	113	24	3	4	3	0	0	0	0	0	0	0	0	0	0	0	0	0	0	0
0800	2321	19	32	128	295	577	501	407	243	94	15	8	0	0	0	0	0	0	2	0	0	0	0	0	0	0	0	0	0
0900	1890	10	9	43	135	322	305	387	384	216	56	18	5	0	0	0	0	0	0	0	0	0	0	0	0	0	0	0	0
1000	1953	2	7	17	68	145	228	554	523	258	127	11	8	4	0	0	0	0	0	0	0	1	0	0	0	0	0	0	0
1100	1787	3	1	7	80	206	300	384	404	286	87	21	5	1	0	0	0	0	2	0	0	0	0	0	0	0	0	0	0
1200	1974	11	4	18	72	328	398	405	470	196	59	8	4	1	0	0	0	0	0	0	0	0	0	0	0	0	0	0	0
1300	1852	7	2	23	66	185	273	501	479	222	73	16	1	0	0	0	0	0	2	0	2	0	0	0	0	0	0	0	0
1400	1925	9	5	16	102	288	285	451	408	249	85	16	3	0	0	0	0	8	0	0	0	0	0	0	0	0	0	0	0
1500	1913	17	18	60	394	633	342	245	120	52	20	0	0	9	0	0	0	0	0	0	0	0	1	2	0	0	0	0	0
1600	2047	13	6	35	354	715	576	243	76	20	5	3	0	0	0	1	0	0	0	0	0	0	0	0	0	0	0	0	0
1700	2020	12	14	64	238	601	582	362	108	33	3	1	0	0	0	0	2	0	0	0	0	0	0	0	0	0	0	0	0
1800	1727	28	31	64	522	571	346	102	57	3	3	0	0	0	0	0	0	0	0	0	0	0	0	0	0	0	0	0	0
1900	1405	13	13	15	160	298	228	270	265	110	22	5	0	6	0	0	0	0	0	0	0	0	0	0	0	0	0	0	0
2000	837	3	0	0	0	15	88	225	284	166	50	6	0	0	0	0	0	0	0	0	0	0	0	0	0	0	0	0	0
2100	704	3	0	0	6	35	106	237	200	94	19	2	1	1	0	0	0	0	0	0	0	0	0	0	0	0	0	0	0
2200	698	7	7	6	77	119	193	157	90	28	10	3	1	0	0	0	0	0	0	0	0	0	0	0	0	0	0	0	0
2300	395	4	0	1	7	11	14	56	121	117	45	12	6	0	0	0	1	0	0	0	0	0	0	0	0	0	0	0	0
07-19	23569	146	160	667	2620	5011	4508	4451	3531	1742	557	105	30	18	0	1	2	8	6	0	2	1	1	2	0	0	0	0	0
06-22	27863	171	178	696	2826	5430	5153	5511	4539	2333	785	148	42	27	1	1	2	8	6	0	2	1	1	2	0	0	0	0	0
06-00	28956	182	185	703	2910	5560	5360	5724	4750	2478	840	163	49	27	1	1	3	8	6	0	2	1	1	2	0	0	0	0	0
00-00	30127	183	185	703	2910	5571	5417	5834	4936	2818	1126	299	78	35	7	2	3	8	6	0	2	1	1	2	0	0	0	0	0

Site A
Location R131, north of the Roundabout
Direction Northbound/Southbound

7352 / Ringsend
April 2017
Automatic Traffic Count

Friday, 07 April 2017

Time	Total	Classification												>PSL	>PSL%	>SL1	>SL1%	>SL2	>SL2%	Mean	Vpp
		1	2	3	4	5	6	7	8	9	10	11	12	50	50	55	55	60	60		85
		MCL	SV	SVT	TB2	TB3	T4	ART3	ART4	ART5	ART6	BD	DRT			+5kph	+5kph	+10kph	+10kph		
0000	236	1	206	0	27	1	0	0	0	1	0	0	0	23	9.7	4	1.7	1	0.4	42	47.9
0100	97	0	81	0	13	2	0	0	0	1	0	0	0	18	18.6	2	2.1	2	2.1	43.8	50.8
0200	52	0	39	1	9	1	0	0	2	0	0	0	0	7	13.5	1	1.9	0	0	43.2	49
0300	66	0	46	1	15	1	0	0	0	3	0	0	0	14	21.2	5	7.6	2	3	44.7	52.2
0400	173	1	128	1	29	1	0	1	7	4	1	0	0	23	13.3	10	5.8	3	1.7	43.8	49.7
0500	406	8	283	1	55	6	0	0	11	22	18	1	1	30	7.4	8	2	3	0.7	37.3	45.7
0600	1162	37	971	4	69	12	4	3	9	27	23	1	2	36	3.1	15	1.3	6	0.5	32.6	42.5
0700	1928	38	1767	6	73	7	4	2	6	14	9	1	1	17	0.9	7	0.4	1	0.1	27.5	36.4
0800	1865	29	1705	11	72	7	9	4	4	15	7	1	1	10	0.5	3	0.2	0	0	28.9	37.4
0900	1612	24	1429	13	91	7	12	0	12	17	6	1	0	11	0.7	1	0.1	0	0	31.4	39.2
1000	1612	38	1431	9	87	7	8	1	6	14	9	1	1	27	1.7	13	0.8	10	0.6	29.9	40.3
1100	1582	27	1357	8	113	13	13	2	8	24	10	2	5	25	1.6	10	0.6	8	0.5	32.7	40.3
1200	1467	36	1282	8	84	11	8	3	9	17	6	1	2	11	0.7	3	0.2	0	0	29.4	38.5
1300	1311	38	1159	9	61	7	10	2	2	11	8	1	3	4	0.3	2	0.2	0	0	28.5	37.4
1400	1361	37	1223	5	56	5	5	2	7	14	5	0	2	19	1.4	18	1.3	7	0.5	26.8	35.6
1500	1075	47	969	4	36	4	3	2	2	3	5	0	0	4	0.4	2	0.2	2	0.2	24.7	34.9
1600	1157	34	1085	2	24	3	2	1	1	2	2	1	0	6	0.5	5	0.4	1	0.1	23.8	31.3
1700	1771	37	1647	2	67	3	3	0	3	5	2	1	1	0	0	0	0	0	0	26.5	33.1
1800	1427	19	1309	6	78	4	1	2	2	3	3	0	0	10	0.7	3	0.2	0	0	30.4	38.2
1900	1467	38	1347	5	65	2	4	1	2	1	1	0	1	5	0.3	1	0.1	0	0	28.3	35.6
2000	820	10	766	1	43	0	0	0	0	0	0	0	0	9	1.1	2	0.2	2	0.2	34.4	40.7
2100	609	10	561	0	30	5	0	0	1	2	0	0	0	16	2.6	3	0.5	1	0.2	36.1	42.1
2200	627	10	589	0	25	1	1	0	0	1	0	0	0	4	0.6	1	0.2	1	0.2	30.5	38.2
2300	274	6	243	0	19	2	0	1	3	0	0	0	0	13	4.7	3	1.1	1	0.4	37.7	45.4
07-19	18168	404	16363	83	842	78	78	21	62	139	72	10	16	144	0.8	67	0.4	29	0.2	28.6	37.8
06-22	22226	499	20008	93	1049	97	86	25	74	169	96	11	19	210	0.9	88	0.4	38	0.2	29.2	38.2
06-00	23127	515	20840	93	1093	100	87	26	77	170	96	11	19	227	1	92	0.4	40	0.2	29.3	38.2
00-00	24157	525	21623	97	1241	112	87	27	97	201	115	12	20	342	1.4	122	0.5	51	0.2	29.8	38.9

Site A
Location R131, north of the Roundabout
Direction Northbound/Southbound

7352 / Ringsend
April 2017
Automatic Traffic Count

Friday, 07 April 2017

Time	Total	Speed Bins (km/h)																											
		0 - 5	5 - 10	10 - 15	15 - 20	20 - 25	25 - 30	30 - 35	35 - 40	40 - 45	45 - 50	50 - 55	55 - 60	60 - 65	65 - 70	70 - 75	75 - 80	80 - 85	85 - 90	90 - 95	95 - 100	100 - 105	105 - 110	110 - 115	115 - 120	120 - 125	125 - 130	130 - 135	135 - 140
0000	236	0	0	0	0	1	6	25	45	87	49	19	3	1	0	0	0	0	0	0	0	0	0	0	0	0	0	0	0
0100	97	0	0	0	0	1	1	9	21	19	28	16	0	1	1	0	0	0	0	0	0	0	0	0	0	0	0	0	0
0200	52	0	0	0	0	0	1	4	10	17	13	6	1	0	0	0	0	0	0	0	0	0	0	0	0	0	0	0	0
0300	66	0	0	0	0	0	1	5	15	11	20	9	3	1	0	1	0	0	0	0	0	0	0	0	0	0	0	0	0
0400	173	0	0	0	0	0	1	12	33	57	47	13	7	2	0	0	1	0	0	0	0	0	0	0	0	0	0	0	0
0500	406	2	1	0	4	22	49	96	74	86	42	22	5	3	0	0	0	0	0	0	0	0	0	0	0	0	0	0	0
0600	1162	20	14	31	62	96	226	215	241	152	69	21	9	1	2	0	0	0	0	3	0	0	0	0	0	0	0	0	0
0700	1928	24	26	70	257	433	361	328	300	77	35	10	6	1	0	0	0	0	0	0	0	0	0	0	0	0	0	0	0
0800	1865	17	12	61	224	273	435	376	298	118	41	7	3	0	0	0	0	0	0	0	0	0	0	0	0	0	0	0	0
0900	1612	18	9	30	101	159	309	388	387	153	47	10	1	0	0	0	0	0	0	0	0	0	0	0	0	0	0	0	0
1000	1612	17	40	95	200	177	225	288	296	196	51	14	3	7	0	0	0	0	0	0	0	3	0	0	0	0	0	0	0
1100	1582	15	11	25	65	189	271	357	381	182	61	15	2	0	0	0	0	8	0	0	0	0	0	0	0	0	0	0	0
1200	1467	24	35	55	123	153	318	327	270	112	39	8	3	0	0	0	0	0	0	0	0	0	0	0	0	0	0	0	0
1300	1311	31	27	49	71	278	254	259	229	81	28	2	2	0	0	0	0	0	0	0	0	0	0	0	0	0	0	0	0
1400	1361	46	37	103	127	289	223	247	197	53	20	1	11	2	0	0	0	0	0	0	0	2	0	3	0	0	0	0	0
1500	1075	47	49	50	137	311	180	139	107	40	11	2	0	1	0	0	0	0	0	1	0	0	0	0	0	0	0	0	0
1600	1157	66	29	77	181	237	312	144	85	15	5	1	4	0	0	0	0	0	0	1	0	0	0	0	0	0	0	0	0
1700	1771	26	19	69	158	397	566	328	168	35	5	0	0	0	0	0	0	0	0	0	0	0	0	0	0	0	0	0	0
1800	1427	16	5	24	125	162	285	367	314	103	16	7	3	0	0	0	0	0	0	0	0	0	0	0	0	0	0	0	0
1900	1467	33	6	41	94	267	407	340	201	57	16	4	1	0	0	0	0	0	0	0	0	0	0	0	0	0	0	0	0
2000	820	8	1	0	14	28	138	241	232	127	22	7	0	0	2	0	0	0	0	0	0	0	0	0	0	0	0	0	0
2100	609	10	0	4	8	10	50	142	231	108	30	13	2	1	0	0	0	0	0	0	0	0	0	0	0	0	0	0	0
2200	627	11	4	3	26	90	141	173	111	53	11	3	0	1	0	0	0	0	0	0	0	0	0	0	0	0	0	0	0
2300	274	4	2	2	0	19	16	38	71	78	31	10	2	1	0	0	0	0	0	0	0	0	0	0	0	0	0	0	0
07-19	18168	347	299	708	1769	3058	3739	3548	3032	1165	359	77	38	11	0	0	0	8	0	2	0	5	0	3	0	0	0	0	0
06-22	22226	418	320	784	1947	3459	4560	4486	3937	1609	496	122	50	13	4	0	0	8	0	5	0	5	0	3	0	0	0	0	0
06-00	23127	433	326	789	1973	3568	4717	4697	4119	1740	538	135	52	15	4	0	0	8	0	5	0	5	0	3	0	0	0	0	0
00-00	24157	435	327	789	1977	3592	4776	4848	4317	2017	737	220	71	23	5	1	1	8	0	5	0	5	0	3	0	0	0	0	0

Site A
Location R131, north of the Roundabout
Direction Northbound/Southbound

7352 / Ringsend
April 2017
Automatic Traffic Count

Virtual Day (7)

Time	Total	Classification												>PSL	>PSL%	>SL1	>SL1%	>SL2	>SL2%	Mean	Vpp
		1	2	3	4	5	6	7	8	9	10	11	12	50	50	55	55	60	60		85
		MCL	SV	SVT	TB2	TB3	T4	ART3	ART4	ART5	ART6	BD	DRT			+5kph	+5kph	+10kph	+10kph		
0000	265	4	224	2	21	8	2	0	0	1	3	0	0	21	8	6	2.1	1	0.5	40.5	46.8
0100	122	2	102	0	9	4	2	0	1	1	1	0	0	16	13.2	5	4.4	2	1.4	42.7	49.3
0200	57	2	44	0	5	2	1	0	1	1	1	0	0	8	13.9	2	4.2	1	1.2	42.7	49.3
0300	72	2	52	0	9	3	1	0	1	2	1	0	0	12	16.5	4	5.2	1	1.4	43.6	50.4
0400	174	1	137	1	19	5	1	0	3	4	4	0	0	19	11	6	3.7	2	0.9	42.4	48.6
0500	501	8	387	2	37	13	3	1	5	19	24	2	1	37	7.4	11	2.2	3	0.7	38.6	46.8
0600	1165	21	964	5	71	22	13	1	6	23	32	4	3	36	3.1	11	1	5	0.4	34.6	42.8
0700	1907	30	1735	8	60	19	13	2	5	13	17	3	3	35	1.8	18	1	9	0.5	28.7	38.2
0800	1963	32	1798	9	57	22	14	2	6	9	10	3	2	37	1.9	15	0.8	8	0.4	28.8	38.9
0900	1755	30	1550	10	81	26	15	2	7	12	15	2	4	40	2.3	13	0.7	4	0.2	32.2	41.4
1000	1686	25	1458	10	99	26	18	2	9	17	14	3	5	33	2	10	0.6	4	0.2	33.5	41.8
1100	1680	27	1455	8	93	25	17	2	11	17	17	3	4	30	1.8	11	0.6	7	0.4	32.7	41.4
1200	1744	28	1520	12	95	24	14	3	8	16	18	4	4	31	1.8	8	0.5	3	0.2	33.7	41.4
1300	1791	27	1581	11	81	23	16	4	8	16	17	3	4	26	1.5	13	0.7	9	0.5	32.4	40.3
1400	1752	25	1540	10	94	23	15	2	9	14	15	2	3	25	1.5	11	0.6	5	0.3	31.7	40.3
1500	1732	31	1535	10	81	20	14	3	7	11	15	2	4	25	1.5	13	0.8	7	0.4	30.1	40.3
1600	1799	32	1630	10	64	20	14	2	4	7	12	2	3	20	1.1	10	0.5	4	0.2	27.8	38.2
1700	2004	37	1836	12	67	17	12	2	3	4	8	2	3	23	1.2	14	0.7	8	0.4	27.8	36.7
1800	1813	33	1663	15	54	15	9	3	4	5	8	2	3	19	1	9	0.5	5	0.3	28.3	37.8
1900	1439	26	1310	10	52	20	8	2	2	3	4	1	1	29	2	9	0.6	4	0.3	31	41.4
2000	876	13	788	4	43	16	3	0	2	2	4	0	0	18	2.1	4	0.5	2	0.2	36.5	43.2
2100	652	7	591	2	29	12	4	1	1	3	2	0	0	22	3.4	7	1.1	3	0.5	37.4	43.6
2200	670	9	611	3	23	13	3	1	1	1	4	0	0	20	2.9	5	0.7	1	0.2	31.1	42.5
2300	425	5	374	2	26	10	2	0	2	2	2	0	0	23	5.5	7	1.6	2	0.4	36	45.4
07-19	21624	357	19300	125	926	260	171	27	81	140	165	30	41	345	1.6	144	0.7	74	0.3	30.6	40
06-22	25756	424	22953	146	1121	331	199	32	92	169	208	35	46	450	1.7	176	0.7	88	0.3	31.1	40.7
06-00	26851	438	23938	150	1171	354	204	33	95	173	214	36	46	493	1.8	187	0.7	91	0.3	31.2	40.7
00-00	28042	456	24883	155	1270	390	214	35	105	201	247	39	47	606	2.2	222	0.8	100	0.4	31.6	41

Site A
Location R131, north of the Roundabout
Direction Northbound/Southbound

7352 / Ringsend
April 2017
Automatic Traffic Count

Virtual Day (7)

Time	Total	Speed Bins (km/h)																											
		0 - 5	5 - 10	10 - 15	15 - 20	20 - 25	25 - 30	30 - 35	35 - 40	40 - 45	45 - 50	50 - 55	55 - 60	60 - 65	65 - 70	70 - 75	75 - 80	80 - 85	85 - 90	90 - 95	95 - 100	100 - 105	105 - 110	110 - 115	115 - 120	120 - 125	125 - 130	130 - 135	135 - 140
0000	265	0	0	0	1	6	9	34	70	81	43	16	4	1	0	0	0	0	0	0	0	0	0	0	0	0	0	0	0
0100	122	0	0	0	1	1	3	7	26	43	24	11	4	1	1	0	0	0	0	0	0	0	0	0	0	0	0	0	0
0200	57	0	0	0	0	1	1	3	12	19	13	6	2	0	0	0	0	0	0	0	0	0	0	0	0	0	0	0	0
0300	72	0	0	0	0	1	1	5	12	21	19	8	3	1	0	0	0	0	0	0	0	0	0	0	0	0	0	0	0
0400	174	0	0	1	0	2	3	14	33	62	39	13	5	1	1	0	0	0	0	0	0	0	0	0	0	0	0	0	0
0500	501	0	0	1	3	22	64	78	100	121	75	26	8	2	1	1	0	0	0	0	0	0	0	0	0	0	0	0	0
0600	1165	4	3	11	34	82	206	266	253	188	82	24	7	1	1	1	0	0	0	1	0	0	0	0	0	0	0	0	0
0700	1907	6	15	102	248	363	349	341	261	132	54	17	10	2	2	1	1	0	0	0	0	0	1	0	0	0	0	0	0
0800	1963	6	16	102	262	356	387	324	271	145	57	22	7	3	1	2	1	0	0	0	1	0	0	0	0	0	0	0	0
0900	1755	5	8	40	128	205	290	377	365	216	82	27	9	2	1	0	0	0	1	0	0	0	0	0	0	0	0	0	0
1000	1686	3	10	36	92	143	237	376	409	252	94	23	6	2	0	0	0	0	0	0	0	1	0	0	0	0	0	0	0
1100	1680	3	7	41	117	176	249	367	365	239	86	20	4	3	0	1	0	1	0	0	1	0	0	0	0	0	0	0	0
1200	1744	5	7	22	62	163	283	386	445	258	83	23	5	1	1	1	0	0	0	0	0	0	0	0	0	0	0	0	0
1300	1791	6	11	39	104	191	301	407	426	215	64	13	4	2	1	2	1	0	0	0	2	0	0	0	0	0	0	0	0
1400	1752	8	13	49	110	235	288	372	378	210	64	15	5	1	1	0	1	1	0	0	0	1	0	0	0	0	0	0	0
1500	1732	10	14	55	218	296	262	287	313	197	55	12	7	3	1	1	0	1	0	0	0	0	1	0	0	0	0	0	0
1600	1799	13	9	87	284	379	340	260	239	124	45	11	5	1	1	0	0	0	0	0	0	0	0	0	0	0	0	0	1
1700	2004	7	8	79	247	501	458	313	217	113	37	9	6	2	1	0	1	1	1	0	0	0	0	0	0	0	0	0	1
1800	1813	8	12	53	278	384	347	287	255	121	48	10	4	2	1	0	0	0	0	1	1	0	0	0	0	0	0	0	0
1900	1439	8	9	65	155	186	209	253	271	186	68	20	5	2	0	0	1	0	0	0	0	0	0	0	0	0	0	0	0
2000	876	2	0	2	7	28	108	203	263	178	66	14	2	1	0	0	0	0	0	0	0	0	0	0	0	0	0	0	0
2100	652	2	0	2	5	21	54	135	208	152	51	15	4	1	1	0	0	0	0	0	0	0	0	0	0	0	0	0	0
2200	670	3	8	25	72	94	110	107	102	85	45	15	3	1	0	0	0	0	0	0	0	0	0	0	0	0	0	0	0
2300	425	1	1	6	16	37	45	72	90	85	47	17	5	1	0	0	0	0	0	0	0	0	0	0	0	0	0	0	0
07-19	21624	79	130	705	2150	3392	3791	4096	3944	2222	768	200	71	23	11	7	6	4	4	3	4	3	2	1	1	0	1	0	2
06-22	25756	95	143	785	2351	3710	4368	4953	4940	2926	1035	274	88	28	14	9	7	4	5	4	4	3	2	2	2	0	1	0	2
06-00	26851	99	152	816	2439	3841	4523	5133	5132	3096	1126	306	97	31	15	9	7	4	5	4	4	3	2	2	2	0	1	0	2
00-00	28042	100	152	818	2444	3874	4605	5274	5385	3444	1339	384	122	37	17	10	7	5	5	4	4	3	2	2	2	0	1	0	2

Site A
Location R131, north of the Roundabout
Direction Northbound/Southbound

7352 / Ringsend
April 2017
Automatic Traffic Count

Virtual Week (1)

Time	Total	Classification												>PSL	>PSL%	>SL1	>SL1%	>SL2	>SL2%	Mean	Vpp
		1	2	3	4	5	6	7	8	9	10	11	12	50	50	55	55	60	60		85
		MCL	SV	SVT	TB2	TB3	T4	ART3	ART4	ART5	ART6	BD	DRT			+5kph	+5kph	+10kph	+10kph		
Mon	33714	551	29664	182	1282	622	338	43	138	292	438	80	84	461	1.4	209	0.6	128	0.4	29.5	38.5
Tue	32560	664	28761	190	1198	544	308	41	103	180	406	80	85	748	2.3	282	0.9	134	0.4	31.8	41.4
Wed	32469	341	29185	166	1497	282	241	33	124	228	291	35	46	732	2.3	255	0.8	125	0.4	31.3	41.4
Thu	30127	342	26828	176	1787	177	130	35	150	258	175	27	42	444	1.5	145	0.5	67	0.2	30.2	39.6
Fri	24157	525	21623	97	1241	112	87	27	97	201	115	12	20	342	1.4	122	0.5	51	0.2	29.8	38.9
| Sat	24447	346	21583	173	1144	494	216	30	65	162	184	18	32	612	2.5	232	0.9	94	0.4	32.6	42.1
| Sun	18821	424	16537	104	743	496	175	37	61	88	118	18	20	906	4.8	310	1.6	104	0.6	39	45
5 Day Ave.	30605	485	27212	162	1401	347	221	36	122	232	285	47	55	545	1.8	203	0.7	101	0.3	30.5	40.0
7 Day Ave.	28042	456	24883	155	1270	390	214	35	105	201	247	39	47	606	2.2	222	0.8	100	0.4	31.6	41.0
--	196295	3193	174181	1088	8892	2727	1495	246	738	1409	1727	270	329	4245	2.2	1555	0.8	703	0.4	31.6	41.0

Summary Graphs

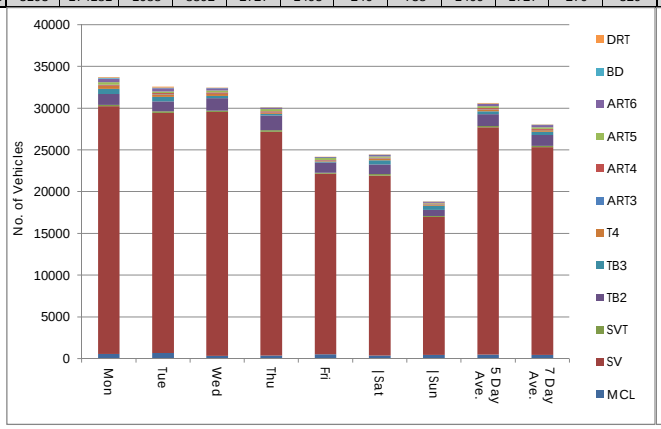

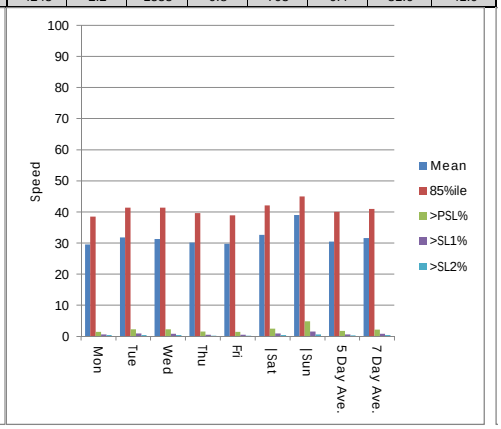

Site A
Location R131, north of the Roundabout
Direction Northbound/Southbound

7352 / Ringsend
April 2017
Automatic Traffic Count

Virtual Week (1)

Time	Total	Speed Bins (km/h)																											
		0 - 5	5 - 10	10 - 15	15 - 20	20 - 25	25 - 30	30 - 35	35 - 40	40 - 45	45 - 50	50 - 55	55 - 60	60 - 65	65 - 70	70 - 75	75 - 80	80 - 85	85 - 90	90 - 95	95 - 100	100 - 105	105 - 110	110 - 115	115 - 120	120 - 125	125 - 130	130 - 135	135 - 140
Mon	33714	13	129	1304	3719	5864	6907	6613	5256	2545	903	252	81	30	26	19	18	6	4	10	0	1	6	0	3	0	3	0	2
Tue	32560	9	164	1190	3048	3989	5067	6320	6415	4019	1591	466	148	42	23	3	15	3	6	0	15	9	0	5	3	0	0	2	8
Wed	32469	48	94	1073	3479	4625	5452	5711	5690	3946	1619	477	130	35	23	27	4	2	2	10	7	0	3	4	4	0	0	0	4
Thu	30127	183	185	703	2910	5571	5417	5834	4936	2818	1126	299	78	35	7	2	3	8	6	0	2	1	1	2	0	0	0	0	0
Fri	24157	435	327	789	1977	3592	4776	4848	4317	2017	737	220	71	23	5	1	1	8	0	5	0	5	0	3	0	0	0	0	0
| Sat	24447	12	159	617	1795	3025	3578	4798	5104	3456	1291	380	138	38	14	12	8	3	8	0	7	0	1	0	3	0	0	0	0
| Sun	18821	0	8	52	181	454	1041	2794	5977	5304	2104	596	206	55	21	4	1	2	7	3	0	5	0	0	1	0	4	1	0
5 Day Ave.	30605	138	180	1012	3027	4728	5524	5865	5323	3069	1195	343	102	33	17	10	8	5	4	5	5	3	2	3	2	0	1	0	3
7 Day Ave.	28042	100	152	818	2444	3874	4605	5274	5385	3444	1339	384	122	37	17	10	7	5	5	4	4	3	2	2	2	0	1	0	2
--	196295	700	1066	5728	17109	27120	32238	36918	37695	24105	9371	2690	852	258	119	68	50	32	33	28	31	21	11	14	14	0	7	3	14

Summary Graphs

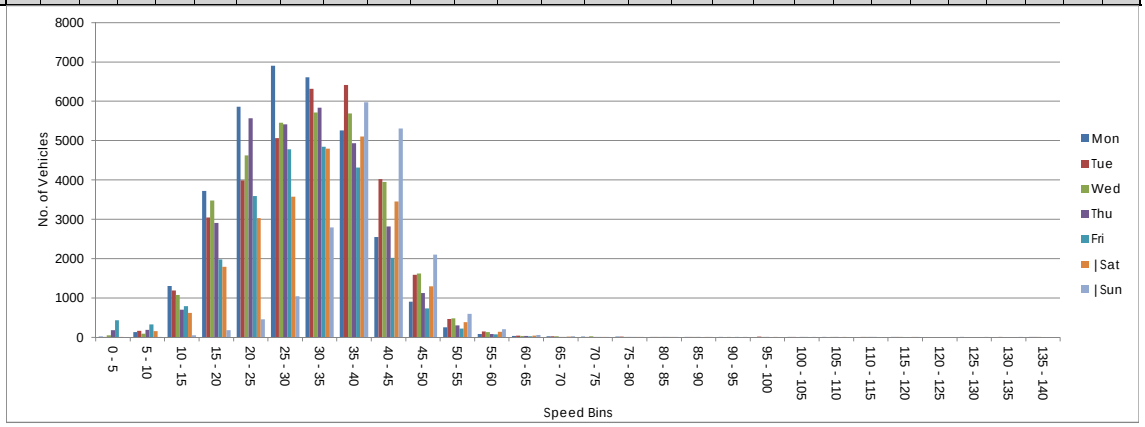

Site No.	Location.	Direction.	Speed Limit - PSL (km/h)	Start Date.	End Date.	Total Vehicles.	5 Day Ave.	7 Day Ave.	No. > Speed Limit.	%. > Speed Limit.	No. > Speed Limit1 (+5km/h).	%. > Speed Limit1 (+5km/h).	No. > Speed Limit1 (+10km/h).	%. > Speed Limit1 (+10km/h).	Mean Speed	85%ile Speed
B	R131, west of JTC Site 3	Eastbound	50	Saturday, 01 April 2017	Friday, 07 April 2017	67933	10664	9705	31744	46.7	15683	23.1	6095	9.0	47.7	57.2
		Westbound	50	Saturday, 01 April 2017	Friday, 07 April 2017	68092	10804	9727	15719	23.1	6655	9.8	2630	3.9	41.7	52.6
		Eastbound/ Westbound	50	Saturday, 01 April 2017	Friday, 07 April 2017	136025	21469	19432	47463	34.9	22338	16.4	8725	6.4	44.7	55.4

Site B
Location R131, west of JTC Site 3
Direction Eastbound

7352 / Ringsend
April 2017
Automatic Traffic Count

Saturday, 01 April 2017

Time	Total	Classification												>PSL	>PSL%	>SL1	>SL1%	>SL2	>SL2%	Mean	Vpp
		1	2	3	4	5	6	7	8	9	10	11	12	50	50	55	55	60	60		85
		MCL	SV	SVT	TB2	TB3	T4	ART3	ART4	ART5	ART6	BD	DRT			+5kph	+5kph	+10kph	+10kph		
0000	75	0	68	0	4	2	0	0	0	1	0	0	0	55	73.3	44	58.7	25	33.3	56.1	63
0100	41	1	37	0	2	1	0	0	0	0	0	0	0	34	82.9	27	65.9	19	46.3	58.4	66.2
0200	23	0	20	0	3	0	0	0	0	0	0	0	0	19	82.6	17	73.9	11	47.8	57.4	66.2
0300	6	0	5	0	1	0	0	0	0	0	0	0	0	6	100	6	100	3	50	64.5	-
0400	12	0	8	0	3	0	0	0	0	0	1	0	0	10	83.3	8	66.7	5	41.7	57	61.6
0500	41	0	28	0	7	0	1	0	1	1	3	0	0	28	68.3	12	29.3	8	19.5	53	62.6
0600	116	5	81	1	17	3	0	0	4	1	4	0	0	97	83.6	67	57.8	40	34.5	57.7	64.8
0700	210	5	164	0	24	1	3	0	3	7	3	0	0	166	79	128	61	69	32.9	56.5	65.2
0800	352	8	282	2	34	2	3	0	6	8	6	0	1	271	77	167	47.4	69	19.6	54.4	61.2
0900	532	7	483	1	29	1	2	0	0	6	3	0	0	394	74.1	219	41.2	92	17.3	53.7	60.5
1000	502	13	447	0	29	1	3	0	0	7	1	0	1	309	61.6	174	34.7	59	11.8	51.9	58.7
1100	682	11	625	3	26	2	4	0	4	3	4	0	0	360	52.8	169	24.8	55	8.1	49.2	56.9
1200	676	12	632	2	27	0	1	0	0	1	1	0	0	426	63	211	31.2	80	11.8	51	58.3
1300	884	2	843	3	27	1	1	2	2	0	3	0	0	171	19.3	70	7.9	20	2.3	37.1	51.1
1400	919	8	860	13	28	2	4	2	1	0	0	1	0	55	6	8	0.9	0	0	27.7	45
1500	483	5	462	1	13	1	0	0	0	1	0	0	0	280	58	157	32.5	52	10.8	49.3	58
1600	429	9	403	1	11	1	2	0	2	0	0	0	0	258	60.1	135	31.5	45	10.5	50.4	58
1700	421	3	401	2	13	0	1	0	0	1	0	0	0	183	43.5	77	18.3	21	5	46.5	55.8
1800	460	4	441	0	15	0	0	0	0	0	0	0	0	286	62.2	154	33.5	43	9.3	52.2	58
1900	325	2	310	0	12	1	0	0	0	0	0	0	0	233	71.7	126	38.8	47	14.5	53.3	59.8
2000	225	0	218	0	4	0	1	0	1	1	0	0	0	144	64	90	40	44	19.6	52.3	61.2
2100	109	0	106	0	3	0	0	0	0	0	0	0	0	80	73.4	43	39.4	14	12.8	53.2	59.4
2200	159	1	152	0	5	0	0	0	1	0	0	0	0	96	60.4	66	41.5	29	18.2	53.2	60.8
2300	219	0	210	0	8	1	0	0	0	0	0	0	0	136	62.1	78	35.6	29	13.2	53	58.7
07-19	6550	87	6043	28	276	12	24	4	18	34	21	1	2	3159	48.2	1669	25.5	605	9.2	45.9	57.6
06-22	7325	94	6758	29	312	16	25	4	23	36	25	1	2	3713	50.7	1995	27.2	750	10.2	46.8	58
06-00	7703	95	7120	29	325	17	25	4	24	36	25	1	2	3945	51.2	2139	27.8	808	10.5	47.1	58
00-00	7901	96	7286	29	345	20	26	4	25	38	29	1	2	4097	51.9	2253	28.5	879	11.1	47.3	58.3

Site B
Location R131, west of JTC Site 3
Direction Eastbound

7352 / Ringsend
April 2017
Automatic Traffic Count

Saturday, 01 April 2017

Time	Total	Speed Bins (km/h)																											
		0 - 5	5 - 10	10 - 15	15 - 20	20 - 25	25 - 30	30 - 35	35 - 40	40 - 45	45 - 50	50 - 55	55 - 60	60 - 65	65 - 70	70 - 75	75 - 80	80 - 85	85 - 90	90 - 95	95 - 100	100 - 105	105 - 110	110 - 115	115 - 120	120 - 125	125 - 130	130 - 135	135 - 140
0000	75	0	0	0	0	0	0	0	1	7	12	11	19	15	7	2	0	0	1	0	0	0	0	0	0	0	0	0	0
0100	41	0	0	0	0	0	0	0	0	1	6	7	8	10	7	2	0	0	0	0	0	0	0	0	0	0	0	0	0
0200	23	0	0	0	0	0	0	0	2	1	1	2	6	7	3	1	0	0	0	0	0	0	0	0	0	0	0	0	0
0300	6	0	0	0	0	0	0	0	0	0	0	0	3	1	1	0	0	1	0	0	0	0	0	0	0	0	0	0	0
0400	12	0	0	0	0	0	0	0	0	0	2	2	3	4	1	0	0	0	0	0	0	0	0	0	0	0	0	0	0
0500	41	0	0	0	0	0	0	0	1	6	6	16	4	5	1	2	0	0	0	0	0	0	0	0	0	0	0	0	0
0600	116	0	0	0	0	2	0	0	0	5	12	30	27	23	8	2	2	2	1	1	0	1	0	0	0	0	0	0	0
0700	210	0	0	0	1	0	2	0	5	11	25	38	59	35	25	6	2	1	0	0	0	0	0	0	0	0	0	0	0
0800	352	0	0	0	0	1	3	2	6	16	53	104	98	46	17	5	1	0	0	0	0	0	0	0	0	0	0	0	0
0900	532	0	0	0	2	3	6	3	8	24	92	175	127	54	31	7	0	0	0	0	0	0	0	0	0	0	0	0	0
1000	502	0	0	0	0	3	6	6	10	46	122	135	115	39	17	2	0	0	0	1	0	0	0	0	0	0	0	0	0
1100	682	0	0	2	11	3	25	32	9	63	177	191	114	47	7	1	0	0	0	0	0	0	0	0	0	0	0	0	0
1200	676	0	1	1	8	12	5	15	12	50	146	215	131	59	17	4	0	0	0	0	0	0	0	0	0	0	0	0	0
1300	884	0	10	48	72	85	67	92	88	116	135	101	50	16	2	1	1	0	0	0	0	0	0	0	0	0	0	0	0
1400	919	1	38	157	131	123	103	97	66	60	88	47	8	0	0	0	0	0	0	0	0	0	0	0	0	0	0	0	0
1500	483	0	0	3	12	3	21	25	15	30	94	123	105	37	11	2	1	0	0	0	1	0	0	0	0	0	0	0	0
1600	429	0	0	0	3	6	14	18	17	23	90	123	90	26	12	5	2	0	0	0	0	0	0	0	0	0	0	0	0
1700	421	0	0	2	3	13	27	25	10	59	99	106	56	15	5	1	0	0	0	0	0	0	0	0	0	0	0	0	0
1800	460	0	0	0	1	1	1	5	2	43	121	132	111	27	11	4	1	0	0	0	0	0	0	0	0	0	0	0	0
1900	325	0	0	0	0	4	1	0	5	18	64	107	79	27	12	5	3	0	0	0	0	0	0	0	0	0	0	0	0
2000	225	0	0	0	0	0	3	8	9	21	40	54	46	36	6	2	0	0	0	0	0	0	0	0	0	0	0	0	0
2100	109	0	0	0	0	1	2	1	0	6	19	37	29	9	2	2	1	0	0	0	0	0	0	0	0	0	0	0	0
2200	159	0	0	0	0	0	0	0	4	15	44	30	37	16	9	3	1	0	0	0	0	0	0	0	0	0	0	0	0
2300	219	0	0	0	1	0	0	0	2	13	67	58	49	15	11	1	1	0	0	1	0	0	0	0	0	0	0	0	0
07-19	6550	1	49	213	244	253	280	320	248	541	1242	1490	1064	401	155	38	8	1	0	1	1	0	0	0	0	0	0	0	0
06-22	7325	1	49	213	244	260	286	329	262	591	1377	1718	1245	496	183	49	14	3	1	2	1	1	0	0	0	0	0	0	0
06-00	7703	1	49	213	245	260	286	329	268	619	1488	1806	1331	527	203	53	16	3	1	3	1	1	0	0	0	0	0	0	0
00-00	7901	1	49	213	245	260	286	329	272	634	1515	1844	1374	569	223	60	16	4	2	3	1	1	0	0	0	0	0	0	0

Site B
Location R131, west of JTC Site 3
Direction Eastbound

7352 / Ringsend
April 2017
Automatic Traffic Count

Sunday, 02 April 2017

Time	Total	Classification												>PSL	>PSL%	>SL1	>SL1%	>SL2	>SL2%	Mean	Vpp
		1	2	3	4	5	6	7	8	9	10	11	12	50	50	55	55	60	60		85
		MCL	SV	SVT	TB2	TB3	T4	ART3	ART4	ART5	ART6	BD	DRT			+5kph	+5kph	+10kph	+10kph		
0000	84	0	79	0	5	0	0	0	0	0	0	0	0	63	75	46	54.8	18	21.4	55.4	60.8
0100	41	0	37	0	4	0	0	0	0	0	0	0	0	30	73.2	19	46.3	13	31.7	55.5	64.4
0200	17	0	15	0	2	0	0	0	0	0	0	0	0	14	82.4	10	58.8	6	35.3	57.3	63.4
0300	9	0	9	0	0	0	0	0	0	0	0	0	0	5	55.6	3	33.3	2	22.2	53.8	-
0400	6	0	5	0	1	0	0	0	0	0	0	0	0	5	83.3	3	50	2	33.3	57.6	-
0500	22	0	20	0	1	0	0	0	0	0	1	0	0	21	95.5	15	68.2	12	54.5	61.1	68
0600	57	2	52	0	2	0	0	0	0	1	0	0	0	49	86	39	68.4	23	40.4	58.4	66.2
0700	89	5	72	1	7	0	0	0	2	0	2	0	0	69	77.5	56	62.9	38	42.7	56	66.2
0800	172	3	148	0	18	0	0	0	2	1	0	0	0	151	87.8	105	61	62	36	57.4	64.8
0900	328	15	299	2	10	0	1	0	0	0	0	0	1	245	74.7	176	53.7	73	22.3	52.8	61.6
1000	461	22	422	2	12	0	2	0	0	1	0	0	0	277	60.1	161	34.9	63	13.7	50.3	59
1100	459	19	430	0	7	0	3	0	0	0	0	0	0	298	64.9	152	33.1	56	12.2	51.1	58.3
1200	592	25	551	1	10	1	2	0	1	0	1	0	0	299	50.5	142	24	48	8.1	48	57.2
1300	590	18	561	2	6	0	2	0	0	1	0	0	0	354	60	170	28.8	48	8.1	50.4	58
1400	607	19	578	2	6	0	2	0	0	0	0	0	0	330	54.4	142	23.4	49	8.1	49.1	57.6
1500	557	17	531	1	7	0	1	0	0	0	0	0	0	367	65.9	197	35.4	76	13.6	51	59
1600	528	12	499	4	9	3	1	0	0	0	0	0	0	336	63.6	190	36	74	14	50.2	59.8
1700	485	2	464	0	15	0	2	0	0	0	2	0	0	320	66	172	35.5	65	13.4	51.1	59
1800	446	5	431	1	8	1	0	0	0	0	0	0	0	290	65	142	31.8	56	12.6	52.5	59
1900	417	4	401	3	8	1	0	0	0	0	0	0	0	314	75.3	175	42	67	16.1	54.1	60.1
2000	291	1	286	0	2	0	0	0	1	1	0	0	0	218	74.9	130	44.7	51	17.5	54.3	60.1
2100	211	5	202	0	3	0	0	0	1	0	0	0	0	156	73.9	85	40.3	45	21.3	54.3	61.9
2200	143	0	140	0	1	0	0	0	1	1	0	0	0	104	72.7	69	48.3	46	32.2	55.9	65.2
2300	98	2	93	0	3	0	0	0	0	0	0	0	0	81	82.7	57	58.2	26	26.5	56.6	64.1
07-19	5314	162	4986	16	115	5	16	0	5	3	5	0	1	3336	62.8	1805	34	708	13.3	50.8	59
06-22	6290	174	5927	19	130	6	16	0	7	5	5	0	1	4073	64.8	2234	35.5	894	14.2	51.3	59.4
06-00	6531	176	6160	19	134	6	16	0	8	6	5	0	1	4258	65.2	2360	36.1	966	14.8	51.5	59.8
00-00	6710	176	6325	19	147	6	16	0	8	6	6	0	1	4396	65.5	2456	36.6	1019	15.2	51.7	59.8

Site B
Location R131, west of JTC Site 3
Direction Eastbound

7352 / Ringsend
April 2017
Automatic Traffic Count

Sunday, 02 April 2017

Time	Total	Speed Bins (km/h)																												
		0 - 5	5 - 10	10 - 15	15 - 20	20 - 25	25 - 30	30 - 35	35 - 40	40 - 45	45 - 50	50 - 55	55 - 60	60 - 65	65 - 70	70 - 75	75 - 80	80 - 85	85 - 90	90 - 95	95 - 100	100 - 105	105 - 110	110 - 115	115 - 120	120 - 125	125 - 130	130 - 135	135 - 140
0000	84	0	0	0	0	0	0	0	0	7	14	17	28	13	1	2	2	0	0	0	0	0	0	0	0	0	0	0	0	0
0100	41	0	0	0	0	0	0	0	2	4	5	11	6	7	3	3	0	0	0	0	0	0	0	0	0	0	0	0	0	0
0200	17	0	0	0	0	0	0	0	0	2	1	4	4	3	1	2	0	0	0	0	0	0	0	0	0	0	0	0	0	0
0300	9	0	0	0	0	0	0	0	0	0	4	2	1	1	0	1	0	0	0	0	0	0	0	0	0	0	0	0	0	0
0400	6	0	0	0	0	0	0	1	0	0	0	2	1	0	1	0	1	0	0	0	0	0	0	0	0	0	0	0	0	0
0500	22	0	0	0	0	0	0	0	0	0	1	6	3	5	5	0	1	1	0	0	0	0	0	0	0	0	0	0	0	0
0600	57	0	0	0	0	0	0	0	0	3	5	10	16	9	8	3	3	0	0	0	0	0	0	0	0	0	0	0	0	0
0700	89	0	0	0	1	3	0	1	3	3	9	13	18	21	13	3	0	0	1	0	0	0	0	0	0	0	0	0	0	0
0800	172	0	0	0	0	1	1	0	0	5	14	46	43	36	16	7	0	3	0	0	0	0	0	0	0	0	0	0	0	0
0900	328	0	0	1	1	13	17	8	2	13	28	69	103	42	18	10	1	1	1	0	0	0	0	0	0	0	0	0	0	0
1000	461	0	0	0	13	16	6	11	12	22	104	116	98	43	15	4	1	0	0	0	0	0	0	0	0	0	0	0	0	0
1100	459	0	0	4	2	8	12	5	15	23	92	146	96	39	12	5	0	0	0	0	0	0	0	0	0	0	0	0	0	0
1200	592	0	0	8	13	21	12	16	35	63	125	157	94	30	11	6	0	0	1	0	0	0	0	0	0	0	0	0	0	0
1300	590	0	0	2	10	14	6	4	19	40	141	184	122	31	14	3	0	0	0	0	0	0	0	0	0	0	0	0	0	0
1400	607	0	0	3	7	15	22	18	18	45	149	188	93	34	13	2	0	0	0	0	0	0	0	0	0	0	0	0	0	0
1500	557	0	0	6	8	10	12	13	16	25	100	170	121	49	23	2	0	1	1	0	0	0	0	0	0	0	0	0	0	0
1600	528	0	0	2	9	13	18	26	11	41	72	146	116	54	12	8	0	0	0	0	0	0	0	0	0	0	0	0	0	0
1700	485	0	0	2	6	9	11	10	9	28	90	148	107	51	11	3	0	0	0	0	0	0	0	0	0	0	0	0	0	0
1800	446	0	0	0	1	1	0	3	8	29	114	148	86	46	5	3	1	1	0	0	0	0	0	0	0	0	0	0	0	0
1900	417	0	0	0	0	1	0	0	3	19	80	139	108	51	14	1	1	0	0	0	0	0	0	0	0	0	0	0	0	0
2000	291	0	0	0	1	0	1	2	1	14	54	88	79	32	10	8	1	0	0	0	0	0	0	0	0	0	0	0	0	0
2100	211	0	0	0	0	0	0	0	0	20	35	71	40	31	10	2	1	1	0	0	0	0	0	0	0	0	0	0	0	0
2200	143	0	0	0	0	0	0	0	1	9	29	35	23	23	16	5	1	1	0	0	0	0	0	0	0	0	0	0	0	0
2300	98	0	0	0	0	0	0	0	1	3	13	24	31	12	10	2	1	1	0	0	0	0	0	0	0	0	0	0	0	0
07-19	5314	0	0	28	71	124	117	115	148	337	1038	1531	1097	476	163	56	3	6	4	0	0	0	0	0	0	0	0	0	0	0
06-22	6290	0	0	28	72	125	118	117	152	393	1212	1839	1340	599	205	70	9	7	4	0	0	0	0	0	0	0	0	0	0	0
06-00	6531	0	0	28	72	125	118	117	154	405	1254	1898	1394	634	231	77	11	9	4	0	0	0	0	0	0	0	0	0	0	0
00-00	6710	0	0	28	72	125	118	118	156	418	1279	1940	1437	663	242	85	15	10	4	0	0	0	0	0	0	0	0	0	0	0

Site B
Location R131, west of JTC Site 3
Direction Eastbound
Monday, 03 April 2017

7352 / Ringsend
April 2017
Automatic Traffic Count

Time	Total	Classification												>PSL	>PSL%	>SL1	>SL1%	>SL2	>SL2%	Mean	Vpp
		1	2	3	4	5	6	7	8	9	10	11	12	50	50	55	55	60	60		85
		MCL	SV	SVT	TB2	TB3	T4	ART3	ART4	ART5	ART6	BD	DRT			+5kph	+5kph	+10kph	+10kph		
0000	81	2	73	0	6	0	0	0	0	0	0	0	0	69	85.2	47	58	33	40.7	58.1	65.9
0100	19	1	17	0	1	0	0	0	0	0	0	0	0	19	100	16	84.2	10	52.6	62.5	70.2
0200	2	0	2	0	0	0	0	0	0	0	0	0	0	2	100	2	100	0	0	55.5	-
0300	6	0	4	0	2	0	0	0	0	0	0	0	0	5	83.3	5	83.3	4	66.7	61.7	-
0400	21	0	10	0	2	0	0	0	1	5	3	0	0	17	81	17	81	9	42.9	62.4	75.2
0500	80	2	49	0	8	1	0	0	8	8	4	0	0	63	78.8	46	57.5	30	37.5	57.6	65.2
0600	435	12	345	3	26	2	1	0	10	20	13	1	2	213	49	112	25.7	55	12.6	49.8	58.7
0700	1100	26	917	8	86	8	5	1	9	21	11	3	5	281	25.5	86	7.8	18	1.6	43.6	52.2
0800	1138	27	972	19	79	0	8	1	10	12	4	5	1	173	15.2	52	4.6	10	0.9	39.6	50
0900	881	16	746	6	67	6	4	0	9	16	7	1	3	385	43.7	145	16.5	49	5.6	47.3	55.1
1000	640	8	521	4	59	3	4	1	5	22	11	2	0	342	53.4	183	28.6	56	8.8	49.3	57.6
1100	575	9	461	3	47	3	7	0	9	21	10	4	1	302	52.5	131	22.8	44	7.7	49.7	56.9
1200	520	11	405	0	41	3	4	0	11	26	13	1	5	270	51.9	117	22.5	46	8.8	49.6	56.9
1300	540	4	443	1	36	5	6	0	8	24	10	2	1	281	52	128	23.7	38	7	49.5	56.9
1400	535	6	400	2	49	5	4	0	16	36	11	2	4	330	61.7	165	30.8	51	9.5	51.5	57.6
1500	572	11	473	1	45	1	2	0	10	18	8	1	2	286	50	102	17.8	40	7	48.3	55.8
1600	616	16	545	2	26	2	1	0	4	13	4	0	3	254	41.2	84	13.6	29	4.7	47.9	54.4
1700	618	27	564	3	14	1	3	0	1	1	2	0	2	158	25.6	52	8.4	17	2.8	43.4	52.2
1800	605	21	553	1	25	0	1	0	0	1	1	2	0	311	51.4	156	25.8	58	9.6	47.3	58
1900	428	13	403	1	8	0	0	0	1	0	2	0	0	278	65	163	38.1	62	14.5	52.5	59.8
2000	269	8	253	0	4	0	1	0	1	0	2	0	0	197	73.2	121	45	50	18.6	53.7	61.2
2100	190	1	182	0	2	1	0	0	0	1	3	0	0	135	71.1	87	45.8	38	20	54.5	62.3
2200	283	1	274	0	6	0	0	0	1	0	1	0	0	195	68.9	102	36	37	13.1	52.9	59
2300	86	1	80	0	3	0	0	0	0	0	2	0	0	66	76.7	48	55.8	24	27.9	56.2	64.1
07-19	8340	182	7000	50	574	37	49	3	92	211	92	23	27	3373	40.4	1401	16.8	456	5.5	46.5	55.4
06-22	9662	216	8183	54	614	40	51	3	104	232	112	24	29	4196	43.4	1884	19.5	661	6.8	47.2	56.2
06-00	10031	218	8537	54	623	40	51	3	105	232	115	24	29	4457	44.4	2034	20.3	722	7.2	47.5	56.2
00-00	10240	223	8692	54	642	41	51	3	114	245	122	24	29	4632	45.2	2167	21.2	808	7.9	47.7	56.5

Site B
Location R131, west of JTC Site 3
Direction Eastbound

7352 / Ringsend
April 2017
Automatic Traffic Count

Monday, 03 April 2017

Time	Total	Speed Bins (km/h)																											
		0 - 5	5 - 10	10 - 15	15 - 20	20 - 25	25 - 30	30 - 35	35 - 40	40 - 45	45 - 50	50 - 55	55 - 60	60 - 65	65 - 70	70 - 75	75 - 80	80 - 85	85 - 90	90 - 95	95 - 100	100 - 105	105 - 110	110 - 115	115 - 120	120 - 125	125 - 130	130 - 135	135 - 140
0000	81	0	0	0	0	0	0	0	0	3	9	22	14	17	9	4	2	1	0	0	0	0	0	0	0	0	0	0	0
0100	19	0	0	0	0	0	0	0	0	0	0	3	6	5	1	2	1	1	0	0	0	0	0	0	0	0	0	0	0
0200	2	0	0	0	0	0	0	0	0	0	0	0	2	0	0	0	0	0	0	0	0	0	0	0	0	0	0	0	0
0300	6	0	0	0	0	0	0	0	0	0	1	0	1	2	2	0	0	0	0	0	0	0	0	0	0	0	0	0	0
0400	21	0	0	0	0	0	0	0	0	1	3	0	8	3	1	1	1	2	0	0	1	0	0	0	0	0	0	0	0
0500	80	0	0	0	0	0	0	0	0	3	14	17	16	16	8	3	1	0	2	0	0	0	0	0	0	0	0	0	0
0600	435	0	0	0	9	11	4	12	9	49	128	101	57	29	16	4	5	0	1	0	0	0	0	0	0	0	0	0	0
0700	1100	0	0	1	27	76	58	41	57	216	343	195	68	12	4	1	0	1	0	0	0	0	0	0	0	0	0	0	0
0800	1138	0	0	9	50	87	97	103	160	222	237	121	42	9	0	1	0	0	0	0	0	0	0	0	0	0	0	0	0
0900	881	0	0	0	8	19	32	40	43	142	212	240	96	38	8	0	3	0	0	0	0	0	0	0	0	0	0	0	0
1000	640	0	0	0	6	9	26	26	14	77	140	159	127	40	11	2	2	0	0	1	0	0	0	0	0	0	0	0	0
1100	575	0	0	3	5	3	7	11	17	66	161	171	87	34	7	2	1	0	0	0	0	0	0	0	0	0	0	0	0
1200	520	0	0	0	2	3	9	19	25	59	133	153	71	35	6	4	1	0	0	0	0	0	0	0	0	0	0	0	0
1300	540	0	0	1	1	8	18	13	26	41	151	153	90	26	8	1	2	1	0	0	0	0	0	0	0	0	0	0	0
1400	535	0	0	0	0	1	7	5	17	42	133	165	114	39	8	3	1	0	0	0	0	0	0	0	0	0	0	0	0
1500	572	0	3	8	4	10	12	11	21	64	153	184	62	30	6	4	0	0	0	0	0	0	0	0	0	0	0	0	0
1600	616	0	0	0	3	3	24	18	31	79	204	170	55	25	4	0	0	0	0	0	0	0	0	0	0	0	0	0	0
1700	618	0	4	5	12	37	31	25	45	125	176	106	35	9	7	1	0	0	0	0	0	0	0	0	0	0	0	0	0
1800	605	0	0	2	10	28	37	33	28	53	103	155	98	41	14	2	1	0	0	0	0	0	0	0	0	0	0	0	0
1900	428	0	0	1	1	5	6	5	7	22	103	115	101	42	15	2	2	1	0	0	0	0	0	0	0	0	0	0	0
2000	269	0	0	3	1	3	1	1	1	12	50	76	71	30	12	7	1	0	0	0	0	0	0	0	0	0	0	0	0
2100	190	0	0	0	0	0	0	0	1	15	39	48	49	23	9	3	3	0	0	0	0	0	0	0	0	0	0	0	0
2200	283	0	0	0	0	1	3	2	7	21	54	93	65	18	14	2	2	1	0	0	0	0	0	0	0	0	0	0	0
2300	86	0	0	0	0	1	0	0	0	4	15	18	24	13	7	2	2	0	0	0	0	0	0	0	0	0	0	0	0
07-19	8340	0	7	29	128	284	358	345	484	1186	2146	1972	945	338	83	21	11	2	0	1	0	0	0	0	0	0	0	0	0
06-22	9662	0	7	33	139	303	369	363	502	1284	2466	2312	1223	462	135	37	22	3	1	1	0	0	0	0	0	0	0	0	0
06-00	10031	0	7	33	139	305	372	365	509	1309	2535	2423	1312	493	156	41	26	4	1	1	0	0	0	0	0	0	0	0	0
00-00	10240	0	7	33	139	305	372	365	509	1316	2562	2465	1359	536	177	51	31	8	3	1	1	0	0	0	0	0	0	0	0

Site B
Location R131, west of JTC Site 3
Direction Eastbound

7352 / Ringsend
April 2017
Automatic Traffic Count

Tuesday, 04 April 2017

Time	Total	Classification												>PSL	>PSL%	>SL1	>SL1%	>SL2	>SL2%	Mean	Vpp
		1	2	3	4	5	6	7	8	9	10	11	12	50	50	55	55	60	60		85
		MCL	SV	SVT	TB2	TB3	T4	ART3	ART4	ART5	ART6	BD	DRT			+5kph	+5kph	+10kph	+10kph		
0000	66	3	56	0	4	0	0	0	2	1	0	0	0	56	84.8	42	63.6	26	39.4	57.8	65.5
0100	33	0	31	0	2	0	0	0	0	0	0	0	0	33	100	29	87.9	18	54.5	61.7	67
0200	9	1	6	0	1	0	0	0	0	0	1	0	0	8	88.9	7	77.8	5	55.6	62	-
0300	9	1	4	0	3	0	0	0	0	0	1	0	0	8	88.9	6	66.7	6	66.7	63.4	-
0400	12	0	9	0	2	0	0	0	0	0	1	0	0	12	100	9	75	7	58.3	63.5	68.4
0500	67	4	42	0	11	0	0	0	1	6	3	0	0	54	80.6	40	59.7	29	43.3	58.2	67.7
0600	477	14	355	0	31	3	2	0	18	30	22	2	0	283	59.3	162	34	68	14.3	52	59.8
0700	1203	22	1018	17	80	6	12	1	13	21	10	1	2	144	12	42	3.5	15	1.2	40.3	48.6
0800	1105	31	956	15	66	4	5	0	4	10	10	4	0	108	9.8	27	2.4	7	0.6	37.8	47.5
0900	937	15	805	7	65	5	7	0	7	14	9	2	1	304	32.4	113	12.1	23	2.5	43.9	54
1000	736	8	604	3	63	2	5	0	16	23	8	1	3	327	44.4	136	18.5	43	5.8	48.5	55.4
1100	559	6	447	4	48	5	6	0	12	18	11	0	2	291	52.1	132	23.6	45	8.1	50	56.5
1200	560	5	452	1	55	4	3	0	7	21	10	1	1	344	61.4	173	30.9	63	11.3	51.1	58.3
1300	547	8	430	3	51	2	3	0	13	26	9	0	2	265	48.4	117	21.4	50	9.1	49.9	56.9
1400	548	5	450	3	32	2	4	0	14	23	13	0	2	294	53.6	147	26.8	61	11.1	50.6	58.3
1500	626	14	518	3	37	2	6	2	16	22	4	1	1	319	51	173	27.6	62	9.9	48.7	58
1600	639	13	558	3	26	2	3	0	7	12	6	3	6	250	39.1	114	17.8	42	6.6	46.3	56.2
1700	686	41	611	8	17	0	2	0	2	1	3	1	0	260	37.9	111	16.2	34	5	44	55.4
1800	637	29	580	7	15	1	3	0	0	0	2	0	0	330	51.8	146	22.9	57	8.9	48.4	56.9
1900	464	9	437	0	13	1	1	0	1	0	2	0	0	283	61	151	32.5	66	14.2	51	59
2000	277	16	245	1	13	1	0	0	1	0	0	0	0	188	67.9	105	37.9	44	15.9	52.8	60.1
2100	270	6	252	1	6	1	0	0	0	3	1	0	0	183	67.8	103	38.1	43	15.9	52.5	60.1
2200	146	7	132	0	3	1	0	0	2	1	0	0	0	112	76.7	64	43.8	39	26.7	55.4	63
2300	86	1	81	0	2	1	0	0	0	1	0	0	0	70	81.4	51	59.3	29	33.7	57.8	66.2
07-19	8783	197	7429	74	555	35	59	3	111	191	95	14	20	3236	36.8	1431	16.3	502	5.7	45.5	55.1
06-22	10271	242	8718	76	618	41	62	3	131	224	120	16	20	4173	40.6	1952	19	723	7	46.4	56.2
06-00	10503	250	8931	76	623	43	62	3	133	226	120	16	20	4355	41.5	2067	19.7	791	7.5	46.7	56.5
00-00	10699	259	9079	76	646	43	62	3	136	233	126	16	20	4526	42.3	2200	20.6	882	8.2	46.9	56.5

Site B
Location R131, west of JTC Site 3
Direction Eastbound

7352 / Ringsend
April 2017
Automatic Traffic Count

Tuesday, 04 April 2017

Time	Total	Speed Bins (km/h)																											
		0 - 5	5 - 10	10 - 15	15 - 20	20 - 25	25 - 30	30 - 35	35 - 40	40 - 45	45 - 50	50 - 55	55 - 60	60 - 65	65 - 70	70 - 75	75 - 80	80 - 85	85 - 90	90 - 95	95 - 100	100 - 105	105 - 110	110 - 115	115 - 120	120 - 125	125 - 130	130 - 135	135 - 140
0000	66	0	0	0	1	0	0	0	0	2	7	14	16	14	7	4	0	1	0	0	0	0	0	0	0	0	0	0	0
0100	33	0	0	0	0	0	0	0	0	0	0	4	11	9	4	5	0	0	0	0	0	0	0	0	0	0	0	0	0
0200	9	0	0	0	0	0	0	0	0	0	1	1	2	3	0	0	2	0	0	0	0	0	0	0	0	0	0	0	0
0300	9	0	0	0	0	0	0	0	0	0	1	2	0	1	3	1	0	1	0	0	0	0	0	0	0	0	0	0	0
0400	12	0	0	0	0	0	0	0	0	0	0	3	2	2	3	1	0	0	1	0	0	0	0	0	0	0	0	0	0
0500	67	0	0	0	0	1	0	1	0	4	7	14	11	12	11	3	1	1	0	0	1	0	0	0	0	0	0	0	0
0600	477	0	0	0	3	0	3	2	10	63	113	121	94	43	12	10	2	0	0	1	0	0	0	0	0	0	0	0	0
0700	1203	0	0	5	6	50	140	137	185	312	224	102	27	9	2	0	1	0	1	0	0	0	0	0	0	2	0	0	0
0800	1105	0	0	20	66	63	106	124	207	218	193	81	20	6	0	0	1	0	0	0	0	0	0	0	0	0	0	0	0
0900	937	0	1	12	25	29	66	64	88	123	225	191	90	16	4	0	3	0	0	0	0	0	0	0	0	0	0	0	0
1000	736	0	0	0	0	7	13	40	25	114	210	191	93	36	6	1	0	0	0	0	0	0	0	0	0	0	0	0	0
1100	559	0	0	0	3	6	13	11	13	56	166	159	87	26	16	3	0	0	0	0	0	0	0	0	0	0	0	0	0
1200	560	0	0	3	2	7	8	3	21	25	147	171	110	43	15	3	2	0	0	0	0	0	0	0	0	0	0	0	0
1300	547	0	0	1	1	7	7	9	12	77	168	148	67	30	8	8	2	0	1	0	1	0	0	0	0	0	0	0	0
1400	548	0	0	0	1	1	6	9	39	70	128	147	86	29	17	13	1	0	1	0	0	0	0	0	0	0	0	0	0
1500	626	0	0	1	12	13	37	24	23	42	155	146	111	43	14	1	1	0	3	0	0	0	0	0	0	0	0	0	0
1600	639	0	2	1	10	18	41	24	26	110	157	136	72	28	12	0	2	0	0	0	0	0	0	0	0	0	0	0	0
1700	686	0	0	3	19	41	77	48	28	62	148	149	77	26	3	4	1	0	0	0	0	0	0	0	0	0	0	0	0
1800	637	0	0	0	4	20	32	30	20	63	138	184	89	43	9	4	0	0	0	1	0	0	0	0	0	0	0	0	0
1900	464	0	0	1	12	6	14	3	13	20	112	132	85	41	17	5	2	0	1	0	0	0	0	0	0	0	0	0	0
2000	277	0	0	1	1	0	2	7	3	17	58	83	61	28	9	6	1	0	0	0	0	0	0	0	0	0	0	0	0
2100	270	0	0	0	1	0	5	8	7	17	49	80	60	26	10	4	1	1	1	0	0	0	0	0	0	0	0	0	0
2200	146	0	0	0	0	0	0	0	1	8	25	48	25	25	9	3	2	0	0	0	0	0	0	0	0	0	0	0	0
2300	86	0	0	0	0	0	0	0	1	2	13	19	22	13	7	6	2	1	0	0	0	0	0	0	0	0	0	0	0
07-19	8783	0	3	46	149	262	546	523	687	1272	2059	1805	929	335	106	37	14	0	6	1	1	0	0	0	0	2	0	0	0
06-22	10271	0	3	48	166	268	570	543	720	1389	2391	2221	1229	473	154	62	20	1	8	2	1	0	0	0	0	2	0	0	0
06-00	10503	0	3	48	166	268	570	543	722	1399	2429	2288	1276	511	170	71	24	2	8	2	1	0	0	0	0	2	0	0	0
00-00	10699	0	3	48	167	269	570	544	722	1405	2445	2326	1318	552	198	85	27	5	9	2	2	0	0	0	0	2	0	0	0

Site B
Location R131, west of JTC Site 3
Direction Eastbound

7352 / Ringsend
April 2017
Automatic Traffic Count

Wednesday, 05 April 2017

Time	Total	Classification												>PSL	>PSL%	>SL1	>SL1%	>SL2	>SL2%	Mean	Vpp
		1	2	3	4	5	6	7	8	9	10	11	12	50	50	55	55	60	60		85
		MCL	SV	SVT	TB2	TB3	T4	ART3	ART4	ART5	ART6	BD	DRT			+5kph	+5kph	+10kph	+10kph		
0000	47	2	45	0	0	0	0	0	0	0	0	0	0	36	76.6	28	59.6	23	48.9	58.7	70.9
0100	18	0	16	0	1	0	0	0	0	1	0	0	0	16	88.9	12	66.7	9	50	60.5	69.1
0200	2	0	1	0	0	1	0	0	0	0	0	0	0	1	50	1	50	0	0	53.4	-
0300	7	0	4	0	3	0	0	0	0	0	0	0	0	7	100	5	71.4	4	57.1	64.9	-
0400	15	1	8	0	4	0	1	0	1	0	0	0	0	14	93.3	13	86.7	7	46.7	59.8	73.4
0500	81	5	57	0	8	1	1	0	2	2	5	0	0	69	85.2	51	63	32	39.5	57.6	66.6
0600	459	11	353	3	41	4	3	0	6	20	17	1	0	269	58.6	152	33.1	74	16.1	51.6	60.1
0700	1183	29	1004	13	81	6	9	0	8	20	10	2	1	200	16.9	50	4.2	13	1.1	40.1	50.4
0800	1136	32	983	8	63	3	4	0	4	21	13	1	4	205	18	58	5.1	13	1.1	42.5	50.8
0900	908	16	768	3	62	7	3	1	9	25	9	1	4	338	37.2	116	12.8	30	3.3	47.1	54
1000	766	11	618	3	69	4	4	0	16	24	12	2	3	373	48.7	151	19.7	44	5.7	49.5	56.5
1100	619	5	496	4	57	3	8	1	10	22	11	0	2	290	46.8	140	22.6	38	6.1	49.1	56.5
1200	615	11	502	3	47	4	7	0	18	15	7	0	1	340	55.3	141	22.9	45	7.3	50.1	56.5
1300	691	9	576	2	48	2	3	0	10	19	14	0	8	374	54.1	163	23.6	37	5.4	50.6	56.9
1400	567	4	457	5	50	1	6	0	10	21	12	0	1	318	56.1	145	25.6	45	7.9	50.8	57.6
1500	623	7	524	6	39	1	3	0	10	19	11	1	2	280	44.9	153	24.6	46	7.4	48.1	56.9
1600	618	7	564	1	22	1	1	0	3	8	8	1	2	205	33.2	75	12.1	23	3.7	44.4	54.4
1700	645	23	597	5	12	2	0	0	0	3	1	0	2	169	26.2	45	7	11	1.7	42	52.2
1800	564	18	532	3	8	0	1	0	0	1	0	0	1	246	43.6	99	17.6	28	5	46.4	55.4
1900	471	13	448	0	8	0	1	0	0	1	0	0	0	310	65.8	194	41.2	94	20	52.6	61.2
2000	309	12	289	0	6	1	0	0	0	0	1	0	0	240	77.7	162	52.4	69	22.3	55.1	61.6
2100	216	2	208	1	2	1	0	0	0	1	1	0	0	154	71.3	96	44.4	42	19.4	54	61.2
2200	191	4	184	0	2	0	0	0	1	0	0	0	0	160	83.8	116	60.7	66	34.6	57.4	64.1
2300	115	2	109	0	3	1	0	0	0	0	0	0	0	101	87.8	70	60.9	43	37.4	58.1	64.4
07-19	8935	172	7621	56	558	34	49	2	98	198	108	8	31	3338	37.4	1336	15	373	4.2	46.1	54.7
06-22	10390	210	8919	60	615	40	53	2	104	220	127	9	31	4311	41.5	1940	18.7	652	6.3	47.1	56.2
06-00	10696	216	9212	60	620	41	53	2	105	220	127	9	31	4572	42.7	2126	19.9	761	7.1	47.4	56.2
00-00	10866	224	9343	60	636	43	55	2	108	223	132	9	31	4715	43.4	2236	20.6	836	7.7	47.6	56.5

Site B
Location R131, west of JTC Site 3
Direction Eastbound

7352 / Ringsend
April 2017
Automatic Traffic Count

Wednesday, 05 April 2017

Time	Total	Speed Bins (km/h)																												
		0 - 5	5 - 10	10 - 15	15 - 20	20 - 25	25 - 30	30 - 35	35 - 40	40 - 45	45 - 50	50 - 55	55 - 60	60 - 65	65 - 70	70 - 75	75 - 80	80 - 85	85 - 90	90 - 95	95 - 100	100 - 105	105 - 110	110 - 115	115 - 120	120 - 125	125 - 130	130 - 135	135 - 140
0000	47	0	0	0	0	1	0	0	1	4	5	8	5	8	6	6	2	1	0	0	0	0	0	0	0	0	0	0	0	0
0100	18	0	0	0	0	0	0	0	0	0	2	4	3	3	4	1	1	0	0	0	0	0	0	0	0	0	0	0	0	0
0200	2	0	0	0	0	0	0	0	0	0	1	0	1	0	0	0	0	0	0	0	0	0	0	0	0	0	0	0	0	0
0300	7	0	0	0	0	0	0	0	0	0	0	2	1	1	1	1	0	1	0	0	0	0	0	0	0	0	0	0	0	0
0400	15	0	0	0	1	0	0	0	0	0	0	1	6	3	1	1	1	0	1	0	0	0	0	0	0	0	0	0	0	0
0500	81	0	0	0	0	1	1	0	0	3	7	18	19	14	11	5	2	0	0	0	0	0	0	0	0	0	0	0	0	0
0600	459	0	0	0	2	3	12	4	17	38	114	117	78	43	23	6	0	1	0	1	0	0	0	0	0	0	0	0	0	0
0700	1183	0	0	3	49	79	86	125	184	230	227	150	37	11	1	0	1	0	0	0	0	0	0	0	0	0	0	0	0	0
0800	1136	0	1	16	31	42	51	78	112	243	357	147	45	9	4	0	0	0	0	0	0	0	0	0	0	0	0	0	0	0
0900	908	0	1	5	3	15	19	26	63	129	309	222	86	23	7	0	0	0	0	0	0	0	0	0	0	0	0	0	0	0
1000	766	0	0	0	2	9	23	11	18	104	226	222	107	28	10	2	1	1	0	1	0	0	0	1	0	0	0	0	0	0
1100	619	0	1	0	1	12	10	13	36	74	182	150	102	29	5	4	0	0	0	0	0	0	0	0	0	0	0	0	0	0
1200	615	0	0	3	4	2	5	11	22	75	153	199	96	33	9	3	0	0	0	0	0	0	0	0	0	0	0	0	0	0
1300	691	0	0	1	4	1	6	9	8	62	226	211	126	28	6	3	0	0	0	0	0	0	0	0	0	0	0	0	0	0
1400	567	0	0	0	1	1	12	1	15	58	161	173	100	36	8	1	0	0	0	0	0	0	0	0	0	0	0	0	0	0
1500	623	0	0	2	6	6	27	24	49	66	163	127	107	31	12	3	0	0	0	0	0	0	0	0	0	0	0	0	0	0
1600	618	0	0	2	11	28	37	45	56	92	142	130	52	17	5	0	0	0	1	0	0	0	0	0	0	0	0	0	0	0
1700	645	0	0	2	5	39	64	87	59	68	152	124	34	9	0	2	0	0	0	0	0	0	0	0	0	0	0	0	0	0
1800	564	0	0	0	2	37	27	28	41	44	139	147	71	18	5	5	0	0	0	0	0	0	0	0	0	0	0	0	0	0
1900	471	0	0	0	1	6	10	6	14	33	91	116	100	64	20	7	0	1	1	1	0	0	0	0	0	0	0	0	0	0
2000	309	0	0	0	0	1	2	1	0	21	44	78	93	45	16	3	3	1	0	1	0	0	0	0	0	0	0	0	0	0
2100	216	0	0	0	1	0	0	0	2	18	41	58	54	31	6	3	2	0	0	0	0	0	0	0	0	0	0	0	0	0
2200	191	0	0	0	0	1	1	0	3	3	23	44	50	39	14	7	3	1	1	1	0	0	0	0	0	0	0	0	0	0
2300	115	0	0	0	0	0	0	0	0	3	11	31	27	26	8	5	2	2	0	0	0	0	0	0	0	0	0	0	0	0
07-19	8935	0	3	34	119	271	367	458	663	1245	2437	2002	963	272	72	23	2	1	1	1	0	0	0	1	0	0	0	0	0	0
06-22	10390	0	3	34	123	281	391	469	696	1355	2727	2371	1288	455	137	42	7	4	2	4	0	0	0	1	0	0	0	0	0	0
06-00	10696	0	3	34	123	282	392	469	699	1361	2761	2446	1365	520	159	54	12	7	3	5	0	0	0	1	0	0	0	0	0	0
00-00	10866	0	3	34	124	284	393	469	700	1368	2776	2479	1400	549	182	68	18	9	4	5	0	0	0	1	0	0	0	0	0	0

Site B
Location R131, west of JTC Site 3
Direction Eastbound

7352 / Ringsend
April 2017
Automatic Traffic Count

Thursday, 06 April 2017

Time	Total	Classification												>PSL	>PSL%	>SL1	>SL1%	>SL2	>SL2%	Mean	Vpp
		1	2	3	4	5	6	7	8	9	10	11	12	50	50	55	55	60	60		85
		MCL	SV	SVT	TB2	TB3	T4	ART3	ART4	ART5	ART6	BD	DRT			+5kph	+5kph	+10kph	+10kph		
0000	58	1	56	0	1	0	0	0	0	0	0	0	0	48	82.8	36	62.1	21	36.2	57.3	64.1
0100	21	0	16	0	3	0	1	0	0	0	1	0	0	18	85.7	13	61.9	11	52.4	60	66.2
0200	7	0	3	0	2	1	0	0	0	0	1	0	0	5	71.4	4	57.1	3	42.9	58.1	-
0300	13	0	10	0	1	1	0	0	0	1	0	0	0	13	100	11	84.6	10	76.9	63.6	69.1
0400	14	0	8	0	2	1	0	0	1	0	2	0	0	11	78.6	9	64.3	6	42.9	59.6	71.6
0500	77	1	58	0	7	2	0	0	1	5	3	0	0	64	83.1	56	72.7	33	42.9	59	68.4
0600	456	7	347	1	43	3	5	0	14	10	24	2	0	302	66.2	190	41.7	76	16.7	52.7	60.8
0700	1111	26	934	9	77	9	9	1	11	19	16	0	0	190	17.1	66	5.9	32	2.9	39.5	50.8
0800	1193	24	1028	15	74	3	5	0	10	13	14	3	4	179	15	27	2.3	5	0.4	41.9	49.7
0900	861	17	715	4	70	3	7	1	7	22	12	1	2	305	35.4	107	12.4	30	3.5	45.7	53.6
1000	822	6	693	3	67	0	6	2	12	16	13	3	1	339	41.2	113	13.7	34	4.1	47.4	54.4
1100	587	7	479	1	49	1	8	0	7	24	8	0	3	323	55	173	29.5	47	8	49.8	57.6
1200	666	9	543	3	56	1	9	0	12	22	10	1	0	346	52	143	21.5	54	8.1	49.1	56.9
1300	595	8	504	2	37	2	6	0	4	20	11	0	1	356	59.8	175	29.4	59	9.9	50.7	58
1400	605	8	501	2	39	1	5	0	11	21	14	0	3	391	64.6	197	32.6	57	9.4	52	58.7
1500	630	11	545	1	30	6	6	0	8	11	8	1	3	242	38.4	89	14.1	26	4.1	45.7	54.4
1600	634	18	566	4	27	0	3	0	4	7	3	0	2	258	40.7	70	11	24	3.8	48.1	53.6
1700	635	18	592	2	11	0	2	0	3	4	1	1	1	230	36.2	80	12.6	28	4.4	45.2	54.4
1800	623	17	580	4	14	0	2	0	3	0	2	1	0	248	39.8	115	18.5	36	5.8	47	55.8
1900	477	14	441	3	13	1	3	0	1	0	1	0	0	308	64.6	161	33.8	63	13.2	50.9	58.7
2000	287	9	263	0	10	0	1	0	1	1	2	0	0	191	66.6	116	40.4	57	19.9	53.6	61.2
2100	233	1	224	0	7	1	0	0	0	0	0	0	0	161	69.1	96	41.2	49	21	54.6	63.4
2200	257	1	246	0	6	3	0	0	1	0	0	0	0	190	73.9	111	43.2	41	16	53.9	60.1
2300	154	3	142	0	5	1	0	0	0	0	3	0	0	132	85.7	91	59.1	61	39.6	57.9	65.2
07-19	8962	169	7680	50	551	26	68	4	92	179	112	11	20	3407	38	1355	15.1	432	4.8	46.1	54.7
06-22	10415	200	8955	54	624	31	77	4	108	190	139	13	20	4369	41.9	1918	18.4	677	6.5	47	55.8
06-00	10826	204	9343	54	635	35	77	4	109	190	142	13	20	4691	43.3	2120	19.6	779	7.2	47.3	56.2
00-00	11016	206	9494	54	651	40	78	4	111	196	149	13	20	4850	44	2249	20.4	863	7.8	47.5	56.5

Site B
Location R131, west of JTC Site 3
Direction Eastbound

7352 / Ringsend
April 2017
Automatic Traffic Count

Thursday, 06 April 2017

Time	Total	Speed Bins (km/h)																												
		0 - 5	5 - 10	10 - 15	15 - 20	20 - 25	25 - 30	30 - 35	35 - 40	40 - 45	45 - 50	50 - 55	55 - 60	60 - 65	65 - 70	70 - 75	75 - 80	80 - 85	85 - 90	90 - 95	95 - 100	100 - 105	105 - 110	110 - 115	115 - 120	120 - 125	125 - 130	130 - 135	135 - 140
0000	58	0	0	0	0	0	1	0	0	0	9	12	15	15	2	3	1	0	0	0	0	0	0	0	0	0	0	0	0	0
0100	21	0	0	0	0	0	0	0	0	0	3	5	2	3	7	0	0	0	1	0	0	0	0	0	0	0	0	0	0	0
0200	7	0	0	0	0	0	0	0	0	0	2	1	1	1	1	1	0	0	0	0	0	0	0	0	0	0	0	0	0	0
0300	13	0	0	0	0	0	0	0	0	0	0	2	1	6	2	1	1	0	0	0	0	0	0	0	0	0	0	0	0	0
0400	14	0	0	0	0	0	0	0	0	0	3	2	3	2	1	2	1	0	0	0	0	0	0	0	0	0	0	0	0	0
0500	77	0	0	0	1	0	0	0	1	3	8	8	23	10	13	8	0	1	0	1	0	0	0	0	0	0	0	0	0	0
0600	456	0	0	1	3	10	2	3	14	31	90	112	114	45	17	5	8	1	0	0	0	0	0	0	0	0	0	0	0	0
0700	1111	0	1	14	55	80	119	102	123	213	214	124	34	20	10	1	1	0	0	0	0	0	0	0	0	0	0	0	0	0
0800	1193	0	1	2	12	40	66	127	161	291	314	152	22	5	0	0	0	0	0	0	0	0	0	0	0	0	0	0	0	0
0900	861	0	0	3	9	19	60	29	65	131	240	198	77	20	9	0	1	0	0	0	0	0	0	0	0	0	0	0	0	0
1000	822	0	0	4	9	23	15	32	35	100	265	226	79	26	6	2	0	0	0	0	0	0	0	0	0	0	0	0	0	0
1100	587	0	2	1	10	3	12	19	23	37	157	150	126	33	8	2	3	1	0	0	0	0	0	0	0	0	0	0	0	0
1200	666	0	0	1	15	13	14	10	17	71	179	203	89	41	9	3	1	0	0	0	0	0	0	0	0	0	0	0	0	0
1300	595	0	0	2	4	6	11	16	10	44	146	181	116	40	12	6	1	0	0	0	0	0	0	0	0	0	0	0	0	0
1400	605	0	0	0	1	8	5	10	6	38	146	194	140	32	17	5	1	2	0	0	0	0	0	0	0	0	0	0	0	0
1500	630	0	1	3	11	16	50	27	20	107	153	153	63	18	5	2	0	0	0	0	1	0	0	0	0	0	0	0	0	0
1600	634	0	0	0	0	6	9	19	29	103	210	188	46	21	2	1	0	0	0	0	0	0	0	0	0	0	0	0	0	0
1700	635	0	0	2	4	31	32	47	45	93	151	150	52	22	2	4	0	0	0	0	0	0	0	0	0	0	0	0	0	0
1800	623	0	0	4	4	17	14	37	50	70	179	133	79	26	7	2	1	0	0	0	0	0	0	0	0	0	0	0	0	0
1900	477	0	1	0	6	9	8	16	11	37	81	147	98	45	14	3	1	0	0	0	0	0	0	0	0	0	0	0	0	0
2000	287	0	0	0	1	1	0	2	4	26	62	75	59	36	12	7	2	0	0	0	0	0	0	0	0	0	0	0	0	0
2100	233	0	0	0	0	0	0	0	2	9	61	65	47	23	19	4	2	1	0	0	0	0	0	0	0	0	0	0	0	0
2200	257	0	0	1	0	0	0	0	4	16	46	79	70	25	10	5	1	0	0	0	0	0	0	0	0	0	0	0	0	0
2300	154	0	0	0	0	0	0	0	0	5	17	41	30	36	15	6	3	0	1	0	0	0	0	0	0	0	0	0	0	0
07-19	8962	0	5	36	134	262	407	475	584	1298	2354	2052	923	304	87	28	9	3	0	0	1	0	0	0	0	0	0	0	0	0
06-22	10415	0	6	37	144	282	417	496	615	1401	2648	2451	1241	453	149	47	22	5	0	0	1	0	0	0	0	0	0	0	0	0
06-00	10826	0	6	38	144	282	417	496	619	1422	2711	2571	1341	514	174	58	26	5	1	0	1	0	0	0	0	0	0	0	0	0
00-00	11016	0	6	38	145	282	418	496	620	1425	2736	2601	1386	551	200	73	29	6	2	1	1	0	0	0	0	0	0	0	0	0

Site B
Location R131, west of JTC Site 3
Direction Eastbound
Friday, 07 April 2017

7352 / Ringsend
April 2017
Automatic Traffic Count

Time	Total	Classification												>PSL	>PSL%	>SL1	>SL1%	>SL2	>SL2%	Mean	Vpp
		1	2	3	4	5	6	7	8	9	10	11	12	50	50	55	55	60	60		85
		MCL	SV	SVT	TB2	TB3	T4	ART3	ART4	ART5	ART6	BD	DRT			+5kph	+5kph	+10kph	+10kph		
0000	93	0	89	0	3	0	0	0	1	0	0	0	0	79	84.9	55	59.1	29	31.2	57.3	64.4
0100	27	0	25	0	1	0	0	0	0	0	1	0	0	22	81.5	15	55.6	10	37	57.6	64.8
0200	9	0	7	0	2	0	0	0	0	0	0	0	0	6	66.7	6	66.7	3	33.3	55.4	-
0300	8	0	8	0	0	0	0	0	0	0	0	0	0	7	87.5	5	62.5	4	50	59.3	-
0400	27	0	18	0	4	1	1	0	2	0	1	0	0	24	88.9	18	66.7	11	40.7	60.6	68.8
0500	66	0	41	0	10	1	2	0	4	2	6	0	0	54	81.8	46	69.7	31	47	58.7	68.8
0600	430	8	339	2	34	1	4	0	5	22	15	0	0	271	63	155	36	62	14.4	52.6	59.8
0700	1100	20	942	15	72	4	12	1	7	12	9	4	2	141	12.8	48	4.4	12	1.1	36	49
0800	1047	26	895	9	68	6	6	0	10	16	8	1	2	187	17.9	70	6.7	21	2	38.2	50.8
0900	724	9	608	2	57	1	3	0	9	22	12	0	1	345	47.7	131	18.1	46	6.4	49.3	55.4
1000	713	8	572	3	66	5	6	1	7	29	10	4	2	264	37	90	12.6	24	3.4	46.5	53.6
1100	574	8	468	3	39	3	10	1	10	17	12	0	3	262	45.6	136	23.7	51	8.9	49.6	56.9
1200	626	7	519	2	54	2	4	0	6	17	13	2	0	238	38	80	12.8	17	2.7	47	54.4
1300	562	8	490	1	26	2	0	0	8	14	8	3	2	260	46.3	103	18.3	45	8	48.8	56.2
1400	565	8	466	2	35	0	6	0	15	14	15	1	3	364	64.4	191	33.8	78	13.8	52.2	59.4
1500	551	10	473	3	30	0	5	0	6	12	8	2	2	227	41.2	96	17.4	33	6	47	55.4
1600	695	15	634	6	20	2	4	1	4	5	2	1	1	217	31.2	68	9.8	23	3.3	44.4	53.3
1700	768	33	699	3	24	1	2	0	1	1	3	0	1	318	41.4	121	15.8	38	4.9	45.7	54.7
1800	585	16	540	3	19	1	4	0	0	1	0	1	0	378	64.6	202	34.5	68	11.6	50.4	59
1900	507	8	469	3	19	1	2	0	0	2	2	1	0	289	57	149	29.4	58	11.4	49.7	58.7
2000	262	5	244	2	6	2	1	0	2	0	0	0	0	163	62.2	90	34.4	32	12.2	51.7	59
2100	226	6	211	0	6	0	1	0	0	1	1	0	0	160	70.8	86	38.1	41	18.1	53.2	60.8
2200	187	0	178	0	6	0	1	0	0	1	1	0	0	135	72.2	82	43.9	35	18.7	54.3	60.5
2300	149	1	146	0	2	0	0	0	0	0	0	0	0	117	78.5	79	53	36	24.2	55.8	61.9
07-19	8510	168	7306	52	510	27	62	4	83	160	100	19	19	3201	37.6	1336	15.7	456	5.4	45.2	55.1
06-22	9935	195	8569	59	575	31	70	4	90	185	118	20	19	4084	41.1	1816	18.3	649	6.5	46.1	55.8
06-00	10271	196	8893	59	583	31	71	4	90	186	119	20	19	4336	42.2	1977	19.2	720	7	46.4	56.2
00-00	10501	196	9081	59	603	33	74	4	97	188	127	20	19	4528	43.1	2122	20.2	808	7.7	46.6	56.5

Site B
Location R131, west of JTC Site 3
Direction Eastbound

7352 / Ringsend
April 2017
Automatic Traffic Count

Friday, 07 April 2017

Time	Total	Speed Bins (km/h)																											
		0 - 5	5 - 10	10 - 15	15 - 20	20 - 25	25 - 30	30 - 35	35 - 40	40 - 45	45 - 50	50 - 55	55 - 60	60 - 65	65 - 70	70 - 75	75 - 80	80 - 85	85 - 90	90 - 95	95 - 100	100 - 105	105 - 110	110 - 115	115 - 120	120 - 125	125 - 130	130 - 135	135 - 140
0000	93	0	0	0	0	0	0	0	0	1	13	24	26	16	9	3	0	1	0	0	0	0	0	0	0	0	0	0	0
0100	27	0	0	0	0	0	0	0	0	0	5	7	5	5	3	1	1	0	0	0	0	0	0	0	0	0	0	0	0
0200	9	0	0	0	0	0	0	0	0	2	1	0	3	1	2	0	0	0	0	0	0	0	0	0	0	0	0	0	0
0300	8	0	0	0	0	0	0	0	1	0	0	2	1	1	2	0	1	0	0	0	0	0	0	0	0	0	0	0	0
0400	27	0	0	0	0	0	0	0	0	1	2	6	7	4	3	2	0	0	1	1	0	0	0	0	0	0	0	0	0
0500	66	0	0	0	0	0	0	0	1	3	8	8	15	15	9	7	0	0	0	0	0	0	0	0	0	0	0	0	0
0600	430	0	0	1	0	2	3	3	17	33	100	116	93	45	8	4	3	2	0	0	0	0	0	0	0	0	0	0	0
0700	1100	0	3	46	84	110	130	125	153	155	153	93	36	8	2	0	1	0	1	0	0	0	0	0	0	0	0	0	0
0800	1047	0	2	37	51	104	140	79	100	161	186	117	49	13	7	1	0	0	0	0	0	0	0	0	0	0	0	0	0
0900	724	0	0	0	2	4	13	15	29	101	215	214	85	30	13	2	1	0	0	0	0	0	0	0	0	0	0	0	0
1000	713	0	0	3	7	7	26	30	47	136	193	174	66	15	5	1	1	1	0	0	1	0	0	0	0	0	0	0	0
1100	574	0	0	0	0	10	4	12	17	66	203	126	85	45	4	1	1	0	0	0	0	0	0	0	0	0	0	0	0
1200	626	0	0	1	5	22	13	20	27	79	221	158	63	11	5	1	0	0	0	0	0	0	0	0	0	0	0	0	0
1300	562	0	0	1	5	17	9	7	24	65	174	157	58	28	12	3	1	0	1	0	0	0	0	0	0	0	0	0	0
1400	565	0	0	1	5	2	1	2	18	46	126	173	113	58	18	2	0	0	0	0	0	0	0	0	0	0	0	0	0
1500	551	0	0	2	4	20	23	19	20	79	157	131	63	26	6	1	0	0	0	0	0	0	0	0	0	0	0	0	0
1600	695	0	0	12	23	19	20	33	61	131	179	149	45	16	5	1	0	1	0	0	0	0	0	0	0	0	0	0	0
1700	768	0	0	6	30	28	36	25	44	97	184	197	83	26	9	3	0	0	0	0	0	0	0	0	0	0	0	0	0
1800	585	0	0	4	6	20	12	16	16	34	99	176	134	56	9	2	0	0	0	0	0	0	0	0	0	0	1	0	0
1900	507	0	0	0	5	13	20	17	15	43	105	140	91	41	12	4	1	0	0	0	0	0	0	0	0	0	0	0	0
2000	262	0	0	0	0	1	0	6	17	23	52	73	58	23	3	6	0	0	0	0	0	0	0	0	0	0	0	0	0
2100	226	0	0	2	1	0	0	1	9	11	42	74	45	29	8	2	1	1	0	0	0	0	0	0	0	0	0	0	0
2200	187	0	0	0	0	0	0	1	2	13	36	53	47	23	7	3	1	1	0	0	0	0	0	0	0	0	0	0	0
2300	149	0	0	0	0	0	0	0	1	5	26	38	43	22	11	2	1	0	0	0	0	0	0	0	0	0	0	0	0
07-19	8510	0	5	113	222	363	427	383	556	1150	2090	1865	880	332	95	18	5	2	2	0	1	0	0	0	0	0	1	0	0
06-22	9935	0	5	116	228	379	450	410	614	1260	2389	2268	1167	470	126	34	10	5	2	0	1	0	0	0	0	0	1	0	0
06-00	10271	0	5	116	228	379	450	411	617	1278	2451	2359	1257	515	144	39	12	6	2	0	1	0	0	0	0	0	1	0	0
00-00	10501	0	5	116	228	379	450	411	619	1285	2480	2406	1314	557	172	52	14	7	3	1	1	0	0	0	0	0	1	0	0

Site B
Location R131, west of JTC Site 3
Direction Eastbound
Virtual Day (7)

7352 / Ringsend
April 2017
Automatic Traffic Count

Time	Total	Classification												>PSL	>PSL%	>SL1	>SL1%	>SL2	>SL2%	Mean	Vpp
		1	2	3	4	5	6	7	8	9	10	11	12	50	50	55	55	60	60		85
		MCL	SV	SVT	TB2	TB3	T4	ART3	ART4	ART5	ART6	BD	DRT			+5kph	+5kph	+10kph	+10kph		
0000	72	1	67	0	3	0	0	0	0	0	0	0	0	58	80.6	43	59.1	25	34.7	57.1	64.8
0100	29	0	26	0	2	0	0	0	0	0	0	0	0	25	86	19	65.5	13	45	59	66.6
0200	10	0	8	0	1	0	0	0	0	0	0	0	0	8	79.7	7	68.1	4	40.6	57.6	-
0300	8	0	6	0	1	0	0	0	0	0	0	0	0	7	87.9	6	70.7	5	56.9	61.5	-
0400	15	0	9	0	3	0	0	0	1	1	1	0	0	13	86.9	11	72	7	43.9	60.5	71.6
0500	62	2	42	0	7	1	1	0	2	3	4	0	0	50	81.3	38	61.3	25	40.3	57.9	67
0600	347	8	267	1	28	2	2	0	8	15	14	1	0	212	61.1	125	36.1	57	16.4	52.2	60.5
0700	857	19	722	9	61	5	7	1	8	14	9	1	1	170	19.9	68	7.9	28	3.3	40.7	51.5
0800	878	22	752	10	57	3	4	0	7	12	8	2	2	182	20.7	72	8.2	27	3	41.4	51.8
0900	739	14	632	4	51	3	4	0	6	15	7	1	2	331	44.8	144	19.5	49	6.6	47.7	56.2
1000	663	11	554	3	52	2	4	1	8	17	8	2	1	319	48.1	144	21.7	46	7	48.8	56.5
1100	579	9	487	3	39	2	7	0	7	15	8	1	2	304	52.4	148	25.5	48	8.3	49.7	57.2
1200	608	11	515	2	41	2	4	0	8	15	8	1	1	323	53.2	144	23.7	50	8.3	49.4	56.9
1300	630	8	550	2	33	2	3	0	6	15	8	1	2	294	46.7	132	21	42	6.7	47.4	56.5
1400	621	8	530	4	34	2	4	0	10	16	9	1	2	297	47.9	142	22.9	49	7.8	46.1	57.2
1500	577	11	504	2	29	2	3	0	7	12	6	1	1	286	49.5	138	23.9	48	8.3	48.2	56.9
1600	594	13	538	3	20	2	2	0	3	6	3	1	2	254	42.8	105	17.7	37	6.3	47.1	55.8
1700	608	21	561	3	15	1	2	0	1	2	2	0	1	234	38.5	94	15.5	31	5	45.2	55.1
1800	560	16	522	3	15	0	2	0	0	0	1	1	0	298	53.3	145	25.9	49	8.8	48.9	57.6
1900	441	9	416	1	12	1	1	0	0	0	1	0	0	288	65.2	160	36.2	65	14.8	51.9	59.8
2000	274	7	257	0	6	1	1	0	1	0	1	0	0	192	69.8	116	42.4	50	18.1	53.4	60.8
2100	208	3	198	0	4	1	0	0	0	1	1	0	0	147	70.7	85	41	39	18.7	53.8	61.2
2200	195	2	187	0	4	1	0	0	1	0	0	0	0	142	72.6	87	44.7	42	21.4	54.5	62.3
2300	130	1	123	0	4	1	0	0	0	0	1	0	0	100	77.5	68	52.3	35	27.3	56.1	63.7
07-19	7913	162	6866	47	448	25	47	3	71	139	76	11	17	3293	41.6	1476	18.7	505	6.4	46.4	55.8
06-22	9184	190	8004	50	498	29	51	3	81	156	92	12	17	4131	45	1963	21.4	715	7.8	47.2	56.5
06-00	9509	194	8314	50	506	30	51	3	82	157	93	12	17	4373	46	2118	22.3	792	8.3	47.5	56.9
00-00	9705	197	8471	50	524	32	52	3	86	161	99	12	17	4535	46.7	2240	23.1	871	9	47.7	57.2

Site B
Location R131, west of JTC Site 3
Direction Eastbound

7352 / Ringsend
April 2017
Automatic Traffic Count

Virtual Day (7)

Time	Total	Speed Bins (km/h)																											
		0 - 5	5 - 10	10 - 15	15 - 20	20 - 25	25 - 30	30 - 35	35 - 40	40 - 45	45 - 50	50 - 55	55 - 60	60 - 65	65 - 70	70 - 75	75 - 80	80 - 85	85 - 90	90 - 95	95 - 100	100 - 105	105 - 110	110 - 115	115 - 120	120 - 125	125 - 130	130 - 135	135 - 140
0000	72	0	0	0	0	0	0	0	0	3	10	15	18	14	6	3	1	1	0	0	0	0	0	0	0	0	0	0	0
0100	29	0	0	0	0	0	0	0	0	1	3	6	6	6	4	2	0	0	0	0	0	0	0	0	0	0	0	0	0
0200	10	0	0	0	0	0	0	0	0	1	1	1	3	2	1	1	0	0	0	0	0	0	0	0	0	0	0	0	0
0300	8	0	0	0	0	0	0	0	0	0	1	1	1	2	2	1	0	0	0	0	0	0	0	0	0	0	0	0	0
0400	15	0	0	0	0	0	0	0	0	0	1	2	4	3	2	1	1	0	0	0	0	0	0	0	0	0	0	0	0
0500	62	0	0	0	0	0	0	0	0	3	7	12	13	11	8	4	1	0	0	0	0	0	0	0	0	0	0	0	0
0600	347	0	0	0	2	4	3	3	10	32	80	87	68	34	13	5	3	1	0	0	0	0	0	0	0	0	0	0	0
0700	857	0	1	10	32	57	76	76	101	163	171	102	40	17	8	2	1	0	0	0	0	0	0	0	0	0	0	0	0
0800	878	0	1	12	30	48	66	73	107	165	193	110	46	18	6	2	0	0	0	0	0	0	0	0	0	0	0	0	0
0900	739	0	0	3	7	15	30	26	43	95	189	187	95	32	13	3	1	0	0	0	0	0	0	0	0	0	0	0	0
1000	663	0	0	1	5	11	16	22	23	86	180	175	98	32	10	2	1	0	0	0	0	0	0	0	0	0	0	0	0
1100	579	0	0	1	5	6	12	15	19	55	163	156	100	36	8	3	1	0	0	0	0	0	0	0	0	0	0	0	0
1200	608	0	0	2	7	11	9	13	23	60	158	179	93	36	10	3	1	0	0	0	0	0	0	0	0	0	0	0	0
1300	630	0	1	8	14	20	18	21	27	64	163	162	90	28	9	4	1	0	0	0	0	0	0	0	0	0	0	0	0
1400	621	0	5	23	21	22	22	20	26	51	133	155	93	33	12	4	0	0	0	0	0	0	0	0	0	0	0	0	0
1500	577	0	1	4	8	11	26	20	23	59	139	148	90	33	11	2	0	0	1	0	0	0	0	0	0	0	0	0	0
1600	594	0	0	2	8	13	23	26	33	83	151	149	68	27	7	2	1	0	0	0	0	0	0	0	0	0	0	0	0
1700	608	0	1	3	11	28	40	38	34	76	143	140	63	23	5	3	0	0	0	0	0	0	0	0	0	0	0	0	0
1800	560	0	0	1	4	18	18	22	24	48	128	154	95	37	9	3	1	0	0	0	0	0	0	0	0	0	0	0	0
1900	441	0	0	0	4	6	8	7	10	27	91	128	95	44	15	4	1	0	0	0	0	0	0	0	0	0	0	0	0
2000	274	0	0	1	1	1	1	4	5	19	51	75	67	33	10	6	1	0	0	0	0	0	0	0	0	0	0	0	0
2100	208	0	0	0	0	0	1	1	3	14	41	62	46	25	9	3	2	1	0	0	0	0	0	0	0	0	0	0	0
2200	195	0	0	0	0	0	1	0	3	12	37	55	45	24	11	4	2	1	0	0	0	0	0	0	0	0	0	0	0
2300	130	0	0	0	0	0	0	0	1	5	23	33	32	20	10	3	2	1	0	0	0	0	0	0	0	0	0	0	0
07-19	7913	0	10	71	152	260	357	374	481	1004	1909	1817	972	351	109	32	7	2	2	1	1	0	0	0	0	0	0	0	0
06-22	9184	0	10	73	159	271	372	390	509	1096	2173	2169	1248	487	156	49	15	4	3	1	1	0	0	0	0	0	0	0	0
06-00	9509	0	10	73	160	272	372	390	513	1113	2233	2256	1325	531	177	56	18	5	3	2	1	0	0	0	0	0	0	0	0
00-00	9705	0	10	73	160	272	372	390	514	1122	2256	2294	1370	568	199	68	21	7	4	2	1	0	0	0	0	0	0	0	0

Site B
Location R131, west of JTC Site 3
Direction Eastbound

7352 / Ringsend
April 2017
Automatic Traffic Count

Virtual Week (1)

Time	Total	Classification												>PSL	>PSL%	>SL1	>SL1%	>SL2	>SL2%	Mean	Vpp
		1	2	3	4	5	6	7	8	9	10	11	12	50	50	55	55	60	60		85
		MCL	SV	SVT	TB2	TB3	T4	ART3	ART4	ART5	ART6	BD	DRT			+5kph	+5kph	+10kph	+10kph		
Mon	10240	223	8692	54	642	41	51	3	114	245	122	24	29	4632	45.2	2167	21.2	808	7.9	47.7	56.5
Tue	10699	259	9079	76	646	43	62	3	136	233	126	16	20	4526	42.3	2200	20.6	882	8.2	46.9	56.5
Wed	10866	224	9343	60	636	43	55	2	108	223	132	9	31	4715	43.4	2236	20.6	836	7.7	47.6	56.5
Thu	11016	206	9494	54	651	40	78	4	111	196	149	13	20	4850	44	2249	20.4	863	7.8	47.5	56.5
Fri	10501	196	9081	59	603	33	74	4	97	188	127	20	19	4528	43.1	2122	20.2	808	7.7	46.6	56.5
| Sat	7901	96	7286	29	345	20	26	4	25	38	29	1	2	4097	51.9	2253	28.5	879	11.1	47.3	58.3
| Sun	6710	176	6325	19	147	6	16	0	8	6	6	0	1	4396	65.5	2456	36.6	1019	15.2	51.7	59.8
5 Day Ave.	10664	222	9138	61	636	40	64	3	113	217	131	16	24	4650	43.6	2195	20.6	839	7.9	47.3	56.5
7 Day Ave.	9705	197	8471	50	524	32	52	3	86	161	99	12	17	4535	46.7	2240	23.1	871	9.0	47.7	57.2
--	67933	1380	59300	351	3670	226	362	20	599	1129	691	83	122	31744	46.7	15683	23.1	6095	9.0	47.7	57.2

Summary Graphs

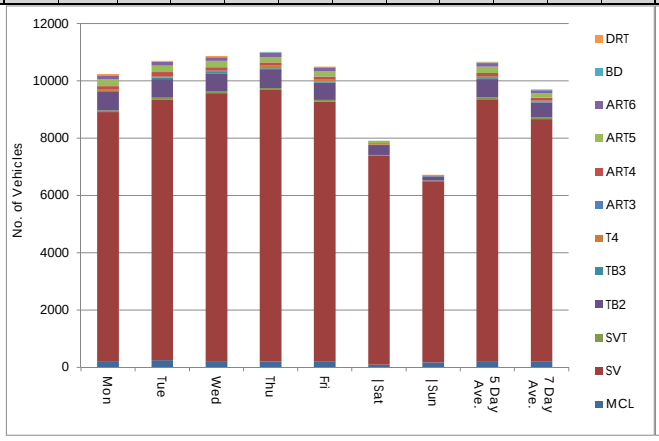

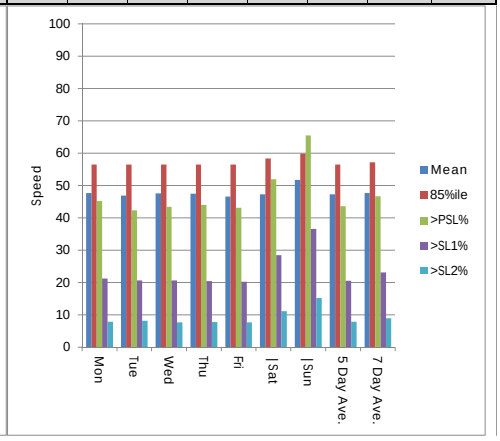

Site B
Location R131, west of JTC Site 3
Direction Eastbound

7352 / Ringsend
April 2017
Automatic Traffic Count

Virtual Week (1)

Time	Total	Speed Bins (km/h)																											
		0 - 5	5 - 10	10 - 15	15 - 20	20 - 25	25 - 30	30 - 35	35 - 40	40 - 45	45 - 50	50 - 55	55 - 60	60 - 65	65 - 70	70 - 75	75 - 80	80 - 85	85 - 90	90 - 95	95 - 100	100 - 105	105 - 110	110 - 115	115 - 120	120 - 125	125 - 130	130 - 135	135 - 140
Mon	10240	0	7	33	139	305	372	365	509	1316	2562	2465	1359	536	177	51	31	8	3	1	1	0	0	0	0	0	0	0	0
Tue	10699	0	3	48	167	269	570	544	722	1405	2445	2326	1318	552	198	85	27	5	9	2	2	0	0	0	0	2	0	0	0
Wed	10866	0	3	34	124	284	393	469	700	1368	2776	2479	1400	549	182	68	18	9	4	5	0	0	0	1	0	0	0	0	0
Thu	11016	0	6	38	145	282	418	496	620	1425	2736	2601	1386	551	200	73	29	6	2	1	1	0	0	0	0	0	0	0	0
Fri	10501	0	5	116	228	379	450	411	619	1285	2480	2406	1314	557	172	52	14	7	3	1	1	0	0	0	0	0	1	0	0
| Sat	7901	1	49	213	245	260	286	329	272	634	1515	1844	1374	569	223	60	16	4	2	3	1	1	0	0	0	0	0	0	0
| Sun	6710	0	0	28	72	125	118	118	156	418	1279	1940	1437	663	242	85	15	10	4	0	0	0	0	0	0	0	0	0	0
5 Day Ave.	10664	0	5	54	161	304	441	457	634	1360	2600	2455	1355	549	186	66	24	7	4	2	1	0	0	0	0	0	0	0	0
7 Day Ave.	9705	0	10	73	160	272	372	390	514	1122	2256	2294	1370	568	199	68	21	7	4	2	1	0	0	0	0	0	0	0	0
--	67933	1	73	510	1120	1904	2607	2732	3598	7851	15793	16061	9588	3977	1394	474	150	49	27	13	6	1	0	1	0	2	1	0	0

Summary Graphs

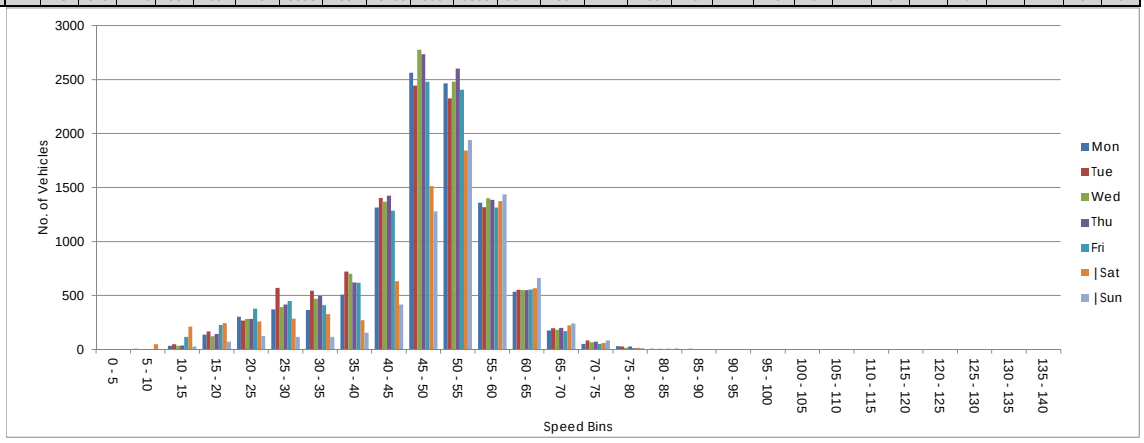

Site B
Location R131, west of JTC Site 3
Direction Westbound

7352 / Ringsend
April 2017
Automatic Traffic Count

Saturday, 01 April 2017

Time	Total	Classification												>PSL	>PSL%	>SL1	>SL1%	>SL2	>SL2%	Mean	Vpp
		1	2	3	4	5	6	7	8	9	10	11	12	50	50	55	55	60	60		85
		MCL	SV	SVT	TB2	TB3	T4	ART3	ART4	ART5	ART6	BD	DRT			+5kph	+5kph	+10kph	+10kph		
0000	99	1	93	0	4	1	0	0	0	0	0	0	0	56	56.6	28	28.3	12	12.1	50.8	58
0100	51	0	46	0	2	0	0	0	1	1	1	0	0	37	72.5	22	43.1	10	19.6	52.9	60.1
0200	16	0	16	0	0	0	0	0	0	0	0	0	0	8	50	8	50	4	25	55.2	65.5
0300	19	0	18	1	0	0	0	0	0	0	0	0	0	13	68.4	12	63.2	6	31.6	55.4	63.7
0400	54	0	49	0	0	0	0	0	3	2	0	0	0	38	70.4	24	44.4	12	22.2	55.4	63.7
0500	70	2	60	0	3	0	2	0	2	1	0	0	0	59	84.3	39	55.7	23	32.9	56.9	67.7
0600	88	4	66	0	8	0	2	0	0	4	3	1	0	51	58	31	35.2	21	23.9	52.8	61.2
0700	195	10	171	2	10	0	0	0	0	0	2	0	0	146	74.9	108	55.4	53	27.2	55.5	63.7
0800	439	6	377	3	25	1	2	0	6	12	4	2	1	168	38.3	74	16.9	29	6.6	48.1	55.4
0900	426	7	372	7	19	3	7	0	2	6	3	0	0	141	33.1	66	15.5	28	6.6	47.1	55.1
1000	523	7	474	1	24	4	2	0	2	7	2	0	0	160	30.6	58	11.1	20	3.8	46.8	53.3
1100	523	7	463	5	27	3	8	0	3	1	6	0	0	144	27.5	58	11.1	15	2.9	45.9	53.3
1200	513	12	463	3	30	1	2	0	2	0	0	0	0	177	34.5	70	13.6	16	3.1	46.5	54.4
1300	596	6	567	4	15	0	3	0	0	0	1	0	0	70	11.7	15	2.5	5	0.8	42.5	49
1400	455	7	435	0	9	0	0	0	1	1	2	0	0	61	13.4	10	2.2	2	0.4	40.5	48.2
1500	579	5	549	2	20	0	0	0	1	1	1	0	0	143	24.7	39	6.7	11	1.9	45.7	51.8
1600	507	4	484	1	15	0	2	0	0	0	1	0	0	133	26.2	40	7.9	9	1.8	45.8	52.2
1700	900	4	851	10	20	7	7	0	1	0	0	0	0	63	7	20	2.2	8	0.9	33.6	45.7
1800	610	1	580	2	17	5	3	0	1	1	0	0	0	124	20.3	44	7.2	23	3.8	37.3	51.5
1900	371	1	359	3	8	0	0	0	0	0	0	0	0	131	35.3	45	12.1	13	3.5	47.7	54
2000	260	3	246	2	9	0	0	0	0	0	0	0	0	89	34.2	48	18.5	22	8.5	48.4	56.2
2100	118	3	108	0	4	0	0	0	0	3	0	0	0	61	51.7	18	15.3	6	5.1	49.9	54.7
2200	128	5	118	0	2	0	0	0	2	1	0	0	0	49	38.3	29	22.7	9	7	49.3	56.9
2300	113	0	110	0	2	0	0	0	1	0	0	0	0	51	45.1	20	17.7	13	11.5	49.9	56.2
07-19	6266	76	5786	40	231	24	36	0	19	29	22	2	1	1530	24.4	602	9.6	219	3.5	43.2	52.6
06-22	7103	87	6565	45	260	24	38	0	19	36	25	3	1	1862	26.2	744	10.5	281	4	43.9	52.9
06-00	7344	92	6793	45	264	24	38	0	22	37	25	3	1	1962	26.7	793	10.8	303	4.1	44.1	53.3
00-00	7653	95	7075	46	273	25	40	0	28	41	26	3	1	2173	28.4	926	12.1	370	4.8	44.4	53.6

Site B
Location R131, west of JTC Site 3
Direction Westbound

7352 / Ringsend
April 2017
Automatic Traffic Count

Sunday, 02 April 2017

Time	Total	Classification												>PSL	>PSL%	>SL1	>SL1%	>SL2	>SL2%	Mean	Vpp
		1	2	3	4	5	6	7	8	9	10	11	12	50	50	55	55	60	60		85
		MCL	SV	SVT	TB2	TB3	T4	ART3	ART4	ART5	ART6	BD	DRT			+5kph	+5kph	+10kph	+10kph		
0000	71	2	65	0	4	0	0	0	0	0	0	0	0	46	64.8	31	43.7	18	25.4	54	63.7
0100	45	0	44	0	1	0	0	0	0	0	0	0	0	29	64.4	15	33.3	4	8.9	51.2	56.5
0200	14	0	14	0	0	0	0	0	0	0	0	0	0	9	64.3	7	50	4	28.6	56.6	67
0300	14	0	11	0	2	0	0	0	0	1	0	0	0	11	78.6	10	71.4	4	28.6	57.9	67
0400	39	0	38	0	1	0	0	0	0	0	0	0	0	30	76.9	23	59	14	35.9	57.6	63.4
0500	48	2	46	0	0	0	0	0	0	0	0	0	0	42	87.5	34	70.8	19	39.6	58.6	66.6
0600	74	1	70	0	3	0	0	0	0	0	0	0	0	55	74.3	34	45.9	23	31.1	55	63.7
0700	135	4	124	0	7	0	0	0	0	0	0	0	0	91	67.4	56	41.5	29	21.5	53.7	61.2
0800	163	9	143	0	7	0	2	0	1	0	1	0	0	113	69.3	62	38	28	17.2	52.5	60.5
0900	367	15	334	1	10	0	3	0	0	2	1	0	1	128	34.9	60	16.3	31	8.4	47.3	55.8
1000	468	24	425	3	7	0	6	0	1	0	2	0	0	165	35.3	65	13.9	18	3.8	45.5	54.4
1100	485	24	451	1	6	0	2	0	0	0	0	0	1	176	36.3	62	12.8	14	2.9	45.9	54
1200	501	10	481	2	5	1	1	0	1	0	0	0	0	174	34.7	60	12	19	3.8	46.4	53.6
1300	587	13	555	3	9	1	3	0	1	0	1	0	1	179	30.5	68	11.6	21	3.6	46.7	53.6
1400	466	9	448	3	4	0	0	0	0	2	0	0	0	159	34.1	62	13.3	16	3.4	47	54.4
1500	523	7	503	1	4	4	4	0	0	0	0	0	0	167	31.9	59	11.3	19	3.6	47.1	53.3
1600	516	11	482	9	7	0	5	0	1	1	0	0	0	135	26.2	42	8.1	12	2.3	45.3	51.8
1700	484	8	459	5	7	3	0	0	0	1	0	1	0	128	26.4	58	12	23	4.8	45.6	53.3
1800	482	11	439	2	18	3	2	0	0	2	4	1	0	150	31.1	61	12.7	22	4.6	47.1	54
1900	341	4	324	0	11	2	0	0	0	0	0	0	0	118	34.6	51	15	18	5.3	47.8	54.7
2000	249	4	234	3	6	1	0	0	0	1	0	0	0	111	44.6	46	18.5	20	8	49.4	56.2
2100	185	4	176	1	3	1	0	0	0	0	0	0	0	88	47.6	35	18.9	15	8.1	50	56.9
2200	107	3	98	0	2	1	0	0	2	0	1	0	0	55	51.4	37	34.6	13	12.1	51.4	58.7
2300	54	2	46	0	3	1	0	0	1	0	1	0	0	34	63	19	35.2	6	11.1	52.7	58.3
07-19	5177	145	4844	30	91	12	28	0	5	8	9	2	3	1765	34.1	715	13.8	252	4.9	46.8	54.4
06-22	6026	158	5648	34	114	16	28	0	5	9	9	2	3	2137	35.5	881	14.6	328	5.4	47.1	54.7
06-00	6187	163	5792	34	119	18	28	0	8	9	11	2	3	2226	36	937	15.1	347	5.6	47.2	54.7
00-00	6418	167	6010	34	127	18	28	0	8	10	11	2	3	2393	37.3	1057	16.5	410	6.4	47.5	55.4

Site B
Location R131, west of JTC Site 3
Direction Westbound

7352 / Ringsend
April 2017
Automatic Traffic Count

Monday, 03 April 2017

Time	Total	Classification												>PSL	>PSL%	>SL1	>SL1%	>SL2	>SL2%	Mean	Vpp
		1	2	3	4	5	6	7	8	9	10	11	12	50	50	55	55	60	60		85
		MCL	SV	SVT	TB2	TB3	T4	ART3	ART4	ART5	ART6	BD	DRT			+5kph	+5kph	+10kph	+10kph		
0000	28	2	23	0	2	0	0	0	0	1	0	0	0	23	82.1	17	60.7	11	39.3	58.3	69.1
0100	9	0	7	0	0	0	0	1	1	0	0	0	0	7	77.8	7	77.8	3	33.3	56.5	-
0200	8	0	7	0	0	0	0	0	1	0	0	0	0	8	100	7	87.5	7	87.5	65.1	-
0300	6	1	4	0	0	0	0	0	1	0	0	0	0	5	83.3	2	33.3	1	16.7	56.6	-
0400	73	0	66	0	2	1	0	0	1	3	0	0	0	67	91.8	54	74	31	42.5	59.1	65.2
0500	170	1	140	1	5	1	0	0	4	7	11	0	0	134	78.8	94	55.3	45	26.5	56.4	62.6
0600	255	13	211	0	9	5	0	0	3	11	3	0	0	156	61.2	81	31.8	38	14.9	52.1	59.8
0700	795	15	717	5	24	3	3	0	5	6	12	2	3	112	14.1	38	4.8	15	1.9	44	49.7
0800	724	21	655	1	17	7	2	0	6	8	5	2	0	118	16.3	31	4.3	10	1.4	43.4	50
0900	633	17	542	5	39	7	1	0	4	8	10	0	0	158	25	47	7.4	18	2.8	45.9	51.8
1000	517	6	443	1	31	7	1	0	5	9	14	0	0	144	27.9	51	9.9	19	3.7	46.4	52.9
1100	500	4	397	2	45	6	8	0	8	18	12	0	0	115	23	41	8.2	11	2.2	45.1	51.8
1200	536	5	431	2	34	6	5	0	11	26	16	0	0	139	25.9	42	7.8	16	3	45.1	52.2
1300	627	8	534	2	44	6	1	0	6	10	15	1	0	140	22.3	49	7.8	13	2.1	44.3	52.2
1400	551	4	453	1	42	7	3	0	6	19	16	0	0	144	26.1	45	8.2	12	2.2	45.7	52.2
1500	848	8	720	2	50	8	9	0	10	22	15	3	1	115	13.6	38	4.5	11	1.3	42.9	49.3
1600	987	11	882	8	41	15	4	0	4	10	10	0	2	39	4	9	0.9	0	0	27.5	41.8
1700	1057	12	964	10	31	12	9	2	1	7	7	1	1	0	0	0	0	0	0	20.7	27
1800	680	20	612	9	21	5	3	0	0	4	4	1	1	143	21	59	8.7	17	2.5	43.5	52.2
1900	463	7	432	5	14	1	1	0	1	0	2	0	0	139	30	56	12.1	17	3.7	46.2	53.3
2000	269	7	243	2	8	3	2	0	0	4	0	0	0	118	43.9	56	20.8	22	8.2	49.4	57.6
2100	198	4	183	2	3	3	0	0	3	0	0	0	0	98	49.5	54	27.3	16	8.1	50.8	57.2
2200	156	8	138	0	4	1	1	0	1	3	0	0	0	76	48.7	33	21.2	14	9	49.6	57.6
2300	55	3	47	0	4	0	0	0	1	0	0	0	0	34	61.8	19	34.5	9	16.4	52.5	60.5
07-19	8455	131	7350	48	419	89	49	2	66	147	136	10	8	1367	16.2	450	5.3	142	1.7	39.5	50
06-22	9640	162	8419	57	453	101	52	2	73	162	141	10	8	1878	19.5	697	7.2	235	2.4	40.7	51.1
06-00	9851	173	8604	57	461	102	53	2	75	165	141	10	8	1988	20.2	749	7.6	258	2.6	40.9	51.5
00-00	10145	177	8851	58	470	104	53	3	83	176	152	10	8	2232	22	930	9.2	356	3.5	41.4	52.2

Site B
Location R131, west of JTC Site 3
Direction Westbound

7352 / Ringsend
April 2017
Automatic Traffic Count

Tuesday, 04 April 2017

Time	Total	Classification												>PSL	>PSL%	>SL1	>SL1%	>SL2	>SL2%	Mean	Vpp
		1	2	3	4	5	6	7	8	9	10	11	12	50	50	55	55	60	60		85
		MCL	SV	SVT	TB2	TB3	T4	ART3	ART4	ART5	ART6	BD	DRT			+5kph	+5kph	+10kph	+10kph		
0000	19	0	16	0	2	0	0	0	1	0	0	0	0	13	68.4	12	63.2	8	42.1	55.9	64.1
0100	19	0	16	0	0	0	0	0	3	0	0	0	0	16	84.2	10	52.6	8	42.1	57.6	67.7
0200	4	0	2	0	1	0	0	0	1	0	0	0	0	4	100	4	100	4	100	66.7	-
0300	10	1	7	0	0	0	0	0	2	0	0	0	0	10	100	8	80	3	30	60.6	-
0400	75	0	67	0	3	0	0	0	4	1	0	0	0	64	85.3	47	62.7	33	44	59	66.6
0500	147	1	132	0	3	1	1	0	3	3	3	0	0	124	84.4	81	55.1	41	27.9	56.1	62.6
0600	321	10	284	0	9	3	0	0	4	5	6	0	0	171	53.3	75	23.4	31	9.7	50.5	58
0700	754	14	693	4	11	10	2	0	2	4	11	0	3	152	20.2	56	7.4	14	1.9	43.6	50.8
0800	863	22	792	7	11	7	3	0	1	7	12	1	0	67	7.8	27	3.1	6	0.7	36.8	46.4
0900	700	13	621	4	30	10	1	3	1	5	10	2	0	178	25.4	65	9.3	23	3.3	45.6	52.9
1000	601	5	524	5	35	4	1	0	7	6	14	0	0	129	21.5	40	6.7	7	1.2	42.9	51.5
1100	566	4	469	2	41	4	2	0	4	19	20	1	0	124	21.9	43	7.6	17	3	45.1	51.5
1200	626	6	517	8	50	14	3	0	2	12	14	0	0	119	19	38	6.1	13	2.1	42	50.4
1300	618	0	521	1	48	2	4	0	7	18	16	1	0	117	18.9	51	8.3	9	1.5	43.7	50.8
1400	657	6	539	4	46	8	5	1	9	18	20	1	0	131	19.9	50	7.6	14	2.1	44.1	51.5
1500	800	12	689	6	48	5	8	0	6	13	12	0	1	117	14.6	37	4.6	18	2.3	42.4	49.7
1600	1084	11	963	11	51	12	8	0	3	13	10	1	1	51	4.7	14	1.3	3	0.3	32.1	42.8
1700	917	19	821	16	34	9	7	0	2	4	4	0	1	73	8	26	2.8	9	1	38	46.1
1800	705	15	646	8	22	7	1	0	1	2	2	0	1	136	19.3	43	6.1	16	2.3	43.6	51.1
1900	493	16	446	3	18	5	3	0	0	1	1	0	0	184	37.3	74	15	20	4.1	47.5	54.7
2000	296	11	268	3	9	2	1	0	0	1	1	0	0	119	40.2	46	15.5	11	3.7	48.7	55.1
2100	225	3	211	2	5	2	0	0	1	1	0	0	0	94	41.8	34	15.1	12	5.3	49.3	54.7
2200	145	5	131	1	4	1	0	0	0	2	0	1	0	87	60	49	33.8	27	18.6	52.4	60.1
2300	63	4	56	1	1	0	0	0	1	0	0	0	0	43	68.3	27	42.9	14	22.2	54.1	60.8
07-19	8891	127	7795	76	427	92	45	4	45	121	145	7	7	1394	15.7	490	5.5	149	1.7	41	50
06-22	10226	167	9004	84	468	104	49	4	50	129	153	7	7	1962	19.2	719	7	223	2.2	42	51.1
06-00	10434	176	9191	86	473	105	49	4	51	131	153	8	7	2092	20	795	7.6	264	2.5	42.2	51.5
00-00	10708	178	9431	86	482	106	50	4	65	135	156	8	7	2323	21.7	957	8.9	361	3.4	42.6	51.8

Site B
Location R131, west of JTC Site 3
Direction Westbound

7352 / Ringsend
April 2017
Automatic Traffic Count

Wednesday, 05 April 2017

Time	Total	Classification												>PSL	>PSL%	>SL1	>SL1%	>SL2	>SL2%	Mean	Vpp
		1	2	3	4	5	6	7	8	9	10	11	12	50	50	55	55	60	60		85
		MCL	SV	SVT	TB2	TB3	T4	ART3	ART4	ART5	ART6	BD	DRT			+5kph	+5kph	+10kph	+10kph		
0000	18	1	14	0	3	0	0	0	0	0	0	0	0	14	77.8	9	50	6	33.3	55.4	61.2
0100	11	0	10	0	0	0	0	0	1	0	0	0	0	8	72.7	5	45.5	5	45.5	56.9	64.8
0200	1	0	1	0	0	0	0	0	0	0	0	0	0	1	100	1	100	1	100	67.5	-
0300	19	1	14	0	1	0	0	0	1	1	1	0	0	16	84.2	12	63.2	6	31.6	58.8	65.2
0400	76	0	66	0	5	0	0	0	3	2	0	0	0	60	78.9	44	57.9	31	40.8	58.3	67.3
0500	141	2	124	1	2	1	0	0	6	2	3	0	0	115	81.6	93	66	38	27	56.6	62.3
0600	272	10	234	2	11	0	2	0	0	8	5	0	0	144	52.9	80	29.4	40	14.7	50.8	59.4
0700	724	10	664	4	20	6	1	0	3	2	11	0	3	126	17.4	32	4.4	8	1.1	43.6	50.4
0800	792	24	713	5	20	6	7	0	4	5	6	1	1	102	12.9	27	3.4	6	0.8	40.7	49
0900	848	13	752	9	39	12	2	0	3	9	7	2	0	151	17.8	33	3.9	9	1.1	43.6	50.4
1000	568	4	479	3	43	7	6	1	4	9	11	1	0	120	21.1	32	5.6	13	2.3	45.8	51.1
1100	573	8	465	2	42	6	5	0	11	17	13	1	3	140	24.4	46	8	20	3.5	45.4	51.8
1200	643	9	541	3	38	5	5	0	3	17	20	0	2	116	18	34	5.3	10	1.6	43.6	50.4
1300	716	9	621	4	35	5	3	0	10	14	14	1	0	135	18.9	49	6.8	17	2.4	43.8	50.8
1400	695	6	592	5	51	4	4	0	3	14	12	2	2	95	13.7	40	5.8	10	1.4	42.3	49.7
1500	879	10	773	10	49	9	5	1	6	6	9	1	0	107	12.2	32	3.6	12	1.4	42	49
1600	970	9	883	9	33	17	3	0	0	6	6	1	3	31	3.2	6	0.6	2	0.2	26.3	41.8
1700	972	19	888	6	26	10	7	0	1	2	11	2	0	0	0	0	0	0	0	20.5	28.4
1800	888	16	824	10	14	2	12	3	1	1	3	0	2	34	3.8	18	2	6	0.7	22.6	29.5
1900	503	12	467	3	11	5	1	0	0	2	1	0	1	154	30.6	68	13.5	29	5.8	46.8	54.4
2000	309	8	283	2	12	2	0	0	0	2	0	0	0	153	49.5	64	20.7	28	9.1	49.9	57.2
2100	265	7	246	1	7	2	0	0	1	1	0	0	0	121	45.7	44	16.6	15	5.7	49.3	55.1
2200	144	3	138	0	1	0	2	0	0	0	0	0	0	83	57.6	37	25.7	18	12.5	51.6	57.2
2300	74	2	65	0	3	1	0	0	1	2	0	0	0	44	59.5	26	35.1	14	18.9	53.1	60.8
07-19	9268	137	8195	70	410	89	60	5	49	102	123	12	16	1157	12.5	349	3.8	113	1.2	37.1	49
06-22	10617	174	9425	78	451	98	63	5	50	115	129	12	17	1729	16.3	605	5.7	225	2.1	38.6	50.4
06-00	10835	179	9628	78	455	99	65	5	51	117	129	12	17	1856	17.1	668	6.2	257	2.4	38.9	50.4
00-00	11101	183	9857	79	466	100	65	5	62	122	133	12	17	2070	18.6	832	7.5	344	3.1	39.3	51.1

Site B
Location R131, west of JTC Site 3
Direction Westbound

7352 / Ringsend
April 2017
Automatic Traffic Count

Thursday, 06 April 2017

Time	Total	Classification												>PSL	>PSL%	>SL1	>SL1%	>SL2	>SL2%	Mean	Vpp
		1	2	3	4	5	6	7	8	9	10	11	12	50	50	55	55	60	60		85
		MCL	SV	SVT	TB2	TB3	T4	ART3	ART4	ART5	ART6	BD	DRT			+5kph	+5kph	+10kph	+10kph		
0000	25	1	22	0	1	1	0	0	0	0	0	0	0	18	72	16	64	4	16	53.7	59.8
0100	13	0	13	0	0	0	0	0	0	0	0	0	0	11	84.6	7	53.8	3	23.1	55.8	61.9
0200	9	0	8	0	0	0	0	0	1	0	0	0	0	5	55.6	4	44.4	1	11.1	52.1	-
0300	16	1	12	0	0	0	0	0	2	1	0	0	0	14	87.5	10	62.5	8	50	60.1	71.3
0400	83	1	75	0	2	0	0	0	2	2	1	0	0	73	88	57	68.7	37	44.6	58.9	65.2
0500	152	4	130	0	7	1	0	0	0	6	4	0	0	121	79.6	83	54.6	52	34.2	57.1	64.8
0600	274	8	244	1	9	0	1	0	2	5	4	0	0	153	55.8	95	34.7	48	17.5	51.4	61.6
0700	778	19	712	1	17	8	5	0	3	3	10	0	0	137	17.6	55	7.1	18	2.3	44.4	51.1
0800	800	24	737	3	17	5	2	0	2	3	5	2	0	114	14.3	37	4.6	13	1.6	42	49.3
0900	771	10	691	3	30	6	4	0	1	13	12	0	1	114	14.8	42	5.4	10	1.3	43.5	49.7
1000	641	5	550	2	47	8	2	0	6	8	12	1	0	148	23.1	43	6.7	13	2	44.9	51.5
1100	655	3	545	3	51	10	8	1	5	20	9	0	0	138	21.1	52	7.9	17	2.6	45	51.5
1200	664	2	552	2	51	6	9	0	6	20	14	0	2	118	17.8	42	6.3	17	2.6	43.8	50.8
1300	709	5	624	4	35	3	5	1	6	15	9	2	0	134	18.9	43	6.1	10	1.4	43.8	51.1
1400	702	6	599	3	38	4	8	0	8	19	14	2	1	131	18.7	48	6.8	17	2.4	44.5	51.1
1500	942	8	815	8	61	3	9	1	6	17	11	0	3	88	9.3	39	4.1	12	1.3	39.4	47.9
1600	940	16	848	10	32	6	8	0	10	4	4	2	0	25	2.7	13	1.4	6	0.6	23.3	36.4
1700	973	15	876	11	38	7	8	2	5	6	4	1	0	2	0.2	0	0	0	0	22.5	31.3
1800	754	17	693	4	22	4	7	1	2	0	3	1	0	52	6.9	15	2	5	0.7	25.3	43.2
1900	512	17	462	6	23	3	1	0	0	0	0	0	0	167	32.6	67	13.1	24	4.7	47.4	54
2000	300	11	264	2	17	3	2	0	0	1	0	0	0	124	41.3	46	15.3	17	5.7	49	55.1
2100	225	8	204	0	9	1	3	0	0	0	0	0	0	114	50.7	53	23.6	28	12.4	50.7	56.5
2200	168	5	158	0	2	0	1	0	1	1	0	0	0	78	46.4	36	21.4	15	8.9	50.4	57.2
2300	113	4	104	0	4	0	0	0	0	1	0	0	0	59	52.2	33	29.2	13	11.5	50.6	57.6
07-19	9329	130	8242	54	439	70	75	6	60	128	107	11	7	1201	12.9	429	4.6	138	1.5	37.7	49
06-22	10640	174	9416	63	497	77	82	6	62	134	111	11	7	1759	16.5	690	6.5	255	2.4	39.1	50.4
06-00	10921	183	9678	63	503	77	83	6	63	136	111	11	7	1896	17.4	759	6.9	283	2.6	39.4	50.8
00-00	11219	190	9938	63	513	79	83	6	68	145	116	11	7	2138	19.1	936	8.3	388	3.5	39.8	51.5

Site B
Location R131, west of JTC Site 3
Direction Westbound

7352 / Ringsend
April 2017
Automatic Traffic Count

Friday, 07 April 2017

Time	Total	Classification												>PSL	>PSL%	>SL1	>SL1%	>SL2	>SL2%	Mean	Vpp
		1	2	3	4	5	6	7	8	9	10	11	12	50	50	55	55	60	60		85
		MCL	SV	SVT	TB2	TB3	T4	ART3	ART4	ART5	ART6	BD	DRT			+5kph	+5kph	+10kph	+10kph		
0000	43	1	37	0	3	2	0	0	0	0	0	0	0	32	74.4	21	48.8	11	25.6	55.5	61.6
0100	22	0	20	0	1	0	0	0	1	0	0	0	0	15	68.2	9	40.9	6	27.3	53.8	63.7
0200	8	1	5	0	0	0	0	0	2	0	0	0	0	5	62.5	2	25	2	25	48.5	-
0300	18	1	13	0	2	0	0	0	1	1	0	0	0	15	83.3	11	61.1	8	44.4	58.9	63.7
0400	72	1	60	0	3	0	1	0	4	2	1	0	0	62	86.1	38	52.8	27	37.5	58	66.2
0500	140	3	116	0	5	2	2	0	2	6	4	0	0	101	72.1	65	46.4	38	27.1	54.5	62.3
0600	284	10	242	2	9	3	2	0	2	7	7	0	0	180	63.4	106	37.3	37	13	52.5	59
0700	668	14	609	2	28	2	1	0	3	4	3	1	1	116	17.4	26	3.9	6	0.9	43	50.4
0800	655	26	583	2	20	6	4	0	3	2	7	1	1	123	18.8	47	7.2	28	4.3	44.1	50.8
0900	656	8	574	3	32	4	4	0	4	14	11	1	1	165	25.2	56	8.5	16	2.4	45.7	52.6
1000	577	7	474	2	53	5	2	0	6	16	12	0	0	130	22.5	49	8.5	18	3.1	46.2	51.5
1100	609	4	499	1	59	4	3	0	4	20	12	1	2	178	29.2	54	8.9	19	3.1	46.2	52.6
1200	688	7	591	3	48	1	8	1	7	14	8	0	0	101	14.7	41	6	18	2.6	35.9	49.7
1300	876	9	756	3	63	5	6	4	7	9	12	1	1	128	14.6	62	7.1	9	1	33.1	49.7
1400	829	13	698	9	59	5	5	0	16	14	9	0	1	209	25.2	75	9	28	3.4	41.2	52.9
1500	877	12	746	7	61	9	13	2	3	7	14	1	2	86	9.8	30	3.4	9	1	30.1	46.4
1600	940	11	849	10	29	10	13	3	3	6	4	2	0	1	0.1	1	0.1	1	0.1	20.9	31
1700	883	18	797	9	33	5	8	0	3	6	3	1	0	93	10.5	39	4.4	10	1.1	34.9	47.5
1800	660	16	598	10	20	5	6	0	1	0	4	0	0	116	17.6	30	4.5	5	0.8	43.4	50.4
1900	577	6	544	3	18	3	0	1	0	1	1	0	0	169	29.3	73	12.7	22	3.8	46.4	53.6
2000	292	10	266	3	8	2	1	1	0	1	0	0	0	120	41.1	48	16.4	17	5.8	48.7	55.4
2100	207	3	191	1	10	1	0	0	0	0	1	0	0	71	34.3	34	16.4	17	8.2	47.7	55.1
2200	161	5	150	1	3	0	0	0	1	0	1	0	0	100	62.1	57	35.4	24	14.9	52.4	59.8
2300	106	2	99	0	2	0	0	0	1	1	1	0	0	74	69.8	43	40.6	25	23.6	54.3	61.2
07-19	8918	145	7774	61	505	61	73	10	60	112	99	9	9	1446	16.2	510	5.7	167	1.9	37.7	50
06-22	10278	174	9017	70	550	70	76	12	62	121	108	9	9	1986	19.3	771	7.5	260	2.5	39.1	51.1
06-00	10545	181	9266	71	555	70	76	12	64	122	110	9	9	2160	20.5	871	8.3	309	2.9	39.4	51.5
00-00	10848	188	9517	71	569	74	79	12	74	131	115	9	9	2390	22	1017	9.4	401	3.7	39.9	52.2

Site B
Location R131, west of JTC Site 3
Direction Westbound
Virtual Day (7)

7352 / Ringsend
April 2017
Automatic Traffic Count

Time	Total	Classification												>PSL	>PSL%	>SL1	>SL1%	>SL2	>SL2%	Mean	Vpp
		1	2	3	4	5	6	7	8	9	10	11	12	50	50	55	55	60	60		85
		MCL	SV	SVT	TB2	TB3	T4	ART3	ART4	ART5	ART6	BD	DRT			+5kph	+5kph	+10kph	+10kph		
0000	43	1	39	0	3	1	0	0	0	0	0	0	0	29	66.7	19	44.2	10	23.1	53.7	62.3
0100	24	0	22	0	1	0	0	0	1	0	0	0	0	18	72.4	11	44.1	6	22.9	53.8	62.6
0200	9	0	8	0	0	0	0	0	1	0	0	0	0	6	66.7	5	55	3	38.3	56.4	-
0300	15	1	11	0	1	0	0	0	1	1	0	0	0	12	82.4	9	63.7	5	35.3	58.3	67.7
0400	67	0	60	0	2	0	0	0	2	2	0	0	0	56	83.5	41	60.8	26	39.2	58.2	66.2
0500	124	2	107	0	4	1	1	0	2	4	4	0	0	99	80.2	70	56.3	37	29.5	56.4	63.4
0600	224	8	193	1	8	2	1	0	2	6	4	0	0	130	58	72	32	34	15.2	51.7	60.1
0700	578	12	527	3	17	4	2	0	2	3	7	0	1	126	21.7	53	9.2	20	3.5	44.7	51.5
0800	634	19	571	3	17	5	3	0	3	5	6	1	0	115	18.1	44	6.9	17	2.7	42.3	50.8
0900	629	12	555	5	28	6	3	0	2	8	8	1	0	148	23.5	53	8.4	19	3.1	45.2	52.2
1000	556	8	481	2	34	5	3	0	4	8	10	0	0	142	25.6	48	8.7	15	2.8	45.4	52.2
1100	559	8	470	2	39	5	5	0	5	14	10	0	1	145	26	51	9.1	16	2.9	45.5	52.6
1200	596	7	511	3	37	5	5	0	5	13	10	0	1	135	22.6	47	7.8	16	2.6	43	51.8
1300	676	7	597	3	36	3	4	1	5	9	10	1	0	129	19.1	48	7.1	12	1.8	42.1	51.1
1400	622	7	538	4	36	4	4	0	6	12	10	1	1	133	21.4	47	7.6	14	2.3	43.5	51.8
1500	778	9	685	5	42	5	7	1	5	9	9	1	1	118	15.1	39	5	13	1.7	40.7	49.7
1600	849	10	770	8	30	9	6	0	3	6	5	1	1	59	7	18	2.1	5	0.6	29.6	45
1700	884	14	808	10	27	8	7	1	2	4	4	1	0	51	5.8	20	2.3	7	0.8	29.4	43.6
1800	683	14	627	6	19	4	5	1	1	1	3	0	1	108	15.8	39	5.6	13	2	36.3	50
1900	466	9	433	3	15	3	1	0	0	1	1	0	0	152	32.6	62	13.3	20	4.4	47.1	54.4
2000	282	8	258	2	10	2	1	0	0	1	0	0	0	119	42.2	51	17.9	20	6.9	49.1	55.8
2100	203	5	188	1	6	1	0	0	1	1	0	0	0	92	45.5	39	19.1	16	7.7	49.6	56.2
2200	144	5	133	0	3	0	1	0	1	1	0	0	0	75	52.3	40	27.6	17	11.9	51	58.3
2300	83	2	75	0	3	0	0	0	1	1	0	0	0	48	58.7	27	32.4	13	16.3	52.2	60.5
07-19	8043	127	7141	54	360	62	52	4	43	92	92	8	7	1409	17.5	506	6.3	169	2.1	39.8	50.8
06-22	9219	157	8213	62	399	70	55	4	46	101	97	8	7	1902	20.6	730	7.9	258	2.8	41	51.5
06-00	9445	164	8422	62	404	71	56	4	48	102	97	8	7	2026	21.4	796	8.4	289	3.1	41.2	51.8
00-00	9727	168	8668	62	414	72	57	4	55	109	101	8	7	2246	23.1	951	9.8	376	3.9	41.7	52.6

Site B
Location R131, west of JTC Site 3
Direction Westbound

7352 / Ringsend
April 2017
Automatic Traffic Count

Virtual Week (1)

Time	Total	Classification												>PSL	>PSL%	>SL1	>SL1%	>SL2	>SL2%	Mean	Vpp
		1	2	3	4	5	6	7	8	9	10	11	12	50	50	55	55	60	60		85
		MCL	SV	SVT	TB2	TB3	T4	ART3	ART4	ART5	ART6	BD	DRT			+5kph	+5kph	+10kph	+10kph		
Mon	10145	177	8851	58	470	104	53	3	83	176	152	10	8	2232	22	930	9.2	356	3.5	41.4	52.2
Tue	10708	178	9431	86	482	106	50	4	65	135	156	8	7	2323	21.7	957	8.9	361	3.4	42.6	51.8
Wed	11101	183	9857	79	466	100	65	5	62	122	133	12	17	2070	18.6	832	7.5	344	3.1	39.3	51.1
Thu	11219	190	9938	63	513	79	83	6	68	145	116	11	7	2138	19.1	936	8.3	388	3.5	39.8	51.5
Fri	10848	188	9517	71	569	74	79	12	74	131	115	9	9	2390	22	1017	9.4	401	3.7	39.9	52.2
| Sat	7653	95	7075	46	273	25	40	0	28	41	26	3	1	2173	28.4	926	12.1	370	4.8	44.4	53.6
| Sun	6418	167	6010	34	127	18	28	0	8	10	11	2	3	2393	37.3	1057	16.5	410	6.4	47.5	55.4
5 Day Ave.	10804	183	9519	71	500	93	66	6	70	142	134	10	10	2231	20.6	934	8.6	370	3.4	40.6	51.8
7 Day Ave.	9727	168	8668	62	414	72	57	4	55	109	101	8	7	2246	23.1	951	9.8	376	3.9	41.7	52.6
--	68092	1178	60679	437	2900	506	398	30	388	760	709	55	52	15719	23.1	6655	9.8	2630	3.9	41.7	52.6

Summary Graphs

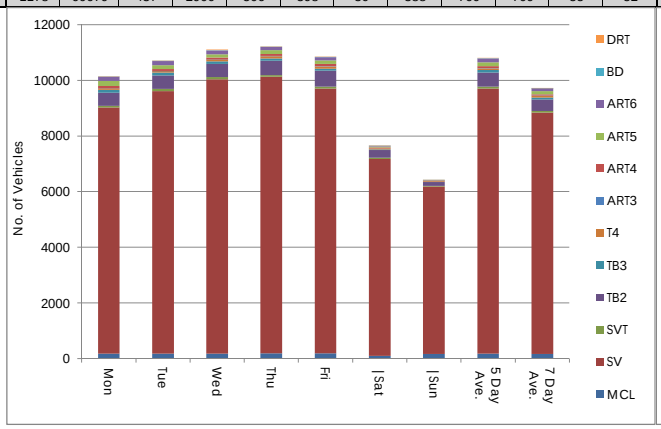

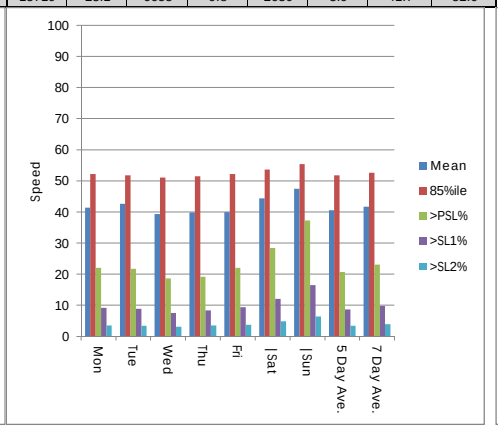

Site B
Location R131, west of JTC Site 3
Direction Westbound

7352 / Ringsend
April 2017
Automatic Traffic Count

Saturday, 01 April 2017

Time	Total	Speed Bins (km/h)																											
		0 - 5	5 - 10	10 - 15	15 - 20	20 - 25	25 - 30	30 - 35	35 - 40	40 - 45	45 - 50	50 - 55	55 - 60	60 - 65	65 - 70	70 - 75	75 - 80	80 - 85	85 - 90	90 - 95	95 - 100	100 - 105	105 - 110	110 - 115	115 - 120	120 - 125	125 - 130	130 - 135	135 - 140
0000	99	0	0	0	0	0	0	1	13	12	17	28	16	4	5	3	0	0	0	0	0	0	0	0	0	0	0	0	0
0100	51	0	0	0	0	0	0	0	5	3	6	15	12	9	1	0	0	0	0	0	0	0	0	0	0	0	0	0	0
0200	16	0	0	0	0	0	0	0	0	0	8	0	4	1	3	0	0	0	0	0	0	0	0	0	0	0	0	0	0
0300	19	0	0	0	0	0	0	1	0	3	2	1	6	4	1	0	1	0	0	0	0	0	0	0	0	0	0	0	0
0400	54	0	0	0	0	0	0	1	0	1	14	14	12	5	5	1	1	0	0	0	0	0	0	0	0	0	0	0	0
0500	70	0	0	0	0	1	0	1	2	1	6	20	16	10	6	4	2	1	0	0	0	0	0	0	0	0	0	0	0
0600	88	0	0	0	0	1	1	0	3	9	23	20	10	14	4	1	1	1	0	0	0	0	0	0	0	0	0	0	0
0700	195	0	0	0	0	0	1	1	7	11	29	38	55	27	20	2	2	1	0	1	0	0	0	0	0	0	0	0	0
0800	439	0	0	0	0	2	0	16	46	85	122	94	45	17	10	2	0	0	0	0	0	0	0	0	0	0	0	0	0
0900	426	0	0	0	0	3	10	20	29	115	108	75	38	19	6	3	0	0	0	0	0	0	0	0	0	0	0	0	0
1000	523	0	0	1	0	6	2	7	62	132	153	102	38	12	4	3	0	1	0	0	0	0	0	0	0	0	0	0	0
1100	523	0	0	0	2	8	10	19	70	111	159	86	43	9	5	1	0	0	0	0	0	0	0	0	0	0	0	0	0
1200	513	0	0	1	1	1	4	22	76	117	114	107	54	12	3	1	0	0	0	0	0	0	0	0	0	0	0	0	0
1300	596	2	0	0	1	8	20	54	121	156	164	55	10	2	1	1	0	0	1	0	0	0	0	0	0	0	0	0	0
1400	455	1	1	0	1	9	16	72	118	118	58	51	8	2	0	0	0	0	0	0	0	0	0	0	0	0	0	0	0
1500	579	0	0	0	0	1	15	22	68	144	186	104	28	7	2	1	0	1	0	0	0	0	0	0	0	0	0	0	0
1600	507	0	0	0	1	0	4	34	59	117	159	93	31	7	2	0	0	0	0	0	0	0	0	0	0	0	0	0	0
1700	900	0	8	71	42	81	139	129	154	120	93	43	12	5	3	0	0	0	0	0	0	0	0	0	0	0	0	0	0
1800	610	0	12	64	43	42	20	47	56	102	100	80	21	15	5	1	0	0	2	0	0	0	0	0	0	0	0	0	0
1900	371	0	0	0	1	0	0	7	35	82	115	86	32	10	3	0	0	0	0	0	0	0	0	0	0	0	0	0	0
2000	260	0	0	0	0	0	1	5	26	49	90	41	26	16	5	1	0	0	0	0	0	0	0	0	0	0	0	0	0
2100	118	0	0	0	0	0	0	0	6	16	35	43	12	5	1	0	0	0	0	0	0	0	0	0	0	0	0	0	0
2200	128	0	0	0	0	0	0	2	7	33	37	20	20	4	2	3	0	0	0	0	0	0	0	0	0	0	0	0	0
2300	113	0	0	0	0	0	0	0	7	22	33	31	7	7	3	3	0	0	0	0	0	0	0	0	0	0	0	0	0
07-19	6266	3	21	137	91	161	241	443	866	1328	1445	928	383	134	61	15	2	3	3	1	0	0	0	0	0	0	0	0	0
06-22	7103	3	21	137	92	162	243	455	936	1484	1708	1118	463	179	74	17	3	4	3	1	0	0	0	0	0	0	0	0	0
06-00	7344	3	21	137	92	162	243	457	950	1539	1778	1169	490	190	79	23	3	4	3	1	0	0	0	0	0	0	0	0	0
00-00	7653	3	21	137	92	163	243	461	970	1559	1831	1247	556	223	100	31	7	5	3	1	0	0	0	0	0	0	0	0	0

Site B
Location R131, west of JTC Site 3
Direction Westbound

7352 / Ringsend
April 2017
Automatic Traffic Count

Sunday, 02 April 2017

Time	Total	Speed Bins (km/h)																											
		0 - 5	5 - 10	10 - 15	15 - 20	20 - 25	25 - 30	30 - 35	35 - 40	40 - 45	45 - 50	50 - 55	55 - 60	60 - 65	65 - 70	70 - 75	75 - 80	80 - 85	85 - 90	90 - 95	95 - 100	100 - 105	105 - 110	110 - 115	115 - 120	120 - 125	125 - 130	130 - 135	135 - 140
0000	71	0	0	0	0	1	1	0	0	8	15	15	13	9	5	2	1	1	0	0	0	0	0	0	0	0	0	0	0
0100	45	0	0	0	0	0	1	0	3	2	10	14	11	2	2	0	0	0	0	0	0	0	0	0	0	0	0	0	0
0200	14	0	0	0	0	0	0	0	0	0	5	2	3	1	1	2	0	0	0	0	0	0	0	0	0	0	0	0	0
0300	14	0	0	0	0	0	0	0	0	2	1	1	6	1	2	0	1	0	0	0	0	0	0	0	0	0	0	0	0
0400	39	0	0	0	0	0	0	0	0	0	9	7	9	9	3	2	0	0	0	0	0	0	0	0	0	0	0	0	0
0500	48	0	0	0	0	1	0	0	0	0	5	8	15	10	5	3	0	0	0	0	1	0	0	0	0	0	0	0	0
0600	74	0	0	0	1	0	0	0	1	4	13	21	11	14	6	2	1	0	0	0	0	0	0	0	0	0	0	0	0
0700	135	0	0	0	0	1	1	0	1	10	31	35	27	17	9	2	1	0	0	0	0	0	0	0	0	0	0	0	0
0800	163	0	0	0	0	4	2	3	2	15	24	51	34	18	7	2	0	1	0	0	0	0	0	0	0	0	0	0	0
0900	367	0	0	0	0	8	13	16	24	55	123	68	29	26	3	1	1	0	0	0	0	0	0	0	0	0	0	0	0
1000	468	0	0	0	2	14	23	24	57	81	102	100	47	11	5	1	1	0	0	0	0	0	0	0	0	0	0	0	0
1100	485	0	0	0	0	7	27	20	55	95	105	114	48	11	2	1	0	0	0	0	0	0	0	0	0	0	0	0	0
1200	501	0	0	0	1	2	17	14	65	106	122	114	41	14	3	2	0	0	0	0	0	0	0	0	0	0	0	0	0
1300	587	0	0	0	0	3	7	15	63	170	150	111	47	14	5	1	0	1	0	0	0	0	0	0	0	0	0	0	0
1400	466	0	0	0	0	2	4	23	53	92	133	97	46	10	5	1	0	0	0	0	0	0	0	0	0	0	0	0	0
1500	523	0	0	0	2	1	1	21	46	127	158	108	40	13	4	1	1	0	0	0	0	0	0	0	0	0	0	0	0
1600	516	0	0	0	0	5	9	26	85	117	139	93	30	8	4	0	0	0	0	0	0	0	0	0	0	0	0	0	0
1700	484	0	0	0	0	2	4	31	85	109	125	70	35	16	3	4	0	0	0	0	0	0	0	0	0	0	0	0	0
1800	482	0	0	1	0	1	6	11	57	122	134	89	39	13	4	0	0	0	0	1	4	0	0	0	0	0	0	0	0
1900	341	0	0	0	0	0	0	7	30	98	88	67	33	13	2	1	1	0	0	0	0	1	0	0	0	0	0	0	0
2000	249	0	0	0	0	3	1	9	13	26	86	65	26	11	7	1	0	0	0	0	1	0	0	0	0	0	0	0	0
2100	185	0	0	0	1	0	0	0	10	26	60	53	20	10	3	1	0	1	0	0	0	0	0	0	0	0	0	0	0
2200	107	0	0	0	0	0	0	0	5	21	26	18	24	7	5	1	0	0	0	0	0	0	0	0	0	0	0	0	0
2300	54	0	0	0	0	0	1	0	1	3	15	15	13	3	1	2	0	0	0	0	0	0	0	0	0	0	0	0	0
07-19	5177	0	0	1	5	50	114	204	593	1099	1346	1050	463	171	54	16	4	2	0	1	4	0	0	0	0	0	0	0	0
06-22	6026	0	0	1	7	53	115	220	647	1253	1593	1256	553	219	72	21	6	3	0	1	5	1	0	0	0	0	0	0	0
06-00	6187	0	0	1	7	53	116	220	653	1277	1634	1289	590	229	78	24	6	3	0	1	5	1	0	0	0	0	0	0	0
00-00	6418	0	0	1	7	55	118	220	656	1289	1679	1336	647	261	96	33	8	4	0	1	6	1	0	0	0	0	0	0	0

Site B
Location R131, west of JTC Site 3
Direction Westbound

7352 / Ringsend
April 2017
Automatic Traffic Count

Monday, 03 April 2017

Time	Total	Speed Bins (km/h)																												
		0 - 5	5 - 10	10 - 15	15 - 20	20 - 25	25 - 30	30 - 35	35 - 40	40 - 45	45 - 50	50 - 55	55 - 60	60 - 65	65 - 70	70 - 75	75 - 80	80 - 85	85 - 90	90 - 95	95 - 100	100 - 105	105 - 110	110 - 115	115 - 120	120 - 125	125 - 130	130 - 135	135 - 140
0000	28	0	0	0	0	0	0	0	0	1	4	6	6	6	2	1	1	0	0	1	0	0	0	0	0	0	0	0	0
0100	9	0	0	0	0	0	0	0	0	0	2	0	4	2	1	0	0	0	0	0	0	0	0	0	0	0	0	0	0
0200	8	0	0	0	0	0	0	0	0	0	0	1	0	4	2	1	0	0	0	0	0	0	0	0	0	0	0	0	0
0300	6	0	0	0	0	0	0	0	0	1	0	3	1	0	0	0	1	0	0	0	0	0	0	0	0	0	0	0	0
0400	73	0	0	0	0	0	0	0	1	1	4	13	23	18	7	6	0	0	0	0	0	0	0	0	0	0	0	0	0
0500	170	0	0	0	0	0	0	0	0	7	29	40	49	25	11	5	3	0	0	1	0	0	0	0	0	0	0	0	0
0600	255	0	0	0	1	1	2	2	16	22	55	75	43	22	7	5	2	0	1	0	0	0	1	0	0	0	0	0	0
0700	795	0	0	0	0	1	18	50	131	237	246	74	23	8	6	0	0	1	0	0	0	0	0	0	0	0	0	0	0
0800	724	2	0	0	0	8	34	49	103	221	189	87	21	4	1	5	0	0	0	0	0	0	0	0	0	0	0	0	0
0900	633	0	0	0	0	2	6	14	89	173	191	111	29	15	3	0	0	0	0	0	0	0	0	0	0	0	0	0	0
1000	517	0	0	0	0	0	5	26	54	126	162	93	32	16	3	0	0	0	0	0	0	0	0	0	0	0	0	0	0
1100	500	0	0	0	0	0	18	26	53	149	139	74	30	9	1	1	0	0	0	0	0	0	0	0	0	0	0	0	0
1200	536	1	0	0	0	1	14	36	85	120	140	97	26	13	1	0	0	0	0	0	0	0	2	0	0	0	0	0	0
1300	627	0	0	0	0	2	10	63	107	168	137	91	36	11	0	2	0	0	0	0	0	0	0	0	0	0	0	0	0
1400	551	0	0	0	0	0	3	42	73	127	162	99	33	9	2	1	0	0	0	0	0	0	0	0	0	0	0	0	0
1500	848	0	0	0	0	4	29	93	157	215	235	77	27	10	1	0	0	0	0	0	0	0	0	0	0	0	0	0	0
1600	987	0	50	112	152	172	141	56	113	89	63	30	9	0	0	0	0	0	0	0	0	0	0	0	0	0	0	0	0
1700	1057	0	40	124	373	277	143	79	15	5	1	0	0	0	0	0	0	0	0	0	0	0	0	0	0	0	0	0	0
1800	680	2	0	0	1	2	28	71	126	164	143	84	42	9	7	0	1	0	0	0	0	0	0	0	0	0	0	0	0
1900	463	0	0	0	1	0	2	19	78	109	115	83	39	11	4	1	0	1	0	0	0	0	0	0	0	0	0	0	0
2000	269	0	0	0	0	1	0	6	12	59	73	62	34	18	3	0	0	1	0	0	0	0	0	0	0	0	0	0	0
2100	198	0	0	0	0	1	1	0	8	27	63	44	38	8	5	0	2	1	0	0	0	0	0	0	0	0	0	0	0
2200	156	0	0	0	0	0	1	5	12	32	30	43	19	6	5	1	2	0	0	0	0	0	0	0	0	0	0	0	0
2300	55	0	0	0	0	0	0	0	2	8	11	15	10	7	0	2	0	0	0	0	0	0	0	0	0	0	0	0	0
07-19	8455	5	90	236	526	469	449	605	1106	1794	1808	917	308	104	25	9	1	1	0	0	0	0	2	0	0	0	0	0	0
06-22	9640	5	90	236	528	472	454	632	1220	2011	2114	1181	462	163	44	15	5	4	1	0	0	0	3	0	0	0	0	0	0
06-00	9851	5	90	236	528	472	455	637	1234	2051	2155	1239	491	176	49	18	7	4	1	0	0	0	3	0	0	0	0	0	0
00-00	10145	5	90	236	528	472	455	637	1235	2061	2194	1302	574	231	72	31	12	4	1	2	0	0	3	0	0	0	0	0	0

Site B
Location R131, west of JTC Site 3
Direction Westbound

7352 / Ringsend
April 2017
Automatic Traffic Count

Tuesday, 04 April 2017

Time	Total	Speed Bins (km/h)																												
		0 - 5	5 - 10	10 - 15	15 - 20	20 - 25	25 - 30	30 - 35	35 - 40	40 - 45	45 - 50	50 - 55	55 - 60	60 - 65	65 - 70	70 - 75	75 - 80	80 - 85	85 - 90	90 - 95	95 - 100	100 - 105	105 - 110	110 - 115	115 - 120	120 - 125	125 - 130	130 - 135	135 - 140
0000	19	0	0	0	0	0	0	1	1	0	4	1	4	5	1	1	1	0	0	0	0	0	0	0	0	0	0	0	0	0
0100	19	0	0	0	0	0	0	0	0	3	0	6	2	3	4	0	1	0	0	0	0	0	0	0	0	0	0	0	0	0
0200	4	0	0	0	0	0	0	0	0	0	0	0	0	2	1	0	1	0	0	0	0	0	0	0	0	0	0	0	0	0
0300	10	0	0	0	0	0	0	0	0	0	0	2	5	0	1	2	0	0	0	0	0	0	0	0	0	0	0	0	0	0
0400	75	0	0	0	0	0	0	0	0	4	7	17	14	15	10	4	2	1	0	0	1	0	0	0	0	0	0	0	0	0
0500	147	0	0	0	0	0	0	0	0	6	17	43	40	27	12	2	0	0	0	0	0	0	0	0	0	0	0	0	0	0
0600	321	0	0	0	1	1	1	7	6	59	75	96	44	20	6	5	0	0	0	0	0	0	0	0	0	0	0	0	0	0
0700	754	0	2	0	1	5	24	92	109	178	191	96	42	9	3	2	0	0	0	0	0	0	0	0	0	0	0	0	0	0
0800	863	0	9	21	31	48	112	132	126	194	123	40	21	3	2	1	0	0	0	0	0	0	0	0	0	0	0	0	0	0
0900	700	0	0	0	2	0	11	58	68	169	214	113	42	15	6	2	0	0	0	0	0	0	0	0	0	0	0	0	0	0
1000	601	1	0	9	4	22	39	33	51	156	157	89	33	4	3	0	0	0	0	0	0	0	0	0	0	0	0	0	0	0
1100	566	0	0	0	1	7	18	25	58	147	186	81	26	13	3	1	0	0	0	0	0	0	0	0	0	0	0	0	0	0
1200	626	0	0	3	29	17	29	60	63	152	154	81	25	11	2	0	0	0	0	0	0	0	0	0	0	0	0	0	0	0
1300	618	0	0	0	0	0	11	58	147	137	148	66	42	6	1	2	0	0	0	0	0	0	0	0	0	0	0	0	0	0
1400	657	0	0	0	1	9	16	62	105	150	183	81	36	10	2	0	1	0	0	0	0	0	0	1	0	0	0	0	0	0
1500	800	0	0	0	1	7	45	97	157	195	181	80	19	10	4	2	0	0	1	0	0	0	0	0	0	1	0	0	0	0
1600	1084	0	1	39	114	164	140	190	193	118	74	37	11	3	0	0	0	0	0	0	0	0	0	0	0	0	0	0	0	0
1700	917	0	0	9	30	45	82	130	238	206	104	47	17	4	3	0	1	0	1	0	0	0	0	0	0	0	0	0	0	0
1800	705	0	0	0	1	6	20	69	127	192	154	93	27	11	2	3	0	0	0	0	0	0	0	0	0	0	0	0	0	0
1900	493	0	0	0	2	1	8	9	54	90	145	110	54	16	1	1	2	0	0	0	0	0	0	0	0	0	0	0	0	0
2000	296	0	0	0	2	3	3	3	14	66	86	73	35	3	1	0	3	0	0	3	0	1	0	0	0	0	0	0	0	0
2100	225	0	0	0	0	0	0	0	12	47	72	60	22	8	2	0	1	1	0	0	0	0	0	0	0	0	0	0	0	0
2200	145	0	0	0	1	1	0	0	6	13	37	38	22	18	3	4	1	0	1	0	0	0	0	0	0	0	0	0	0	0
2300	63	0	0	0	0	0	0	0	1	8	11	16	13	10	2	1	0	0	1	0	0	0	0	0	0	0	0	0	0	0
07-19	8891	1	12	81	215	330	547	1006	1442	1994	1869	904	341	99	31	13	2	0	2	0	0	0	0	1	0	1	0	0	0
06-22	10226	1	12	81	220	335	559	1025	1528	2256	2247	1243	496	146	41	19	8	1	2	3	0	1	0	1	0	1	0	0	0
06-00	10434	1	12	81	221	336	559	1025	1535	2277	2295	1297	531	174	46	24	9	1	4	3	0	1	0	1	0	1	0	0	0
00-00	10708	1	12	81	221	336	559	1026	1536	2290	2323	1366	596	226	75	33	14	2	4	3	1	1	0	1	0	1	0	0	0

Site B
Location R131, west of JTC Site 3
Direction Westbound

7352 / Ringsend
April 2017
Automatic Traffic Count

Wednesday, 05 April 2017

Time	Total	Speed Bins (km/h)																												
		0 - 5	5 - 10	10 - 15	15 - 20	20 - 25	25 - 30	30 - 35	35 - 40	40 - 45	45 - 50	50 - 55	55 - 60	60 - 65	65 - 70	70 - 75	75 - 80	80 - 85	85 - 90	90 - 95	95 - 100	100 - 105	105 - 110	110 - 115	115 - 120	120 - 125	125 - 130	130 - 135	135 - 140
0000	18	0	0	0	0	0	0	0	0	1	3	5	3	6	0	0	0	0	0	0	0	0	0	0	0	0	0	0	0	0
0100	11	0	0	0	0	0	0	0	0	1	2	3	0	2	1	2	0	0	0	0	0	0	0	0	0	0	0	0	0	0
0200	1	0	0	0	0	0	0	0	0	0	0	0	0	0	1	0	0	0	0	0	0	0	0	0	0	0	0	0	0	0
0300	19	0	0	0	0	0	0	0	0	2	1	4	6	2	3	0	0	0	0	1	0	0	0	0	0	0	0	0	0	0
0400	76	0	0	0	0	0	0	0	0	2	14	16	13	15	9	3	3	1	0	0	0	0	0	0	0	0	0	0	0	0
0500	141	0	0	0	0	1	0	1	0	3	21	22	55	25	6	4	2	0	1	0	0	0	0	0	0	0	0	0	0	0
0600	272	0	0	0	1	2	5	4	7	39	70	64	40	26	8	4	2	0	0	0	0	0	0	0	0	0	0	0	0	0
0700	724	0	0	0	0	4	17	69	143	158	207	94	24	6	2	0	0	0	0	0	0	0	0	0	0	0	0	0	0	0
0800	792	0	0	0	6	40	67	81	118	235	143	75	21	4	0	0	0	1	1	0	0	0	0	0	0	0	0	0	0	0
0900	848	0	0	0	1	12	12	60	147	262	203	118	24	6	2	1	0	0	0	0	0	0	0	0	0	0	0	0	0	0
1000	568	0	0	0	0	0	0	22	65	166	195	88	19	9	4	0	0	0	0	0	0	0	0	0	0	0	0	0	0	0
1100	573	1	0	0	0	7	4	17	112	121	171	94	26	15	4	1	0	0	0	0	0	0	0	0	0	0	0	0	0	0
1200	643	0	0	0	0	3	7	57	117	184	159	82	24	9	1	0	0	0	0	0	0	0	0	0	0	0	0	0	0	0
1300	716	1	0	0	1	7	7	36	172	195	162	86	32	10	5	2	0	0	0	0	0	0	0	0	0	0	0	0	0	0
1400	695	0	0	0	8	20	21	63	122	217	149	55	30	5	4	1	0	0	0	0	0	0	0	0	0	0	0	0	0	0
1500	879	0	1	0	4	13	43	88	178	258	187	75	20	8	4	0	0	0	0	0	0	0	0	0	0	0	0	0	0	0
1600	970	1	27	161	160	206	105	42	87	73	77	25	4	2	0	0	0	0	0	0	0	0	0	0	0	0	0	0	0	0
1700	972	4	75	185	196	199	209	81	23	0	0	0	0	0	0	0	0	0	0	0	0	0	0	0	0	0	0	0	0	0
1800	888	0	25	134	296	205	97	20	19	24	34	16	12	2	3	1	0	0	0	0	0	0	0	0	0	0	0	0	0	0
1900	503	0	0	0	0	6	7	15	45	140	136	86	39	23	6	0	0	0	0	0	0	0	0	0	0	0	0	0	0	0
2000	309	0	0	0	2	1	3	2	13	48	87	89	36	20	5	2	1	0	0	0	0	0	0	0	0	0	0	0	0	0
2100	265	0	0	0	0	0	0	2	17	43	82	77	29	9	5	1	0	0	0	0	0	0	0	0	0	0	0	0	0	0
2200	144	0	0	0	0	0	0	0	2	27	32	46	19	9	3	5	1	0	0	0	0	0	0	0	0	0	0	0	0	0
2300	74	0	0	0	0	0	0	1	1	8	20	18	12	7	4	2	0	0	0	0	1	0	0	0	0	0	0	0	0	0
07-19	9268	7	128	480	672	716	589	636	1303	1893	1687	808	236	76	29	6	0	1	1	0	0	0	0	0	0	0	0	0	0	0
06-22	10617	7	128	480	675	725	604	659	1385	2163	2062	1124	380	154	53	13	3	1	1	0	0	0	0	0	0	0	0	0	0	0
06-00	10835	7	128	480	675	725	604	660	1388	2198	2114	1188	411	170	60	20	4	1	1	0	1	0	0	0	0	0	0	0	0	0
00-00	11101	7	128	480	675	726	604	661	1388	2207	2155	1238	488	220	80	29	9	2	2	1	1	0	0	0	0	0	0	0	0	0

Site B
Location R131, west of JTC Site 3
Direction Westbound

7352 / Ringsend
April 2017
Automatic Traffic Count

Thursday, 06 April 2017

Time	Total	Speed Bins (km/h)																											
		0 - 5	5 - 10	10 - 15	15 - 20	20 - 25	25 - 30	30 - 35	35 - 40	40 - 45	45 - 50	50 - 55	55 - 60	60 - 65	65 - 70	70 - 75	75 - 80	80 - 85	85 - 90	90 - 95	95 - 100	100 - 105	105 - 110	110 - 115	115 - 120	120 - 125	125 - 130	130 - 135	135 - 140
0000	25	0	0	0	0	1	0	0	0	3	3	2	12	4	0	0	0	0	0	0	0	0	0	0	0	0	0	0	0
0100	13	0	0	0	0	0	0	0	0	0	2	4	4	2	1	0	0	0	0	0	0	0	0	0	0	0	0	0	0
0200	9	0	0	0	0	0	0	0	0	2	2	1	3	1	0	0	0	0	0	0	0	0	0	0	0	0	0	0	0
0300	16	0	0	0	0	0	0	0	0	1	1	4	2	3	2	2	0	1	0	0	0	0	0	0	0	0	0	0	0
0400	83	0	0	0	0	0	0	0	0	0	10	16	20	24	5	4	3	1	0	0	0	0	0	0	0	0	0	0	0
0500	152	0	0	0	0	1	0	0	0	1	29	38	31	27	16	6	1	1	0	1	0	0	0	0	0	0	0	0	0
0600	274	0	0	0	1	2	1	18	15	24	60	58	47	25	14	4	4	0	1	0	0	0	0	0	0	0	0	0	0
0700	778	0	0	1	0	4	26	40	112	234	224	82	37	14	1	0	3	0	0	0	0	0	0	0	0	0	0	0	0
0800	800	1	0	0	25	34	31	46	126	253	170	77	24	3	7	0	0	0	0	0	0	0	0	0	0	0	0	0	3
0900	771	0	0	0	0	7	31	41	149	212	217	72	32	5	3	1	0	1	0	0	0	0	0	0	0	0	0	0	0
1000	641	0	0	0	1	1	7	46	75	195	168	105	30	12	0	0	1	0	0	0	0	0	0	0	0	0	0	0	0
1100	655	0	0	0	0	0	3	31	113	216	154	86	35	13	2	1	1	0	0	0	0	0	0	0	0	0	0	0	0
1200	664	0	0	0	0	3	27	37	134	171	174	76	25	11	5	1	0	0	0	0	0	0	0	0	0	0	0	0	0
1300	709	0	0	0	1	2	24	76	93	196	183	91	33	7	3	0	0	0	0	0	0	0	0	0	0	0	0	0	0
1400	702	0	0	0	0	4	19	26	118	231	173	83	31	8	4	3	2	0	0	0	0	0	0	0	0	0	0	0	0
1500	942	0	6	9	4	37	47	174	216	228	133	49	27	4	4	1	0	3	0	0	0	0	0	0	0	0	0	0	0
1600	940	4	48	148	221	230	89	44	77	42	12	12	7	0	1	4	1	0	0	0	0	0	0	0	0	0	0	0	0
1700	973	0	37	139	205	266	126	140	51	7	0	2	0	0	0	0	0	0	0	0	0	0	0	0	0	0	0	0	0
1800	754	1	46	100	213	154	41	12	29	62	44	37	10	2	1	0	0	0	0	2	0	0	0	0	0	0	0	0	0
1900	512	0	0	0	2	2	5	9	51	108	168	100	43	16	7	1	0	0	0	0	0	0	0	0	0	0	0	0	0
2000	300	0	0	1	1	0	0	1	26	46	101	78	29	9	5	0	2	0	0	1	0	0	0	0	0	0	0	0	0
2100	225	0	0	0	0	2	0	1	8	25	75	61	25	21	5	2	0	0	0	0	0	0	0	0	0	0	0	0	0
2200	168	0	0	0	0	1	0	0	4	26	59	42	21	10	3	1	1	0	0	0	0	0	0	0	0	0	0	0	0
2300	113	0	0	0	0	0	2	0	8	16	28	26	20	9	1	2	1	0	0	0	0	0	0	0	0	0	0	0	0
07-19	9329	6	137	397	670	742	471	713	1293	2047	1652	772	291	79	31	11	8	4	0	2	0	0	0	0	0	0	0	0	3
06-22	10640	6	137	398	674	748	477	742	1393	2250	2056	1069	435	150	62	18	14	4	1	3	0	0	0	0	0	0	0	0	3
06-00	10921	6	137	398	674	749	479	742	1405	2292	2143	1137	476	169	66	21	16	4	1	3	0	0	0	0	0	0	0	0	3
00-00	11219	6	137	398	674	751	479	742	1405	2299	2190	1202	548	230	90	33	20	7	1	4	0	0	0	0	0	0	0	0	3

Site B
Location R131, west of JTC Site 3
Direction Westbound

7352 / Ringsend
April 2017
Automatic Traffic Count

Friday, 07 April 2017

Time	Total	Speed Bins (km/h)																											
		0 - 5	5 - 10	10 - 15	15 - 20	20 - 25	25 - 30	30 - 35	35 - 40	40 - 45	45 - 50	50 - 55	55 - 60	60 - 65	65 - 70	70 - 75	75 - 80	80 - 85	85 - 90	90 - 95	95 - 100	100 - 105	105 - 110	110 - 115	115 - 120	120 - 125	125 - 130	130 - 135	135 - 140
0000	43	0	0	0	0	0	0	0	0	3	8	11	10	8	2	0	0	0	0	1	0	0	0	0	0	0	0	0	0
0100	22	0	0	0	0	0	0	0	2	0	5	6	3	3	3	0	0	0	0	0	0	0	0	0	0	0	0	0	0
0200	8	0	0	0	1	0	0	0	0	2	0	3	0	1	1	0	0	0	0	0	0	0	0	0	0	0	0	0	0
0300	18	0	0	0	0	0	0	0	0	2	1	4	3	5	0	1	1	1	0	0	0	0	0	0	0	0	0	0	0
0400	72	0	0	0	0	0	0	0	0	3	7	24	11	12	6	7	1	1	0	0	0	0	0	0	0	0	0	0	0
0500	140	0	0	0	0	1	0	3	4	16	15	36	27	22	11	3	1	0	0	0	0	1	0	0	0	0	0	0	0
0600	284	0	0	0	1	1	1	2	16	19	64	74	69	23	10	2	0	0	0	0	0	0	2	0	0	0	0	0	0
0700	668	0	0	0	0	13	20	48	127	173	171	90	20	6	0	0	0	0	0	0	0	0	0	0	0	0	0	0	0
0800	655	0	1	0	0	9	20	80	108	149	165	76	19	7	6	4	1	0	1	8	0	0	1	0	0	0	0	0	0
0900	656	0	0	0	0	2	4	25	110	158	192	109	40	12	4	0	0	0	0	0	0	0	0	0	0	0	0	0	0
1000	577	0	0	0	0	3	6	22	49	149	218	81	31	12	6	0	0	0	0	0	0	0	0	0	0	0	0	0	0
1100	609	1	0	0	0	2	6	41	84	138	159	124	35	11	3	1	0	0	0	0	0	0	0	0	0	0	4	0	0
1200	688	1	44	83	42	20	9	32	93	134	129	60	23	13	3	2	0	0	0	0	0	0	0	0	0	0	0	0	0
1300	876	0	41	68	109	85	87	63	95	113	87	66	53	7	1	0	1	0	0	0	0	0	0	0	0	0	0	0	0
1400	829	0	25	49	16	36	17	50	94	135	198	134	47	15	12	0	1	0	0	0	0	0	0	0	0	0	0	0	0
1500	877	3	17	103	111	153	109	69	64	92	70	56	21	5	3	0	1	0	0	0	0	0	0	0	0	0	0	0	0
1600	940	3	59	155	289	135	138	134	23	2	1	0	0	0	0	0	0	0	1	0	0	0	0	0	0	0	0	0	0
1700	883	1	14	29	70	111	75	124	146	113	107	54	29	9	0	1	0	0	0	0	0	0	0	0	0	0	0	0	0
1800	660	0	0	0	0	12	30	43	106	189	164	86	25	3	2	0	0	0	0	0	0	0	0	0	0	0	0	0	0
1900	577	0	1	0	0	1	6	40	68	101	191	96	51	15	6	1	0	0	0	0	0	0	0	0	0	0	0	0	0
2000	292	0	0	0	1	4	2	3	18	52	92	72	31	6	7	3	0	1	0	0	0	0	0	0	0	0	0	0	0
2100	207	0	0	0	0	0	6	8	17	45	60	37	17	11	3	2	1	0	0	0	0	0	0	0	0	0	0	0	0
2200	161	0	0	0	0	1	0	0	5	19	36	43	33	18	5	1	0	0	0	0	0	0	0	0	0	0	0	0	0
2300	106	0	0	0	0	1	0	0	2	4	25	31	18	13	9	1	1	1	0	0	0	0	0	0	0	0	0	0	0
07-19	8918	9	201	487	637	581	521	731	1099	1545	1661	936	343	100	40	8	4	0	2	8	0	0	1	0	0	0	4	0	0
06-22	10278	9	202	487	639	587	536	784	1218	1762	2068	1215	511	155	66	16	5	1	2	8	0	0	3	0	0	0	4	0	0
06-00	10545	9	202	487	639	589	536	784	1225	1785	2129	1289	562	186	80	18	6	2	2	8	0	0	3	0	0	0	4	0	0
00-00	10848	9	202	487	640	590	536	787	1231	1811	2165	1373	616	237	103	29	9	4	2	9	0	1	3	0	0	0	4	0	0

Site B
Location R131, west of JTC Site 3
Direction Westbound

7352 / Ringsend
April 2017
Automatic Traffic Count

Virtual Day (7)

Time	Total	Speed Bins (km/h)																												
		0 - 5	5 - 10	10 - 15	15 - 20	20 - 25	25 - 30	30 - 35	35 - 40	40 - 45	45 - 50	50 - 55	55 - 60	60 - 65	65 - 70	70 - 75	75 - 80	80 - 85	85 - 90	90 - 95	95 - 100	100 - 105	105 - 110	110 - 115	115 - 120	120 - 125	125 - 130	130 - 135	135 - 140
0000	43	0	0	0	0	0	0	0	2	4	8	10	9	6	2	1	0	0	0	0	0	0	0	0	0	0	0	0	0	0
0100	24	0	0	0	0	0	0	0	1	1	4	7	5	3	2	0	0	0	0	0	0	0	0	0	0	0	0	0	0	0
0200	9	0	0	0	0	0	0	0	0	1	2	1	1	1	1	0	0	0	0	0	0	0	0	0	0	0	0	0	0	0
0300	15	0	0	0	0	0	0	0	0	2	1	3	4	2	1	1	1	0	0	0	0	0	0	0	0	0	0	0	0	0
0400	67	0	0	0	0	0	0	0	0	2	9	15	15	14	6	4	1	1	0	0	0	0	0	0	0	0	0	0	0	0
0500	124	0	0	0	0	1	0	1	1	5	17	30	33	21	10	4	1	0	0	0	0	0	0	0	0	0	0	0	0	0
0600	224	0	0	0	1	1	2	5	9	25	51	58	38	21	8	3	1	0	0	0	0	0	0	0	0	0	0	0	0	0
0700	578	0	0	0	0	4	15	43	90	143	157	73	33	12	6	1	1	0	0	0	0	0	0	0	0	0	0	0	0	0
0800	634	0	1	3	9	21	38	58	90	165	134	71	26	8	5	2	0	0	0	1	0	0	0	0	0	0	0	0	0	0
0900	629	0	0	0	0	5	12	33	88	163	178	95	33	14	4	1	0	0	0	0	0	0	0	0	0	0	0	0	0	0
1000	556	0	0	1	1	7	12	26	59	144	165	94	33	11	4	1	0	0	0	0	0	0	0	0	0	0	0	0	0	0
1100	559	0	0	0	0	4	12	26	78	140	153	94	35	12	3	1	0	0	0	0	0	0	0	0	0	0	1	0	0	0
1200	596	0	6	12	10	7	15	37	90	141	142	88	31	12	3	1	0	0	0	0	0	0	0	0	0	0	0	0	0	0
1300	676	0	6	10	16	15	24	52	114	162	147	81	36	8	2	1	0	0	0	0	0	0	0	0	0	0	0	0	0	0
1400	622	0	4	7	4	11	14	48	98	153	151	86	33	8	4	1	1	0	0	0	0	0	0	0	0	0	0	0	0	0
1500	778	0	3	16	17	31	41	81	127	180	164	78	26	8	3	1	0	1	0	0	0	0	0	0	0	0	0	0	0	0
1600	849	1	26	88	134	130	89	75	91	80	75	41	13	3	1	1	0	0	0	0	0	0	0	0	0	0	0	0	0	0
1700	884	1	25	80	131	140	111	102	102	80	61	31	13	5	1	1	0	0	0	0	0	0	0	0	0	0	0	0	0	0
1800	683	0	12	43	79	60	35	39	74	122	110	69	25	8	3	1	0	0	0	0	1	0	0	0	0	0	0	0	0	0
1900	466	0	0	0	1	1	4	15	52	104	137	90	42	15	4	1	0	0	0	0	0	0	0	0	0	0	0	0	0	0
2000	282	0	0	0	1	2	1	4	17	49	88	69	31	12	5	1	1	0	0	1	0	0	0	0	0	0	0	0	0	0
2100	203	0	0	0	0	0	1	2	11	33	64	54	23	10	3	1	1	0	0	0	0	0	0	0	0	0	0	0	0	0
2200	144	0	0	0	0	0	0	1	6	24	37	36	23	10	4	2	1	0	0	0	0	0	0	0	0	0	0	0	0	0
2300	83	0	0	0	0	0	0	0	3	10	20	22	13	8	3	2	0	0	0	0	0	0	0	0	0	0	0	0	0	0
07-19	8043	4	84	260	402	436	419	620	1100	1671	1638	902	338	109	39	11	3	2	1	2	1	0	0	0	0	0	1	0	0
06-22	9219	4	84	260	405	440	427	645	1190	1883	1978	1172	471	167	59	17	6	3	1	2	1	0	1	0	0	0	1	0	0
06-00	9445	4	84	260	405	441	427	646	1199	1917	2035	1230	507	185	65	21	7	3	2	2	1	0	1	0	0	0	1	0	0
00-00	9727	4	84	260	405	442	428	648	1203	1931	2077	1295	575	233	88	31	11	4	2	3	1	0	1	0	0	0	1	0	0

Site B
Location R131, west of JTC Site 3
Direction Westbound

7352 / Ringsend
April 2017
Automatic Traffic Count

Virtual Week (1)

Time	Total	Speed Bins (km/h)																											
		0 - 5	5 - 10	10 - 15	15 - 20	20 - 25	25 - 30	30 - 35	35 - 40	40 - 45	45 - 50	50 - 55	55 - 60	60 - 65	65 - 70	70 - 75	75 - 80	80 - 85	85 - 90	90 - 95	95 - 100	100 - 105	105 - 110	110 - 115	115 - 120	120 - 125	125 - 130	130 - 135	135 - 140
Mon	10145	5	90	236	528	472	455	637	1235	2061	2194	1302	574	231	72	31	12	4	1	2	0	0	3	0	0	0	0	0	0
Tue	10708	1	12	81	221	336	559	1026	1536	2290	2323	1366	596	226	75	33	14	2	4	3	1	1	0	1	0	1	0	0	0
Wed	11101	7	128	480	675	726	604	661	1388	2207	2155	1238	488	220	80	29	9	2	2	1	1	0	0	0	0	0	0	0	0
Thu	11219	6	137	398	674	751	479	742	1405	2299	2190	1202	548	230	90	33	20	7	1	4	0	0	0	0	0	0	0	0	3
Fri	10848	9	202	487	640	590	536	787	1231	1811	2165	1373	616	237	103	29	9	4	2	9	0	1	3	0	0	0	4	0	0
| Sat	7653	3	21	137	92	163	243	461	970	1559	1831	1247	556	223	100	31	7	5	3	1	0	0	0	0	0	0	0	0	0
| Sun	6418	0	0	1	7	55	118	220	656	1289	1679	1336	647	261	96	33	8	4	0	1	6	1	0	0	0	0	0	0	0
5 Day Ave.	10804	6	114	336	548	575	527	771	1359	2134	2205	1296	564	229	84	31	13	4	2	4	0	0	1	0	0	0	1	0	1
7 Day Ave.	9727	4	84	260	405	442	428	648	1203	1931	2077	1295	575	233	88	31	11	4	2	3	1	0	1	0	0	0	1	0	0
--	68092	31	590	1820	2837	3093	2994	4534	8421	13516	14537	9064	4025	1628	616	219	79	28	13	21	8	3	6	1	0	1	4	0	3

Summary Graphs

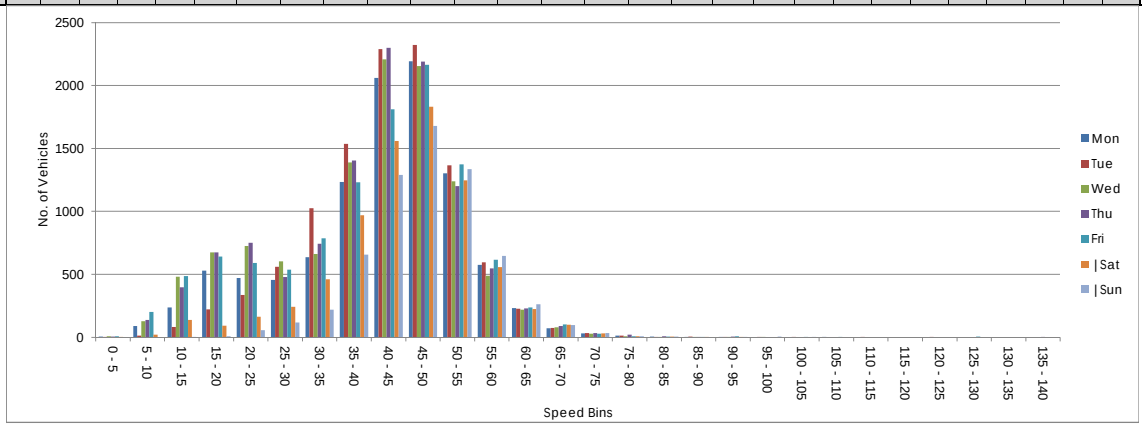

Site B
Location R131, west of JTC Site 3
Direction Eastbound/Westbound

7352 / Ringsend
April 2017
Automatic Traffic Count

Saturday, 01 April 2017

Time	Total	Classification												>PSL	>PSL%	>SL1	>SL1%	>SL2	>SL2%	Mean	Vpp
		1	2	3	4	5	6	7	8	9	10	11	12	50	50	55	55	60	60		85
		MCL	SV	SVT	TB2	TB3	T4	ART3	ART4	ART5	ART6	BD	DRT			+5kph	+5kph	+10kph	+10kph		
0000	174	1	161	0	8	3	0	0	0	1	0	0	0	111	63.8	72	41.4	37	21.3	53.1	61.6
0100	92	1	83	0	4	1	0	0	1	1	1	0	0	71	77.2	49	53.3	29	31.5	55.4	63
0200	39	0	36	0	3	0	0	0	0	0	0	0	0	27	69.2	25	64.1	15	38.5	56.5	65.5
0300	25	0	23	1	1	0	0	0	0	0	0	0	0	19	76	18	72	9	36	57.6	64.1
0400	66	0	57	0	3	0	0	0	3	2	1	0	0	48	72.7	32	48.5	17	25.8	55.7	63.4
0500	111	2	88	0	10	0	3	0	3	2	3	0	0	87	78.4	51	45.9	31	27.9	55.4	64.4
0600	204	9	147	1	25	3	2	0	4	5	7	1	0	148	72.5	98	48	61	29.9	55.6	64.1
0700	405	15	335	2	34	1	3	0	3	7	5	0	0	312	77	236	58.3	122	30.1	56	64.4
0800	791	14	659	5	59	3	5	0	12	20	10	2	2	439	55.5	241	30.5	98	12.4	50.9	59
0900	958	14	855	8	48	4	9	0	2	12	6	0	0	535	55.8	285	29.7	120	12.5	50.7	58.7
1000	1025	20	921	1	53	5	5	0	2	14	3	0	1	469	45.8	232	22.6	79	7.7	49.3	57.2
1100	1205	18	1088	8	53	5	12	0	7	4	10	0	0	504	41.8	227	18.8	70	5.8	47.7	55.8
1200	1189	24	1095	5	57	1	3	0	2	1	1	0	0	603	50.7	281	23.6	96	8.1	49	56.9
1300	1480	8	1410	7	42	1	4	2	2	0	4	0	0	241	16.3	85	5.7	25	1.7	39.2	50.4
1400	1374	15	1295	13	37	2	4	2	2	1	2	1	0	116	8.4	18	1.3	2	0.1	32	46.4
1500	1062	10	1011	3	33	1	0	0	1	2	1	0	0	423	39.8	196	18.5	63	5.9	47.3	55.8
1600	936	13	887	2	26	1	4	0	2	0	1	0	0	391	41.8	175	18.7	54	5.8	47.9	55.8
1700	1321	7	1252	12	33	7	8	0	1	1	0	0	0	246	18.6	97	7.3	29	2.2	37.7	51.1
1800	1070	5	1021	2	32	5	3	0	1	1	0	0	0	410	38.3	198	18.5	66	6.2	43.7	55.8
1900	696	3	669	3	20	1	0	0	0	0	0	0	0	364	52.3	171	24.6	60	8.6	50.3	56.9
2000	485	3	464	2	13	0	1	0	1	1	0	0	0	233	48	138	28.5	66	13.6	50.2	59
2100	227	3	214	0	7	0	0	0	0	3	0	0	0	141	62.1	61	26.9	20	8.8	51.5	58
2200	287	6	270	0	7	0	0	0	3	1	0	0	0	145	50.5	95	33.1	38	13.2	51.5	58.7
2300	332	0	320	0	10	1	0	0	1	0	0	0	0	187	56.3	98	29.5	42	12.7	51.9	58.7
07-19	12816	163	11829	68	507	36	60	4	37	63	43	3	3	4689	36.6	2271	17.7	824	6.4	44.6	55.8
06-22	14428	181	13323	74	572	40	63	4	42	72	50	4	3	5575	38.6	2739	19	1031	7.1	45.3	56.2
06-00	15047	187	13913	74	589	41	63	4	46	73	50	4	3	5907	39.3	2932	19.5	1111	7.4	45.6	56.2
00-00	15554	191	14361	75	618	45	66	4	53	79	55	4	3	6270	40.3	3179	20.4	1249	8	45.9	56.5

Site B
Location R131, west of JTC Site 3
Direction Eastbound/Westbound

7352 / Ringsend
April 2017
Automatic Traffic Count

Saturday, 01 April 2017

Time	Total	Speed Bins (km/h)																											
		0 - 5	5 - 10	10 - 15	15 - 20	20 - 25	25 - 30	30 - 35	35 - 40	40 - 45	45 - 50	50 - 55	55 - 60	60 - 65	65 - 70	70 - 75	75 - 80	80 - 85	85 - 90	90 - 95	95 - 100	100 - 105	105 - 110	110 - 115	115 - 120	120 - 125	125 - 130	130 - 135	135 - 140
0000	174	0	0	0	0	0	0	1	14	19	29	39	35	19	12	5	0	0	1	0	0	0	0	0	0	0	0	0	0
0100	92	0	0	0	0	0	0	0	5	4	12	22	20	19	8	2	0	0	0	0	0	0	0	0	0	0	0	0	0
0200	39	0	0	0	0	0	0	0	2	1	9	2	10	8	6	1	0	0	0	0	0	0	0	0	0	0	0	0	0
0300	25	0	0	0	0	0	0	1	0	3	2	1	9	5	2	0	1	1	0	0	0	0	0	0	0	0	0	0	0
0400	66	0	0	0	0	0	0	1	0	1	16	16	15	9	6	1	1	0	0	0	0	0	0	0	0	0	0	0	0
0500	111	0	0	0	0	1	0	1	3	7	12	36	20	15	7	6	2	1	0	0	0	0	0	0	0	0	0	0	0
0600	204	0	0	0	0	3	1	0	3	14	35	50	37	37	12	3	3	3	1	1	0	1	0	0	0	0	0	0	0
0700	405	0	0	0	1	0	3	1	12	22	54	76	114	62	45	8	4	2	0	1	0	0	0	0	0	0	0	0	0
0800	791	0	0	0	0	3	3	18	52	101	175	198	143	63	27	7	1	0	0	0	0	0	0	0	0	0	0	0	0
0900	958	0	0	0	2	6	16	23	37	139	200	250	165	73	37	10	0	0	0	0	0	0	0	0	0	0	0	0	0
1000	1025	0	0	1	0	9	8	13	72	178	275	237	153	51	21	5	0	1	0	1	0	0	0	0	0	0	0	0	0
1100	1205	0	0	2	13	11	35	51	79	174	336	277	157	56	12	2	0	0	0	0	0	0	0	0	0	0	0	0	0
1200	1189	0	1	2	9	13	9	37	88	167	260	322	185	71	20	5	0	0	0	0	0	0	0	0	0	0	0	0	0
1300	1480	2	10	48	73	93	87	146	209	272	299	156	60	18	3	2	1	0	1	0	0	0	0	0	0	0	0	0	0
1400	1374	2	39	157	132	132	119	169	184	178	146	98	16	2	0	0	0	0	0	0	0	0	0	0	0	0	0	0	0
1500	1062	0	0	3	12	4	36	47	83	174	280	227	133	44	13	3	1	1	0	0	1	0	0	0	0	0	0	0	0
1600	936	0	0	0	4	6	18	52	76	140	249	216	121	33	14	5	2	0	0	0	0	0	0	0	0	0	0	0	0
1700	1321	0	8	73	45	94	166	154	164	179	192	149	68	20	8	1	0	0	0	0	0	0	0	0	0	0	0	0	0
1800	1070	0	12	64	44	43	21	52	58	145	221	212	132	42	16	5	1	0	2	0	0	0	0	0	0	0	0	0	0
1900	696	0	0	0	1	4	1	7	40	100	179	193	111	37	15	5	3	0	0	0	0	0	0	0	0	0	0	0	0
2000	485	0	0	0	0	0	4	13	35	70	130	95	72	52	11	3	0	0	0	0	0	0	0	0	0	0	0	0	0
2100	227	0	0	0	0	1	2	1	6	22	54	80	41	14	3	2	1	0	0	0	0	0	0	0	0	0	0	0	0
2200	287	0	0	0	0	0	0	2	11	48	81	50	57	20	11	6	1	0	0	0	0	0	0	0	0	0	0	0	0
2300	332	0	0	0	1	0	0	0	9	35	100	89	56	22	14	4	1	0	0	1	0	0	0	0	0	0	0	0	0
07-19	12816	4	70	350	335	414	521	763	1114	1869	2687	2418	1447	535	216	53	10	4	3	2	1	0	0	0	0	0	0	0	0
06-22	14428	4	70	350	336	422	529	784	1198	2075	3085	2836	1708	675	257	66	17	7	4	3	1	1	0	0	0	0	0	0	0
06-00	15047	4	70	350	337	422	529	786	1218	2158	3266	2975	1821	717	282	76	19	7	4	4	1	1	0	0	0	0	0	0	0
00-00	15554	4	70	350	337	423	529	790	1242	2193	3346	3091	1930	792	323	91	23	9	5	4	1	1	0	0	0	0	0	0	0

Site B
Location R131, west of JTC Site 3
Direction Eastbound/Westbound

7352 / Ringsend
April 2017
Automatic Traffic Count

Sunday, 02 April 2017

Time	Total	Classification												>PSL	>PSL%	>SL1	>SL1%	>SL2	>SL2%	Mean	Vpp
		1	2	3	4	5	6	7	8	9	10	11	12	50	50	55	55	60	60		85
		MCL	SV	SVT	TB2	TB3	T4	ART3	ART4	ART5	ART6	BD	DRT			+5kph	+5kph	+10kph	+10kph		
0000	155	2	144	0	9	0	0	0	0	0	0	0	0	109	70.3	77	49.7	36	23.2	54.8	62.3
0100	86	0	81	0	5	0	0	0	0	0	0	0	0	59	68.6	34	39.5	17	19.8	53.3	62.3
0200	31	0	29	0	2	0	0	0	0	0	0	0	0	23	74.2	17	54.8	10	32.3	57	66.2
0300	23	0	20	0	2	0	0	0	0	1	0	0	0	16	69.6	13	56.5	6	26.1	56.3	67
0400	45	0	43	0	2	0	0	0	0	0	0	0	0	35	77.8	26	57.8	16	35.6	57.6	63.7
0500	70	2	66	0	1	0	0	0	0	0	1	0	0	63	90	49	70	31	44.3	59.4	67.3
0600	131	3	122	0	5	0	0	0	0	1	0	0	0	104	79.4	73	55.7	46	35.1	56.5	65.2
0700	224	9	196	1	14	0	0	0	2	0	2	0	0	160	71.4	112	50	67	29.9	54.6	64.1
0800	335	12	291	0	25	0	2	0	3	1	1	0	0	264	78.8	167	49.9	90	26.9	55	63
0900	695	30	633	3	20	0	4	0	0	2	1	0	2	373	53.7	236	34	104	15	49.9	59.8
1000	929	46	847	5	19	0	8	0	1	1	2	0	0	442	47.6	226	24.3	81	8.7	47.9	57.2
1100	944	43	881	1	13	0	5	0	0	0	0	0	1	474	50.2	214	22.7	70	7.4	48.4	56.9
1200	1093	35	1032	3	15	2	3	0	2	0	1	0	0	473	43.3	202	18.5	67	6.1	47.2	55.8
1300	1177	31	1116	5	15	1	5	0	1	1	1	0	1	533	45.3	238	20.2	69	5.9	48.5	56.5
1400	1073	28	1026	5	10	0	2	0	0	2	0	0	0	489	45.6	204	19	65	6.1	48.2	55.8
1500	1080	24	1034	2	11	4	5	0	0	0	0	0	0	534	49.4	256	23.7	95	8.8	49.1	56.9
1600	1044	23	981	13	16	3	6	0	1	1	0	0	0	471	45.1	232	22.2	86	8.2	47.7	56.9
1700	969	10	923	5	22	3	2	0	0	1	2	1	0	448	46.2	230	23.7	88	9.1	48.4	57.2
1800	928	16	870	3	26	4	2	0	0	2	4	1	0	440	47.4	203	21.9	78	8.4	49.7	57.2
1900	758	8	725	3	19	3	0	0	0	0	0	0	0	432	57	226	29.8	85	11.2	51.3	58.3
2000	540	5	520	3	8	1	0	0	1	2	0	0	0	329	60.9	176	32.6	71	13.1	52.1	59
2100	396	9	378	1	6	1	0	0	1	0	0	0	0	244	61.6	120	30.3	60	15.2	52.3	59.8
2200	250	3	238	0	3	1	0	0	3	1	1	0	0	159	63.6	106	42.4	59	23.6	54	63.4
2300	152	4	139	0	6	1	0	0	1	0	1	0	0	115	75.7	76	50	32	21.1	55.2	61.9
07-19	10491	307	9830	46	206	17	44	0	10	11	14	2	4	5101	48.6	2520	24	960	9.2	48.8	57.2
06-22	12316	332	11575	53	244	22	44	0	12	14	14	2	4	6210	50.4	3115	25.3	1222	9.9	49.3	57.6
06-00	12718	339	11952	53	253	24	44	0	16	15	16	2	4	6484	51	3297	25.9	1313	10.3	49.4	58
00-00	13128	343	12335	53	274	24	44	0	16	16	17	2	4	6789	51.7	3513	26.8	1429	10.9	49.6	58

Site B
Location R131, west of JTC Site 3
Direction Eastbound/Westbound

7352 / Ringsend
April 2017
Automatic Traffic Count

Sunday, 02 April 2017

Time	Total	Speed Bins (km/h)																												
		0 - 5	5 - 10	10 - 15	15 - 20	20 - 25	25 - 30	30 - 35	35 - 40	40 - 45	45 - 50	50 - 55	55 - 60	60 - 65	65 - 70	70 - 75	75 - 80	80 - 85	85 - 90	90 - 95	95 - 100	100 - 105	105 - 110	110 - 115	115 - 120	120 - 125	125 - 130	130 - 135	135 - 140
0000	155	0	0	0	0	1	1	0	0	15	29	32	41	22	6	4	3	1	0	0	0	0	0	0	0	0	0	0	0
0100	86	0	0	0	0	0	1	0	5	6	15	25	17	9	5	3	0	0	0	0	0	0	0	0	0	0	0	0	0
0200	31	0	0	0	0	0	0	0	0	2	6	6	7	4	2	4	0	0	0	0	0	0	0	0	0	0	0	0	0
0300	23	0	0	0	0	0	0	0	0	2	5	3	7	2	2	1	1	0	0	0	0	0	0	0	0	0	0	0	0
0400	45	0	0	0	0	0	0	1	0	0	9	9	10	9	4	2	1	0	0	0	0	0	0	0	0	0	0	0	0
0500	70	0	0	0	0	1	0	0	0	0	6	14	18	15	10	3	1	1	0	0	1	0	0	0	0	0	0	0	0
0600	131	0	0	0	1	0	0	0	1	7	18	31	27	23	14	5	4	0	0	0	0	0	0	0	0	0	0	0	0
0700	224	0	0	0	1	4	1	1	4	13	40	48	45	38	22	5	1	0	1	0	0	0	0	0	0	0	0	0	0
0800	335	0	0	0	0	5	3	3	2	20	38	97	77	54	23	9	0	4	0	0	0	0	0	0	0	0	0	0	0
0900	695	0	0	1	1	21	30	24	26	68	151	137	132	68	21	11	2	1	1	0	0	0	0	0	0	0	0	0	0
1000	929	0	0	0	15	30	29	35	69	103	206	216	145	54	20	5	2	0	0	0	0	0	0	0	0	0	0	0	0
1100	944	0	0	4	2	15	39	25	70	118	197	260	144	50	14	6	0	0	0	0	0	0	0	0	0	0	0	0	0
1200	1093	0	0	8	14	23	29	30	100	169	247	271	135	44	14	8	0	0	1	0	0	0	0	0	0	0	0	0	0
1300	1177	0	0	2	10	17	13	19	82	210	291	295	169	45	19	4	0	1	0	0	0	0	0	0	0	0	0	0	0
1400	1073	0	0	3	7	17	26	41	71	137	282	285	139	44	18	3	0	0	0	0	0	0	0	0	0	0	0	0	0
1500	1080	0	0	6	10	11	13	34	62	152	258	278	161	62	27	3	1	1	1	0	0	0	0	0	0	0	0	0	0
1600	1044	0	0	2	9	18	27	52	96	158	211	239	146	62	16	8	0	0	0	0	0	0	0	0	0	0	0	0	0
1700	969	0	0	2	6	11	15	41	94	137	215	218	142	67	14	7	0	0	0	0	0	0	0	0	0	0	0	0	0
1800	928	0	0	1	1	2	6	14	65	151	248	237	125	59	9	3	1	1	0	1	4	0	0	0	0	0	0	0	0
1900	758	0	0	0	0	1	0	7	33	117	168	206	141	64	16	2	2	0	0	0	0	1	0	0	0	0	0	0	0
2000	540	0	0	0	1	3	2	11	14	40	140	153	105	43	17	9	1	0	0	0	1	0	0	0	0	0	0	0	0
2100	396	0	0	0	1	0	0	0	10	46	95	124	60	41	13	3	1	2	0	0	0	0	0	0	0	0	0	0	0
2200	250	0	0	0	0	0	0	0	6	30	55	53	47	30	21	6	1	1	0	0	0	0	0	0	0	0	0	0	0
2300	152	0	0	0	0	0	1	0	2	6	28	39	44	15	11	4	1	1	0	0	0	0	0	0	0	0	0	0	0
07-19	10491	0	0	29	76	174	231	319	741	1436	2384	2581	1560	647	217	72	7	8	4	1	4	0	0	0	0	0	0	0	0
06-22	12316	0	0	29	79	178	233	337	799	1646	2805	3095	1893	818	277	91	15	10	4	1	5	1	0	0	0	0	0	0	0
06-00	12718	0	0	29	79	178	234	337	807	1682	2888	3187	1984	863	309	101	17	12	4	1	5	1	0	0	0	0	0	0	0
00-00	13128	0	0	29	79	180	236	338	812	1707	2958	3276	2084	924	338	118	23	14	4	1	6	1	0	0	0	0	0	0	0

Site B
Location R131, west of JTC Site 3
Direction Eastbound/Westbound

7352 / Ringsend
April 2017
Automatic Traffic Count

Monday, 03 April 2017

Time	Total	Classification												>PSL	>PSL%	>SL1	>SL1%	>SL2	>SL2%	Mean	Vpp
		1	2	3	4	5	6	7	8	9	10	11	12	50	50	55	55	60	60		85
		MCL	SV	SVT	TB2	TB3	T4	ART3	ART4	ART5	ART6	BD	DRT			+5kph	+5kph	+10kph	+10kph		
0000	109	4	96	0	8	0	0	0	0	1	0	0	0	92	84.4	64	58.7	44	40.4	58.1	66.2
0100	28	1	24	0	1	0	0	1	1	0	0	0	0	26	92.9	23	82.1	13	46.4	60.5	69.1
0200	10	0	9	0	0	0	0	0	1	0	0	0	0	10	100	9	90	7	70	63.1	-
0300	12	1	8	0	2	0	0	0	1	0	0	0	0	10	83.3	7	58.3	5	41.7	59.1	67
0400	94	0	76	0	4	1	0	0	2	8	3	0	0	84	89.4	71	75.5	40	42.6	59.8	67.7
0500	250	3	189	1	13	2	0	0	12	15	15	0	0	197	78.8	140	56	75	30	56.8	63.7
0600	690	25	556	3	35	7	1	0	13	31	16	1	2	369	53.5	193	28	93	13.5	50.6	59
0700	1895	41	1634	13	110	11	8	1	14	27	23	5	8	393	20.7	124	6.5	33	1.7	43.8	51.1
0800	1862	48	1627	20	96	7	10	1	16	20	9	7	1	291	15.6	83	4.5	20	1.1	41.1	50
0900	1514	33	1288	11	106	13	5	0	13	24	17	1	3	543	35.9	192	12.7	67	4.4	46.7	54
1000	1157	14	964	5	90	10	5	1	10	31	25	2	0	486	42	234	20.2	75	6.5	48	56.2
1100	1075	13	858	5	92	9	15	0	17	39	22	4	1	417	38.8	172	16	55	5.1	47.6	55.1
1200	1056	16	836	2	75	9	9	0	22	52	29	1	5	409	38.7	159	15.1	62	5.9	47.3	54.7
1300	1167	12	977	3	80	11	7	0	14	34	25	3	1	421	36.1	177	15.2	51	4.4	46.7	54.7
1400	1086	10	853	3	91	12	7	0	22	55	27	2	4	474	43.6	210	19.3	63	5.8	48.5	55.4
1500	1420	19	1193	3	95	9	11	0	20	40	23	4	3	401	28.2	140	9.9	51	3.6	45.1	52.9
1600	1603	27	1427	10	67	17	5	0	8	23	14	0	5	293	18.3	93	5.8	29	1.8	35.3	50.8
1700	1675	39	1528	13	45	13	12	2	2	8	9	1	3	158	9.4	52	3.1	17	1	29.1	46.8
1800	1285	41	1165	10	46	5	4	0	0	5	5	3	1	454	35.3	215	16.7	75	5.8	45.3	55.4
1900	891	20	835	6	22	1	1	0	2	0	4	0	0	417	46.8	219	24.6	79	8.9	49.2	57.2
2000	538	15	496	2	12	3	3	0	1	4	2	0	0	315	58.6	177	32.9	72	13.4	51.6	59.4
2100	388	5	365	2	5	4	0	0	3	1	3	0	0	233	60.1	141	36.3	54	13.9	52.6	59
2200	439	9	412	0	10	1	1	0	2	3	1	0	0	271	61.7	135	30.8	51	11.6	51.7	58.3
2300	141	4	127	0	7	0	0	0	1	0	2	0	0	100	70.9	67	47.5	33	23.4	54.8	63.4
07-19	16795	313	14350	98	993	126	98	5	158	358	228	33	35	4740	28.2	1851	11	598	3.6	43	53.3
06-22	19302	378	16602	111	1067	141	103	5	177	394	253	34	37	6074	31.5	2581	13.4	896	4.6	44	54.4
06-00	19882	391	17141	111	1084	142	104	5	180	397	256	34	37	6445	32.4	2783	14	980	4.9	44.2	54.4
00-00	20385	400	17543	112	1112	145	104	6	197	421	274	34	37	6864	33.7	3097	15.2	1164	5.7	44.5	55.1

Site B
Location R131, west of JTC Site 3
Direction Eastbound/Westbound

7352 / Ringsend
April 2017
Automatic Traffic Count

Monday, 03 April 2017

Time	Total	Speed Bins (km/h)																												
		0 - 5	5 - 10	10 - 15	15 - 20	20 - 25	25 - 30	30 - 35	35 - 40	40 - 45	45 - 50	50 - 55	55 - 60	60 - 65	65 - 70	70 - 75	75 - 80	80 - 85	85 - 90	90 - 95	95 - 100	100 - 105	105 - 110	110 - 115	115 - 120	120 - 125	125 - 130	130 - 135	135 - 140
0000	109	0	0	0	0	0	0	0	0	4	13	28	20	23	11	5	3	1	0	1	0	0	0	0	0	0	0	0	0
0100	28	0	0	0	0	0	0	0	0	0	2	3	10	7	2	2	1	1	0	0	0	0	0	0	0	0	0	0	0
0200	10	0	0	0	0	0	0	0	0	0	0	1	2	4	2	1	0	0	0	0	0	0	0	0	0	0	0	0	0
0300	12	0	0	0	0	0	0	0	0	1	1	3	2	2	2	0	1	0	0	0	0	0	0	0	0	0	0	0	0
0400	94	0	0	0	0	0	0	0	1	2	7	13	31	21	8	7	1	2	0	0	1	0	0	0	0	0	0	0	0
0500	250	0	0	0	0	0	0	0	0	10	43	57	65	41	19	8	4	0	2	1	0	0	0	0	0	0	0	0	0
0600	690	0	0	0	10	12	6	14	25	71	183	176	100	51	23	9	7	0	2	0	0	0	1	0	0	0	0	0	0
0700	1895	0	0	1	27	77	76	91	188	453	589	269	91	20	10	1	0	2	0	0	0	0	0	0	0	0	0	0	0
0800	1862	2	0	9	50	95	131	152	263	443	426	208	63	13	1	6	0	0	0	0	0	0	0	0	0	0	0	0	0
0900	1514	0	0	0	8	21	38	54	132	315	403	351	125	53	11	0	3	0	0	0	0	0	0	0	0	0	0	0	0
1000	1157	0	0	0	6	9	31	52	68	203	302	252	159	56	14	2	2	0	0	1	0	0	0	0	0	0	0	0	0
1100	1075	0	0	3	5	3	25	37	70	215	300	245	117	43	8	3	1	0	0	0	0	0	0	0	0	0	0	0	0
1200	1056	1	0	0	2	4	23	55	110	179	273	250	97	48	7	4	1	0	0	0	0	0	2	0	0	0	0	0	0
1300	1167	0	0	1	1	10	28	76	133	209	288	244	126	37	8	3	2	1	0	0	0	0	0	0	0	0	0	0	0
1400	1086	0	0	0	0	1	10	47	90	169	295	264	147	48	10	4	1	0	0	0	0	0	0	0	0	0	0	0	0
1500	1420	0	3	8	4	14	41	104	178	279	388	261	89	40	7	4	0	0	0	0	0	0	0	0	0	0	0	0	0
1600	1603	0	50	112	155	175	165	74	144	168	267	200	64	25	4	0	0	0	0	0	0	0	0	0	0	0	0	0	0
1700	1675	0	44	129	385	314	174	104	60	130	177	106	35	9	7	1	0	0	0	0	0	0	0	0	0	0	0	0	0
1800	1285	2	0	2	11	30	65	104	154	217	246	239	140	50	21	2	2	0	0	0	0	0	0	0	0	0	0	0	0
1900	891	0	0	1	2	5	8	24	85	131	218	198	140	53	19	3	2	2	0	0	0	0	0	0	0	0	0	0	0
2000	538	0	0	3	1	4	1	7	13	71	123	138	105	48	15	7	1	1	0	0	0	0	0	0	0	0	0	0	0
2100	388	0	0	0	0	1	1	0	9	42	102	92	87	31	14	3	5	1	0	0	0	0	0	0	0	0	0	0	0
2200	439	0	0	0	0	1	4	7	19	53	84	136	84	24	19	3	4	1	0	0	0	0	0	0	0	0	0	0	0
2300	141	0	0	0	0	1	0	0	2	12	26	33	34	20	7	4	2	0	0	0	0	0	0	0	0	0	0	0	0
07-19	16795	5	97	265	654	753	807	950	1590	2980	3954	2889	1253	442	108	30	12	3	0	1	0	0	2	0	0	0	0	0	0
06-22	19302	5	97	269	667	775	823	995	1722	3295	4580	3493	1685	625	179	52	27	7	2	1	0	0	3	0	0	0	0	0	0
06-00	19882	5	97	269	667	777	827	1002	1743	3360	4690	3662	1803	669	205	59	33	8	2	1	0	0	3	0	0	0	0	0	0
00-00	20385	5	97	269	667	777	827	1002	1744	3377	4756	3767	1933	767	249	82	43	12	4	3	1	0	3	0	0	0	0	0	0

Site B
Location R131, west of JTC Site 3
Direction Eastbound/Westbound

7352 / Ringsend
April 2017
Automatic Traffic Count

Tuesday, 04 April 2017

Time	Total	Classification												>PSL	>PSL%	>SL1	>SL1%	>SL2	>SL2%	Mean	Vpp
		1	2	3	4	5	6	7	8	9	10	11	12	50	50	55	55	60	60		85
		MCL	SV	SVT	TB2	TB3	T4	ART3	ART4	ART5	ART6	BD	DRT			+5kph	+5kph	+10kph	+10kph		
0000	85	3	72	0	6	0	0	0	3	1	0	0	0	69	81.2	54	63.5	34	40	57.4	64.8
0100	52	0	47	0	2	0	0	0	3	0	0	0	0	49	94.2	39	75	26	50	60.2	67.7
0200	13	1	8	0	2	0	0	0	1	0	1	0	0	12	92.3	11	84.6	9	69.2	63.5	74.9
0300	19	2	11	0	3	0	0	0	2	0	1	0	0	18	94.7	14	73.7	9	47.4	61.9	71.3
0400	87	0	76	0	5	0	0	0	4	1	1	0	0	76	87.4	56	64.4	40	46	59.6	67
0500	214	5	174	0	14	1	1	0	4	9	6	0	0	178	83.2	121	56.5	70	32.7	56.8	64.8
0600	798	24	639	0	40	6	2	0	22	35	28	2	0	454	56.9	237	29.7	99	12.4	51.4	59
0700	1957	36	1711	21	91	16	14	1	15	25	21	1	5	296	15.1	98	5	29	1.5	41.6	49.7
0800	1968	53	1748	22	77	11	8	0	5	17	22	5	0	175	8.9	54	2.7	13	0.7	37.4	47.2
0900	1637	28	1426	11	95	15	8	3	8	19	19	4	1	482	29.4	178	10.9	46	2.8	44.6	53.6
1000	1337	13	1128	8	98	6	6	0	23	29	22	1	3	456	34.1	176	13.2	50	3.7	46	54.4
1100	1125	10	916	6	89	9	8	0	16	37	31	1	2	415	36.9	175	15.6	62	5.5	47.5	55.1
1200	1186	11	969	9	105	18	6	0	9	33	24	1	1	463	39	211	17.8	76	6.4	46.3	55.4
1300	1165	8	951	4	99	4	7	0	20	44	25	1	2	382	32.8	168	14.4	59	5.1	46.6	54.7
1400	1205	11	989	7	78	10	9	1	23	41	33	1	2	425	35.3	197	16.3	75	6.2	47.1	55.4
1500	1426	26	1207	9	85	7	14	2	22	35	16	1	2	436	30.6	210	14.7	80	5.6	45.2	54.7
1600	1723	24	1521	14	77	14	11	0	10	25	16	4	7	301	17.5	128	7.4	45	2.6	37.4	50.8
1700	1603	60	1432	24	51	9	9	0	4	5	7	1	1	333	20.8	137	8.5	43	2.7	40.6	52.2
1800	1342	44	1226	15	37	8	4	0	1	2	4	0	1	466	34.7	189	14.1	73	5.4	45.9	54.4
1900	957	25	883	3	31	6	4	0	1	1	3	0	0	467	48.8	225	23.5	86	9	49.2	56.9
2000	573	27	513	4	22	3	1	0	1	1	1	0	0	307	53.6	151	26.4	55	9.6	50.7	57.6
2100	495	9	463	3	11	3	0	0	1	4	1	0	0	277	56	137	27.7	55	11.1	51.1	58.3
2200	291	12	263	1	7	2	0	0	2	3	0	1	0	199	68.4	113	38.8	66	22.7	53.9	62.3
2300	149	5	137	1	3	1	0	0	1	1	0	0	0	113	75.8	78	52.3	43	28.9	56.3	64.4
07-19	17674	324	15224	150	982	127	104	7	156	312	240	21	27	4630	26.2	1921	10.9	651	3.7	43.2	53.3
06-22	20497	409	17722	160	1086	145	111	7	181	353	273	23	27	6135	29.9	2671	13	946	4.6	44.2	54
06-00	20937	426	18122	162	1096	148	111	7	184	357	273	24	27	6447	30.8	2862	13.7	1055	5	44.5	54.4
00-00	21407	437	18510	162	1128	149	112	7	201	368	282	24	27	6849	32	3157	14.7	1243	5.8	44.8	54.7

Site B
Location R131, west of JTC Site 3
Direction Eastbound/Westbound

7352 / Ringsend
April 2017
Automatic Traffic Count

Tuesday, 04 April 2017

Time	Total	Speed Bins (km/h)																											
		0 - 5	5 - 10	10 - 15	15 - 20	20 - 25	25 - 30	30 - 35	35 - 40	40 - 45	45 - 50	50 - 55	55 - 60	60 - 65	65 - 70	70 - 75	75 - 80	80 - 85	85 - 90	90 - 95	95 - 100	100 - 105	105 - 110	110 - 115	115 - 120	120 - 125	125 - 130	130 - 135	135 - 140
0000	85	0	0	0	1	0	0	1	1	2	11	15	20	19	8	5	1	1	0	0	0	0	0	0	0	0	0	0	0
0100	52	0	0	0	0	0	0	0	0	3	0	10	13	12	8	5	1	0	0	0	0	0	0	0	0	0	0	0	0
0200	13	0	0	0	0	0	0	0	0	0	1	1	2	5	1	0	3	0	0	0	0	0	0	0	0	0	0	0	0
0300	19	0	0	0	0	0	0	0	0	0	1	4	5	1	4	3	0	1	0	0	0	0	0	0	0	0	0	0	0
0400	87	0	0	0	0	0	0	0	0	4	7	20	16	17	13	5	2	1	1	0	1	0	0	0	0	0	0	0	0
0500	214	0	0	0	0	1	0	1	0	10	24	57	51	39	23	5	1	1	0	0	1	0	0	0	0	0	0	0	0
0600	798	0	0	0	4	1	4	9	16	122	188	217	138	63	18	15	2	0	0	1	0	0	0	0	0	0	0	0	0
0700	1957	0	2	5	7	55	164	229	294	490	415	198	69	18	5	2	1	0	1	0	0	0	0	0	0	2	0	0	0
0800	1968	0	9	41	97	111	218	256	333	412	316	121	41	9	2	1	1	0	0	0	0	0	0	0	0	0	0	0	0
0900	1637	0	1	12	27	29	77	122	156	292	439	304	132	31	10	2	3	0	0	0	0	0	0	0	0	0	0	0	0
1000	1337	1	0	9	4	29	52	73	76	270	367	280	126	40	9	1	0	0	0	0	0	0	0	0	0	0	0	0	0
1100	1125	0	0	0	4	13	31	36	71	203	352	240	113	39	19	4	0	0	0	0	0	0	0	0	0	0	0	0	0
1200	1186	0	0	6	31	24	37	63	84	177	301	252	135	54	17	3	2	0	0	0	0	0	0	0	0	0	0	0	0
1300	1165	0	0	1	1	7	18	67	159	214	316	214	109	36	9	10	2	0	1	0	1	0	0	0	0	0	0	0	0
1400	1205	0	0	0	2	10	22	71	144	220	311	228	122	39	19	13	2	0	1	0	0	0	0	1	0	0	0	0	0
1500	1426	0	0	1	13	20	82	121	180	237	336	226	130	53	18	3	1	0	4	0	0	0	0	0	0	1	0	0	0
1600	1723	0	3	40	124	182	181	214	219	228	231	173	83	31	12	0	2	0	0	0	0	0	0	0	0	0	0	0	0
1700	1603	0	0	12	49	86	159	178	266	268	252	196	94	30	6	4	2	0	1	0	0	0	0	0	0	0	0	0	0
1800	1342	0	0	0	5	26	52	99	147	255	292	277	116	54	11	7	0	0	0	1	0	0	0	0	0	0	0	0	0
1900	957	0	0	1	14	7	22	12	67	110	257	242	139	57	18	6	4	0	1	0	0	0	0	0	0	0	0	0	0
2000	573	0	0	1	3	3	5	10	17	83	144	156	96	31	10	6	4	0	0	3	0	1	0	0	0	0	0	0	0
2100	495	0	0	0	1	0	5	8	19	64	121	140	82	34	12	4	2	2	1	0	0	0	0	0	0	0	0	0	0
2200	291	0	0	0	1	1	0	0	7	21	62	86	47	43	12	7	3	0	1	0	0	0	0	0	0	0	0	0	0
2300	149	0	0	0	0	0	0	0	2	10	24	35	35	23	9	7	2	1	1	0	0	0	0	0	0	0	0	0	0
07-19	17674	1	15	127	364	592	1093	1529	2129	3266	3928	2709	1270	434	137	50	16	0	8	1	1	0	0	1	0	3	0	0	0
06-22	20497	1	15	129	386	603	1129	1568	2248	3645	4638	3464	1725	619	195	81	28	2	10	5	1	1	0	1	0	3	0	0	0
06-00	20937	1	15	129	387	604	1129	1568	2257	3676	4724	3585	1807	685	216	95	33	3	12	5	1	1	0	1	0	3	0	0	0
00-00	21407	1	15	129	388	605	1129	1570	2258	3695	4768	3692	1914	778	273	118	41	7	13	5	3	1	0	1	0	3	0	0	0

Site B
Location R131, west of JTC Site 3
Direction Eastbound/Westbound
Wednesday, 05 April 2017

7352 / Ringsend
April 2017
Automatic Traffic Count

Time	Total	Classification												>PSL	>PSL%	>SL1	>SL1%	>SL2	>SL2%	Mean	Vpp
		1	2	3	4	5	6	7	8	9	10	11	12	50	50	55	55	60	60		85
		MCL	SV	SVT	TB2	TB3	T4	ART3	ART4	ART5	ART6	BD	DRT			+5kph	+5kph	+10kph	+10kph		
0000	65	3	59	0	3	0	0	0	0	0	0	0	0	50	76.9	37	56.9	29	44.6	57.8	69.1
0100	29	0	26	0	1	0	0	0	1	1	0	0	0	24	82.8	17	58.6	14	48.3	59.2	69.5
0200	3	0	2	0	0	1	0	0	0	0	0	0	0	2	66.7	2	66.7	1	33.3	58.1	-
0300	26	1	18	0	4	0	0	0	1	1	1	0	0	23	88.5	17	65.4	10	38.5	60.4	68.4
0400	91	1	74	0	9	0	1	0	4	2	0	0	0	74	81.3	57	62.6	38	41.8	58.5	68
0500	222	7	181	1	10	2	1	0	8	4	8	0	0	184	82.9	144	64.9	70	31.5	56.9	64.4
0600	731	21	587	5	52	4	5	0	6	28	22	1	0	413	56.5	232	31.7	114	15.6	51.3	60.1
0700	1907	39	1668	17	101	12	10	0	11	22	21	2	4	326	17.1	82	4.3	21	1.1	41.4	50.4
0800	1928	56	1696	13	83	9	11	0	8	26	19	2	5	307	15.9	85	4.4	19	1	41.8	50
0900	1756	29	1520	12	101	19	5	1	12	34	16	3	4	489	27.8	149	8.5	39	2.2	45.4	52.6
1000	1334	15	1097	6	112	11	10	1	20	33	23	3	3	493	37	183	13.7	57	4.3	47.9	54.4
1100	1192	13	961	6	99	9	13	1	21	39	24	1	5	430	36.1	186	15.6	58	4.9	47.3	55.1
1200	1258	20	1043	6	85	9	12	0	21	32	27	0	3	456	36.2	175	13.9	55	4.4	46.8	54.4
1300	1407	18	1197	6	83	7	6	0	20	33	28	1	8	509	36.2	212	15.1	54	3.8	47.1	54.7
1400	1262	10	1049	10	101	5	10	0	13	35	24	2	3	413	32.7	185	14.7	55	4.4	46.1	54.7
1500	1502	17	1297	16	88	10	8	1	16	25	20	2	2	387	25.8	185	12.3	58	3.9	44.5	54
1600	1588	16	1447	10	55	18	4	0	3	14	14	2	5	236	14.9	81	5.1	25	1.6	33.4	49.7
1700	1617	42	1485	11	38	12	7	0	1	5	12	2	2	169	10.5	45	2.8	11	0.7	29.1	47.5
1800	1452	34	1356	13	22	2	13	3	1	2	3	0	3	280	19.3	117	8.1	34	2.3	31.9	51.5
1900	974	25	915	3	19	5	2	0	0	3	1	0	1	464	47.6	262	26.9	123	12.6	49.6	58.7
2000	618	20	572	2	18	3	0	0	0	2	1	0	0	393	63.6	226	36.6	97	15.7	52.5	59.8
2100	481	9	454	2	9	3	0	0	1	2	1	0	0	275	57.2	140	29.1	57	11.9	51.4	58.3
2200	335	7	322	0	3	0	2	0	1	0	0	0	0	243	72.5	153	45.7	84	25.1	54.9	63
2300	189	4	174	0	6	2	0	0	1	2	0	0	0	145	76.7	96	50.8	57	30.2	56.2	63.4
07-19	18203	309	15816	126	968	123	109	7	147	300	231	20	47	4495	24.7	1685	9.3	486	2.7	41.5	52.6
06-22	21007	384	18344	138	1066	138	116	7	154	335	256	21	48	6040	28.8	2545	12.1	877	4.2	42.8	53.6
06-00	21531	395	18840	138	1075	140	118	7	156	337	256	21	48	6428	29.9	2794	13	1018	4.7	43.1	54
00-00	21967	407	19200	139	1102	143	120	7	170	345	265	21	48	6785	30.9	3068	14	1180	5.4	43.4	54.4

Site B
Location R131, west of JTC Site 3
Direction Eastbound/Westbound

7352 / Ringsend
April 2017
Automatic Traffic Count

Wednesday, 05 April 2017

Time	Total	Speed Bins (km/h)																												
		0 - 5	5 - 10	10 - 15	15 - 20	20 - 25	25 - 30	30 - 35	35 - 40	40 - 45	45 - 50	50 - 55	55 - 60	60 - 65	65 - 70	70 - 75	75 - 80	80 - 85	85 - 90	90 - 95	95 - 100	100 - 105	105 - 110	110 - 115	115 - 120	120 - 125	125 - 130	130 - 135	135 - 140
0000	65	0	0	0	0	1	0	0	1	5	8	13	8	14	6	6	2	1	0	0	0	0	0	0	0	0	0	0	0	0
0100	29	0	0	0	0	0	0	0	0	1	4	7	3	5	5	3	1	0	0	0	0	0	0	0	0	0	0	0	0	0
0200	3	0	0	0	0	0	0	0	0	0	1	0	1	0	1	0	0	0	0	0	0	0	0	0	0	0	0	0	0	0
0300	26	0	0	0	0	0	0	0	0	2	1	6	7	3	4	1	0	1	0	1	0	0	0	0	0	0	0	0	0	0
0400	91	0	0	0	1	0	0	0	0	2	14	17	19	18	10	4	4	1	1	0	0	0	0	0	0	0	0	0	0	0
0500	222	0	0	0	0	2	1	1	0	6	28	40	74	39	17	9	4	0	1	0	0	0	0	0	0	0	0	0	0	0
0600	731	0	0	0	3	5	17	8	24	77	184	181	118	69	31	10	2	1	0	1	0	0	0	0	0	0	0	0	0	0
0700	1907	0	0	3	49	83	103	194	327	388	434	244	61	17	3	0	1	0	0	0	0	0	0	0	0	0	0	0	0	0
0800	1928	0	1	16	37	82	118	159	230	478	500	222	66	13	4	0	0	1	1	0	0	0	0	0	0	0	0	0	0	0
0900	1756	0	1	5	4	27	31	86	210	391	512	340	110	29	9	1	0	0	0	0	0	0	0	0	0	0	0	0	0	0
1000	1334	0	0	0	2	9	23	33	83	270	421	310	126	37	14	2	1	1	0	1	0	0	0	1	0	0	0	0	0	0
1100	1192	1	1	0	1	19	14	30	148	195	353	244	128	44	9	5	0	0	0	0	0	0	0	0	0	0	0	0	0	0
1200	1258	0	0	3	4	5	12	68	139	259	312	281	120	42	10	3	0	0	0	0	0	0	0	0	0	0	0	0	0	0
1300	1407	1	0	1	5	8	13	45	180	257	388	297	158	38	11	5	0	0	0	0	0	0	0	0	0	0	0	0	0	0
1400	1262	0	0	0	9	21	33	64	137	275	310	228	130	41	12	2	0	0	0	0	0	0	0	0	0	0	0	0	0	0
1500	1502	0	1	2	10	19	70	112	227	324	350	202	127	39	16	3	0	0	0	0	0	0	0	0	0	0	0	0	0	0
1600	1588	1	27	163	171	234	142	87	143	165	219	155	56	19	5	0	0	0	1	0	0	0	0	0	0	0	0	0	0	0
1700	1617	4	75	187	201	238	273	168	82	68	152	124	34	9	0	2	0	0	0	0	0	0	0	0	0	0	0	0	0	0
1800	1452	0	25	134	298	242	124	48	60	68	173	163	83	20	8	6	0	0	0	0	0	0	0	0	0	0	0	0	0	0
1900	974	0	0	0	1	12	17	21	59	173	227	202	139	87	26	7	0	1	1	1	0	0	0	0	0	0	0	0	0	0
2000	618	0	0	0	2	2	5	3	13	69	131	167	129	65	21	5	4	1	0	1	0	0	0	0	0	0	0	0	0	0
2100	481	0	0	0	1	0	0	2	19	61	123	135	83	40	11	4	2	0	0	0	0	0	0	0	0	0	0	0	0	0
2200	335	0	0	0	0	1	1	0	5	30	55	90	69	48	17	12	4	1	1	1	0	0	0	0	0	0	0	0	0	0
2300	189	0	0	0	0	0	0	1	1	11	31	49	39	33	12	7	2	2	0	0	1	0	0	0	0	0	0	0	0	0
07-19	18203	7	131	514	791	987	956	1094	1966	3138	4124	2810	1199	348	101	29	2	2	2	1	0	0	0	1	0	0	0	0	0	0
06-22	21007	7	131	514	798	1006	995	1128	2081	3518	4789	3495	1668	609	190	55	10	5	3	4	0	0	0	1	0	0	0	0	0	0
06-00	21531	7	131	514	798	1007	996	1129	2087	3559	4875	3634	1776	690	219	74	16	8	4	5	1	0	0	1	0	0	0	0	0	0
00-00	21967	7	131	514	799	1010	997	1130	2088	3575	4931	3717	1888	769	262	97	27	11	6	6	1	0	0	1	0	0	0	0	0	0

Site B
Location R131, west of JTC Site 3
Direction Eastbound/Westbound

7352 / Ringsend
April 2017
Automatic Traffic Count

Thursday, 06 April 2017

Time	Total	Classification												>PSL	>PSL%	>SL1	>SL1%	>SL2	>SL2%	Mean	Vpp
		1	2	3	4	5	6	7	8	9	10	11	12	50	50	55	55	60	60		85
		MCL	SV	SVT	TB2	TB3	T4	ART3	ART4	ART5	ART6	BD	DRT			+5kph	+5kph	+10kph	+10kph		
0000	83	2	78	0	2	1	0	0	0	0	0	0	0	66	79.5	52	62.7	25	30.1	56.2	63.7
0100	34	0	29	0	3	0	1	0	0	0	1	0	0	29	85.3	20	58.8	14	41.2	58.4	65.9
0200	16	0	11	0	2	1	0	0	1	0	1	0	0	10	62.5	8	50	4	25	54.7	63
0300	29	1	22	0	1	1	0	0	2	2	0	0	0	27	93.1	21	72.4	18	62.1	61.6	71.3
0400	97	1	83	0	4	1	0	0	3	2	3	0	0	84	86.6	66	68	43	44.3	59	65.5
0500	229	5	188	0	14	3	0	0	1	11	7	0	0	185	80.8	139	60.7	85	37.1	57.8	67
0600	730	15	591	2	52	3	6	0	16	15	28	2	0	455	62.3	285	39	124	17	52.2	60.8
0700	1889	45	1646	10	94	17	14	1	14	22	26	0	0	327	17.3	121	6.4	50	2.6	41.5	50.8
0800	1993	48	1765	18	91	8	7	0	12	16	19	5	4	293	14.7	64	3.2	18	0.9	42	49.7
0900	1632	27	1406	7	100	9	11	1	8	35	24	1	3	419	25.7	149	9.1	40	2.5	44.6	52.2
1000	1463	11	1243	5	114	8	8	2	18	24	25	4	1	487	33.3	156	10.7	47	3.2	46.3	53.3
1100	1242	10	1024	4	100	11	16	1	12	44	17	0	3	461	37.1	225	18.1	64	5.2	47.3	55.8
1200	1330	11	1095	5	107	7	18	0	18	42	24	1	2	464	34.9	185	13.9	71	5.3	46.5	54.4
1300	1304	13	1128	6	72	5	11	1	10	35	20	2	1	490	37.6	218	16.7	69	5.3	47	55.4
1400	1307	14	1100	5	77	5	13	0	19	40	28	2	4	522	39.9	245	18.7	74	5.7	48	55.8
1500	1572	19	1360	9	91	9	15	1	14	28	19	1	6	330	21	128	8.1	38	2.4	41.9	51.8
1600	1574	34	1414	14	59	6	11	0	14	11	7	2	2	283	18	83	5.3	30	1.9	33.3	50.4
1700	1608	33	1468	13	49	7	10	2	8	10	5	2	1	232	14.4	80	5	28	1.7	31.5	49.7
1800	1377	34	1273	8	36	4	9	1	5	0	5	2	0	300	21.8	130	9.4	41	3	35.1	52.2
1900	989	31	903	9	36	4	4	0	1	0	1	0	0	475	48	228	23.1	87	8.8	49.1	57.2
2000	587	20	527	2	27	3	3	0	1	2	2	0	0	315	53.7	162	27.6	74	12.6	51.2	58.7
2100	458	9	428	0	16	2	3	0	0	0	0	0	0	275	60	149	32.5	77	16.8	52.7	60.5
2200	425	6	404	0	8	3	1	0	2	1	0	0	0	268	63.1	147	34.6	56	13.2	52.5	59.4
2300	267	7	246	0	9	1	0	0	0	1	3	0	0	191	71.5	124	46.4	74	27.7	54.8	63.4
07-19	18291	299	15922	104	990	96	143	10	152	307	219	22	27	4608	25.2	1784	9.8	570	3.1	41.8	52.6
06-22	21055	374	18371	117	1121	108	159	10	170	324	250	24	27	6128	29.1	2608	12.4	932	4.4	43	53.6
06-00	21747	387	19021	117	1138	112	160	10	172	326	253	24	27	6587	30.3	2879	13.2	1062	4.9	43.3	54
00-00	22235	396	19432	117	1164	119	161	10	179	341	265	24	27	6988	31.4	3185	14.3	1251	5.6	43.6	54.4

Site B
Location R131, west of JTC Site 3
Direction Eastbound/Westbound

7352 / Ringsend
April 2017
Automatic Traffic Count

Thursday, 06 April 2017

Time	Total	Speed Bins (km/h)																												
		0 - 5	5 - 10	10 - 15	15 - 20	20 - 25	25 - 30	30 - 35	35 - 40	40 - 45	45 - 50	50 - 55	55 - 60	60 - 65	65 - 70	70 - 75	75 - 80	80 - 85	85 - 90	90 - 95	95 - 100	100 - 105	105 - 110	110 - 115	115 - 120	120 - 125	125 - 130	130 - 135	135 - 140
0000	83	0	0	0	0	1	1	0	0	3	12	14	27	19	2	3	1	0	0	0	0	0	0	0	0	0	0	0	0	0
0100	34	0	0	0	0	0	0	0	0	0	5	9	6	5	8	0	0	0	1	0	0	0	0	0	0	0	0	0	0	0
0200	16	0	0	0	0	0	0	0	0	2	4	2	4	2	1	1	0	0	0	0	0	0	0	0	0	0	0	0	0	0
0300	29	0	0	0	0	0	0	0	0	1	1	6	3	9	4	3	1	1	0	0	0	0	0	0	0	0	0	0	0	0
0400	97	0	0	0	0	0	0	0	0	0	13	18	23	26	6	6	4	1	0	0	0	0	0	0	0	0	0	0	0	0
0500	229	0	0	0	1	1	0	0	1	4	37	46	54	37	29	14	1	2	0	2	0	0	0	0	0	0	0	0	0	0
0600	730	0	0	1	4	12	3	21	29	55	150	170	161	70	31	9	12	1	1	0	0	0	0	0	0	0	0	0	0	0
0700	1889	0	1	15	55	84	145	142	235	447	438	206	71	34	11	1	4	0	0	0	0	0	0	0	0	0	0	0	0	0
0800	1993	1	1	2	37	74	97	173	287	544	484	229	46	8	7	0	0	0	0	0	0	0	0	0	0	0	0	0	0	3
0900	1632	0	0	3	9	26	91	70	214	343	457	270	109	25	12	1	1	1	0	0	0	0	0	0	0	0	0	0	0	0
1000	1463	0	0	4	10	24	22	78	110	295	433	331	109	38	6	2	1	0	0	0	0	0	0	0	0	0	0	0	0	0
1100	1242	0	2	1	10	3	15	50	136	253	311	236	161	46	10	3	4	1	0	0	0	0	0	0	0	0	0	0	0	0
1200	1330	0	0	1	15	16	41	47	151	242	353	279	114	52	14	4	1	0	0	0	0	0	0	0	0	0	0	0	0	0
1300	1304	0	0	2	5	8	35	92	103	240	329	272	149	47	15	6	1	0	0	0	0	0	0	0	0	0	0	0	0	0
1400	1307	0	0	0	1	12	24	36	124	269	319	277	171	40	21	8	3	2	0	0	0	0	0	0	0	0	0	0	0	0
1500	1572	0	7	12	15	53	97	201	236	335	286	202	90	22	9	3	0	3	0	0	1	0	0	0	0	0	0	0	0	0
1600	1574	4	48	148	221	236	98	63	106	145	222	200	53	21	3	5	1	0	0	0	0	0	0	0	0	0	0	0	0	0
1700	1608	0	37	141	209	297	158	187	96	100	151	152	52	22	2	4	0	0	0	0	0	0	0	0	0	0	0	0	0	0
1800	1377	1	46	104	217	171	55	49	79	132	223	170	89	28	8	2	1	0	0	2	0	0	0	0	0	0	0	0	0	0
1900	989	0	1	0	8	11	13	25	62	145	249	247	141	61	21	4	1	0	0	0	0	0	0	0	0	0	0	0	0	0
2000	587	0	0	1	2	1	0	3	30	72	163	153	88	45	17	7	4	0	0	1	0	0	0	0	0	0	0	0	0	0
2100	458	0	0	0	0	2	0	1	10	34	136	126	72	44	24	6	2	1	0	0	0	0	0	0	0	0	0	0	0	0
2200	425	0	0	1	0	1	0	0	8	42	105	121	91	35	13	6	2	0	0	0	0	0	0	0	0	0	0	0	0	0
2300	267	0	0	0	0	0	2	0	8	21	45	67	50	45	16	8	4	0	1	0	0	0	0	0	0	0	0	0	0	0
07-19	18291	6	142	433	804	1004	878	1188	1877	3345	4006	2824	1214	383	118	39	17	7	0	2	1	0	0	0	0	0	0	0	0	3
06-22	21055	6	143	435	818	1030	894	1238	2008	3651	4704	3520	1676	603	211	65	36	9	1	3	1	0	0	0	0	0	0	0	0	3
06-00	21747	6	143	436	818	1031	896	1238	2024	3714	4854	3708	1817	683	240	79	42	9	2	3	1	0	0	0	0	0	0	0	0	3
00-00	22235	6	143	436	819	1033	897	1238	2025	3724	4926	3803	1934	781	290	106	49	13	3	5	1	0	0	0	0	0	0	0	0	3

Site B
Location R131, west of JTC Site 3
Direction Eastbound/Westbound

7352 / Ringsend
April 2017
Automatic Traffic Count

Friday, 07 April 2017

Time	Total	Classification												>PSL	>PSL%	>SL1	>SL1%	>SL2	>SL2%	Mean	Vpp
		1	2	3	4	5	6	7	8	9	10	11	12	50	50	55	55	60	60		85
		MCL	SV	SVT	TB2	TB3	T4	ART3	ART4	ART5	ART6	BD	DRT			+5kph	+5kph	+10kph	+10kph		
0000	136	1	126	0	6	2	0	0	1	0	0	0	0	111	81.6	76	55.9	40	29.4	56.8	64.1
0100	49	0	45	0	2	0	0	0	1	0	1	0	0	37	75.5	24	49	16	32.7	55.9	64.8
0200	17	1	12	0	2	0	0	0	2	0	0	0	0	11	64.7	8	47.1	5	29.4	52.2	61.6
0300	26	1	21	0	2	0	0	0	1	1	0	0	0	22	84.6	16	61.5	12	46.2	59	68
0400	99	1	78	0	7	1	2	0	6	2	2	0	0	86	86.9	56	56.6	38	38.4	58.7	66.2
0500	206	3	157	0	15	3	4	0	6	8	10	0	0	155	75.2	111	53.9	69	33.5	55.8	64.8
0600	714	18	581	4	43	4	6	0	7	29	22	0	0	451	63.2	261	36.6	99	13.9	52.5	59.4
0700	1768	34	1551	17	100	6	13	1	10	16	12	5	3	257	14.5	74	4.2	18	1	38.6	49.7
0800	1702	52	1478	11	88	12	10	0	13	18	15	2	3	310	18.2	117	6.9	49	2.9	40.5	50.8
0900	1380	17	1182	5	89	5	7	0	13	36	23	1	2	510	37	187	13.6	62	4.5	47.6	54.4
1000	1290	15	1046	5	119	10	8	1	13	45	22	4	2	394	30.5	139	10.8	42	3.3	46.4	53.3
1100	1183	12	967	4	98	7	13	1	14	37	24	1	5	440	37.2	190	16.1	70	5.9	47.9	55.1
1200	1314	14	1110	5	102	3	12	1	13	31	21	2	0	339	25.8	121	9.2	35	2.7	41.2	52.6
1300	1438	17	1246	4	89	7	6	4	15	23	20	4	3	388	27	165	11.5	54	3.8	39.2	53.3
1400	1394	21	1164	11	94	5	11	0	31	28	24	1	4	573	41.1	266	19.1	106	7.6	45.6	56.2
1500	1428	22	1219	10	91	9	18	2	9	19	22	3	4	313	21.9	126	8.8	42	2.9	36.6	51.8
1600	1635	26	1483	16	49	12	17	4	7	11	6	3	1	218	13.3	69	4.2	24	1.5	30.9	48.6
1700	1651	51	1496	12	57	6	10	0	4	7	6	1	1	411	24.9	160	9.7	48	2.9	40	53.3
1800	1245	32	1138	13	39	6	10	0	1	1	4	1	0	494	39.7	232	18.6	73	5.9	46.7	55.8
1900	1084	14	1013	6	37	4	2	1	0	3	3	1	0	458	42.3	222	20.5	80	7.4	47.9	56.9
2000	554	15	510	5	14	4	2	1	2	1	0	0	0	283	51.1	138	24.9	49	8.8	50.1	57.2
2100	433	9	402	1	16	1	1	0	0	1	2	0	0	231	53.3	120	27.7	58	13.4	50.6	59.4
2200	348	5	328	1	9	0	1	0	1	1	2	0	0	235	67.5	139	39.9	59	17	53.4	60.1
2300	255	3	245	0	4	0	0	0	1	1	1	0	0	191	74.9	122	47.8	61	23.9	55.2	61.9
07-19	17428	313	15080	113	1015	88	135	14	143	272	199	28	28	4647	26.7	1846	10.6	623	3.6	41.3	53.3
06-22	20213	369	17586	129	1125	101	146	16	152	306	226	29	28	6070	30	2587	12.8	909	4.5	42.5	54
06-00	20816	377	18159	130	1138	101	147	16	154	308	229	29	28	6496	31.2	2848	13.7	1029	4.9	42.9	54.4
00-00	21349	384	18598	130	1172	107	153	16	171	319	242	29	28	6918	32.4	3139	14.7	1209	5.7	43.2	54.7

Site B
Location R131, west of JTC Site 3
Direction Eastbound/Westbound

7352 / Ringsend
April 2017
Automatic Traffic Count

Friday, 07 April 2017

Time	Total	Speed Bins (km/h)																											
		0 - 5	5 - 10	10 - 15	15 - 20	20 - 25	25 - 30	30 - 35	35 - 40	40 - 45	45 - 50	50 - 55	55 - 60	60 - 65	65 - 70	70 - 75	75 - 80	80 - 85	85 - 90	90 - 95	95 - 100	100 - 105	105 - 110	110 - 115	115 - 120	120 - 125	125 - 130	130 - 135	135 - 140
0000	136	0	0	0	0	0	0	0	0	4	21	35	36	24	11	3	0	1	0	1	0	0	0	0	0	0	0	0	0
0100	49	0	0	0	0	0	0	0	2	0	10	13	8	8	6	1	1	0	0	0	0	0	0	0	0	0	0	0	0
0200	17	0	0	0	1	0	0	0	0	4	1	3	3	2	3	0	0	0	0	0	0	0	0	0	0	0	0	0	0
0300	26	0	0	0	0	0	0	0	1	2	1	6	4	6	2	1	2	1	0	0	0	0	0	0	0	0	0	0	0
0400	99	0	0	0	0	0	0	0	0	4	9	30	18	16	9	9	1	1	1	1	0	0	0	0	0	0	0	0	0
0500	206	0	0	0	0	1	0	3	5	19	23	44	42	37	20	10	1	0	0	0	0	1	0	0	0	0	0	0	0
0600	714	0	0	1	1	3	4	5	33	52	164	190	162	68	18	6	3	2	0	0	0	0	2	0	0	0	0	0	0
0700	1768	0	3	46	84	123	150	173	280	328	324	183	56	14	2	0	1	0	1	0	0	0	0	0	0	0	0	0	0
0800	1702	0	3	37	51	113	160	159	208	310	351	193	68	20	13	5	1	0	1	8	0	0	1	0	0	0	0	0	0
0900	1380	0	0	0	2	6	17	40	139	259	407	323	125	42	17	2	1	0	0	0	0	0	0	0	0	0	0	0	0
1000	1290	0	0	3	7	10	32	52	96	285	411	255	97	27	11	1	1	1	0	0	1	0	0	0	0	0	0	0	0
1100	1183	1	0	0	0	12	10	53	101	204	362	250	120	56	7	2	1	0	0	0	0	0	0	0	0	0	4	0	0
1200	1314	1	44	84	47	42	22	52	120	213	350	218	86	24	8	3	0	0	0	0	0	0	0	0	0	0	0	0	0
1300	1438	0	41	69	114	102	96	70	119	178	261	223	111	35	13	3	2	0	1	0	0	0	0	0	0	0	0	0	0
1400	1394	0	25	50	21	38	18	52	112	181	324	307	160	73	30	2	1	0	0	0	0	0	0	0	0	0	0	0	0
1500	1428	3	17	105	115	173	132	88	84	171	227	187	84	31	9	1	1	0	0	0	0	0	0	0	0	0	0	0	0
1600	1635	3	59	167	312	154	158	167	84	133	180	149	45	16	5	1	0	1	1	0	0	0	0	0	0	0	0	0	0
1700	1651	1	14	35	100	139	111	149	190	210	291	251	112	35	9	4	0	0	0	0	0	0	0	0	0	0	0	0	0
1800	1245	0	0	4	6	32	42	59	122	223	263	262	159	59	11	2	0	0	0	0	0	0	0	0	0	0	1	0	0
1900	1084	0	1	0	5	14	26	57	83	144	296	236	142	56	18	5	1	0	0	0	0	0	0	0	0	0	0	0	0
2000	554	0	0	0	1	5	2	9	35	75	144	145	89	29	10	9	0	1	0	0	0	0	0	0	0	0	0	0	0
2100	433	0	0	2	1	0	6	9	26	56	102	111	62	40	11	4	2	1	0	0	0	0	0	0	0	0	0	0	0
2200	348	0	0	0	0	1	0	1	7	32	72	96	80	41	12	4	1	1	0	0	0	0	0	0	0	0	0	0	0
2300	255	0	0	0	0	1	0	0	3	9	51	69	61	35	20	3	2	1	0	0	0	0	0	0	0	0	0	0	0
07-19	17428	9	206	600	859	944	948	1114	1655	2695	3751	2801	1223	432	135	26	9	2	4	8	1	0	1	0	0	0	5	0	0
06-22	20213	9	207	603	867	966	986	1194	1832	3022	4457	3483	1678	625	192	50	15	6	4	8	1	0	3	0	0	0	5	0	0
06-00	20816	9	207	603	867	968	986	1195	1842	3063	4580	3648	1819	701	224	57	18	8	4	8	1	0	3	0	0	0	5	0	0
00-00	21349	9	207	603	868	969	986	1198	1850	3096	4645	3779	1930	794	275	81	23	11	5	10	1	1	3	0	0	0	5	0	0

Site B
Location R131, west of JTC Site 3
Direction Eastbound/Westbound

7352 / Ringsend
April 2017
Automatic Traffic Count

Virtual Day (7)

Time	Total	Classification												>PSL	>PSL%	>SL1	>SL1%	>SL2	>SL2%	Mean	Vpp
		1	2	3	4	5	6	7	8	9	10	11	12	50	50	55	55	60	60		85
		MCL	SV	SVT	TB2	TB3	T4	ART3	ART4	ART5	ART6	BD	DRT			+5kph	+5kph	+10kph	+10kph		
0000	115	2	105	0	6	1	0	0	1	0	0	0	0	87	75.3	62	53.5	35	30.4	55.9	64.1
0100	53	0	48	0	3	0	0	0	1	0	0	0	0	42	79.7	29	55.7	18	34.9	56.6	65.5
0200	18	0	15	0	2	0	0	0	1	0	0	0	0	14	73.6	11	62	7	39.5	57.1	65.9
0300	23	1	18	0	2	0	0	0	1	1	0	0	0	19	84.4	15	66.3	10	43.1	59.5	68.8
0400	83	0	70	0	5	0	0	0	3	2	1	0	0	70	84.1	52	62.9	33	40.1	58.6	66.6
0500	186	4	149	0	11	2	1	0	5	7	7	0	0	150	80.6	108	58	62	33.1	56.9	65.2
0600	571	16	460	2	36	4	3	0	10	21	18	1	0	342	59.9	197	34.5	91	15.9	52	60.1
0700	1435	31	1249	12	78	9	9	1	10	17	16	2	3	296	20.6	121	8.4	49	3.4	42.3	51.5
0800	1511	40	1323	13	74	7	8	0	10	17	14	3	2	297	19.7	116	7.7	44	2.9	41.8	51.1
0900	1367	25	1187	8	80	9	7	1	8	23	15	1	2	479	35	197	14.4	68	5	46.5	54.7
1000	1219	19	1035	5	86	7	7	1	12	25	17	2	1	461	37.8	192	15.8	62	5	47.3	55.1
1100	1138	17	956	5	78	7	12	0	12	29	18	1	2	449	39.4	198	17.4	64	5.6	47.6	55.4
1200	1204	19	1026	5	78	7	9	0	12	27	18	1	2	458	38.1	191	15.8	66	5.5	46.2	55.1
1300	1305	15	1146	5	69	5	7	1	12	24	18	2	2	423	32.4	180	13.8	54	4.2	44.6	54.4
1400	1243	16	1068	8	70	6	8	0	16	29	20	1	2	430	34.6	189	15.2	63	5.1	44.8	54.7
1500	1356	20	1189	7	71	7	10	1	12	21	14	2	2	403	29.8	177	13.1	61	4.5	43.9	54
1600	1443	23	1309	11	50	10	8	1	6	12	8	2	3	313	21.7	123	8.5	42	2.9	36.8	51.8
1700	1492	35	1369	13	42	8	8	1	3	5	6	1	1	285	19.1	114	7.7	38	2.5	35.8	51.5
1800	1243	29	1150	9	34	5	6	1	1	2	4	1	1	406	32.7	183	14.8	63	5.1	42	54.7
1900	907	18	849	5	26	3	2	0	1	1	2	0	0	440	48.5	222	24.5	86	9.5	49.4	57.6
2000	556	15	515	3	16	2	1	0	1	2	1	0	0	311	55.8	167	30	69	12.4	51.2	59
2100	411	8	386	1	10	2	1	0	1	2	1	0	0	239	58.2	124	30.2	54	13.2	51.7	59
2200	339	7	320	0	7	1	1	0	2	1	1	0	0	217	64	127	37.4	59	17.4	53	60.5
2300	212	4	198	0	6	1	0	0	1	1	1	0	0	149	70.2	94	44.5	49	23	54.6	62.6
07-19	15957	290	14007	101	809	88	99	7	115	232	168	18	24	4701	29.5	1983	12.4	673	4.2	43.1	54
06-22	18403	347	16218	112	897	99	106	7	127	257	189	20	25	6033	32.8	2692	14.6	973	5.3	44.1	54.7
06-00	18954	357	16735	112	910	101	107	7	130	259	190	20	25	6399	33.8	2914	15.4	1081	5.7	44.4	55.1
00-00	19432	365	17140	113	939	105	109	7	141	270	200	20	25	6780	34.9	3191	16.4	1246	6.4	44.7	55.4

Site B
Location R131, west of JTC Site 3
Direction Eastbound/Westbound

7352 / Ringsend
April 2017
Automatic Traffic Count

Virtual Day (7)

Time	Total	Speed Bins (km/h)																												
		0 - 5	5 - 10	10 - 15	15 - 20	20 - 25	25 - 30	30 - 35	35 - 40	40 - 45	45 - 50	50 - 55	55 - 60	60 - 65	65 - 70	70 - 75	75 - 80	80 - 85	85 - 90	90 - 95	95 - 100	100 - 105	105 - 110	110 - 115	115 - 120	120 - 125	125 - 130	130 - 135	135 - 140
0000	115	0	0	0	0	0	0	0	2	7	18	25	27	20	8	4	1	1	0	0	0	0	0	0	0	0	0	0	0
0100	53	0	0	0	0	0	0	0	2	2	7	13	11	9	6	2	1	0	0	0	0	0	0	0	0	0	0	0	0
0200	18	0	0	0	0	0	0	0	0	1	3	2	4	4	2	1	0	0	0	0	0	0	0	0	0	0	0	0	0
0300	23	0	0	0	0	0	0	0	0	2	2	4	5	4	3	1	1	1	0	0	0	0	0	0	0	0	0	0	0
0400	83	0	0	0	0	0	0	0	0	2	11	18	19	17	8	5	2	1	0	0	0	0	0	0	0	0	0	0	0
0500	186	0	0	0	0	1	0	1	1	8	25	42	46	32	18	8	2	1	0	0	0	0	0	0	0	0	0	0	0
0600	571	0	0	0	3	5	5	8	19	57	132	145	106	54	21	8	5	1	1	0	0	0	0	0	0	0	0	0	0
0700	1435	0	1	10	32	61	92	119	191	306	328	175	72	29	14	2	2	1	0	0	0	0	0	0	0	0	0	0	0
0800	1511	0	2	15	39	69	104	131	196	330	327	181	72	26	11	4	0	1	0	1	0	0	0	0	0	0	0	0	0
0900	1367	0	0	3	8	19	43	60	131	258	367	282	128	46	17	4	1	0	0	0	0	0	0	0	0	0	0	0	0
1000	1219	0	0	2	6	17	28	48	82	229	345	269	131	43	14	3	1	0	0	0	0	0	0	0	0	0	0	0	0
1100	1138	0	0	1	5	11	24	40	96	195	316	250	134	48	11	4	1	0	0	0	0	0	0	0	0	0	1	0	0
1200	1204	0	6	15	17	18	25	50	113	201	299	268	125	48	13	4	1	0	0	0	0	0	0	0	0	0	0	0	0
1300	1305	0	7	18	30	35	41	74	141	226	310	243	126	37	11	5	1	0	0	0	0	0	0	0	0	0	0	0	0
1400	1243	0	9	30	25	33	36	69	123	204	284	241	126	41	16	5	1	0	0	0	0	0	0	0	0	0	0	0	0
1500	1356	0	4	20	26	42	67	101	150	239	304	226	116	42	14	3	1	1	1	0	0	0	0	0	0	0	0	0	0
1600	1443	1	27	90	142	144	113	101	124	162	226	190	81	30	8	3	1	0	0	0	0	0	0	0	0	0	0	0	0
1700	1492	1	25	83	142	168	151	140	136	156	204	171	77	27	7	3	0	0	0	0	0	0	0	0	0	0	0	0	0
1800	1243	0	12	44	83	78	52	61	98	170	238	223	121	45	12	4	1	0	0	1	1	0	0	0	0	0	0	0	0
1900	907	0	0	0	4	8	12	22	61	131	228	218	136	59	19	5	2	0	0	0	0	0	0	0	0	0	0	0	0
2000	556	0	0	1	1	3	3	8	22	69	139	144	98	45	14	7	2	0	0	1	0	0	0	0	0	0	0	0	0
2100	411	0	0	0	1	1	2	3	14	46	105	115	70	35	13	4	2	1	0	0	0	0	0	0	0	0	0	0	0
2200	339	0	0	0	0	1	1	1	9	37	73	90	68	34	15	6	2	1	0	0	0	0	0	0	0	0	0	0	0
2300	212	0	0	0	0	0	0	0	4	15	44	54	46	28	13	5	2	1	0	0	0	0	0	0	0	0	0	0	0
07-19	15957	5	94	331	555	695	776	994	1582	2676	3548	2719	1309	460	147	43	10	4	3	2	1	0	0	0	0	0	1	0	0
06-22	18403	5	95	333	564	711	798	1035	1698	2979	4151	3341	1719	653	214	66	21	7	4	4	1	0	1	0	0	0	1	0	0
06-00	18954	5	95	333	565	712	800	1036	1711	3030	4268	3486	1832	715	242	77	25	8	5	4	1	0	1	0	0	0	1	0	0
00-00	19432	5	95	333	565	714	800	1038	1717	3052	4333	3589	1945	801	287	99	33	11	6	5	2	1	1	0	0	0	1	0	0

Site B
Location R131, west of JTC Site 3
Direction Eastbound/Westbound

7352 / Ringsend
April 2017
Automatic Traffic Count

Virtual Week (1)

Time	Total	Classification												>PSL	>PSL%	>SL1	>SL1%	>SL2	>SL2%	Mean	Vpp
		1	2	3	4	5	6	7	8	9	10	11	12	50	50	55	55	60	60		85
		MCL	SV	SVT	TB2	TB3	T4	ART3	ART4	ART5	ART6	BD	DRT			+5kph	+5kph	+10kph	+10kph		
Mon	20385	400	17543	112	1112	145	104	6	197	421	274	34	37	6864	33.7	3097	15.2	1164	5.7	44.5	55.1
Tue	21407	437	18510	162	1128	149	112	7	201	368	282	24	27	6849	32	3157	14.7	1243	5.8	44.8	54.7
Wed	21967	407	19200	139	1102	143	120	7	170	345	265	21	48	6785	30.9	3068	14	1180	5.4	43.4	54.4
Thu	22235	396	19432	117	1164	119	161	10	179	341	265	24	27	6988	31.4	3185	14.3	1251	5.6	43.6	54.4
Fri	21349	384	18598	130	1172	107	153	16	171	319	242	29	28	6918	32.4	3139	14.7	1209	5.7	43.2	54.7
| Sat	15554	191	14361	75	618	45	66	4	53	79	55	4	3	6270	40.3	3179	20.4	1249	8	45.9	56.5
| Sun	13128	343	12335	53	274	24	44	0	16	16	17	2	4	6789	51.7	3513	26.8	1429	10.9	49.6	58
5 Day Ave.	21469	405	18657	132	1136	133	130	9	184	359	266	26	33	6881	32.1	3129	14.6	1209	5.6	43.9	54.7
7 Day Ave.	19432	365	17140	113	939	105	109	7	141	270	200	20	25	6780	34.9	3191	16.4	1246	6.4	44.7	55.4
--	136025	2558	119979	788	6570	732	760	50	987	1889	1400	138	174	47463	34.9	22338	16.4	8725	6.4	44.7	55.4

Summary Graphs

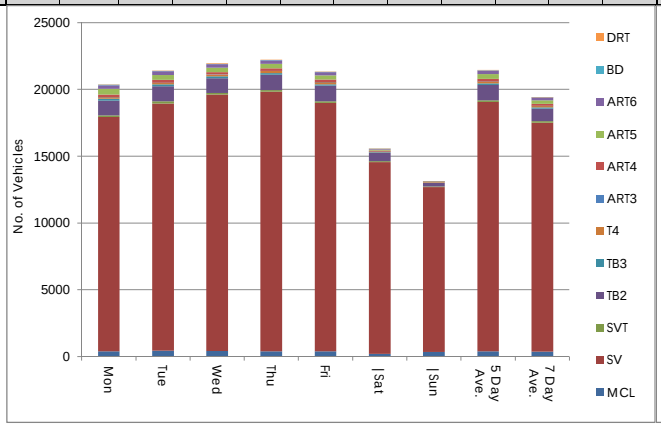

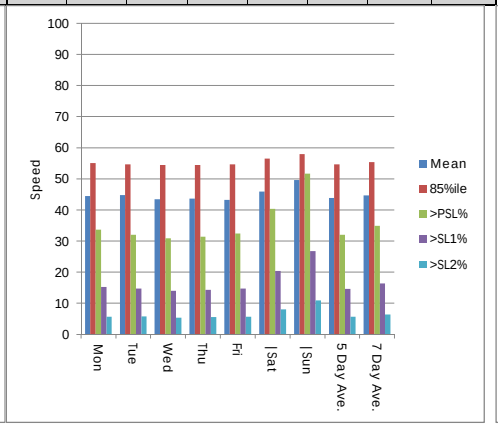

Site B
Location R131, west of JTC Site 3
Direction Eastbound/Westbound

7352 / Ringsend
April 2017
Automatic Traffic Count

Virtual Week (1)

Time	Total	Speed Bins (km/h)																											
		0 - 5	5 - 10	10 - 15	15 - 20	20 - 25	25 - 30	30 - 35	35 - 40	40 - 45	45 - 50	50 - 55	55 - 60	60 - 65	65 - 70	70 - 75	75 - 80	80 - 85	85 - 90	90 - 95	95 - 100	100 - 105	105 - 110	110 - 115	115 - 120	120 - 125	125 - 130	130 - 135	135 - 140
Mon	20385	5	97	269	667	777	827	1002	1744	3377	4756	3767	1933	767	249	82	43	12	4	3	1	0	3	0	0	0	0	0	0
Tue	21407	1	15	129	388	605	1129	1570	2258	3695	4768	3692	1914	778	273	118	41	7	13	5	3	1	0	1	0	3	0	0	0
Wed	21967	7	131	514	799	1010	997	1130	2088	3575	4931	3717	1888	769	262	97	27	11	6	6	1	0	0	1	0	0	0	0	0
Thu	22235	6	143	436	819	1033	897	1238	2025	3724	4926	3803	1934	781	290	106	49	13	3	5	1	0	0	0	0	0	0	0	3
Fri	21349	9	207	603	868	969	986	1198	1850	3096	4645	3779	1930	794	275	81	23	11	5	10	1	1	3	0	0	0	5	0	0
| Sat	15554	4	70	350	337	423	529	790	1242	2193	3346	3091	1930	792	323	91	23	9	5	4	1	1	0	0	0	0	0	0	0
| Sun	13128	0	0	29	79	180	236	338	812	1707	2958	3276	2084	924	338	118	23	14	4	1	6	1	0	0	0	0	0	0	0
5 Day Ave.	21469	6	119	390	708	879	967	1228	1993	3493	4805	3752	1920	778	270	97	37	11	6	6	1	0	1	0	0	1	1	0	1
7 Day Ave.	19432	5	95	333	565	714	800	1038	1717	3052	4333	3589	1945	801	287	99	33	11	6	5	2	1	1	0	0	0	1	0	0
--	136025	32	663	2330	3957	4997	5601	7266	12019	21367	30330	25125	13613	5605	2010	693	229	77	40	34	14	4	6	2	0	3	5	0	3

Summary Graphs

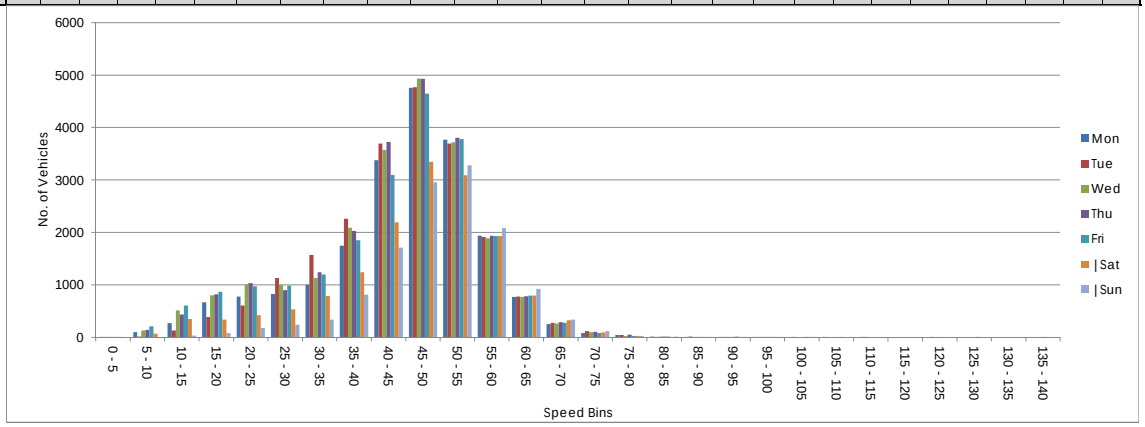

Site No.	Location.	Direction.	Speed Limit - PSL (km/h)	Start Date.	End Date.	Total Vehicles.	5 Day Ave.	7 Day Ave.	No. > Speed Limit.	%. > Speed Limit.	No. > Speed Limit1 (+5km/h).	%. > Speed Limit1 (+5km/h).	No. > Speed Limit1 (+10km/h).	%. > Speed Limit1 (+10km/h).	Mean Speed	85%ile Speed
C	R131, south of JTC Site 3	Northbound	50	Saturday, 01 April 2017	Friday, 07 April 2017	66373	10316	9482	8483	12.8	2496	3.8	741	1.1	39.9	49.0
		Southbound	50	Saturday, 01 April 2017	Friday, 07 April 2017	69901	10758	9986	7376	10.6	1929	2.8	494	0.7	40.8	48.6
		Northbound/Southbound	50	Saturday, 01 April 2017	Friday, 07 April 2017	136274	21074	19468	15859	11.6	4425	3.2	1235	0.9	40.4	48.6

Site C
Location R131, south of JTC Site 3
Direction Northbound

7352 / Ringsend
April 2017
Automatic Traffic Count

Saturday, 01 April 2017

Time	Total	Classification												>PSL	>PSL%	>SL1	>SL1%	>SL2	>SL2%	Mean	Vpp
		1	2	3	4	5	6	7	8	9	10	11	12	50	50	55	55	60	60		85
		MCL	SV	SVT	TB2	TB3	T4	ART3	ART4	ART5	ART6	BD	DRT			+5kph	+5kph	+10kph	+10kph		
0000	100	1	90	0	1	7	1	0	0	0	0	0	0	23	23	8	8	3	3	46.3	50.8
0100	50	0	47	0	0	2	1	0	0	0	0	0	0	23	46	10	20	1	2	49.8	55.4
0200	18	0	18	0	0	0	0	0	0	0	0	0	0	9	50	4	22.2	3	16.7	51.5	57.6
0300	22	0	20	0	0	1	1	0	0	0	0	0	0	10	45.5	5	22.7	5	22.7	51.4	61.9
0400	55	0	49	0	1	1	1	0	0	0	3	0	0	28	50.9	9	16.4	4	7.3	50.2	55.1
0500	78	2	64	0	3	5	0	0	0	2	2	0	0	41	52.6	25	32.1	10	12.8	52.4	59
0600	143	5	113	0	5	11	4	0	0	0	5	0	0	56	39.2	20	14	6	4.2	48.6	54.4
0700	230	14	188	0	8	8	11	0	0	0	1	0	0	138	60	47	20.4	21	9.1	51.1	56.5
0800	434	10	361	2	17	21	14	0	0	3	6	0	0	91	21	33	7.6	11	2.5	45.6	51.5
0900	424	5	373	2	11	14	13	0	0	0	2	2	2	91	21.5	22	5.2	10	2.4	45.2	51.1
1000	564	14	488	5	20	13	11	0	0	0	7	2	4	68	12.1	20	3.5	9	1.6	42.4	49
1100	538	20	458	3	13	16	16	0	0	0	7	1	4	38	7.1	9	1.7	7	1.3	42.2	47.2
1200	541	15	461	3	15	20	11	0	1	0	6	2	7	56	10.4	11	2	0	0	41.6	48.6
1300	597	14	539	6	5	19	8	0	0	1	2	1	2	29	4.9	5	0.8	1	0.2	38.6	45.7
1400	484	9	434	0	6	20	8	0	0	0	2	3	2	37	7.6	3	0.6	1	0.2	41	46.8
1500	551	7	488	1	13	22	13	0	0	0	2	2	3	53	9.6	10	1.8	4	0.7	41.8	47.9
1600	524	3	480	1	12	22	3	0	0	0	2	1	0	56	10.7	13	2.5	0	0	43	48.6
1700	869	6	786	5	13	36	12	1	0	0	6	3	1	19	2.2	3	0.3	0	0	29.7	42.5
1800	619	5	567	4	16	15	5	0	0	0	6	0	1	45	7.3	8	1.3	1	0.2	38.4	47.5
1900	387	4	355	1	7	13	3	0	0	1	3	0	0	49	12.7	14	3.6	6	1.6	45.5	49.3
2000	305	6	284	0	4	10	1	0	0	0	0	0	0	76	24.9	16	5.2	2	0.7	46.2	51.1
2100	130	4	114	0	3	5	1	0	0	1	2	0	0	47	36.2	7	5.4	1	0.8	47.6	52.9
2200	148	6	132	0	1	8	0	0	0	1	0	0	0	33	22.3	12	8.1	6	4.1	46.1	51.5
2300	119	1	109	1	2	5	0	0	0	0	0	1	0	39	32.8	11	9.2	3	2.5	49.2	52.9
07-19	6375	122	5623	32	149	226	125	1	1	4	49	17	26	721	11.3	184	2.9	65	1	40.4	48.6
06-22	7340	141	6489	33	168	265	134	1	1	6	59	17	26	949	12.9	241	3.3	80	1.1	41.2	49.3
06-00	7607	148	6730	34	171	278	134	1	1	7	59	18	26	1021	13.4	264	3.5	89	1.2	41.5	49.3
00-00	7930	151	7018	34	176	294	138	1	1	9	64	18	26	1155	14.6	325	4.1	115	1.5	41.8	49.7

Site C
Location R131, south of JTC Site 3
Direction Northbound

7352 / Ringsend
April 2017
Automatic Traffic Count

Saturday, 01 April 2017

Time	Total	Speed Bins (km/h)																											
		0 - 5	5 - 10	10 - 15	15 - 20	20 - 25	25 - 30	30 - 35	35 - 40	40 - 45	45 - 50	50 - 55	55 - 60	60 - 65	65 - 70	70 - 75	75 - 80	80 - 85	85 - 90	90 - 95	95 - 100	100 - 105	105 - 110	110 - 115	115 - 120	120 - 125	125 - 130	130 - 135	135 - 140
0000	100	0	0	0	0	0	1	2	11	32	31	15	5	3	0	0	0	0	0	0	0	0	0	0	0	0	0	0	0
0100	50	0	0	0	0	0	0	2	0	5	20	13	9	0	1	0	0	0	0	0	0	0	0	0	0	0	0	0	0
0200	18	0	0	0	0	0	0	0	0	5	4	5	1	2	0	1	0	0	0	0	0	0	0	0	0	0	0	0	0
0300	22	0	0	0	0	0	0	0	2	1	9	5	0	4	1	0	0	0	0	0	0	0	0	0	0	0	0	0	0
0400	55	0	0	0	0	0	0	0	1	8	18	19	5	4	0	0	0	0	0	0	0	0	0	0	0	0	0	0	0
0500	78	0	0	0	0	0	0	0	1	10	26	16	15	4	3	2	1	0	0	0	0	0	0	0	0	0	0	0	0
0600	143	0	0	0	0	2	1	1	5	26	52	36	14	5	1	0	0	0	0	0	0	0	0	0	0	0	0	0	0
0700	230	0	0	0	0	0	2	0	10	23	57	91	26	12	8	1	0	0	0	0	0	0	0	0	0	0	0	0	0
0800	434	0	0	0	0	3	8	11	43	141	137	58	22	10	1	0	0	0	0	0	0	0	0	0	0	0	0	0	0
0900	424	0	0	1	1	7	10	16	45	149	104	69	12	4	2	0	0	0	0	0	0	4	0	0	0	0	0	0	0
1000	564	0	0	0	10	26	20	28	85	165	162	48	11	6	2	1	0	0	0	0	0	0	0	0	0	0	0	0	0
1100	538	0	0	0	1	3	21	26	120	212	117	29	2	6	0	0	0	0	0	1	0	0	0	0	0	0	0	0	0
1200	541	0	0	1	4	15	11	50	119	152	133	45	11	0	0	0	0	0	0	0	0	0	0	0	0	0	0	0	0
1300	597	0	0	1	22	11	55	64	148	187	80	24	4	1	0	0	0	0	0	0	0	0	0	0	0	0	0	0	0
1400	484	1	0	2	0	1	25	42	118	169	89	34	2	1	0	0	0	0	0	0	0	0	0	0	0	0	0	0	0
1500	551	0	0	2	2	8	25	50	111	154	146	43	6	3	0	1	0	0	0	0	0	0	0	0	0	0	0	0	0
1600	524	0	0	1	1	10	7	25	89	197	138	43	13	0	0	0	0	0	0	0	0	0	0	0	0	0	0	0	0
1700	869	0	35	109	81	73	120	94	162	124	52	16	3	0	0	0	0	0	0	0	0	0	0	0	0	0	0	0	0
1800	619	0	7	25	27	19	46	50	89	174	137	37	7	1	0	0	0	0	0	0	0	0	0	0	0	0	0	0	0
1900	387	0	0	0	1	0	0	2	41	157	137	35	8	2	0	2	0	0	0	0	0	2	0	0	0	0	0	0	0
2000	305	0	0	0	0	1	1	6	30	80	111	60	14	2	0	0	0	0	0	0	0	0	0	0	0	0	0	0	0
2100	130	0	0	0	0	0	0	1	15	19	48	40	6	0	1	0	0	0	0	0	0	0	0	0	0	0	0	0	0
2200	148	0	0	0	1	0	0	2	16	49	47	21	6	5	1	0	0	0	0	0	0	0	0	0	0	0	0	0	0
2300	119	0	0	0	0	0	0	0	9	18	53	28	8	1	0	0	0	0	0	0	0	0	0	2	0	0	0	0	0
07-19	6375	1	42	142	149	176	350	456	1139	1847	1352	537	119	44	13	3	0	0	0	1	0	4	0	0	0	0	0	0	0
06-22	7340	1	42	142	150	179	352	466	1230	2129	1700	708	161	53	15	5	0	0	0	1	0	6	0	0	0	0	0	0	0
06-00	7607	1	42	142	151	179	352	468	1255	2196	1800	757	175	59	16	5	0	0	0	1	0	6	0	2	0	0	0	0	0
00-00	7930	1	42	142	151	179	353	472	1270	2257	1908	830	210	76	21	8	1	0	0	1	0	6	0	2	0	0	0	0	0

Site C
Location R131, south of JTC Site 3
Direction Northbound

7352 / Ringsend
April 2017
Automatic Traffic Count

Sunday, 02 April 2017

Time	Total	Classification												>PSL	>PSL%	>SL1	>SL1%	>SL2	>SL2%	Mean	Vpp
		1	2	3	4	5	6	7	8	9	10	11	12	50	50	55	55	60	60		85
		MCL	SV	SVT	TB2	TB3	T4	ART3	ART4	ART5	ART6	BD	DRT			+5kph	+5kph	+10kph	+10kph		
0000	69	2	62	0	3	1	1	0	0	0	0	0	0	41	59.4	17	24.6	11	15.9	51.4	60.1
0100	46	0	41	0	1	3	1	0	0	0	0	0	0	13	28.3	1	2.2	1	2.2	47	51.1
0200	18	0	16	0	0	2	0	0	0	0	0	0	0	7	38.9	4	22.2	1	5.6	48.8	56.9
0300	19	0	17	0	1	1	0	0	0	0	0	0	0	10	52.6	3	15.8	0	0	51.1	54.4
0400	43	0	42	0	1	0	0	0	0	0	0	0	0	36	83.7	13	30.2	4	9.3	53.9	58.7
0500	53	2	48	0	2	1	0	0	0	0	0	0	0	36	67.9	13	24.5	4	7.5	52.5	58.3
0600	108	1	94	0	3	9	0	0	0	0	1	0	0	59	54.6	22	20.4	8	7.4	49.9	57.6
0700	167	5	149	0	5	5	2	0	0	0	1	0	0	73	43.7	31	18.6	8	4.8	49.3	55.4
0800	191	10	167	0	6	6	0	0	0	0	2	0	0	80	41.9	33	17.3	7	3.7	48.1	55.1
0900	387	25	324	2	10	17	5	0	0	0	4	0	0	109	28.2	43	11.1	8	2.1	45.2	52.6
1000	501	34	421	0	6	23	14	0	0	0	3	0	0	96	19.2	26	5.2	2	0.4	44.5	50.8
1100	534	32	458	1	6	20	11	0	0	0	3	1	2	89	16.7	17	3.2	1	0.2	43.2	50.4
1200	531	25	461	3	5	19	12	0	0	0	3	1	2	83	15.6	23	4.3	5	0.9	43.8	50
1300	623	19	558	2	3	16	17	0	1	1	3	2	1	78	12.5	20	3.2	4	0.6	43.5	49
1400	520	15	459	0	5	21	15	0	0	0	2	1	2	55	10.6	11	2.1	1	0.2	43.9	49
1500	579	18	521	3	4	18	12	0	0	1	0	0	2	73	12.6	19	3.3	3	0.5	44.1	49.3
1600	495	25	441	0	3	14	5	0	0	0	3	4	0	112	22.6	19	3.8	3	0.6	44.8	51.1
1700	515	20	447	2	5	25	7	0	0	0	5	0	4	72	14	18	3.5	4	0.8	44.1	49.7
1800	482	17	417	3	10	17	9	0	1	3	2	2	1	74	15.4	21	4.4	7	1.5	43.6	50
1900	357	5	316	0	9	14	10	0	0	0	3	0	0	43	12	10	2.8	2	0.6	44.3	49
2000	261	4	234	0	5	14	2	0	0	1	1	0	0	50	19.2	9	3.4	4	1.5	45.3	50.8
2100	183	3	164	1	1	8	4	0	0	1	1	0	0	49	26.8	17	9.3	7	3.8	47.8	53.3
2200	122	5	105	0	1	8	1	0	0	0	2	0	0	45	36.9	11	9	2	1.6	47.7	53.6
2300	57	2	48	0	2	4	0	0	0	0	1	0	0	16	28.1	6	10.5	3	5.3	47.8	52.6
07-19	5525	245	4823	16	68	201	109	0	2	5	31	11	14	994	18	281	5.1	53	1	44.3	50.4
06-22	6434	258	5631	17	86	246	125	0	2	7	37	11	14	1195	18.6	339	5.3	74	1.2	44.5	50.8
06-00	6613	265	5784	17	89	258	126	0	2	7	40	11	14	1256	19	356	5.4	79	1.2	44.6	50.8
00-00	6861	269	6010	17	97	266	128	0	2	7	40	11	14	1399	20.4	407	5.9	100	1.5	44.9	51.1

Site C
Location R131, south of JTC Site 3
Direction Northbound

7352 / Ringsend
April 2017
Automatic Traffic Count

Sunday, 02 April 2017

Time	Total	Speed Bins (km/h)																												
		0 - 5	5 - 10	10 - 15	15 - 20	20 - 25	25 - 30	30 - 35	35 - 40	40 - 45	45 - 50	50 - 55	55 - 60	60 - 65	65 - 70	70 - 75	75 - 80	80 - 85	85 - 90	90 - 95	95 - 100	100 - 105	105 - 110	110 - 115	115 - 120	120 - 125	125 - 130	130 - 135	135 - 140
0000	69	0	0	0	0	2	0	0	1	11	14	24	6	7	3	0	0	1	0	0	0	0	0	0	0	0	0	0	0
0100	46	0	0	0	1	0	0	0	1	15	16	12	0	1	0	0	0	0	0	0	0	0	0	0	0	0	0	0	0
0200	18	0	0	0	0	0	0	1	1	2	7	3	3	1	0	0	0	0	0	0	0	0	0	0	0	0	0	0	0
0300	19	0	0	0	0	0	0	0	0	1	8	7	3	0	0	0	0	0	0	0	0	0	0	0	0	0	0	0	0
0400	43	0	0	0	0	0	0	0	0	1	6	23	9	3	1	0	0	0	0	0	0	0	0	0	0	0	0	0	0
0500	53	0	0	0	1	0	0	0	0	1	15	23	9	2	1	1	0	0	0	0	0	0	0	0	0	0	0	0	0
0600	108	0	0	0	1	0	3	1	0	19	25	37	14	5	3	0	0	0	0	0	0	0	0	0	0	0	0	0	0
0700	167	0	0	0	0	3	2	2	1	30	56	42	23	5	3	0	0	0	0	0	0	0	0	0	0	0	0	0	0
0800	191	0	0	0	1	3	3	1	5	42	56	47	26	6	1	0	0	0	0	0	0	0	0	0	0	0	0	0	0
0900	387	0	0	0	1	13	16	10	43	98	97	66	35	6	0	0	0	0	0	0	0	0	2	0	0	0	0	0	0
1000	501	0	0	0	3	17	14	13	49	134	175	70	24	1	0	0	1	0	0	0	0	0	0	0	0	0	0	0	0
1100	534	0	0	1	4	15	16	21	77	180	131	72	16	1	0	0	0	0	0	0	0	0	0	0	0	0	0	0	0
1200	531	0	0	1	4	10	4	19	90	186	134	60	18	4	0	1	0	0	0	0	0	0	0	0	0	0	0	0	0
1300	623	0	1	3	4	4	3	39	84	234	173	58	16	4	0	0	0	0	0	0	0	0	0	0	0	0	0	0	0
1400	520	0	0	0	1	4	5	18	78	189	170	44	10	1	0	0	0	0	0	0	0	0	0	0	0	0	0	0	0
1500	579	0	0	0	3	4	3	26	95	183	192	54	16	2	1	0	0	0	0	0	0	0	0	0	0	0	0	0	0
1600	495	0	0	2	4	5	9	20	46	152	145	93	16	3	0	0	0	0	0	0	0	0	0	0	0	0	0	0	0
1700	515	0	0	0	2	4	3	32	65	161	176	54	14	4	0	0	0	0	0	0	0	0	0	0	0	0	0	0	0
1800	482	0	0	0	2	3	5	30	89	156	123	53	14	5	2	0	0	0	0	0	0	0	0	0	0	0	0	0	0
1900	357	0	0	0	0	0	0	4	62	156	92	33	8	1	0	1	0	0	0	0	0	0	0	0	0	0	0	0	0
2000	261	0	0	0	1	1	1	4	28	91	85	41	5	3	1	0	0	0	0	0	0	0	0	0	0	0	0	0	0
2100	183	0	0	0	1	0	0	0	8	41	84	32	10	6	1	0	0	0	0	0	0	0	0	0	0	0	0	0	0
2200	122	0	0	0	0	0	0	1	11	28	37	34	9	2	0	0	0	0	0	0	0	0	0	0	0	0	0	0	0
2300	57	0	0	0	0	1	0	0	3	16	21	10	3	2	0	0	1	0	0	0	0	0	0	0	0	0	0	0	0
07-19	5525	0	1	7	29	85	83	231	722	1745	1628	713	228	42	7	1	1	0	0	0	0	0	2	0	0	0	0	0	0
06-22	6434	0	1	7	32	86	87	240	820	2052	1914	856	265	57	12	2	1	0	0	0	0	0	2	0	0	0	0	0	0
06-00	6613	0	1	7	32	87	87	241	834	2096	1972	900	277	61	12	2	2	0	0	0	0	0	2	0	0	0	0	0	0
00-00	6861	0	1	7	34	89	87	242	837	2127	2038	992	307	75	17	3	2	1	0	0	0	0	2	0	0	0	0	0	0

Site C
Location R131, south of JTC Site 3
Direction Northbound

7352 / Ringsend
April 2017
Automatic Traffic Count

Monday, 03 April 2017

Time	Total	Classification												>PSL	>PSL%	>SL1	>SL1%	>SL2	>SL2%	Mean	Vpp
		1	2	3	4	5	6	7	8	9	10	11	12	50	50	55	55	60	60		85
		MCL	SV	SVT	TB2	TB3	T4	ART3	ART4	ART5	ART6	BD	DRT			+5kph	+5kph	+10kph	+10kph		
0000	30	2	24	0	0	3	0	0	0	1	0	0	0	17	56.7	9	30	3	10	50.6	58
0100	11	0	10	0	0	0	0	0	0	0	1	0	0	7	63.6	7	63.6	2	18.2	54.4	58.3
0200	12	0	10	0	0	1	1	0	0	0	0	0	0	2	16.7	2	16.7	2	16.7	48.9	48.2
0300	7	1	6	0	0	0	0	0	0	0	0	0	0	1	14.3	0	0	0	0	46.6	-
0400	76	0	65	0	1	3	2	0	0	0	5	0	0	49	64.5	17	22.4	5	6.6	51.4	57.2
0500	183	3	152	1	5	10	3	0	0	0	9	0	0	91	49.7	37	20.2	15	8.2	50.8	56.2
0600	398	21	307	0	13	30	13	0	1	0	12	1	0	132	33.2	33	8.3	9	2.3	46.9	52.9
0700	767	35	644	6	14	23	21	0	1	0	15	4	4	60	7.8	22	2.9	8	1	39.8	47.2
0800	736	34	633	5	22	19	12	0	1	1	7	1	1	52	7.1	11	1.5	3	0.4	38.6	46.4
0900	677	28	567	1	26	29	14	0	2	1	6	1	2	59	8.7	18	2.7	8	1.2	42	48.2
1000	485	12	397	1	20	21	25	0	0	0	7	1	1	76	15.7	18	3.7	4	0.8	43.5	50
1100	500	7	414	2	24	11	34	0	0	0	5	2	1	64	12.8	16	3.2	1	0.2	42.8	49.7
1200	504	11	417	1	21	19	20	0	1	1	7	5	1	51	10.1	10	2	3	0.6	42.4	48.2
1300	539	17	438	3	23	25	20	0	0	1	6	3	3	52	9.6	11	2	3	0.6	40.6	48.2
1400	521	8	431	0	27	26	18	0	2	0	8	1	0	43	8.3	12	2.3	3	0.6	41.8	48.6
1500	683	12	579	5	25	24	23	1	0	1	10	1	2	55	8.1	14	2	5	0.7	39.7	47.2
1600	802	13	734	5	21	13	11	0	1	0	2	0	2	32	4	9	1.1	1	0.1	25.9	41.8
1700	743	18	665	11	27	9	9	2	1	0	0	0	1	5	0.7	0	0	0	0	20.3	30.2
1800	620	17	551	8	7	25	5	0	1	1	4	1	0	79	12.7	17	2.7	3	0.5	42.8	49
1900	519	10	463	3	14	11	9	0	1	2	4	0	2	59	11.4	15	2.9	4	0.8	41.7	48.6
2000	263	4	232	1	7	10	3	0	0	0	5	1	0	55	20.9	18	6.8	5	1.9	45.4	51.8
2100	208	7	186	1	3	6	3	0	0	0	2	0	0	46	22.1	8	3.8	1	0.5	45.7	51.1
2200	171	5	154	0	3	5	2	0	0	0	2	0	0	59	34.5	16	9.4	4	2.3	47.8	52.9
2300	60	3	49	0	4	1	1	0	0	0	2	0	0	21	35	7	11.7	2	3.3	48.5	53.6
07-19	7577	212	6470	48	257	244	212	3	10	6	77	20	18	628	8.3	158	2.1	42	0.6	37.5	47.5
06-22	8965	254	7658	53	294	301	240	3	12	8	100	22	20	920	10.3	232	2.6	61	0.7	38.6	48.2
06-00	9196	262	7861	53	301	307	243	3	12	8	104	22	20	1000	10.9	255	2.8	67	0.7	38.8	48.6
00-00	9515	268	8128	54	307	324	249	3	12	9	119	22	20	1167	12.3	327	3.4	94	1	39.2	49

Site C
Location R131, south of JTC Site 3
Direction Northbound

7352 / Ringsend
April 2017
Automatic Traffic Count

Monday, 03 April 2017

Time	Total	Speed Bins (km/h)																											
		0 - 5	5 - 10	10 - 15	15 - 20	20 - 25	25 - 30	30 - 35	35 - 40	40 - 45	45 - 50	50 - 55	55 - 60	60 - 65	65 - 70	70 - 75	75 - 80	80 - 85	85 - 90	90 - 95	95 - 100	100 - 105	105 - 110	110 - 115	115 - 120	120 - 125	125 - 130	130 - 135	135 - 140
0000	30	0	0	0	0	1	0	0	0	5	7	8	6	3	0	0	0	0	0	0	0	0	0	0	0	0	0	0	0
0100	11	0	0	0	0	0	0	0	0	0	4	0	5	2	0	0	0	0	0	0	0	0	0	0	0	0	0	0	0
0200	12	0	0	0	0	0	0	0	1	1	8	0	0	2	0	0	0	0	0	0	0	0	0	0	0	0	0	0	0
0300	7	0	0	0	0	0	0	0	0	2	4	1	0	0	0	0	0	0	0	0	0	0	0	0	0	0	0	0	0
0400	76	0	0	0	0	0	0	1	5	2	19	32	12	4	1	0	0	0	0	0	0	0	0	0	0	0	0	0	0
0500	183	0	0	0	0	0	0	0	5	21	66	54	22	9	4	2	0	0	0	0	0	0	0	0	0	0	0	0	0
0600	398	0	0	0	2	4	2	4	34	98	122	99	24	6	3	0	0	0	0	0	0	0	0	0	0	0	0	0	0
0700	767	0	2	2	14	30	75	57	171	242	114	38	14	3	1	0	0	0	0	4	0	0	0	0	0	0	0	0	0
0800	736	0	0	2	24	55	27	80	212	168	116	41	8	1	2	0	0	0	0	0	0	0	0	0	0	0	0	0	0
0900	677	0	0	8	10	8	12	31	178	202	169	41	10	5	3	0	0	0	0	0	0	0	0	0	0	0	0	0	0
1000	485	0	0	3	0	2	11	21	88	166	118	58	14	3	1	0	0	0	0	0	0	0	0	0	0	0	0	0	0
1100	500	0	0	0	0	2	16	60	80	153	125	48	15	1	0	0	0	0	0	0	0	0	0	0	0	0	0	0	0
1200	504	0	0	1	0	10	14	28	97	173	130	41	7	3	0	0	0	0	0	0	0	0	0	0	0	0	0	0	0
1300	539	0	0	3	15	13	25	47	123	151	110	41	8	2	0	0	0	0	0	0	1	0	0	0	0	0	0	0	0
1400	521	0	0	2	3	7	15	30	134	171	116	31	9	2	1	0	0	0	0	0	0	0	0	0	0	0	0	0	0
1500	683	0	0	1	17	29	38	57	190	189	107	41	9	5	0	0	0	0	0	0	0	0	0	0	0	0	0	0	0
1600	802	0	47	188	123	77	57	59	89	77	53	23	8	1	0	0	0	0	0	0	0	0	0	0	0	0	0	0	0
1700	743	0	59	179	214	119	52	37	42	29	7	5	0	0	0	0	0	0	0	0	0	0	0	0	0	0	0	0	0
1800	620	0	0	1	3	8	12	41	118	212	146	62	14	3	0	0	0	0	0	0	0	0	0	0	0	0	0	0	0
1900	519	0	0	1	7	29	26	36	66	149	146	44	11	1	2	0	1	0	0	0	0	0	0	0	0	0	0	0	0
2000	263	0	0	0	0	0	2	5	41	87	73	37	13	5	0	0	0	0	0	0	0	0	0	0	0	0	0	0	0
2100	208	0	0	0	1	2	1	4	26	56	72	38	7	1	0	0	0	0	0	0	0	0	0	0	0	0	0	0	0
2200	171	0	0	0	0	0	1	1	14	37	59	43	12	3	1	0	0	0	0	0	0	0	0	0	0	0	0	0	0
2300	60	0	0	0	0	0	0	1	2	12	24	14	5	2	0	0	0	0	0	0	0	0	0	0	0	0	0	0	0
07-19	7577	0	108	390	423	360	354	548	1522	1933	1311	470	116	29	8	0	0	0	0	4	1	0	0	0	0	0	0	0	0
06-22	8965	0	108	391	433	395	385	597	1689	2323	1724	688	171	42	13	0	1	0	0	4	1	0	0	0	0	0	0	0	0
06-00	9196	0	108	391	433	395	386	599	1705	2372	1807	745	188	47	14	0	1	0	0	4	1	0	0	0	0	0	0	0	0
00-00	9515	0	108	391	433	396	386	600	1716	2403	1915	840	233	67	19	2	1	0	0	4	1	0	0	0	0	0	0	0	0

Site C
Location R131, south of JTC Site 3
Direction Northbound

7352 / Ringsend
April 2017
Automatic Traffic Count

Tuesday, 04 April 2017

Time	Total	Classification												>PSL	>PSL%	>SL1	>SL1%	>SL2	>SL2%	Mean	Vpp
		1	2	3	4	5	6	7	8	9	10	11	12	50	50	55	55	60	60		85
		MCL	SV	SVT	TB2	TB3	T4	ART3	ART4	ART5	ART6	BD	DRT			+5kph	+5kph	+10kph	+10kph		
0000	25	0	22	0	1	0	1	0	0	0	1	0	0	13	52	8	32	3	12	49.8	56.2
0100	17	0	13	0	0	1	0	0	2	1	0	0	0	12	70.6	3	17.6	2	11.8	51.9	54.4
0200	9	0	8	0	1	0	0	0	0	0	0	0	0	9	100	6	66.7	1	11.1	55.6	-
0300	16	1	14	0	0	0	0	0	0	1	0	0	0	9	56.3	3	18.8	0	0	50.2	58
0400	76	0	66	0	2	3	2	0	0	2	1	0	0	57	75	30	39.5	10	13.2	53.9	59
0500	169	3	148	0	3	7	3	0	1	1	3	0	0	75	44.4	27	16	7	4.1	49.1	54.7
0600	485	22	400	1	9	27	14	0	1	1	8	1	1	89	18.4	26	5.4	5	1	45.5	50.8
0700	842	33	732	7	19	15	18	0	2	0	8	3	5	69	8.2	21	2.5	9	1.1	39.3	47.5
0800	766	31	668	4	13	24	15	0	0	1	9	0	1	58	7.6	14	1.8	4	0.5	38.8	46.8
0900	670	21	550	1	26	24	26	1	0	1	14	4	2	66	9.9	11	1.6	2	0.3	40.4	48.6
1000	562	17	467	5	26	20	21	0	0	0	3	2	1	65	11.6	19	3.4	1	0.2	43.1	48.6
1100	487	10	399	4	32	19	14	0	0	1	6	2	0	75	15.4	26	5.3	7	1.4	43.4	50
1200	608	9	500	3	35	22	28	0	2	1	7	0	1	53	8.7	19	3.1	11	1.8	41.5	47.9
1300	573	3	471	2	27	25	33	0	0	1	9	0	2	43	7.5	6	1	3	0.5	42	47.9
1400	606	8	516	5	30	20	19	0	2	3	2	1	0	68	11.2	14	2.3	3	0.5	42.3	48.6
1500	716	17	613	3	32	20	16	0	1	1	9	2	2	59	8.2	16	2.2	3	0.4	39.8	47.2
1600	906	11	792	12	43	21	15	0	2	2	4	1	3	15	1.7	12	1.3	6	0.7	30.7	43.2
1700	762	31	645	7	19	30	15	0	0	1	8	2	4	71	9.3	22	2.9	3	0.4	39.6	48.2
1800	640	27	562	5	10	24	3	0	1	2	4	1	1	82	12.8	12	1.9	3	0.5	40.8	49
1900	527	24	450	5	13	17	8	1	0	0	4	2	3	71	13.5	12	2.3	2	0.4	43.1	49
2000	331	14	289	1	7	13	2	0	0	2	3	0	0	49	14.8	14	4.2	8	2.4	44.3	49.7
2100	241	5	215	1	4	12	1	0	1	0	2	0	0	58	24.1	12	5	0	0	46.8	51.8
2200	158	9	138	0	4	4	1	0	0	0	2	0	0	44	27.8	16	10.1	4	2.5	47.2	52.9
2300	67	4	58	0	2	2	1	0	0	0	0	0	0	27	40.3	19	28.4	7	10.4	50.4	58.3
07-19	8138	218	6915	58	312	264	223	1	10	14	83	18	22	724	8.9	192	2.4	55	0.7	39.7	47.5
06-22	9722	283	8269	66	345	333	248	2	12	17	100	21	26	991	10.2	256	2.6	70	0.7	40.5	48.2
06-00	9947	296	8465	66	351	339	250	2	12	17	102	21	26	1062	10.7	291	2.9	81	0.8	40.6	48.2
00-00	10259	300	8736	66	358	350	256	2	15	22	107	21	26	1237	12.1	368	3.6	104	1	41	48.6

Site C
Location R131, south of JTC Site 3
Direction Northbound

7352 / Ringsend
April 2017
Automatic Traffic Count

Tuesday, 04 April 2017

Time	Total	Speed Bins (km/h)																											
		0 - 5	5 - 10	10 - 15	15 - 20	20 - 25	25 - 30	30 - 35	35 - 40	40 - 45	45 - 50	50 - 55	55 - 60	60 - 65	65 - 70	70 - 75	75 - 80	80 - 85	85 - 90	90 - 95	95 - 100	100 - 105	105 - 110	110 - 115	115 - 120	120 - 125	125 - 130	130 - 135	135 - 140
0000	25	0	0	0	0	0	1	1	0	8	2	5	5	1	2	0	0	0	0	0	0	0	0	0	0	0	0	0	0
0100	17	0	0	0	0	0	0	0	1	1	3	9	1	1	1	0	0	0	0	0	0	0	0	0	0	0	0	0	0
0200	9	0	0	0	0	0	0	0	0	0	0	3	5	0	1	0	0	0	0	0	0	0	0	0	0	0	0	0	0
0300	16	0	0	0	0	0	0	0	1	3	3	6	3	0	0	0	0	0	0	0	0	0	0	0	0	0	0	0	0
0400	76	0	0	0	0	0	0	0	0	4	15	27	20	8	1	1	0	0	0	0	0	0	0	0	0	0	0	0	0
0500	169	0	0	0	0	2	0	1	3	31	57	48	20	6	1	0	0	0	0	0	0	0	0	0	0	0	0	0	0
0600	485	0	0	0	3	5	15	11	35	136	191	63	21	2	0	1	0	0	0	0	0	0	0	2	0	0	0	0	0
0700	842	0	2	3	23	62	49	82	174	228	150	48	12	6	0	0	3	0	0	0	0	0	0	0	0	0	0	0	0
0800	766	0	2	12	35	20	33	83	221	185	117	44	10	4	0	0	0	0	0	0	0	0	0	0	0	0	0	0	0
0900	670	0	0	4	11	26	34	67	141	184	137	55	9	2	0	0	0	0	0	0	0	0	0	0	0	0	0	0	0
1000	562	0	0	0	0	4	11	32	98	206	146	46	18	1	0	0	0	0	0	0	0	0	0	0	0	0	0	0	0
1100	487	0	0	3	1	11	14	20	69	160	134	49	19	7	0	0	0	0	0	0	0	0	0	0	0	0	0	0	0
1200	608	0	0	0	8	7	18	76	140	176	130	34	8	4	0	4	0	0	3	0	0	0	0	0	0	0	0	0	0
1300	573	0	0	1	2	4	15	42	116	204	146	37	3	2	0	1	0	0	0	0	0	0	0	0	0	0	0	0	0
1400	606	0	0	1	6	15	19	46	91	197	163	54	11	2	0	1	0	0	0	0	0	0	0	0	0	0	0	0	0
1500	716	0	0	6	24	23	48	62	135	229	130	43	13	2	1	0	0	0	0	0	0	0	0	0	0	0	0	0	0
1600	906	0	20	93	101	99	96	120	142	156	64	3	6	0	3	3	0	0	0	0	0	0	0	0	0	0	0	0	0
1700	762	0	1	4	23	28	64	59	164	224	124	49	19	1	2	0	0	0	0	0	0	0	0	0	0	0	0	0	0
1800	640	0	0	2	6	28	42	64	110	185	121	70	9	2	0	1	0	0	0	0	0	0	0	0	0	0	0	0	0
1900	527	0	0	1	4	9	7	19	103	179	134	59	10	2	0	0	0	0	0	0	0	0	0	0	0	0	0	0	0
2000	331	0	0	0	4	5	10	16	27	113	107	35	6	2	3	0	0	3	0	0	0	0	0	0	0	0	0	0	0
2100	241	0	0	0	0	0	0	0	20	63	100	46	12	0	0	0	0	0	0	0	0	0	0	0	0	0	0	0	0
2200	158	0	0	0	1	1	0	0	6	59	47	28	12	4	0	0	0	0	0	0	0	0	0	0	0	0	0	0	0
2300	67	0	0	0	0	0	0	0	3	14	23	8	12	6	0	0	0	1	0	0	0	0	0	0	0	0	0	0	0
07-19	8138	0	25	129	240	327	443	753	1601	2334	1562	532	137	33	6	10	3	0	3	0	0	0	0	0	0	0	0	0	0
06-22	9722	0	25	130	251	346	475	799	1786	2825	2094	735	186	39	9	11	3	3	3	0	0	0	0	2	0	0	0	0	0
06-00	9947	0	25	130	252	347	475	799	1795	2898	2164	771	210	49	9	11	3	4	3	0	0	0	0	2	0	0	0	0	0
00-00	10259	0	25	130	252	349	476	801	1800	2945	2244	869	264	65	15	12	3	4	3	0	0	0	0	2	0	0	0	0	0

Site C
Location R131, south of JTC Site 3
Direction Northbound

7352 / Ringsend
April 2017
Automatic Traffic Count

Wednesday, 05 April 2017

Time	Total	Classification												>PSL	>PSL%	>SL1	>SL1%	>SL2	>SL2%	Mean	Vpp
		1	2	3	4	5	6	7	8	9	10	11	12	50	50	55	55	60	60		85
		MCL	SV	SVT	TB2	TB3	T4	ART3	ART4	ART5	ART6	BD	DRT			+5kph	+5kph	+10kph	+10kph		
0000	18	1	14	0	2	0	0	0	0	0	1	0	0	11	61.1	4	22.2	1	5.6	51.2	58
0100	10	0	7	0	0	1	1	0	0	1	0	0	0	4	40	1	10	0	0	48.4	-
0200	4	0	4	0	0	0	0	0	0	0	0	0	0	2	50	2	50	1	25	54.8	-
0300	26	1	24	0	0	1	0	0	0	0	0	0	0	24	92.3	13	50	7	26.9	56.8	65.2
0400	80	0	64	0	3	4	3	0	2	0	4	0	0	51	63.8	22	27.5	5	6.3	52	57.2
0500	167	5	141	0	2	11	1	0	0	2	5	0	0	86	51.5	36	21.6	7	4.2	50.2	56.5
0600	510	23	419	0	9	25	18	0	0	0	12	3	1	109	21.4	33	6.5	15	2.9	46.5	51.8
0700	793	30	679	4	13	18	25	0	2	1	11	6	4	71	9	25	3.2	9	1.1	40.6	47.5
0800	805	40	705	4	10	16	18	0	0	0	8	3	1	50	6.2	10	1.2	2	0.2	37.6	45.4
0900	805	20	689	5	26	28	22	0	2	1	6	2	4	48	6	12	1.5	5	0.6	38.5	45.4
1000	627	8	525	3	28	30	24	0	0	1	4	2	2	81	12.9	23	3.7	9	1.4	43.3	48.6
1100	532	9	437	1	33	24	22	0	0	1	4	0	1	70	13.2	22	4.1	7	1.3	43.5	49.3
1200	659	17	561	5	26	25	13	0	1	1	8	1	1	43	6.5	6	0.9	1	0.2	39.8	47.5
1300	706	11	604	3	32	21	28	0	1	1	5	0	0	55	7.8	14	2	3	0.4	40.1	46.8
1400	630	6	535	6	26	26	25	0	0	2	3	0	1	63	10	16	2.5	6	1	41.4	48.2
1500	845	19	706	6	40	29	32	0	2	1	5	5	0	36	4.3	7	0.8	3	0.4	37.3	45.4
1600	702	14	622	3	31	13	11	1	1	2	3	1	0	24	3.4	12	1.7	7	1	26.4	41.8
1700	653	14	600	5	17	6	7	0	0	1	3	0	0	0	0	0	0	0	0	19.1	27.7
1800	710	19	648	8	7	11	13	1	0	0	2	1	0	15	2.1	2	0.3	0	0	22	41.4
1900	509	16	443	0	11	25	5	0	0	0	6	2	1	75	14.7	22	4.3	3	0.6	44.6	49.7
2000	341	6	291	1	9	26	5	0	1	0	1	0	1	62	18.2	16	4.7	4	1.2	45.4	50.4
2100	287	7	258	0	6	14	0	0	1	0	1	0	0	46	16	9	3.1	3	1	45.8	50.4
2200	170	4	155	0	1	9	0	0	0	0	1	0	0	56	32.9	21	12.4	4	2.4	48.1	54.4
2300	75	2	65	0	3	4	0	0	1	0	0	0	0	42	56	17	22.7	10	13.3	51	57.6
07-19	8467	207	7311	53	289	247	240	2	9	12	62	21	14	556	6.6	149	1.8	52	0.6	35.7	46.1
06-22	10114	259	8722	54	324	337	268	2	11	12	82	26	17	848	8.4	229	2.3	77	0.8	37.3	47.5
06-00	10359	265	8942	54	328	350	268	2	12	12	83	26	17	946	9.1	267	2.6	91	0.9	37.6	47.9
00-00	10664	272	9196	54	335	367	273	2	14	15	93	26	17	1124	10.5	345	3.2	112	1.1	38	48.2

Site C
Location R131, south of JTC Site 3
Direction Northbound

7352 / Ringsend
April 2017
Automatic Traffic Count

Wednesday, 05 April 2017

Time	Total	Speed Bins (km/h)																												
		0 - 5	5 - 10	10 - 15	15 - 20	20 - 25	25 - 30	30 - 35	35 - 40	40 - 45	45 - 50	50 - 55	55 - 60	60 - 65	65 - 70	70 - 75	75 - 80	80 - 85	85 - 90	90 - 95	95 - 100	100 - 105	105 - 110	110 - 115	115 - 120	120 - 125	125 - 130	130 - 135	135 - 140
0000	18	0	0	0	0	0	0	0	2	1	4	7	3	0	0	0	1	0	0	0	0	0	0	0	0	0	0	0	0
0100	10	0	0	0	0	0	0	0	0	1	5	3	1	0	0	0	0	0	0	0	0	0	0	0	0	0	0	0	0
0200	4	0	0	0	0	0	0	0	0	0	2	0	1	1	0	0	0	0	0	0	0	0	0	0	0	0	0	0	0
0300	26	0	0	0	0	0	0	0	0	0	2	11	6	2	3	1	1	0	0	0	0	0	0	0	0	0	0	0	0
0400	80	0	0	0	0	0	0	0	1	4	24	29	17	5	0	0	0	0	0	0	0	0	0	0	0	0	0	0	0
0500	167	0	0	0	0	5	0	1	0	22	53	50	29	4	3	0	0	0	0	0	0	0	0	0	0	0	0	0	0
0600	510	0	0	0	1	2	5	8	28	153	204	76	18	11	4	0	0	0	0	0	0	0	0	0	0	0	0	0	0
0700	793	0	0	3	13	32	40	59	179	241	155	46	16	4	3	0	2	0	0	0	0	0	0	0	0	0	0	0	0
0800	805	0	1	4	24	58	70	75	220	216	87	40	8	1	1	0	0	0	0	0	0	0	0	0	0	0	0	0	0
0900	805	0	1	4	18	47	53	88	210	238	98	36	7	4	0	0	0	0	0	0	0	0	1	0	0	0	0	0	0
1000	627	0	0	0	0	7	15	38	102	234	150	58	14	5	1	0	0	0	0	3	0	0	0	0	0	0	0	0	0
1100	532	0	0	0	0	2	9	29	105	182	135	48	15	6	1	0	0	0	0	0	0	0	0	0	0	0	0	0	0
1200	659	0	1	1	24	13	27	60	168	199	123	37	5	0	1	0	0	0	0	0	0	0	0	0	0	0	0	0	0
1300	706	0	1	2	13	29	43	56	163	212	132	41	11	3	0	0	0	0	0	0	0	0	0	0	0	0	0	0	0
1400	630	0	1	5	5	21	25	34	134	213	129	47	10	3	3	0	0	0	0	0	0	0	0	0	0	0	0	0	0
1500	845	0	1	16	43	48	57	65	247	221	111	29	4	3	0	0	0	0	0	0	0	0	0	0	0	0	0	0	0
1600	702	0	30	162	108	60	71	58	71	78	40	12	5	0	6	1	0	0	0	0	0	0	0	0	0	0	0	0	0
1700	653	0	76	189	135	128	46	29	28	17	5	0	0	0	0	0	0	0	0	0	0	0	0	0	0	0	0	0	0
1800	710	0	72	228	142	51	37	26	38	59	42	13	2	0	0	0	0	0	0	0	0	0	0	0	0	0	0	0	0
1900	509	0	0	1	0	5	7	13	71	168	169	53	19	3	0	0	0	0	0	0	0	0	0	0	0	0	0	0	0
2000	341	0	0	0	0	0	0	10	35	125	109	46	12	3	0	1	0	0	0	0	0	0	0	0	0	0	0	0	0
2100	287	0	0	0	1	0	1	2	20	102	115	37	6	3	0	0	0	0	0	0	0	0	0	0	0	0	0	0	0
2200	170	0	0	0	0	0	0	0	7	44	63	35	17	4	0	0	0	0	0	0	0	0	0	0	0	0	0	0	0
2300	75	0	0	0	1	0	0	0	2	14	16	25	7	4	4	1	1	0	0	0	0	0	0	0	0	0	0	0	0
07-19	8467	0	184	614	525	496	493	617	1665	2110	1207	407	97	29	16	1	2	0	0	3	0	0	1	0	0	0	0	0	0
06-22	10114	0	184	615	527	503	506	650	1819	2658	1804	619	152	49	20	2	2	0	0	3	0	0	1	0	0	0	0	0	0
06-00	10359	0	184	615	528	503	506	650	1828	2716	1883	679	176	57	24	3	3	0	0	3	0	0	1	0	0	0	0	0	0
00-00	10664	0	184	615	528	508	506	651	1831	2744	1973	779	233	69	30	4	5	0	0	3	0	0	1	0	0	0	0	0	0

Site C
Location R131, south of JTC Site 3
Direction Northbound

7352 / Ringsend
April 2017
Automatic Traffic Count

Thursday, 06 April 2017

Time	Total	Classification												>PSL	>PSL%	>SL1	>SL1%	>SL2	>SL2%	Mean	Vpp
		1	2	3	4	5	6	7	8	9	10	11	12	50	50	55	55	60	60		85
		MCL	SV	SVT	TB2	TB3	T4	ART3	ART4	ART5	ART6	BD	DRT			+5kph	+5kph	+10kph	+10kph		
0000	25	1	19	0	2	2	1	0	0	0	0	0	0	11	44	3	12	1	4	48	53.3
0100	15	0	14	0	0	1	0	0	0	0	0	0	0	10	66.7	3	20	1	6.7	50.7	55.1
0200	10	0	7	0	0	1	1	0	0	0	1	0	0	5	50	4	40	1	10	51.3	-
0300	21	1	17	0	0	0	0	0	1	0	2	0	0	15	71.4	9	42.9	4	19	53.9	60.1
0400	89	1	78	0	4	2	0	0	0	1	3	0	0	70	78.7	29	32.6	8	9	53.3	57.2
0500	168	4	134	1	2	15	5	0	0	0	7	0	0	80	47.6	23	13.7	8	4.8	49.1	54.4
0600	485	19	404	0	11	23	18	0	0	5	2	2	1	77	15.9	24	4.9	5	1	45.4	50
0700	789	32	681	6	17	19	19	0	2	0	8	3	2	71	9	17	2.2	4	0.5	40.7	48.2
0800	779	30	667	4	15	30	17	0	0	2	9	1	4	39	5	14	1.8	2	0.3	38.8	46.8
0900	639	16	530	5	27	26	19	0	1	1	8	3	3	42	6.6	17	2.7	5	0.8	40.9	46.8
1000	622	13	522	1	28	25	16	0	1	3	8	4	1	42	6.8	5	0.8	1	0.2	41	46.4
1100	594	8	483	3	42	26	23	0	0	0	5	1	3	74	12.5	32	5.4	6	1	42.7	48.6
1200	674	12	574	2	31	26	20	0	0	0	8	0	1	71	10.5	20	3	7	1	40.4	48.6
1300	714	18	604	1	26	28	25	0	0	1	7	1	3	61	8.5	18	2.5	9	1.3	41.5	47.9
1400	695	11	593	4	33	22	19	0	1	1	10	0	1	68	9.8	19	2.7	3	0.4	40.4	47.9
1500	849	11	727	6	42	34	13	0	2	2	10	0	2	49	5.8	12	1.4	3	0.4	37.5	45
1600	694	9	636	8	19	8	7	1	3	0	3	0	0	3	0.4	1	0.1	1	0.1	20.9	33.1
1700	742	13	665	13	34	8	8	0	0	0	1	0	0	7	0.9	1	0.1	1	0.1	20	28.4
1800	668	12	604	7	19	13	8	1	0	0	3	1	0	31	4.6	9	1.3	3	0.4	23.3	41.4
1900	524	15	467	4	12	16	3	0	0	1	5	0	1	72	13.7	15	2.9	3	0.6	43.7	49.7
2000	314	9	277	0	8	16	2	0	0	0	2	0	0	54	17.2	16	5.1	5	1.6	45.7	50.4
2100	248	9	214	0	9	12	1	0	0	0	3	0	0	66	26.6	17	6.9	4	1.6	47.3	52.6
2200	181	5	164	0	3	4	2	0	0	0	2	1	0	40	22.1	10	5.5	4	2.2	46.6	52.2
2300	113	3	98	0	4	5	2	0	0	1	0	0	0	27	23.9	8	7.1	2	1.8	45.5	51.1
07-19	8459	185	7286	60	333	265	194	2	10	10	80	14	20	558	6.6	165	2	45	0.5	35.6	46.4
06-22	10030	237	8648	64	373	332	218	2	10	16	92	16	22	827	8.2	237	2.4	62	0.6	37.1	47.5
06-00	10324	245	8910	64	380	341	222	2	10	17	94	17	22	894	8.7	255	2.5	68	0.7	37.4	47.9
00-00	10652	252	9179	65	388	362	229	2	11	18	107	17	22	1085	10.2	326	3.1	91	0.9	37.8	48.2

Site C
Location R131, south of JTC Site 3
Direction Northbound

7352 / Ringsend
April 2017
Automatic Traffic Count

Thursday, 06 April 2017

Time	Total	Speed Bins (km/h)																											
		0 - 5	5 - 10	10 - 15	15 - 20	20 - 25	25 - 30	30 - 35	35 - 40	40 - 45	45 - 50	50 - 55	55 - 60	60 - 65	65 - 70	70 - 75	75 - 80	80 - 85	85 - 90	90 - 95	95 - 100	100 - 105	105 - 110	110 - 115	115 - 120	120 - 125	125 - 130	130 - 135	135 - 140
0000	25	0	0	0	1	0	0	1	1	2	9	8	2	0	1	0	0	0	0	0	0	0	0	0	0	0	0	0	0
0100	15	0	0	0	0	0	0	0	2	0	3	7	2	1	0	0	0	0	0	0	0	0	0	0	0	0	0	0	0
0200	10	0	0	0	0	0	0	0	1	0	4	1	3	0	1	0	0	0	0	0	0	0	0	0	0	0	0	0	0
0300	21	0	0	0	0	0	0	0	1	2	3	6	5	1	3	0	0	0	0	0	0	0	0	0	0	0	0	0	0
0400	89	0	0	0	0	0	0	0	0	5	14	41	21	3	5	0	0	0	0	0	0	0	0	0	0	0	0	0	0
0500	168	0	0	0	0	1	1	0	11	25	50	57	15	6	2	0	0	0	0	0	0	0	0	0	0	0	0	0	0
0600	485	0	0	0	1	4	5	12	43	149	194	53	19	2	3	0	0	0	0	0	0	0	0	0	0	0	0	0	0
0700	789	0	0	6	16	22	48	55	156	249	166	54	13	1	0	3	0	0	0	0	0	0	0	0	0	0	0	0	0
0800	779	0	2	2	11	53	55	83	188	205	141	25	12	1	0	1	0	0	0	0	0	0	0	0	0	0	0	0	0
0900	639	0	2	1	4	23	46	39	149	197	136	25	12	2	1	0	0	0	0	0	2	0	0	0	0	0	0	0	0
1000	622	0	0	1	2	9	34	65	129	203	137	37	4	1	0	0	0	0	0	0	0	0	0	0	0	0	0	0	0
1100	594	0	0	0	6	7	21	47	117	179	143	42	26	2	1	0	0	0	0	3	0	0	0	0	0	0	0	0	0
1200	674	0	1	7	32	23	41	31	118	203	147	51	13	6	1	0	0	0	0	0	0	0	0	0	0	0	0	0	0
1300	714	0	0	3	10	15	33	59	148	243	142	43	9	4	0	0	0	0	3	0	0	0	0	0	0	0	0	2	0
1400	695	0	0	6	21	21	30	62	157	186	144	49	16	3	0	0	0	0	0	0	0	0	0	0	0	0	0	0	0
1500	849	0	0	4	41	45	78	75	255	219	83	37	9	0	3	0	0	0	0	0	0	0	0	0	0	0	0	0	0
1600	694	0	57	176	152	124	67	36	43	29	7	2	0	1	0	0	0	0	0	0	0	0	0	0	0	0	0	0	0
1700	742	0	54	217	181	124	68	31	29	20	11	6	0	1	0	0	0	0	0	0	0	0	0	0	0	0	0	0	0
1800	668	0	49	226	119	45	29	21	46	70	32	22	6	3	0	0	0	0	0	0	0	0	0	0	0	0	0	0	0
1900	524	0	0	0	1	4	8	15	86	200	138	57	12	2	1	0	0	0	0	0	0	0	0	0	0	0	0	0	0
2000	314	0	0	0	0	2	0	4	32	113	109	38	11	2	2	1	0	0	0	0	0	0	0	0	0	0	0	0	0
2100	248	0	0	0	1	2	0	4	5	62	108	49	13	4	0	0	0	0	0	0	0	0	0	0	0	0	0	0	0
2200	181	0	0	0	0	2	0	1	13	53	72	30	6	3	0	1	0	0	0	0	0	0	0	0	0	0	0	0	0
2300	113	0	0	0	0	0	1	3	22	28	32	19	6	2	0	0	0	0	0	0	0	0	0	0	0	0	0	0	0
07-19	8459	0	165	649	595	511	550	604	1535	2003	1289	393	120	25	6	4	0	0	3	3	2	0	0	0	0	0	0	2	0
06-22	10030	0	165	649	598	523	563	639	1701	2527	1838	590	175	35	12	5	0	0	3	3	2	0	0	0	0	0	0	2	0
06-00	10324	0	165	649	598	525	564	643	1736	2608	1942	639	187	40	12	6	0	0	3	3	2	0	0	0	0	0	0	2	0
00-00	10652	0	165	649	599	526	565	644	1752	2642	2025	759	235	51	24	6	0	0	3	3	2	0	0	0	0	0	0	2	0

Site C
Location R131, south of JTC Site 3
Direction Northbound

7352 / Ringsend
April 2017
Automatic Traffic Count

Friday, 07 April 2017

Time	Total	Classification												>PSL	>PSL%	>SL1	>SL1%	>SL2	>SL2%	Mean	Vpp
		1	2	3	4	5	6	7	8	9	10	11	12	50	50	55	55	60	60		85
		MCL	SV	SVT	TB2	TB3	T4	ART3	ART4	ART5	ART6	BD	DRT			+5kph	+5kph	+10kph	+10kph		
0000	46	1	40	0	2	2	1	0	0	0	0	0	0	22	47.8	8	17.4	3	6.5	46.9	55.4
0100	24	1	19	0	1	2	0	0	0	0	1	0	0	8	33.3	5	20.8	2	8.3	49.6	55.1
0200	12	1	8	0	0	1	0	0	0	1	1	0	0	7	58.3	5	41.7	1	8.3	47.5	55.4
0300	21	2	15	0	2	1	0	0	0	1	0	0	0	16	76.2	8	38.1	4	19	53.4	60.8
0400	78	1	66	0	1	2	1	0	0	2	5	0	0	51	65.4	25	32.1	10	12.8	53.3	59
0500	154	3	123	0	2	12	2	0	1	2	7	2	0	69	44.8	24	15.6	12	7.8	47.9	55.4
0600	448	15	368	0	7	22	20	0	0	2	10	2	2	139	31	39	8.7	11	2.5	47.2	53.3
0700	671	26	601	0	13	11	9	0	0	2	4	2	3	40	6	6	0.9	1	0.1	41.3	46.8
0800	670	22	588	4	12	20	14	0	1	1	6	2	0	50	7.5	17	2.5	9	1.3	39.7	46.8
0900	642	12	553	4	21	21	20	0	0	1	5	3	2	79	12.3	15	2.3	3	0.5	42	49
1000	602	19	489	5	27	24	29	0	2	1	4	1	1	48	8	10	1.7	0	0	40.9	47.5
1100	591	8	500	3	40	20	13	0	0	0	4	1	2	83	14	22	3.7	7	1.2	43.5	49.7
1200	597	8	504	2	31	24	16	0	2	2	4	4	0	79	13.2	34	5.7	5	0.8	39.6	49
1300	793	11	684	4	29	21	32	1	0	1	6	2	2	58	7.3	14	1.8	1	0.1	30.6	45
1400	759	10	639	6	31	19	40	0	1	0	10	2	1	63	8.3	22	2.9	9	1.2	39.6	47.2
1500	751	20	657	8	28	12	18	0	2	0	5	1	0	34	4.5	11	1.5	1	0.1	28.8	42.8
1600	790	18	709	6	23	9	16	2	1	0	4	1	1	13	1.6	5	0.6	4	0.5	24.6	38.9
1700	777	21	687	4	27	13	18	0	0	1	4	1	1	84	10.8	19	2.4	9	1.2	34.9	48.2
1800	632	18	561	1	10	24	11	0	0	1	4	1	1	69	10.9	16	2.5	2	0.3	42.9	48.2
1900	592	10	522	3	14	26	5	0	1	3	8	0	0	77	13	23	3.9	7	1.2	44	49.3
2000	307	9	276	0	5	10	6	0	0	1	0	0	0	71	23.1	25	8.1	9	2.9	46.8	51.8
2100	235	3	211	0	9	8	2	0	0	0	2	0	0	39	16.6	14	6	6	2.6	44.9	50.4
2200	184	7	167	0	2	5	0	0	0	0	3	0	0	63	34.2	16	8.7	4	2.2	47.3	52.9
2300	116	1	105	0	3	5	1	0	0	0	1	0	0	54	46.6	15	12.9	5	4.3	49.4	54.4
07-19	8275	193	7172	47	292	218	236	3	9	10	60	21	14	700	8.5	191	2.3	51	0.6	36.9	47.2
06-22	9857	230	8549	50	327	284	269	3	10	16	80	23	16	1026	10.4	292	3	84	0.9	38.3	48.2
06-00	10157	238	8821	50	332	294	270	3	10	16	84	23	16	1143	11.3	323	3.2	93	0.9	38.5	48.6
00-00	10492	247	9092	50	340	314	274	3	11	22	98	25	16	1316	12.5	398	3.8	125	1.2	38.9	49

Site C
Location R131, south of JTC Site 3
Direction Northbound

7352 / Ringsend
April 2017
Automatic Traffic Count

Friday, 07 April 2017

Time	Total	Speed Bins (km/h)																											
		0 - 5	5 - 10	10 - 15	15 - 20	20 - 25	25 - 30	30 - 35	35 - 40	40 - 45	45 - 50	50 - 55	55 - 60	60 - 65	65 - 70	70 - 75	75 - 80	80 - 85	85 - 90	90 - 95	95 - 100	100 - 105	105 - 110	110 - 115	115 - 120	120 - 125	125 - 130	130 - 135	135 - 140
0000	46	0	0	1	2	0	0	0	6	3	12	14	5	3	0	0	0	0	0	0	0	0	0	0	0	0	0	0	0
0100	24	0	0	0	0	0	0	0	4	4	8	3	3	1	0	0	0	0	1	0	0	0	0	0	0	0	0	0	0
0200	12	0	0	0	1	0	0	0	3	0	1	2	4	1	0	0	0	0	0	0	0	0	0	0	0	0	0	0	0
0300	21	0	0	0	0	0	0	0	2	1	2	8	4	2	2	0	0	0	0	0	0	0	0	0	0	0	0	0	0
0400	78	0	0	0	0	0	0	0	1	4	22	26	15	7	2	1	0	0	0	0	0	0	0	0	0	0	0	0	0
0500	154	0	0	0	0	0	4	10	18	15	38	45	12	8	3	1	0	0	0	0	0	0	0	0	0	0	0	0	0
0600	448	0	0	0	2	4	3	11	28	87	174	100	28	9	2	0	0	0	0	0	0	0	0	0	0	0	0	0	0
0700	671	0	0	2	4	10	15	24	194	268	114	34	5	0	0	1	0	0	0	0	0	0	0	0	0	0	0	0	0
0800	670	0	0	8	16	28	36	55	159	220	98	33	8	7	2	0	0	0	0	0	0	0	0	0	0	0	0	0	0
0900	642	0	0	2	9	4	29	62	125	181	151	64	12	2	1	0	0	0	0	0	0	0	0	0	0	0	0	0	0
1000	602	0	0	4	5	17	28	61	117	172	150	38	10	0	0	0	0	0	0	0	0	0	0	0	0	0	0	0	0
1100	591	0	0	0	8	11	10	28	97	170	184	61	15	5	1	1	0	0	0	0	0	0	0	0	0	0	0	0	0
1200	597	0	11	18	19	10	25	58	119	149	109	45	29	3	2	0	0	0	0	0	0	0	0	0	0	0	0	0	0
1300	793	0	32	91	107	86	61	63	113	119	63	44	13	1	0	0	0	0	0	0	0	0	0	0	0	0	0	0	0
1400	759	0	2	7	23	40	43	73	127	248	133	41	13	7	2	0	0	0	0	0	0	0	0	0	0	0	0	0	0
1500	751	0	24	124	105	70	104	38	97	114	41	23	10	0	0	1	0	0	0	0	0	0	0	0	0	0	0	0	0
1600	790	0	43	200	131	75	93	69	83	55	28	8	1	0	0	0	1	0	0	0	0	0	0	0	0	3	0	0	0
1700	777	0	15	55	79	85	38	39	146	108	128	65	10	7	1	1	0	0	0	0	0	0	0	0	0	0	0	0	0
1800	632	0	0	0	0	9	18	28	117	230	161	53	14	2	0	0	0	0	0	0	0	0	0	0	0	0	0	0	0
1900	592	0	0	0	1	5	13	15	97	200	184	54	16	6	1	0	0	0	0	0	0	0	0	0	0	0	0	0	0
2000	307	0	0	0	3	1	0	4	12	94	122	46	16	4	3	2	0	0	0	0	0	0	0	0	0	0	0	0	0
2100	235	0	0	0	0	1	3	10	20	86	76	25	8	3	2	0	1	0	0	0	0	0	0	0	0	0	0	0	0
2200	184	0	0	1	1	0	0	3	16	39	61	47	12	3	1	0	0	0	0	0	0	0	0	0	0	0	0	0	0
2300	116	0	0	0	0	0	0	1	5	21	35	39	10	4	1	0	0	0	0	0	0	0	0	0	0	0	0	0	0
07-19	8275	0	127	511	506	445	500	598	1494	2034	1360	509	140	34	9	4	1	0	0	0	0	0	0	0	0	3	0	0	0
06-22	9857	0	127	511	512	456	519	638	1651	2501	1916	734	208	56	17	6	2	0	0	0	0	0	0	0	0	3	0	0	0
06-00	10157	0	127	512	513	456	519	642	1672	2561	2012	820	230	63	19	6	2	0	0	0	0	0	0	0	0	3	0	0	0
00-00	10492	0	127	513	516	456	523	652	1706	2588	2095	918	273	85	26	8	2	0	1	0	0	0	0	0	0	3	0	0	0

Site C
Location R131, south of JTC Site 3
Direction Northbound

7352 / Ringsend
April 2017
Automatic Traffic Count

Virtual Day (7)

Time	Total	Classification												>PSL	>PSL%	>SL1	>SL1%	>SL2	>SL2%	Mean	Vpp
		1	2	3	4	5	6	7	8	9	10	11	12	50	50	55	55	60	60		85
		MCL	SV	SVT	TB2	TB3	T4	ART3	ART4	ART5	ART6	BD	DRT			+5kph	+5kph	+10kph	+10kph		
0000	45	1	39	0	2	2	1	0	0	0	0	0	0	20	44.1	8	18.2	4	8	48.6	56.5
0100	25	0	22	0	0	1	0	0	0	0	0	0	0	11	44.5	4	17.3	1	5.2	49.5	55.4
0200	12	0	10	0	0	1	0	0	0	0	0	0	0	6	49.4	4	32.5	1	12	50.5	57.6
0300	19	1	16	0	0	1	0	0	0	0	0	0	0	12	64.4	6	31.1	3	15.2	52.7	58.7
0400	71	0	61	0	2	2	1	0	0	1	3	0	0	49	68.8	21	29.2	7	9.3	52.6	57.6
0500	139	3	116	0	3	9	2	0	0	1	5	0	0	68	49.2	26	19	9	6.5	49.9	56.2
0600	368	15	301	0	8	21	12	0	0	1	7	1	1	94	25.6	28	7.6	8	2.3	46.6	52.2
0700	608	25	525	3	13	14	15	0	1	0	7	3	3	75	12.3	24	4	9	1.4	41.2	49
0800	626	25	541	3	14	19	13	0	0	1	7	1	1	60	9.6	19	3	5	0.9	39.8	47.9
0900	606	18	512	3	21	23	17	0	1	1	6	2	2	71	11.6	20	3.3	6	1	41.5	49
1000	566	17	473	3	22	22	20	0	0	1	5	2	1	68	12	17	3.1	4	0.7	42.6	49
1100	539	13	450	2	27	19	19	0	0	0	5	1	2	70	13.1	21	3.8	5	1	43	49.3
1200	588	14	497	3	23	22	17	0	1	1	6	2	2	62	10.6	18	3	5	0.8	41.2	48.6
1300	649	13	557	3	21	22	23	0	0	1	5	1	2	54	8.3	13	1.9	3	0.5	39.2	47.5
1400	602	10	515	3	23	22	21	0	1	1	5	1	1	57	9.4	14	2.3	4	0.6	41.4	47.9
1500	711	15	613	5	26	23	18	0	1	1	6	2	2	51	7.2	13	1.8	3	0.4	38	46.8
1600	702	13	631	5	22	14	10	1	1	1	3	1	1	36	5.2	10	1.4	3	0.4	29.7	44.6
1700	723	18	642	7	20	18	11	0	0	0	4	1	2	37	5.1	9	1.2	2	0.3	29.3	45
1800	624	16	559	5	11	18	8	0	0	1	4	1	1	56	9	12	1.9	3	0.4	35.6	47.5
1900	488	12	431	2	11	17	6	0	0	1	5	1	1	64	13.1	16	3.3	4	0.8	43.8	49.3
2000	303	7	269	0	6	14	3	0	0	1	2	0	0	60	19.7	16	5.4	5	1.7	45.6	50.8
2100	219	5	195	0	5	9	2	0	0	0	2	0	0	50	22.9	12	5.5	3	1.4	46.4	51.5
2200	162	6	145	0	2	6	1	0	0	0	2	0	0	49	30	15	9	4	2.5	47.3	52.9
2300	87	2	76	0	3	4	1	0	0	0	1	0	0	32	37.2	12	13.7	5	5.3	48.7	54.4
07-19	7545	197	6514	45	243	238	191	2	7	9	63	17	18	697	9.2	189	2.5	52	0.7	38.2	47.9
06-22	8923	237	7709	48	274	300	215	2	8	12	79	19	20	965	10.8	261	2.9	73	0.8	39.3	48.6
06-00	9172	246	7930	48	279	310	216	2	8	12	81	20	20	1046	11.4	287	3.1	81	0.9	39.5	48.6
00-00	9482	251	8194	49	286	325	221	2	9	15	90	20	20	1212	12.8	357	3.8	106	1.1	39.9	49

Site C
Location R131, south of JTC Site 3
Direction Northbound

7352 / Ringsend
April 2017
Automatic Traffic Count

Virtual Day (7)

Time	Total	Speed Bins (km/h)																											
		0 - 5	5 - 10	10 - 15	15 - 20	20 - 25	25 - 30	30 - 35	35 - 40	40 - 45	45 - 50	50 - 55	55 - 60	60 - 65	65 - 70	70 - 75	75 - 80	80 - 85	85 - 90	90 - 95	95 - 100	100 - 105	105 - 110	110 - 115	115 - 120	120 - 125	125 - 130	130 - 135	135 - 140
0000	45	0	0	0	0	0	0	1	3	9	11	12	5	2	1	0	0	0	0	0	0	0	0	0	0	0	0	0	0
0100	25	0	0	0	0	0	0	0	1	4	8	7	3	1	0	0	0	0	0	0	0	0	0	0	0	0	0	0	0
0200	12	0	0	0	0	0	0	0	1	1	4	2	2	1	0	0	0	0	0	0	0	0	0	0	0	0	0	0	0
0300	19	0	0	0	0	0	0	0	1	1	4	6	3	1	1	0	0	0	0	0	0	0	0	0	0	0	0	0	0
0400	71	0	0	0	0	0	0	0	1	4	17	28	14	5	1	0	0	0	0	0	0	0	0	0	0	0	0	0	0
0500	139	0	0	0	0	1	1	2	5	18	44	42	17	6	2	1	0	0	0	0	0	0	0	0	0	0	0	0	0
0600	368	0	0	0	1	3	5	7	25	95	137	66	20	6	2	0	0	0	0	0	0	0	0	0	0	0	0	0	0
0700	608	0	1	2	10	23	33	40	126	183	116	50	16	4	2	1	1	0	0	1	0	0	0	0	0	0	0	0	0
0800	626	0	1	4	16	31	33	55	150	168	107	41	13	4	1	0	0	0	0	0	0	0	0	0	0	0	0	0	0
0900	606	0	0	3	8	18	29	45	127	178	127	51	14	4	1	0	0	0	0	0	0	1	0	0	0	0	0	0	0
1000	566	0	0	1	3	12	19	37	95	183	148	51	14	2	1	0	0	0	0	0	0	0	0	0	0	0	0	0	0
1100	539	0	0	1	3	7	15	33	95	177	138	50	15	4	0	0	0	0	0	1	0	0	0	0	0	0	0	0	0
1200	588	0	2	4	13	13	20	46	122	177	129	45	13	3	1	1	0	0	0	0	0	0	0	0	0	0	0	0	0
1300	649	0	5	15	25	23	34	53	128	193	121	41	9	2	0	0	0	0	0	0	0	0	0	0	0	0	0	0	0
1400	602	0	0	3	8	16	23	44	120	196	135	43	10	3	1	0	0	0	0	0	0	0	0	0	0	0	0	0	0
1500	711	0	4	22	34	32	50	53	161	187	116	39	10	2	1	0	0	0	0	0	0	0	0	0	0	0	0	0	0
1600	702	0	28	117	89	64	57	55	80	106	68	26	7	1	1	1	0	0	0	0	0	0	0	0	0	0	0	0	0
1700	723	0	34	108	102	80	56	46	91	98	72	28	7	2	0	0	0	0	0	0	0	0	0	0	0	0	0	0	0
1800	624	0	18	69	43	23	27	37	87	155	109	44	9	2	0	0	0	0	0	0	0	0	0	0	0	0	0	0	0
1900	488	0	0	0	2	7	9	15	75	173	143	48	12	2	1	0	0	0	0	0	0	0	0	0	0	0	0	0	0
2000	303	0	0	0	1	1	2	7	29	100	102	43	11	3	1	1	0	0	0	0	0	0	0	0	0	0	0	0	0
2100	219	0	0	0	1	1	1	3	16	61	86	38	9	2	1	0	0	0	0	0	0	0	0	0	0	0	0	0	0
2200	162	0	0	0	0	0	0	1	12	44	55	34	11	3	0	0	0	0	0	0	0	0	0	0	0	0	0	0	0
2300	87	0	0	0	0	0	0	1	7	18	29	20	7	3	1	0	0	0	0	0	0	0	0	0	0	0	0	0	0
07-19	7545	0	93	349	352	343	396	544	1383	2001	1387	509	137	34	9	3	1	0	1	2	0	1	0	0	0	0	0	0	0
06-22	8923	0	93	349	358	355	412	576	1528	2431	1856	704	188	47	14	4	1	0	1	2	0	1	0	0	0	0	0	0	0
06-00	9172	0	93	349	358	356	413	577	1546	2492	1940	759	206	54	15	5	2	1	1	2	0	1	0	1	0	0	0	0	0
00-00	9482	0	93	350	359	358	414	580	1559	2529	2028	855	251	70	22	6	2	1	1	2	0	1	0	1	0	0	0	0	0

Site C
Location R131, south of JTC Site 3
Direction Northbound

7352 / Ringsend
April 2017
Automatic Traffic Count

Virtual Week (1)

Time	Total	Classification												>PSL	>PSL%	>SL1	>SL1%	>SL2	>SL2%	Mean	Vpp
		1	2	3	4	5	6	7	8	9	10	11	12	50	50	55	55	60	60		85
		MCL	SV	SVT	TB2	TB3	T4	ART3	ART4	ART5	ART6	BD	DRT			+5kph	+5kph	+10kph	+10kph		
Mon	9515	268	8128	54	307	324	249	3	12	9	119	22	20	1167	12.3	327	3.4	94	1	39.2	49
Tue	10259	300	8736	66	358	350	256	2	15	22	107	21	26	1237	12.1	368	3.6	104	1	41	48.6
Wed	10664	272	9196	54	335	367	273	2	14	15	93	26	17	1124	10.5	345	3.2	112	1.1	38	48.2
Thu	10652	252	9179	65	388	362	229	2	11	18	107	17	22	1085	10.2	326	3.1	91	0.9	37.8	48.2
Fri	10492	247	9092	50	340	314	274	3	11	22	98	25	16	1316	12.5	398	3.8	125	1.2	38.9	49
| Sat	7930	151	7018	34	176	294	138	1	1	9	64	18	26	1155	14.6	325	4.1	115	1.5	41.8	49.7
| Sun	6861	269	6010	17	97	266	128	0	2	7	40	11	14	1399	20.4	407	5.9	100	1.5	44.9	51.1
5 Day Ave.	10316	268	8866	58	346	343	256	2	13	17	105	22	20	1186	11.5	353	3.4	105	1.0	39.0	48.6
7 Day Ave.	9482	251	8194	49	286	325	221	2	9	15	90	20	20	1212	12.8	357	3.8	106	1.1	39.9	49.0
--	66373	1759	57359	340	2001	2277	1547	13	66	102	628	140	141	8483	12.8	2496	3.8	741	1.1	39.9	49.0

Summary Graphs

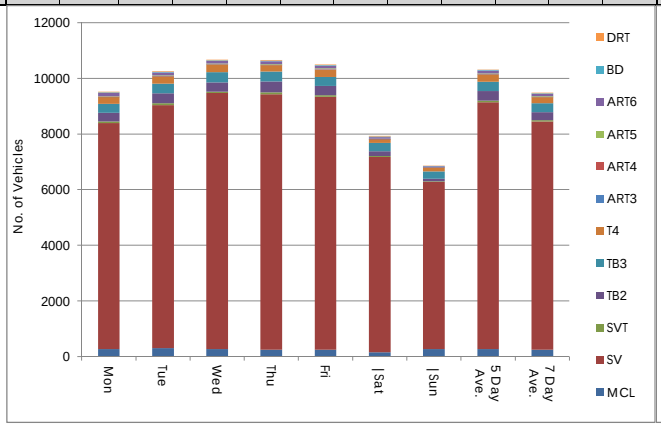

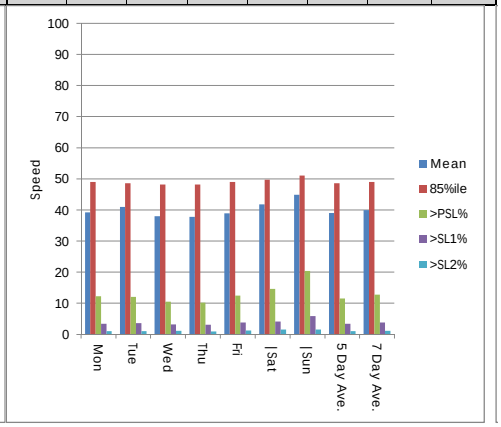

Site C
Location R131, south of JTC Site 3
Direction Northbound

7352 / Ringsend
April 2017
Automatic Traffic Count

Virtual Week (1)

Time	Total	Speed Bins (km/h)																											
		0 - 5	5 - 10	10 - 15	15 - 20	20 - 25	25 - 30	30 - 35	35 - 40	40 - 45	45 - 50	50 - 55	55 - 60	60 - 65	65 - 70	70 - 75	75 - 80	80 - 85	85 - 90	90 - 95	95 - 100	100 - 105	105 - 110	110 - 115	115 - 120	120 - 125	125 - 130	130 - 135	135 - 140
Mon	9515	0	108	391	433	396	386	600	1716	2403	1915	840	233	67	19	2	1	0	0	4	1	0	0	0	0	0	0	0	0
Tue	10259	0	25	130	252	349	476	801	1800	2945	2244	869	264	65	15	12	3	4	3	0	0	0	0	2	0	0	0	0	0
Wed	10664	0	184	615	528	508	506	651	1831	2744	1973	779	233	69	30	4	5	0	0	3	0	0	1	0	0	0	0	0	0
Thu	10652	0	165	649	599	526	565	644	1752	2642	2025	759	235	51	24	6	0	0	3	3	2	0	0	0	0	0	0	2	0
Fri	10492	0	127	513	516	456	523	652	1706	2588	2095	918	273	85	26	8	2	0	1	0	0	0	0	0	0	3	0	0	0
| Sat	7930	1	42	142	151	179	353	472	1270	2257	1908	830	210	76	21	8	1	0	0	1	0	6	0	2	0	0	0	0	0
| Sun	6861	0	1	7	34	89	87	242	837	2127	2038	992	307	75	17	3	2	1	0	0	0	0	2	0	0	0	0	0	0
5 Day Ave.	10316	0	122	460	466	447	491	670	1761	2664	2050	833	248	67	23	6	2	1	1	2	1	0	0	0	0	1	0	0	0
7 Day Ave.	9482	0	93	350	359	358	414	580	1559	2529	2028	855	251	70	22	6	2	1	1	2	0	1	0	1	0	0	0	0	0
--	66373	1	652	2447	2513	2503	2896	4062	10912	17706	14198	5987	1755	488	152	43	14	5	7	11	3	6	3	4	0	3	0	2	0

Summary Graphs

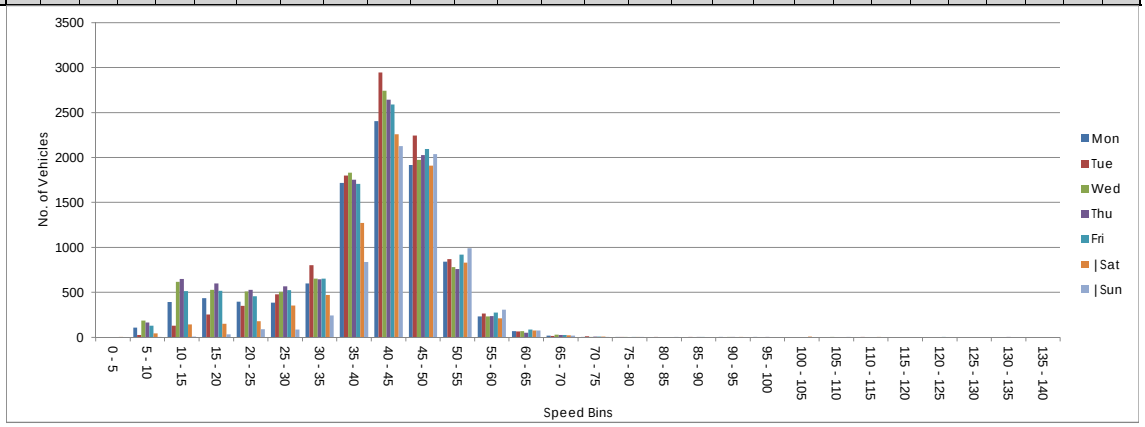

Site C
Location R131, south of JTC Site 3
Direction Southbound

7352 / Ringsend
April 2017
Automatic Traffic Count

Saturday, 01 April 2017

Time	Total	Classification												>PSL	>PSL%	>SL1	>SL1%	>SL2	>SL2%	Mean	Vpp
		1	2	3	4	5	6	7	8	9	10	11	12	50	50	55	55	60	60		85
		MCL	SV	SVT	TB2	TB3	T4	ART3	ART4	ART5	ART6	BD	DRT			+5kph	+5kph	+10kph	+10kph		
0000	95	0	88	0	5	2	0	0	0	0	0	0	0	11	11.6	3	3.2	1	1.1	42.3	49
0100	49	1	45	0	2	1	0	0	0	0	0	0	0	24	49	8	16.3	1	2	48.8	54.7
0200	28	0	25	0	3	0	0	0	0	0	0	0	0	11	39.3	3	10.7	0	0	47.7	54.4
0300	11	0	10	0	1	0	0	0	0	0	0	0	0	1	9.1	0	0	0	0	44.2	49.7
0400	14	0	10	0	3	0	0	0	0	0	1	0	0	2	14.3	2	14.3	0	0	47.1	49.7
0500	48	0	39	0	3	0	0	0	2	0	4	0	0	9	18.8	6	12.5	1	2.1	44.6	52.6
0600	97	1	65	1	14	1	6	0	4	1	4	0	0	33	34	14	14.4	4	4.1	46.3	54.4
0700	188	2	154	1	27	2	2	0	0	0	0	0	0	65	34.6	14	7.4	4	2.1	47	53.3
0800	348	2	312	4	29	0	1	0	0	0	0	0	0	77	22.1	20	5.7	4	1.1	46.3	51.1
0900	587	1	556	1	25	2	2	0	0	0	0	0	0	84	14.3	17	2.9	2	0.3	44.2	49.7
1000	551	3	522	1	21	0	2	0	1	0	0	1	0	55	10	15	2.7	1	0.2	41	48.2
1100	761	10	716	5	21	2	4	0	1	1	1	0	0	45	5.9	8	1.1	1	0.1	39.1	46.8
1200	767	6	717	4	35	2	1	0	1	0	1	0	0	54	7	10	1.3	2	0.3	39.3	47.2
1300	903	5	858	6	16	7	10	0	0	1	0	0	0	12	1.3	3	0.3	1	0.1	25.6	37.8
1400	949	5	903	2	14	9	14	0	0	0	1	0	1	1	0.1	1	0.1	1	0.1	24.2	32
1500	556	5	537	1	9	2	1	0	0	1	0	0	0	49	8.8	12	2.2	5	0.9	39.9	47.9
1600	454	7	433	1	11	1	0	0	1	0	0	0	0	43	9.5	12	2.6	7	1.5	43.5	48.2
1700	463	2	441	4	14	1	1	0	0	0	0	0	0	27	5.8	6	1.3	1	0.2	38.2	46.8
1800	478	5	458	0	14	0	1	0	0	0	0	0	0	79	16.5	19	4	4	0.8	45.3	50
1900	369	1	355	0	12	1	0	0	0	0	0	0	0	68	18.4	19	5.1	4	1.1	45.7	50.4
2000	255	0	247	0	6	0	0	0	1	1	0	0	0	35	13.7	9	3.5	2	0.8	43.7	49.3
2100	143	0	141	0	2	0	0	0	0	0	0	0	0	23	16.1	6	4.2	2	1.4	45.3	50
2200	164	1	156	0	6	0	0	0	1	0	0	0	0	36	22	10	6.1	3	1.8	46.4	51.8
2300	260	1	252	0	7	0	0	0	0	0	0	0	0	38	14.6	12	4.6	5	1.9	44.6	49.7
07-19	7005	53	6607	30	236	28	39	0	4	3	3	1	1	591	8.4	137	2	33	0.5	37.2	47.5
06-22	7869	55	7415	31	270	30	45	0	9	5	7	1	1	750	9.5	185	2.4	45	0.6	38.1	48.2
06-00	8293	57	7823	31	283	30	45	0	10	5	7	1	1	824	9.9	207	2.5	53	0.6	38.5	48.2
00-00	8538	58	8040	31	300	33	45	0	12	5	12	1	1	882	10.3	229	2.7	56	0.7	38.6	48.2

Site C
Location R131, south of JTC Site 3
Direction Southbound

7352 / Ringsend
April 2017
Automatic Traffic Count

Saturday, 01 April 2017

Time	Total	Speed Bins (km/h)																											
		0 - 5	5 - 10	10 - 15	15 - 20	20 - 25	25 - 30	30 - 35	35 - 40	40 - 45	45 - 50	50 - 55	55 - 60	60 - 65	65 - 70	70 - 75	75 - 80	80 - 85	85 - 90	90 - 95	95 - 100	100 - 105	105 - 110	110 - 115	115 - 120	120 - 125	125 - 130	130 - 135	135 - 140
0000	95	0	0	0	0	1	1	9	26	28	19	8	2	1	0	0	0	0	0	0	0	0	0	0	0	0	0	0	0
0100	49	0	0	0	0	0	0	1	1	13	10	16	7	1	0	0	0	0	0	0	0	0	0	0	0	0	0	0	0
0200	28	0	0	0	0	0	0	0	2	9	6	8	3	0	0	0	0	0	0	0	0	0	0	0	0	0	0	0	0
0300	11	0	0	0	0	1	0	0	1	2	6	1	0	0	0	0	0	0	0	0	0	0	0	0	0	0	0	0	0
0400	14	0	0	0	0	0	0	1	0	1	10	0	2	0	0	0	0	0	0	0	0	0	0	0	0	0	0	0	0
0500	48	0	0	0	1	0	2	4	3	13	16	3	5	1	0	0	0	0	0	0	0	0	0	0	0	0	0	0	0
0600	97	0	0	0	0	0	2	11	11	16	24	19	10	2	2	0	0	0	0	0	0	0	0	0	0	0	0	0	0
0700	188	0	0	0	0	0	0	6	25	42	50	51	10	2	2	0	0	0	0	0	0	0	0	0	0	0	0	0	0
0800	348	1	0	0	0	0	0	4	24	118	124	57	16	4	0	0	0	0	0	0	0	0	0	0	0	0	0	0	0
0900	587	0	0	0	0	0	1	18	110	200	174	67	15	2	0	0	0	0	0	0	0	0	0	0	0	0	0	0	0
1000	551	0	1	14	21	8	16	23	100	174	139	40	14	0	1	0	0	0	0	0	0	0	0	0	0	0	0	0	0
1100	761	0	0	5	20	44	50	83	146	220	148	37	7	1	0	0	0	0	0	0	0	0	0	0	0	0	0	0	0
1200	767	0	3	6	11	49	63	65	137	224	155	44	8	2	0	0	0	0	0	0	0	0	0	0	0	0	0	0	0
1300	903	2	8	117	163	230	130	82	57	64	38	9	2	1	0	0	0	0	0	0	0	0	0	0	0	0	0	0	0
1400	949	3	15	130	130	238	235	101	51	29	16	0	0	0	0	0	0	0	0	0	1	0	0	0	0	0	0	0	0
1500	556	0	6	10	17	30	31	38	62	173	140	37	7	2	2	1	0	0	0	0	0	0	0	0	0	0	0	0	0
1600	454	0	0	1	0	2	4	18	78	190	118	31	5	7	0	0	0	0	0	0	0	0	0	0	0	0	0	0	0
1700	463	0	2	2	13	22	47	64	87	126	73	21	5	1	0	0	0	0	0	0	0	0	0	0	0	0	0	0	0
1800	478	1	0	0	0	0	2	9	65	155	167	60	15	1	3	0	0	0	0	0	0	0	0	0	0	0	0	0	0
1900	369	0	0	0	0	0	0	9	37	130	125	49	15	1	1	2	0	0	0	0	0	0	0	0	0	0	0	0	0
2000	255	0	0	0	0	0	2	17	46	86	69	26	7	2	0	0	0	0	0	0	0	0	0	0	0	0	0	0	0
2100	143	0	0	0	0	0	0	1	19	54	46	17	4	0	2	0	0	0	0	0	0	0	0	0	0	0	0	0	0
2200	164	0	0	0	0	0	0	6	12	47	63	26	7	2	0	1	0	0	0	0	0	0	0	0	0	0	0	0	0
2300	260	0	0	0	1	0	1	7	42	84	87	26	7	5	0	0	0	0	0	0	0	0	0	0	0	0	0	0	0
07-19	7005	7	35	285	375	623	579	511	942	1715	1342	454	104	23	8	1	0	0	0	0	1	0	0	0	0	0	0	0	0
06-22	7869	7	35	285	375	623	583	549	1055	2001	1606	565	140	28	13	3	0	0	0	0	1	0	0	0	0	0	0	0	0
06-00	8293	7	35	285	376	623	584	562	1109	2132	1756	617	154	35	13	4	0	0	0	0	1	0	0	0	0	0	0	0	0
00-00	8538	7	35	285	377	625	587	577	1142	2198	1823	653	173	38	13	4	0	0	0	0	1	0	0	0	0	0	0	0	0

Site C
Location R131, south of JTC Site 3
Direction Southbound

7352 / Ringsend
April 2017
Automatic Traffic Count

Sunday, 02 April 2017

Time	Total	Classification												>PSL	>PSL%	>SL1	>SL1%	>SL2	>SL2%	Mean	Vpp
		1	2	3	4	5	6	7	8	9	10	11	12	50	50	55	55	60	60		85
		MCL	SV	SVT	TB2	TB3	T4	ART3	ART4	ART5	ART6	BD	DRT			+5kph	+5kph	+10kph	+10kph		
0000	102	0	95	0	7	0	0	0	0	0	0	0	0	28	27.5	7	6.9	2	2	46.1	52.9
0100	51	0	47	0	4	0	0	0	0	0	0	0	0	10	19.6	4	7.8	1	2	46.3	50.8
0200	27	0	25	0	2	0	0	0	0	0	0	0	0	8	29.6	2	7.4	1	3.7	46.6	52.6
0300	14	0	14	0	0	0	0	0	0	0	0	0	0	6	42.9	4	28.6	0	0	50.5	56.2
0400	6	0	5	0	1	0	0	0	0	0	0	0	0	2	33.3	2	33.3	0	0	48.3	-
0500	26	0	24	0	1	0	0	0	0	0	1	0	0	11	42.3	6	23.1	3	11.5	49	58.3
0600	61	1	57	0	2	0	0	0	0	1	0	0	0	22	36.1	7	11.5	1	1.6	48.1	54.4
0700	91	2	73	2	11	0	0	0	2	0	1	0	0	28	30.8	12	13.2	3	3.3	45.8	54
0800	173	0	151	0	20	0	0	0	2	0	0	0	0	57	32.9	15	8.7	3	1.7	47.4	52.9
0900	340	5	323	2	8	1	1	0	0	0	0	0	0	79	23.2	20	5.9	4	1.2	45.5	51.8
1000	488	4	470	1	12	0	0	0	1	0	0	0	0	88	18	24	4.9	2	0.4	45.1	50.4
1100	483	9	461	2	9	0	2	0	0	0	0	0	0	68	14.1	10	2.1	6	1.2	44.8	49.7
1200	651	8	628	0	14	0	1	0	0	0	0	0	0	71	10.9	13	2	5	0.8	42.5	48.6
1300	674	5	661	2	6	0	0	0	0	0	0	0	0	82	12.2	17	2.5	5	0.7	43.4	49
1400	674	5	657	3	8	0	0	0	0	0	0	1	0	89	13.2	17	2.5	6	0.9	43.1	49.3
1500	646	7	629	2	7	1	0	0	0	0	0	0	0	83	12.8	26	4	6	0.9	43.3	49
1600	672	6	653	1	8	0	3	0	0	0	1	0	0	75	11.2	11	1.6	2	0.3	43.6	48.6
1700	575	5	550	3	15	0	1	0	0	0	1	0	0	59	10.3	13	2.3	4	0.7	42.2	48.2
1800	534	4	520	1	7	1	0	0	0	1	0	0	0	54	10.1	12	2.2	3	0.6	42.8	47.9
1900	466	1	454	4	5	1	1	0	0	0	0	0	0	71	15.2	11	2.4	1	0.2	44.5	50
2000	332	0	326	1	2	0	0	0	1	1	1	0	0	42	12.7	5	1.5	1	0.3	44.4	49.3
2100	226	4	217	0	4	0	0	0	1	0	0	0	0	39	17.3	6	2.7	1	0.4	45.4	50.4
2200	155	1	151	0	1	0	0	0	1	1	0	0	0	47	30.3	19	12.3	4	2.6	46.8	54
2300	107	2	102	0	3	0	0	0	0	0	0	0	0	29	27.1	10	9.3	5	4.7	47.8	52.9
07-19	6001	60	5776	19	125	3	8	0	5	1	3	1	0	833	13.9	190	3.2	49	0.8	43.6	49.7
06-22	7086	66	6830	24	138	4	9	0	7	3	4	1	0	1007	14.2	219	3.1	53	0.7	43.8	49.7
06-00	7348	69	7083	24	142	4	9	0	8	4	4	1	0	1083	14.7	248	3.4	62	0.8	43.9	49.7
00-00	7574	69	7293	24	157	4	9	0	8	4	5	1	0	1148	15.2	273	3.6	69	0.9	44	50

Site C
Location R131, south of JTC Site 3
Direction Southbound

7352 / Ringsend
April 2017
Automatic Traffic Count

Sunday, 02 April 2017

Time	Total	Speed Bins (km/h)																											
		0 - 5	5 - 10	10 - 15	15 - 20	20 - 25	25 - 30	30 - 35	35 - 40	40 - 45	45 - 50	50 - 55	55 - 60	60 - 65	65 - 70	70 - 75	75 - 80	80 - 85	85 - 90	90 - 95	95 - 100	100 - 105	105 - 110	110 - 115	115 - 120	120 - 125	125 - 130	130 - 135	135 - 140
0000	102	0	0	0	0	0	0	3	13	33	25	21	5	2	0	0	0	0	0	0	0	0	0	0	0	0	0	0	0
0100	51	0	0	0	0	0	1	0	6	14	20	6	3	1	0	0	0	0	0	0	0	0	0	0	0	0	0	0	0
0200	27	0	0	0	0	0	0	2	1	8	8	6	1	1	0	0	0	0	0	0	0	0	0	0	0	0	0	0	0
0300	14	0	0	0	0	0	0	0	0	2	6	2	4	0	0	0	0	0	0	0	0	0	0	0	0	0	0	0	0
0400	6	0	0	0	0	0	0	0	1	1	2	0	2	0	0	0	0	0	0	0	0	0	0	0	0	0	0	0	0
0500	26	0	0	0	0	0	0	0	4	8	3	5	3	3	0	0	0	0	0	0	0	0	0	0	0	0	0	0	0
0600	61	0	0	0	0	0	0	0	6	9	24	15	6	1	0	0	0	0	0	0	0	0	0	0	0	0	0	0	0
0700	91	1	2	0	0	0	0	4	10	18	28	16	9	3	0	0	0	0	0	0	0	0	0	0	0	0	0	0	0
0800	173	0	0	0	0	0	0	2	15	42	57	42	12	1	2	0	0	0	0	0	0	0	0	0	0	0	0	0	0
0900	340	0	0	0	1	5	3	11	38	95	108	59	16	1	3	0	0	0	0	0	0	0	0	0	0	0	0	0	0
1000	488	0	0	0	1	0	2	20	64	155	158	64	22	1	1	0	0	0	0	0	0	0	0	0	0	0	0	0	0
1100	483	0	0	0	0	1	1	17	57	176	163	58	4	4	1	0	1	0	0	0	0	0	0	0	0	0	0	0	0
1200	651	0	0	0	2	22	20	44	98	219	175	58	8	1	2	1	1	0	0	0	0	0	0	0	0	0	0	0	0
1300	674	0	0	0	0	1	9	48	124	232	178	65	12	4	0	1	0	0	0	0	0	0	0	0	0	0	0	0	0
1400	674	0	1	1	4	7	10	36	130	225	171	72	11	6	0	0	0	0	0	0	0	0	0	0	0	0	0	0	0
1500	646	0	0	1	10	8	10	33	87	224	190	57	20	5	1	0	0	0	0	0	0	0	0	0	0	0	0	0	0
1600	672	0	0	0	1	0	1	36	136	225	198	64	9	1	0	1	0	0	0	0	0	0	0	0	0	0	0	0	0
1700	575	0	0	0	5	7	10	34	133	201	126	46	9	3	1	0	0	0	0	0	0	0	0	0	0	0	0	0	0
1800	534	0	0	0	0	12	8	25	96	223	116	42	9	2	1	0	0	0	0	0	0	0	0	0	0	0	0	0	0
1900	466	0	0	0	0	0	1	11	93	143	147	60	10	0	1	0	0	0	0	0	0	0	0	0	0	0	0	0	0
2000	332	0	0	0	0	0	2	8	42	134	104	37	4	1	0	0	0	0	0	0	0	0	0	0	0	0	0	0	0
2100	226	0	0	0	0	0	3	7	18	80	79	33	5	0	1	0	0	0	0	0	0	0	0	0	0	0	0	0	0
2200	155	0	0	0	0	0	1	9	13	38	47	28	15	2	1	0	1	0	0	0	0	0	0	0	0	0	0	0	0
2300	107	0	0	0	0	0	0	0	7	26	45	19	5	3	1	1	0	0	0	0	0	0	0	0	0	0	0	0	0
07-19	6001	1	3	2	24	63	74	310	988	2035	1668	643	141	32	12	3	2	0	0	0	0	0	0	0	0	0	0	0	0
06-22	7086	1	3	2	24	63	80	336	1147	2401	2022	788	166	34	14	3	2	0	0	0	0	0	0	0	0	0	0	0	0
06-00	7348	1	3	2	24	63	81	345	1167	2465	2114	835	186	39	16	4	3	0	0	0	0	0	0	0	0	0	0	0	0
00-00	7574	1	3	2	24	63	82	350	1192	2531	2178	875	204	46	16	4	3	0	0	0	0	0	0	0	0	0	0	0	0

Site C
Location R131, south of JTC Site 3
Direction Southbound

7352 / Ringsend
April 2017
Automatic Traffic Count

Monday, 03 April 2017

Time	Total	Classification												>PSL	>PSL%	>SL1	>SL1%	>SL2	>SL2%	Mean	Vpp
		1	2	3	4	5	6	7	8	9	10	11	12	50	50	55	55	60	60		85
		MCL	SV	SVT	TB2	TB3	T4	ART3	ART4	ART5	ART6	BD	DRT			+5kph	+5kph	+10kph	+10kph		
0000	87	2	79	0	6	0	0	0	0	0	0	0	0	34	39.1	13	14.9	3	3.4	48.6	54.7
0100	23	1	21	0	1	0	0	0	0	0	0	0	0	12	52.2	1	4.3	0	0	49	52.2
0200	5	0	4	0	1	0	0	0	0	0	0	0	0	1	20	0	0	0	0	43.1	-
0300	11	0	9	0	2	0	0	0	0	0	0	0	0	5	45.5	4	36.4	3	27.3	49.5	61.6
0400	19	0	14	0	3	0	0	0	0	0	1	1	0	6	31.6	4	21.1	2	10.5	48	57.6
0500	65	1	49	0	6	2	0	0	1	3	3	0	0	25	38.5	12	18.5	4	6.2	47.9	55.1
0600	329	6	287	0	24	1	1	0	1	5	4	0	0	65	19.8	17	5.2	5	1.5	45.3	51.1
0700	944	10	850	2	69	2	8	1	1	1	0	0	0	88	9.3	20	2.1	6	0.6	42	47.9
0800	1010	17	908	6	60	4	9	0	4	1	0	0	1	25	2.5	6	0.6	2	0.2	34.9	43.6
0900	774	8	679	5	65	4	5	1	6	1	0	0	0	80	10.3	14	1.8	6	0.8	41.4	47.9
1000	648	2	567	2	58	5	8	0	1	2	3	0	0	67	10.3	11	1.7	4	0.6	42.1	47.9
1100	532	6	455	3	48	3	15	0	0	2	0	0	0	39	7.3	15	2.8	2	0.4	41.2	47.9
1200	517	8	471	3	32	0	3	0	0	0	0	0	0	64	12.4	14	2.7	3	0.6	43.4	49.3
1300	571	4	522	0	33	1	7	1	0	2	1	0	0	77	13.5	19	3.3	2	0.4	42.2	49.3
1400	563	3	493	4	48	3	11	0	1	0	0	0	0	70	12.4	21	3.7	6	1.1	42.9	49
1500	632	8	574	4	38	0	6	0	2	0	0	0	0	63	10	19	3	6	0.9	42.5	48.6
1600	718	15	661	2	30	2	6	0	1	0	1	0	0	44	6.1	5	0.7	1	0.1	37.9	45.7
1700	662	27	622	7	4	1	1	0	0	0	0	0	0	27	4.1	9	1.4	5	0.8	39.7	45.7
1800	772	12	721	7	25	2	2	0	1	1	1	0	0	84	10.9	21	2.7	3	0.4	42.4	48.6
1900	505	5	486	1	9	1	1	0	0	0	2	0	0	63	12.5	14	2.8	3	0.6	43.3	49.3
2000	303	5	288	2	4	0	0	0	0	1	3	0	0	61	20.1	17	5.6	4	1.3	45.2	51.1
2100	215	1	209	0	1	1	0	0	0	1	2	0	0	32	14.9	10	4.7	2	0.9	44.8	49.7
2200	351	0	342	0	6	0	0	0	1	0	2	0	0	45	12.8	11	3.1	1	0.3	45	49.3
2300	87	0	83	0	2	0	0	0	0	0	2	0	0	25	28.7	10	11.5	3	3.4	46.9	52.9
07-19	8343	120	7523	45	510	27	81	3	17	10	6	0	1	728	8.7	174	2.1	46	0.6	40.7	47.5
06-22	9695	137	8793	48	548	30	83	3	18	17	17	0	1	949	9.8	232	2.4	60	0.6	41.3	48.2
06-00	10133	137	9218	48	556	30	83	3	19	17	21	0	1	1019	10.1	253	2.5	64	0.6	41.4	48.2
00-00	10343	141	9394	48	575	32	83	3	20	20	25	1	1	1102	10.7	287	2.8	76	0.7	41.6	48.6

Site C
Location R131, south of JTC Site 3
Direction Southbound

7352 / Ringsend
April 2017
Automatic Traffic Count

Monday, 03 April 2017

Time	Total	Speed Bins (km/h)																											
		0 - 5	5 - 10	10 - 15	15 - 20	20 - 25	25 - 30	30 - 35	35 - 40	40 - 45	45 - 50	50 - 55	55 - 60	60 - 65	65 - 70	70 - 75	75 - 80	80 - 85	85 - 90	90 - 95	95 - 100	100 - 105	105 - 110	110 - 115	115 - 120	120 - 125	125 - 130	130 - 135	135 - 140
0000	87	0	0	0	0	0	0	3	6	13	31	21	10	3	0	0	0	0	0	0	0	0	0	0	0	0	0	0	0
0100	23	0	0	0	0	0	0	0	1	3	7	11	1	0	0	0	0	0	0	0	0	0	0	0	0	0	0	0	0
0200	5	0	0	0	0	0	0	1	1	0	2	1	0	0	0	0	0	0	0	0	0	0	0	0	0	0	0	0	0
0300	11	0	0	0	0	0	0	1	0	4	1	1	1	3	0	0	0	0	0	0	0	0	0	0	0	0	0	0	0
0400	19	0	0	0	0	0	0	1	3	3	6	2	2	1	1	0	0	0	0	0	0	0	0	0	0	0	0	0	0
0500	65	0	0	0	0	0	1	2	9	7	21	13	8	2	1	1	0	0	0	0	0	0	0	0	0	0	0	0	0
0600	329	0	0	0	0	0	1	12	43	99	109	48	12	4	1	0	0	0	0	0	0	0	0	0	0	0	0	0	0
0700	944	0	0	1	12	11	21	50	224	336	201	68	14	2	0	1	3	0	0	0	0	0	0	0	0	0	0	0	0
0800	1010	0	2	14	60	135	76	149	223	249	77	19	4	1	0	0	0	0	0	0	0	0	1	0	0	0	0	0	0
0900	774	0	0	0	5	11	23	84	172	256	143	66	8	6	0	0	0	0	0	0	0	0	0	0	0	0	0	0	0
1000	648	0	0	0	0	3	17	53	157	220	131	56	7	2	2	0	0	0	0	0	0	0	0	0	0	0	0	0	0
1100	532	0	1	0	1	8	21	59	133	157	113	24	13	1	0	1	0	0	0	0	0	0	0	0	0	0	0	0	0
1200	517	0	0	0	0	0	3	43	99	165	143	50	11	2	1	0	0	0	0	0	0	0	0	0	0	0	0	0	0
1300	571	0	0	1	1	12	38	33	98	184	127	58	17	0	1	1	0	0	0	0	0	0	0	0	0	0	0	0	0
1400	563	0	0	0	0	3	10	48	104	200	128	49	15	4	1	1	0	0	0	0	0	0	0	0	0	0	0	0	0
1500	632	0	0	0	0	2	16	62	131	210	148	44	13	3	1	0	0	1	1	0	0	0	0	0	0	0	0	0	0
1600	718	7	5	2	33	39	57	61	139	233	98	39	4	1	0	0	0	0	0	0	0	0	0	0	0	0	0	0	0
1700	662	6	1	3	6	17	41	72	144	203	142	18	4	2	2	0	0	0	1	0	0	0	0	0	0	0	0	0	0
1800	772	0	0	2	0	1	21	68	175	247	174	63	18	2	0	1	0	0	0	0	0	0	0	0	0	0	0	0	0
1900	505	0	0	0	6	10	6	24	80	170	146	49	11	1	2	0	0	0	0	0	0	0	0	0	0	0	0	0	0
2000	303	0	0	0	1	0	4	10	32	103	92	44	13	4	0	0	0	0	0	0	0	0	0	0	0	0	0	0	0
2100	215	0	0	0	0	0	2	10	24	75	72	22	8	1	1	0	0	0	0	0	0	0	0	0	0	0	0	0	0
2200	351	0	0	0	0	0	0	10	41	125	130	34	10	1	0	0	0	0	0	0	0	0	0	0	0	0	0	0	0
2300	87	0	0	0	0	0	0	0	12	22	28	15	7	3	0	0	0	0	0	0	0	0	0	0	0	0	0	0	0
07-19	8343	13	9	23	118	242	344	782	1799	2660	1625	554	128	26	8	5	3	1	2	0	0	0	1	0	0	0	0	0	0
06-22	9695	13	9	23	125	252	357	838	1978	3107	2044	717	172	36	12	5	3	1	2	0	0	0	1	0	0	0	0	0	0
06-00	10133	13	9	23	125	252	357	848	2031	3254	2202	766	189	40	12	5	3	1	2	0	0	0	1	0	0	0	0	0	0
00-00	10343	13	9	23	125	252	358	856	2051	3284	2270	815	211	49	14	6	3	1	2	0	0	0	1	0	0	0	0	0	0

Site C
Location R131, south of JTC Site 3
Direction Southbound

7352 / Ringsend
April 2017
Automatic Traffic Count

Tuesday, 04 April 2017

Time	Total	Classification												>PSL	>PSL%	>SL1	>SL1%	>SL2	>SL2%	Mean	Vpp
		1	2	3	4	5	6	7	8	9	10	11	12	50	50	55	55	60	60		85
		MCL	SV	SVT	TB2	TB3	T4	ART3	ART4	ART5	ART6	BD	DRT			+5kph	+5kph	+10kph	+10kph		
0000	74	2	64	0	5	0	0	1	0	1	1	0	0	25	33.8	7	9.5	0	0	46.9	54
0100	35	0	32	0	3	0	0	0	0	0	0	0	0	14	40	6	17.1	1	2.9	49.5	55.4
0200	12	1	9	0	1	0	0	0	0	0	1	0	0	6	50	3	25	0	0	47.4	55.1
0300	9	1	5	0	2	0	0	0	0	0	1	0	0	4	44.4	3	33.3	1	11.1	47.4	-
0400	15	0	10	0	4	0	0	0	0	0	1	0	0	5	33.3	5	33.3	3	20	49.8	62.3
0500	85	1	71	0	10	0	0	0	0	3	0	0	0	33	38.8	15	17.6	2	2.4	48.3	55.4
0600	292	4	247	0	25	1	3	0	3	1	8	0	0	71	24.3	21	7.2	3	1	45	51.8
0700	975	9	856	5	75	4	15	0	3	3	5	0	0	58	5.9	16	1.6	6	0.6	39.9	46.1
0800	1029	21	928	4	51	4	12	0	3	3	2	0	1	31	3	11	1.1	4	0.4	30.9	42.5
0900	832	9	746	8	53	3	9	0	1	0	3	0	0	52	6.3	14	1.7	3	0.4	38.4	46.8
1000	684	4	587	2	71	2	11	1	2	1	3	0	0	72	10.5	15	2.2	1	0.1	43.3	48.6
1100	568	4	491	2	60	0	7	0	3	1	0	0	0	67	11.8	15	2.6	2	0.4	43.1	48.6
1200	629	2	540	0	72	2	10	0	1	2	0	0	0	55	8.7	17	2.7	2	0.3	42.8	47.9
1300	559	8	499	2	38	2	9	0	1	0	0	0	0	46	8.2	9	1.6	2	0.4	42.5	48.2
1400	550	3	499	3	34	1	7	0	3	0	0	0	0	48	8.7	15	2.7	2	0.4	41.8	48.6
1500	627	6	567	3	42	0	5	1	1	1	1	0	0	71	11.3	15	2.4	5	0.8	43.3	49
1600	695	17	639	2	30	1	2	0	0	0	4	0	0	65	9.4	23	3.3	7	1	42.2	48.2
1700	748	22	700	6	17	1	2	0	0	0	0	0	0	76	10.2	23	3.1	5	0.7	41.8	48.2
1800	810	19	763	6	17	1	2	0	0	0	2	0	0	57	7	18	2.2	9	1.1	39.2	47.5
1900	587	5	560	1	18	1	1	0	0	0	1	0	0	77	13.1	25	4.3	5	0.9	43.6	49.3
2000	319	6	296	3	13	0	0	0	1	0	0	0	0	57	17.9	15	4.7	3	0.9	45.1	50.8
2100	280	1	268	2	5	1	0	0	0	2	1	0	0	40	14.3	12	4.3	4	1.4	43.9	49.3
2200	165	7	151	1	3	1	0	0	2	0	0	0	0	26	15.8	9	5.5	2	1.2	45	49.7
2300	104	1	100	0	2	0	0	0	0	1	0	0	0	31	29.8	10	9.6	3	2.9	47.5	52.6
07-19	8706	124	7815	43	560	21	91	2	18	11	20	0	1	698	8	191	2.2	48	0.6	40.2	47.5
06-22	10184	140	9186	49	621	24	95	2	22	14	30	0	1	943	9.3	264	2.6	63	0.6	40.8	47.9
06-00	10453	148	9437	50	626	25	95	2	24	15	30	0	1	1000	9.6	283	2.7	68	0.7	40.9	48.2
00-00	10683	153	9628	50	651	25	95	3	24	19	34	0	1	1087	10.2	322	3	75	0.7	41.1	48.2

Site C
Location R131, south of JTC Site 3
Direction Southbound

7352 / Ringsend
April 2017
Automatic Traffic Count

Tuesday, 04 April 2017

Time	Total	Speed Bins (km/h)																											
		0 - 5	5 - 10	10 - 15	15 - 20	20 - 25	25 - 30	30 - 35	35 - 40	40 - 45	45 - 50	50 - 55	55 - 60	60 - 65	65 - 70	70 - 75	75 - 80	80 - 85	85 - 90	90 - 95	95 - 100	100 - 105	105 - 110	110 - 115	115 - 120	120 - 125	125 - 130	130 - 135	135 - 140
0000	74	0	0	0	0	0	1	5	4	18	21	18	7	0	0	0	0	0	0	0	0	0	0	0	0	0	0	0	0
0100	35	0	0	0	0	0	0	0	2	5	14	8	5	1	0	0	0	0	0	0	0	0	0	0	0	0	0	0	0
0200	12	0	0	0	0	0	0	0	3	2	1	3	3	0	0	0	0	0	0	0	0	0	0	0	0	0	0	0	0
0300	9	0	0	0	0	0	0	1	2	1	1	1	2	1	0	0	0	0	0	0	0	0	0	0	0	0	0	0	0
0400	15	0	0	0	0	0	0	0	2	3	5	0	2	2	1	0	0	0	0	0	0	0	0	0	0	0	0	0	0
0500	85	0	0	0	0	0	1	1	8	13	29	18	13	1	1	0	0	0	0	0	0	0	0	0	0	0	0	0	0
0600	292	0	0	0	1	0	6	12	35	97	70	50	18	3	0	0	0	0	0	0	0	0	0	0	0	0	0	0	0
0700	975	0	0	3	12	21	35	118	282	294	152	42	10	5	1	0	0	0	0	0	0	0	0	0	0	0	0	0	0
0800	1029	0	18	69	140	138	112	100	189	176	56	20	7	2	0	1	0	1	0	0	0	0	0	0	0	0	0	0	0
0900	832	1	0	15	30	79	43	56	158	251	147	38	11	0	2	1	0	0	0	0	0	0	0	0	0	0	0	0	0
1000	684	0	0	0	0	2	19	35	112	250	194	57	14	1	0	0	0	0	0	0	0	0	0	0	0	0	0	0	0
1100	568	0	0	0	0	1	17	29	112	198	144	52	13	2	0	0	0	0	0	0	0	0	0	0	0	0	0	0	0
1200	629	0	0	0	0	2	6	35	153	214	164	38	15	2	0	0	0	0	0	0	0	0	0	0	0	0	0	0	0
1300	559	0	0	0	0	1	3	37	152	202	118	37	7	1	1	0	0	0	0	0	0	0	0	0	0	0	0	0	0
1400	550	0	0	0	5	10	28	42	102	172	143	33	13	2	0	0	0	0	0	0	0	0	0	0	0	0	0	0	0
1500	627	0	0	0	0	0	3	40	137	221	155	56	10	4	1	0	0	0	0	0	0	0	0	0	0	0	0	0	0
1600	695	2	0	0	2	4	10	60	169	227	156	42	16	3	1	3	0	0	0	0	0	0	0	0	0	0	0	0	0
1700	748	2	0	0	4	8	20	74	162	252	150	53	18	3	1	0	1	0	0	0	0	0	0	0	0	0	0	0	0
1800	810	0	4	18	42	26	21	82	173	220	167	39	9	8	0	1	0	0	0	0	0	0	0	0	0	0	0	0	0
1900	587	0	0	0	4	2	12	27	95	206	164	52	20	2	1	1	1	0	0	0	0	0	0	0	0	0	0	0	0
2000	319	0	0	0	0	0	1	17	45	87	112	42	12	2	1	0	0	0	0	0	0	0	0	0	0	0	0	0	0
2100	280	0	0	0	2	7	2	13	43	84	89	28	8	2	2	0	0	0	0	0	0	0	0	0	0	0	0	0	0
2200	165	0	0	0	0	0	1	10	13	63	52	17	7	1	1	0	0	0	0	0	0	0	0	0	0	0	0	0	0
2300	104	0	0	0	0	0	0	0	9	29	35	21	7	2	1	0	0	0	0	0	0	0	0	0	0	0	0	0	0
07-19	8706	5	22	105	235	292	317	708	1901	2677	1746	507	143	33	7	6	1	1	0	0	0	0	0	0	0	0	0	0	0
06-22	10184	5	22	105	242	301	338	777	2119	3151	2181	679	201	42	11	7	2	1	0	0	0	0	0	0	0	0	0	0	0
06-00	10453	5	22	105	242	301	339	787	2141	3243	2268	717	215	45	13	7	2	1	0	0	0	0	0	0	0	0	0	0	0
00-00	10683	5	22	105	242	301	341	794	2162	3285	2339	765	247	50	15	7	2	1	0	0	0	0	0	0	0	0	0	0	0

Site C
Location R131, south of JTC Site 3
Direction Southbound

7352 / Ringsend
April 2017
Automatic Traffic Count

Wednesday, 05 April 2017

Time	Total	Classification												>PSL	>PSL%	>SL1	>SL1%	>SL2	>SL2%	Mean	Vpp
		1	2	3	4	5	6	7	8	9	10	11	12	50	50	55	55	60	60		85
		MCL	SV	SVT	TB2	TB3	T4	ART3	ART4	ART5	ART6	BD	DRT			+5kph	+5kph	+10kph	+10kph		
0000	51	1	50	0	0	0	0	0	0	0	0	0	0	24	47.1	11	21.6	3	5.9	48.7	55.4
0100	21	0	17	0	3	0	0	0	0	1	0	0	0	5	23.8	1	4.8	0	0	43.6	50.8
0200	12	0	11	0	1	0	0	0	0	0	0	0	0	3	25	1	8.3	0	0	47.3	52.2
0300	8	0	6	0	2	0	0	0	0	0	0	0	0	5	62.5	3	37.5	0	0	49	-
0400	12	0	5	0	6	0	0	0	0	0	1	0	0	5	41.7	2	16.7	0	0	46.2	52.6
0500	80	1	63	0	10	0	3	0	1	1	1	0	0	29	36.3	12	15	6	7.5	47.3	54.4
0600	321	7	256	2	32	4	7	0	2	6	5	0	0	64	19.9	16	5	6	1.9	44.3	50.8
0700	962	11	853	6	60	3	12	0	6	2	7	0	2	53	5.5	7	0.7	1	0.1	39.8	46.4
0800	980	14	884	6	49	6	14	0	4	0	2	0	1	29	3	5	0.5	1	0.1	32.5	43.9
0900	854	11	767	6	54	3	8	1	1	1	1	1	0	63	7.4	14	1.6	6	0.7	41.5	47.2
1000	740	10	649	1	65	1	11	0	2	0	0	0	1	81	10.9	29	3.9	10	1.4	42.1	49
1100	634	4	562	2	52	3	8	0	1	1	0	1	0	69	10.9	19	3	7	1.1	41.6	49
1200	667	4	592	3	56	3	7	0	1	0	0	1	0	62	9.3	16	2.4	5	0.7	40.8	47.9
1300	709	6	647	0	40	4	9	0	2	0	1	0	0	47	6.6	11	1.6	4	0.6	41.9	47.5
1400	593	2	512	9	58	1	9	0	2	0	0	0	0	52	8.8	6	1	1	0.2	42.4	47.9
1500	642	10	573	4	41	0	12	0	2	0	0	0	0	65	10.1	8	1.2	0	0	42.4	48.6
1600	660	15	609	3	28	0	4	0	0	1	0	0	0	39	5.9	9	1.4	2	0.3	40	47.2
1700	670	13	640	2	12	1	2	0	0	0	0	0	0	45	6.7	6	0.9	2	0.3	36.3	46.1
1800	683	11	654	4	11	0	0	0	1	0	2	0	0	39	5.7	12	1.8	2	0.3	40.4	46.8
1900	607	11	585	0	10	0	1	0	0	0	0	0	0	78	12.9	24	4	2	0.3	43.8	49.3
2000	364	7	347	2	6	1	0	0	1	0	0	0	0	61	16.8	16	4.4	5	1.4	45.3	50
2100	234	3	225	2	2	1	0	0	1	0	0	0	0	63	26.9	14	6	2	0.9	45.9	51.8
2200	209	1	206	0	1	0	0	0	1	0	0	0	0	58	27.8	21	10	4	1.9	47.6	52.6
2300	122	2	117	0	3	0	0	0	0	0	0	0	0	36	29.5	10	8.2	3	2.5	47.7	52.6
07-19	8794	111	7942	46	526	25	96	1	22	5	13	3	4	644	7.3	142	1.6	41	0.5	39.9	47.2
06-22	10320	139	9355	52	576	31	104	1	26	11	18	3	4	910	8.8	212	2.1	56	0.5	40.6	47.9
06-00	10651	142	9678	52	580	31	104	1	27	11	18	3	4	1004	9.4	243	2.3	63	0.6	40.8	48.2
00-00	10835	144	9830	52	602	31	107	1	28	13	20	3	4	1075	9.9	273	2.5	72	0.7	40.9	48.2

Site C
Location R131, south of JTC Site 3
Direction Southbound

7352 / Ringsend
April 2017
Automatic Traffic Count

Wednesday, 05 April 2017

Time	Total	Speed Bins (km/h)																											
		0 - 5	5 - 10	10 - 15	15 - 20	20 - 25	25 - 30	30 - 35	35 - 40	40 - 45	45 - 50	50 - 55	55 - 60	60 - 65	65 - 70	70 - 75	75 - 80	80 - 85	85 - 90	90 - 95	95 - 100	100 - 105	105 - 110	110 - 115	115 - 120	120 - 125	125 - 130	130 - 135	135 - 140
0000	51	0	0	0	0	0	2	0	2	12	11	13	8	3	0	0	0	0	0	0	0	0	0	0	0	0	0	0	0
0100	21	0	0	0	0	0	1	2	4	5	4	4	1	0	0	0	0	0	0	0	0	0	0	0	0	0	0	0	0
0200	12	0	0	0	0	0	0	0	1	3	5	2	1	0	0	0	0	0	0	0	0	0	0	0	0	0	0	0	0
0300	8	0	0	0	0	0	1	0	0	1	1	2	3	0	0	0	0	0	0	0	0	0	0	0	0	0	0	0	0
0400	12	0	0	0	0	0	0	1	3	1	2	3	2	0	0	0	0	0	0	0	0	0	0	0	0	0	0	0	0
0500	80	0	0	0	0	0	2	3	10	13	23	17	6	6	0	0	0	0	0	0	0	0	0	0	0	0	0	0	0
0600	321	0	0	0	1	5	8	15	40	89	99	48	10	4	2	0	0	0	0	0	0	0	0	0	0	0	0	0	0
0700	962	0	0	1	6	45	52	112	209	324	160	46	6	0	1	0	0	0	0	0	0	0	0	0	0	0	0	0	0
0800	980	0	2	15	146	149	96	107	166	174	96	24	4	0	1	0	0	0	0	0	0	0	0	0	0	0	0	0	0
0900	854	1	2	2	3	15	29	65	186	293	195	49	8	2	1	3	0	0	0	0	0	0	0	0	0	0	0	0	0
1000	740	1	0	0	0	10	31	62	157	242	156	52	19	6	2	2	0	0	0	0	0	0	0	0	0	0	0	0	0
1100	634	0	0	0	4	5	40	61	140	174	141	50	12	6	0	1	0	0	0	0	0	0	0	0	0	0	0	0	0
1200	667	0	0	3	4	23	37	56	146	209	127	46	11	4	1	0	0	0	0	0	0	0	0	0	0	0	0	0	0
1300	709	0	0	0	1	4	22	61	159	253	162	36	7	3	1	0	0	0	0	0	0	0	0	0	0	0	0	0	0
1400	593	0	0	0	0	2	18	44	121	209	147	46	5	1	0	0	0	0	0	0	0	0	0	0	0	0	0	0	0
1500	642	1	0	0	2	3	11	50	144	207	159	57	8	0	0	0	0	0	0	0	0	0	0	0	0	0	0	0	0
1600	660	3	2	2	15	15	36	65	151	183	149	30	7	2	0	0	0	0	0	0	0	0	0	0	0	0	0	0	0
1700	670	6	5	4	56	64	37	69	124	179	81	39	4	2	0	0	0	0	0	0	0	0	0	0	0	0	0	0	0
1800	683	6	0	0	5	8	38	64	171	223	129	27	10	1	0	0	0	0	0	0	0	0	0	0	0	0	0	0	1
1900	607	0	0	0	0	2	6	32	116	192	181	54	22	2	0	0	0	0	0	0	0	0	0	0	0	0	0	0	0
2000	364	0	0	0	0	0	0	15	44	108	136	45	11	4	0	0	1	0	0	0	0	0	0	0	0	0	0	0	0
2100	234	0	0	1	0	0	0	4	26	80	60	49	12	1	1	0	0	0	0	0	0	0	0	0	0	0	0	0	0
2200	209	0	0	0	0	0	0	1	13	52	85	37	17	2	2	0	0	0	0	0	0	0	0	0	0	0	0	0	0
2300	122	0	0	0	0	0	1	3	7	23	52	26	7	0	2	1	0	0	0	0	0	0	0	0	0	0	0	0	0
07-19	8794	18	11	27	242	343	447	816	1874	2670	1702	502	101	27	7	6	0	0	0	0	0	0	0	0	0	0	0	0	1
06-22	10320	18	11	28	243	350	461	882	2100	3139	2178	698	156	38	10	6	1	0	0	0	0	0	0	0	0	0	0	0	1
06-00	10651	18	11	28	243	350	462	886	2120	3214	2315	761	180	40	14	7	1	0	0	0	0	0	0	0	0	0	0	0	1
00-00	10835	18	11	28	243	350	468	892	2140	3249	2361	802	201	49	14	7	1	0	0	0	0	0	0	0	0	0	0	0	1

Site C
Location R131, south of JTC Site 3
Direction Southbound

7352 / Ringsend
April 2017
Automatic Traffic Count

Thursday, 06 April 2017

Time	Total	Classification												>PSL	>PSL%	>SL1	>SL1%	>SL2	>SL2%	Mean	Vpp
		1	2	3	4	5	6	7	8	9	10	11	12	50	50	55	55	60	60		85
		MCL	SV	SVT	TB2	TB3	T4	ART3	ART4	ART5	ART6	BD	DRT			+5kph	+5kph	+10kph	+10kph		
0000	63	0	62	0	1	0	0	0	0	0	0	0	0	23	36.5	7	11.1	1	1.6	48	52.9
0100	20	0	17	0	2	1	0	0	0	0	0	0	0	7	35	4	20	1	5	47.6	55.4
0200	13	0	9	0	2	0	0	0	0	0	2	0	0	6	46.2	4	30.8	1	7.7	49.3	56.2
0300	12	0	10	0	1	0	0	0	0	1	0	0	0	5	41.7	2	16.7	0	0	47.7	52.6
0400	12	0	5	0	3	1	1	0	0	0	2	0	0	1	8.3	1	8.3	1	8.3	43.4	47.9
0500	78	1	66	0	8	1	0	0	0	1	1	0	0	16	20.5	4	5.1	1	1.3	44.1	51.1
0600	349	4	298	1	23	1	10	0	2	3	7	0	0	48	13.8	20	5.7	2	0.6	42.6	49.7
0700	931	11	832	6	54	2	16	1	1	2	6	0	0	52	5.6	12	1.3	2	0.2	37.8	46.1
0800	1077	14	968	13	52	8	12	1	2	1	5	1	0	18	1.7	4	0.4	1	0.1	32.4	42.1
0900	839	8	747	5	68	2	5	0	1	0	3	0	0	53	6.3	15	1.8	4	0.5	40.7	46.1
1000	781	4	701	3	60	3	5	1	0	0	2	1	1	62	7.9	10	1.3	2	0.3	42.7	47.5
1100	592	3	515	1	59	2	9	1	2	0	0	0	0	60	10.1	12	2	3	0.5	42.6	47.9
1200	664	5	594	2	48	2	10	0	1	0	2	0	0	70	10.5	18	2.7	6	0.9	42.7	47.9
1300	629	3	573	1	41	2	7	0	1	0	0	0	1	63	10	19	3	4	0.6	42.3	48.6
1400	619	5	568	0	31	2	9	1	2	1	0	0	0	98	15.8	23	3.7	3	0.5	42.6	50
1500	650	7	597	1	33	2	4	1	3	1	1	0	0	48	7.4	10	1.5	2	0.3	41.6	47.5
1600	686	20	629	2	31	1	3	0	0	0	0	0	0	36	5.2	10	1.5	1	0.1	40.4	46.1
1700	624	21	591	2	9	0	0	0	1	0	0	0	0	27	4.3	10	1.6	5	0.8	40.9	46.1
1800	702	7	674	1	16	1	2	0	0	0	1	0	0	32	4.6	5	0.7	2	0.3	39.1	46.4
1900	578	9	552	0	15	0	1	0	0	0	1	0	0	64	11.1	12	2.1	4	0.7	43	48.2
2000	344	3	325	2	11	0	0	0	1	0	2	0	0	58	16.9	13	3.8	4	1.2	44.6	50.4
2100	249	2	239	0	7	1	0	0	0	0	0	0	0	45	18.1	14	5.6	4	1.6	45.6	51.1
2200	273	0	263	1	7	1	0	0	0	0	1	0	0	38	13.9	9	3.3	2	0.7	42.3	49
2300	176	3	165	0	6	1	0	0	0	0	1	0	0	42	23.9	14	8	7	4	45.2	52.2
07-19	8794	108	7989	37	502	27	82	6	14	5	20	2	2	619	7	148	1.7	35	0.4	40	46.8
06-22	10314	126	9403	40	558	29	93	6	17	8	30	2	2	834	8.1	207	2	49	0.5	40.6	47.2
06-00	10763	129	9831	41	571	31	93	6	17	8	32	2	2	914	8.5	230	2.1	58	0.5	40.7	47.5
00-00	10961	130	10000	41	588	34	94	6	17	10	37	2	2	972	8.9	252	2.3	63	0.6	40.8	47.5

Site C
Location R131, south of JTC Site 3
Direction Southbound

7352 / Ringsend
April 2017
Automatic Traffic Count

Thursday, 06 April 2017

Time	Total	Speed Bins (km/h)																											
		0 - 5	5 - 10	10 - 15	15 - 20	20 - 25	25 - 30	30 - 35	35 - 40	40 - 45	45 - 50	50 - 55	55 - 60	60 - 65	65 - 70	70 - 75	75 - 80	80 - 85	85 - 90	90 - 95	95 - 100	100 - 105	105 - 110	110 - 115	115 - 120	120 - 125	125 - 130	130 - 135	135 - 140
0000	63	0	0	0	0	0	0	0	4	16	20	16	6	1	0	0	0	0	0	0	0	0	0	0	0	0	0	0	0
0100	20	0	0	0	0	0	0	0	4	4	5	3	3	1	0	0	0	0	0	0	0	0	0	0	0	0	0	0	0
0200	13	0	0	0	0	0	0	1	1	2	3	2	3	0	0	0	1	0	0	0	0	0	0	0	0	0	0	0	0
0300	12	0	0	0	0	0	0	1	0	3	3	3	2	0	0	0	0	0	0	0	0	0	0	0	0	0	0	0	0
0400	12	0	0	0	0	0	0	3	1	2	5	0	0	1	0	0	0	0	0	0	0	0	0	0	0	0	0	0	0
0500	78	0	0	0	0	2	0	6	15	16	23	12	3	1	0	0	0	0	0	0	0	0	0	0	0	0	0	0	0
0600	349	0	0	0	1	2	15	34	58	111	80	28	18	2	0	0	0	0	0	0	0	0	0	0	0	0	0	0	0
0700	931	0	1	13	39	52	58	133	211	233	139	40	10	1	1	0	0	0	0	0	0	0	0	0	0	0	0	0	0
0800	1077	0	2	30	94	165	141	152	225	166	84	14	3	1	0	0	0	0	0	0	0	0	0	0	0	0	0	0	0
0900	839	0	0	0	0	5	35	102	237	276	131	38	11	2	0	1	1	0	0	0	0	0	0	0	0	0	0	0	0
1000	781	0	0	0	0	0	7	38	189	300	185	52	8	2	0	0	0	0	0	0	0	0	0	0	0	0	0	0	0
1100	592	0	0	0	0	1	10	44	143	194	140	48	9	1	1	1	0	0	0	0	0	0	0	0	0	0	0	0	0
1200	664	0	0	0	0	5	9	41	156	247	136	52	12	1	4	1	0	0	0	0	0	0	0	0	0	0	0	0	0
1300	629	0	1	2	0	12	13	48	118	226	146	44	15	2	2	0	0	0	0	0	0	0	0	0	0	0	0	0	0
1400	619	0	0	1	9	3	12	55	122	187	132	75	20	2	1	0	0	0	0	0	0	0	0	0	0	0	0	0	0
1500	650	1	0	0	1	5	19	63	156	210	147	38	8	2	0	0	0	0	0	0	0	0	0	0	0	0	0	0	0
1600	686	7	0	1	3	2	24	66	183	254	110	26	9	1	0	0	0	0	0	0	0	0	0	0	0	0	0	0	0
1700	624	6	1	0	0	11	10	55	156	224	134	17	5	4	1	0	0	0	0	0	0	0	0	0	0	0	0	0	0
1800	702	1	1	3	12	50	43	66	141	216	137	27	3	2	0	0	0	0	0	0	0	0	0	0	0	0	0	0	0
1900	578	0	0	0	0	4	11	28	120	214	137	52	8	1	3	0	0	0	0	0	0	0	0	0	0	0	0	0	0
2000	344	0	0	0	0	0	0	26	55	98	107	45	9	0	3	0	0	0	1	0	0	0	0	0	0	0	0	0	0
2100	249	0	0	0	0	0	0	8	25	92	79	31	10	2	2	0	0	0	0	0	0	0	0	0	0	0	0	0	0
2200	273	0	0	0	0	6	15	22	47	89	56	29	7	1	1	0	0	0	0	0	0	0	0	0	0	0	0	0	0
2300	176	0	0	0	0	0	3	10	31	45	45	28	7	6	1	0	0	0	0	0	0	0	0	0	0	0	0	0	0
07-19	8794	15	6	50	158	311	381	863	2037	2733	1621	471	113	21	10	3	1	0	0	0	0	0	0	0	0	0	0	0	0
06-22	10314	15	6	50	159	317	407	959	2295	3248	2024	627	158	26	18	3	1	0	1	0	0	0	0	0	0	0	0	0	0
06-00	10763	15	6	50	159	323	425	991	2373	3382	2125	684	172	33	20	3	1	0	1	0	0	0	0	0	0	0	0	0	0
00-00	10961	15	6	50	159	325	425	1002	2398	3425	2184	720	189	37	20	3	2	0	1	0	0	0	0	0	0	0	0	0	0

Site C
Location R131, south of JTC Site 3
Direction Southbound

7352 / Ringsend
April 2017
Automatic Traffic Count

Friday, 07 April 2017

Time	Total	Classification												>PSL	>PSL%	>SL1	>SL1%	>SL2	>SL2%	Mean	Vpp
		1	2	3	4	5	6	7	8	9	10	11	12	50	50	55	55	60	60		85
		MCL	SV	SVT	TB2	TB3	T4	ART3	ART4	ART5	ART6	BD	DRT			+5kph	+5kph	+10kph	+10kph		
0000	95	0	92	0	3	0	0	0	0	0	0	0	0	29	30.5	8	8.4	4	4.2	47.4	53.3
0100	40	0	39	0	1	0	0	0	0	0	0	0	0	11	27.5	5	12.5	0	0	46.9	53.6
0200	12	0	10	0	2	0	0	0	0	0	0	0	0	2	16.7	1	8.3	0	0	45.7	47.9
0300	11	0	11	0	0	0	0	0	0	0	0	0	0	6	54.5	2	18.2	0	0	47.2	54
0400	20	0	13	0	5	0	0	0	0	0	2	0	0	8	40	5	25	1	5	47.8	55.8
0500	72	0	57	0	8	1	1	0	0	1	4	0	0	22	30.6	8	11.1	1	1.4	45.7	53.6
0600	329	4	288	2	26	1	2	0	2	1	3	0	0	61	18.5	20	6.1	5	1.5	45.2	51.1
0700	1026	6	933	2	53	4	19	3	2	1	3	0	0	17	1.7	6	0.6	2	0.2	21.7	35.6
0800	973	14	874	2	58	7	7	1	3	3	4	0	0	25	2.6	5	0.5	2	0.2	32.5	44.6
0900	676	8	604	0	55	2	6	0	1	0	0	0	0	71	10.5	14	2.1	4	0.6	43.4	49
1000	668	5	574	4	70	2	10	0	3	0	0	0	0	40	6	14	2.1	6	0.9	40.4	46.4
1100	579	6	510	2	46	2	10	0	2	0	1	0	0	71	12.3	19	3.3	9	1.6	44.2	49.3
1200	703	10	620	2	57	1	8	2	1	0	1	1	0	85	12.1	25	3.6	5	0.7	40.9	49
1300	614	5	576	1	29	0	3	0	0	0	0	0	0	85	13.8	19	3.1	6	1	43.3	49.7
1400	707	9	646	8	31	0	10	0	0	1	2	0	0	101	14.3	27	3.8	4	0.6	41.7	49.7
1500	615	15	558	3	34	0	4	0	1	0	0	0	0	68	11.1	16	2.6	5	0.8	40.9	48.2
1600	750	13	693	8	26	1	5	0	1	2	1	0	0	36	4.8	6	0.8	2	0.3	37.3	45.7
1700	831	21	769	7	26	0	5	0	2	1	0	0	0	45	5.4	11	1.3	0	0	40.1	46.8
1800	693	7	664	3	16	0	1	0	0	1	1	0	0	80	11.5	21	3	6	0.9	44.4	49.3
1900	608	7	576	1	17	2	1	0	1	2	1	0	0	70	11.5	16	2.6	5	0.8	43	49
2000	325	4	309	1	9	0	1	0	0	1	0	0	0	65	20	17	5.2	6	1.8	44.2	51.1
2100	240	3	230	0	6	0	0	0	0	0	1	0	0	44	18.3	10	4.2	3	1.3	45.1	50.8
2200	218	0	211	0	4	1	0	0	0	1	1	0	0	34	15.6	7	3.2	3	1.4	45.2	50
2300	162	0	157	1	4	0	0	0	0	0	0	0	0	34	21	11	6.8	4	2.5	45.5	51.5
07-19	8835	119	8021	42	501	19	88	6	16	9	13	1	0	724	8.2	183	2.1	51	0.6	38.2	47.5
06-22	10337	137	9424	46	559	22	92	6	19	13	18	1	0	964	9.3	246	2.4	70	0.7	39.1	47.9
06-00	10717	137	9792	47	567	23	92	6	19	14	19	1	0	1032	9.6	264	2.5	77	0.7	39.3	48.2
00-00	10967	137	10014	47	586	24	93	6	19	15	25	1	0	1110	10.1	293	2.7	83	0.8	39.5	48.2

Site C
Location R131, south of JTC Site 3
Direction Southbound

7352 / Ringsend
April 2017
Automatic Traffic Count

Friday, 07 April 2017

Time	Total	Speed Bins (km/h)																											
		0 - 5	5 - 10	10 - 15	15 - 20	20 - 25	25 - 30	30 - 35	35 - 40	40 - 45	45 - 50	50 - 55	55 - 60	60 - 65	65 - 70	70 - 75	75 - 80	80 - 85	85 - 90	90 - 95	95 - 100	100 - 105	105 - 110	110 - 115	115 - 120	120 - 125	125 - 130	130 - 135	135 - 140
0000	95	0	0	0	0	0	0	2	8	18	38	21	4	4	0	0	0	0	0	0	0	0	0	0	0	0	0	0	0
0100	40	0	0	0	0	0	0	0	4	12	13	6	5	0	0	0	0	0	0	0	0	0	0	0	0	0	0	0	0
0200	12	0	0	0	0	0	0	0	1	7	2	1	1	0	0	0	0	0	0	0	0	0	0	0	0	0	0	0	0
0300	11	0	0	0	0	0	1	1	0	3	0	4	2	0	0	0	0	0	0	0	0	0	0	0	0	0	0	0	0
0400	20	0	0	0	0	0	0	1	4	2	5	3	4	1	0	0	0	0	0	0	0	0	0	0	0	0	0	0	0
0500	72	0	0	0	0	0	1	6	7	19	17	14	7	1	0	0	0	0	0	0	0	0	0	0	0	0	0	0	0
0600	329	0	0	0	0	1	1	17	42	92	115	41	15	3	2	0	0	0	0	0	0	0	0	0	0	0	0	0	0
0700	1026	1	32	346	257	80	82	66	49	53	43	11	4	1	0	0	0	0	0	1	0	0	0	0	0	0	0	0	0
0800	973	0	10	127	103	69	50	79	178	222	110	20	3	1	1	0	0	0	0	0	0	0	0	0	0	0	0	0	0
0900	676	1	0	1	0	4	8	35	117	248	191	57	10	1	3	0	0	0	0	0	0	0	0	0	0	0	0	0	0
1000	668	0	0	0	1	10	36	85	181	199	116	26	8	4	2	0	0	0	0	0	0	0	0	0	0	0	0	0	0
1100	579	0	0	0	0	0	1	20	109	209	169	52	10	6	1	1	1	0	0	0	0	0	0	0	0	0	0	0	0
1200	703	1	0	0	1	29	39	81	143	193	131	60	20	2	2	1	0	0	0	0	0	0	0	0	0	0	0	0	0
1300	614	0	1	1	0	4	7	41	122	194	159	66	13	6	0	0	0	0	0	0	0	0	0	0	0	0	0	0	0
1400	707	1	1	1	10	32	30	72	104	190	165	74	23	4	0	0	0	0	0	0	0	0	0	0	0	0	0	0	0
1500	615	4	3	0	8	17	20	73	116	178	128	52	11	4	1	0	0	0	0	0	0	0	0	0	0	0	0	0	0
1600	750	2	1	7	24	64	56	93	149	228	90	30	4	2	0	0	0	0	0	0	0	0	0	0	0	0	0	0	0
1700	831	1	0	0	24	28	31	78	180	274	170	34	11	0	0	0	0	0	0	0	0	0	0	0	0	0	0	0	0
1800	693	0	0	0	0	2	9	15	101	242	244	59	15	6	0	0	0	0	0	0	0	0	0	0	0	0	0	0	0
1900	608	0	0	0	0	6	13	41	114	210	154	54	11	4	1	0	0	0	0	0	0	0	0	0	0	0	0	0	0
2000	325	0	0	0	0	0	2	25	58	109	66	48	11	4	1	1	0	0	0	0	0	0	0	0	0	0	0	0	0
2100	240	0	0	0	0	0	3	6	30	86	71	34	7	3	0	0	0	0	0	0	0	0	0	0	0	0	0	0	0
2200	218	0	0	0	0	0	0	4	26	78	76	27	4	2	1	0	0	0	0	0	0	0	0	0	0	0	0	0	0
2300	162	0	0	0	0	0	3	7	12	52	54	23	7	4	0	0	0	0	0	0	0	0	0	0	0	0	0	0	0
07-19	8835	11	48	483	428	339	369	738	1549	2430	1716	541	132	37	10	2	1	0	0	1	0	0	0	0	0	0	0	0	0
06-22	10337	11	48	483	428	346	388	827	1793	2927	2122	718	176	51	14	3	1	0	0	1	0	0	0	0	0	0	0	0	0
06-00	10717	11	48	483	428	346	391	838	1831	3057	2252	768	187	57	15	3	1	0	0	1	0	0	0	0	0	0	0	0	0
00-00	10967	11	48	483	428	346	393	848	1855	3118	2327	817	210	63	15	3	1	0	0	1	0	0	0	0	0	0	0	0	0

Site C
Location R131, south of JTC Site 3
Direction Southbound

7352 / Ringsend
April 2017
Automatic Traffic Count

Virtual Day (7)

Time	Total	Classification												>PSL	>PSL%	>SL1	>SL1%	>SL2	>SL2%	Mean	Vpp
		1	2	3	4	5	6	7	8	9	10	11	12	50	50	55	55	60	60		85
		MCL	SV	SVT	TB2	TB3	T4	ART3	ART4	ART5	ART6	BD	DRT			+5kph	+5kph	+10kph	+10kph		
0000	81	1	76	0	4	0	0	0	0	0	0	0	0	25	30.7	8	9.9	2	2.5	46.6	53.3
0100	34	0	31	0	2	0	0	0	0	0	0	0	0	12	34.7	4	12.1	1	1.7	47.5	53.6
0200	16	0	13	0	2	0	0	0	0	0	0	0	0	5	33.9	2	12.8	0	1.8	47.1	54.4
0300	11	0	9	0	1	0	0	0	0	0	0	0	0	5	42.1	3	23.7	1	5.3	48	56.5
0400	14	0	9	0	4	0	0	0	0	0	1	0	0	4	29.6	3	21.4	1	7.1	47.4	55.8
0500	65	1	53	0	7	1	1	0	1	1	2	0	0	21	31.9	9	13.9	3	4	46.6	54.4
0600	254	4	214	1	21	1	4	0	2	3	4	0	0	52	20.5	16	6.5	4	1.5	44.7	51.1
0700	731	7	650	3	50	2	10	1	2	1	3	0	0	52	7.1	12	1.7	3	0.5	36.6	46.4
0800	799	12	718	5	46	4	8	0	3	1	2	0	0	37	4.7	9	1.2	2	0.3	33.9	45
0900	700	7	632	4	47	2	5	0	1	0	1	0	0	69	9.8	15	2.2	4	0.6	41.7	48.2
1000	651	5	581	2	51	2	7	0	1	0	1	0	0	66	10.2	17	2.6	4	0.6	42.3	48.2
1100	593	6	530	2	42	2	8	0	1	1	0	0	0	60	10.1	14	2.4	4	0.7	42.2	48.2
1200	657	6	595	2	45	1	6	0	1	0	1	0	0	66	10	16	2.5	4	0.6	41.6	48.2
1300	666	5	619	2	29	2	6	0	1	0	0	0	0	59	8.8	14	2.1	3	0.5	39.3	47.9
1400	665	5	611	4	32	2	9	0	1	0	0	0	0	66	9.9	16	2.4	3	0.5	38.7	48.2
1500	624	8	576	3	29	1	5	0	1	0	0	0	0	64	10.2	15	2.4	4	0.7	42	48.2
1600	662	13	617	3	23	1	3	0	0	0	1	0	0	48	7.3	11	1.6	3	0.5	40.5	47.2
1700	653	16	616	4	14	1	2	0	0	0	0	0	0	44	6.7	11	1.7	3	0.5	40	46.8
1800	667	9	636	3	15	1	1	0	0	0	1	0	0	61	9.1	15	2.3	4	0.6	41.7	48.2
1900	531	6	510	1	12	1	1	0	0	0	1	0	0	70	13.2	17	3.3	3	0.6	43.7	49.3
2000	320	4	305	2	7	0	0	0	1	1	1	0	0	54	16.9	13	4.1	4	1.1	44.7	50.4
2100	227	2	218	1	4	1	0	0	0	0	1	0	0	41	18	10	4.5	3	1.1	45.1	50.4
2200	219	1	211	0	4	0	0	0	1	0	1	0	0	41	18.5	12	5.6	3	1.2	45.2	50.8
2300	145	1	139	0	4	0	0	0	0	0	0	0	0	34	23.1	11	7.6	4	2.9	46	51.8
07-19	8068	99	7382	37	423	21	69	3	14	6	11	1	1	691	8.6	166	2.1	43	0.5	39.9	47.5
06-22	9401	114	8629	41	467	24	74	3	17	10	18	1	1	908	9.7	224	2.4	57	0.6	40.5	48.2
06-00	9765	117	8980	42	475	25	74	3	18	11	19	1	1	982	10.1	247	2.5	64	0.7	40.7	48.2
00-00	9986	119	9171	42	494	26	75	3	18	12	23	1	1	1054	10.6	276	2.8	71	0.7	40.8	48.6

Site C
Location R131, south of JTC Site 3
Direction Southbound

7352 / Ringsend
April 2017
Automatic Traffic Count

Virtual Day (7)

Time	Total	Speed Bins (km/h)																											
		0 - 5	5 - 10	10 - 15	15 - 20	20 - 25	25 - 30	30 - 35	35 - 40	40 - 45	45 - 50	50 - 55	55 - 60	60 - 65	65 - 70	70 - 75	75 - 80	80 - 85	85 - 90	90 - 95	95 - 100	100 - 105	105 - 110	110 - 115	115 - 120	120 - 125	125 - 130	130 - 135	135 - 140
0000	81	0	0	0	0	0	1	3	9	20	24	17	6	2	0	0	0	0	0	0	0	0	0	0	0	0	0	0	0
0100	34	0	0	0	0	0	0	0	3	8	10	8	4	1	0	0	0	0	0	0	0	0	0	0	0	0	0	0	0
0200	16	0	0	0	0	0	0	1	1	4	4	3	2	0	0	0	0	0	0	0	0	0	0	0	0	0	0	0	0
0300	11	0	0	0	0	0	0	1	0	2	3	2	2	1	0	0	0	0	0	0	0	0	0	0	0	0	0	0	0
0400	14	0	0	0	0	0	0	1	2	2	5	1	2	1	0	0	0	0	0	0	0	0	0	0	0	0	0	0	0
0500	65	0	0	0	0	0	1	3	8	13	19	12	6	2	0	0	0	0	0	0	0	0	0	0	0	0	0	0	0
0600	254	0	0	0	0	1	5	14	34	73	74	36	13	3	1	0	0	0	0	0	0	0	0	0	0	0	0	0	0
0700	731	0	5	52	47	30	35	70	144	186	110	39	9	2	1	0	0	0	0	0	0	0	0	0	0	0	0	0	0
0800	799	0	5	36	78	94	68	85	146	164	86	28	7	1	1	0	0	0	0	0	0	0	0	0	0	0	0	0	0
0900	700	0	0	3	6	17	20	53	145	231	156	53	11	2	1	1	0	0	0	0	0	0	0	0	0	0	0	0	0
1000	651	0	0	2	3	5	18	45	137	220	154	50	13	2	1	0	0	0	0	0	0	0	0	0	0	0	0	0	0
1100	593	0	0	1	4	9	20	45	120	190	145	46	10	3	0	1	0	0	0	0	0	0	0	0	0	0	0	0	0
1200	657	0	0	1	3	19	25	52	133	210	147	50	12	2	1	0	0	0	0	0	0	0	0	0	0	0	0	0	0
1300	666	0	1	17	24	38	32	50	119	194	133	45	10	2	1	0	0	0	0	0	0	0	0	0	0	0	0	0	0
1400	665	1	2	19	23	42	49	57	105	173	129	50	12	3	0	0	0	0	0	0	0	0	0	0	0	0	0	0	0
1500	624	1	1	2	5	9	16	51	119	203	152	49	11	3	1	0	0	0	0	0	0	0	0	0	0	0	0	0	0
1600	662	3	1	2	11	18	27	57	144	220	131	37	8	2	0	1	0	0	0	0	0	0	0	0	0	0	0	0	0
1700	653	3	1	1	15	22	28	64	141	208	125	33	8	2	1	0	0	0	0	0	0	0	0	0	0	0	0	0	0
1800	667	1	1	3	8	14	20	47	132	218	162	45	11	3	1	0	0	0	0	0	0	0	0	0	0	0	0	0	0
1900	531	0	0	0	1	3	7	25	94	181	151	53	14	2	1	0	0	0	0	0	0	0	0	0	0	0	0	0	0
2000	320	0	0	0	0	0	2	17	46	104	98	41	10	2	1	0	0	0	0	0	0	0	0	0	0	0	0	0	0
2100	227	0	0	0	0	1	1	7	26	79	71	31	8	1	1	0	0	0	0	0	0	0	0	0	0	0	0	0	0
2200	219	0	0	0	0	1	2	9	24	70	73	28	10	2	1	0	0	0	0	0	0	0	0	0	0	0	0	0	0
2300	145	0	0	0	0	0	1	4	17	40	49	23	7	3	1	0	0	0	0	0	0	0	0	0	0	0	0	0	0
07-19	8068	10	19	139	226	316	359	675	1584	2417	1631	525	123	28	9	4	1	0	0	0	0	0	0	0	0	0	0	0	0
06-22	9401	10	19	139	228	322	373	738	1784	2853	2025	685	167	36	13	4	1	0	0	0	0	0	0	0	0	0	0	0	0
06-00	9765	10	19	139	228	323	377	751	1825	2964	2147	735	183	41	15	5	2	0	0	0	0	0	0	0	0	0	0	0	0
00-00	9986	10	19	139	228	323	379	760	1849	3013	2212	778	205	47	15	5	2	0	0	0	0	0	0	0	0	0	0	0	0

Site C
Location R131, south of JTC Site 3
Direction Southbound

7352 / Ringsend
April 2017
Automatic Traffic Count

Virtual Week (1)

Time	Total	Classification												>PSL	>PSL%	>SL1	>SL1%	>SL2	>SL2%	Mean	Vpp
		1	2	3	4	5	6	7	8	9	10	11	12	50	50	55	55	60	60		85
		MCL	SV	SVT	TB2	TB3	T4	ART3	ART4	ART5	ART6	BD	DRT			+5kph	+5kph	+10kph	+10kph		
Mon	10343	141	9394	48	575	32	83	3	20	20	25	1	1	1102	10.7	287	2.8	76	0.7	41.6	48.6
Tue	10683	153	9628	50	651	25	95	3	24	19	34	0	1	1087	10.2	322	3	75	0.7	41.1	48.2
Wed	10835	144	9830	52	602	31	107	1	28	13	20	3	4	1075	9.9	273	2.5	72	0.7	40.9	48.2
Thu	10961	130	10000	41	588	34	94	6	17	10	37	2	2	972	8.9	252	2.3	63	0.6	40.8	47.5
Fri	10967	137	10014	47	586	24	93	6	19	15	25	1	0	1110	10.1	293	2.7	83	0.8	39.5	48.2
| Sat	8538	58	8040	31	300	33	45	0	12	5	12	1	1	882	10.3	229	2.7	56	0.7	38.6	48.2
| Sun	7574	69	7293	24	157	4	9	0	8	4	5	1	0	1148	15.2	273	3.6	69	0.9	44	50
5 Day Ave.	10758	141	9773	48	600	29	94	4	22	15	28	1	2	1069	9.9	285	2.6	74	0.7	40.8	48.1
7 Day Ave.	9986	119	9171	42	494	26	75	3	18	12	23	1	1	1054	10.6	276	2.8	71	0.7	40.8	48.6
--	69901	832	64199	293	3459	183	526	19	128	86	158	9	9	7376	10.6	1929	2.8	494	0.7	40.8	48.6

Summary Graphs

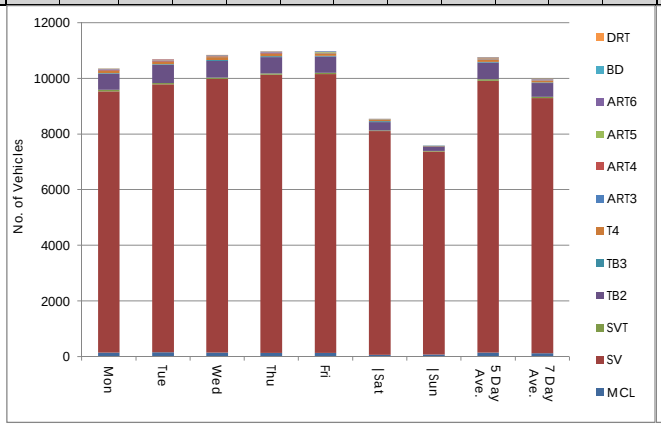

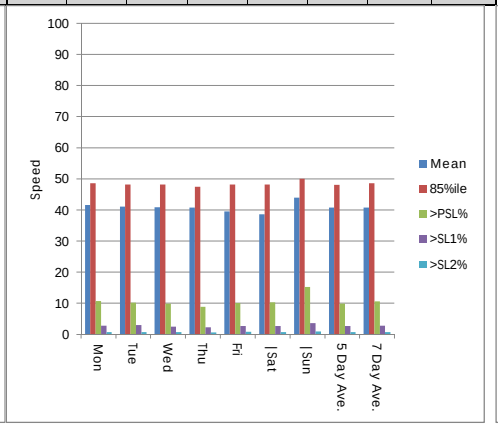

Site C
Location R131, south of JTC Site 3
Direction Southbound

7352 / Ringsend
April 2017
Automatic Traffic Count

Virtual Week (1)

Time	Total	Speed Bins (km/h)																											
		0 - 5	5 - 10	10 - 15	15 - 20	20 - 25	25 - 30	30 - 35	35 - 40	40 - 45	45 - 50	50 - 55	55 - 60	60 - 65	65 - 70	70 - 75	75 - 80	80 - 85	85 - 90	90 - 95	95 - 100	100 - 105	105 - 110	110 - 115	115 - 120	120 - 125	125 - 130	130 - 135	135 - 140
Mon	10343	13	9	23	125	252	358	856	2051	3284	2270	815	211	49	14	6	3	1	2	0	0	0	1	0	0	0	0	0	0
Tue	10683	5	22	105	242	301	341	794	2162	3285	2339	765	247	50	15	7	2	1	0	0	0	0	0	0	0	0	0	0	0
Wed	10835	18	11	28	243	350	468	892	2140	3249	2361	802	201	49	14	7	1	0	0	0	0	0	0	0	0	0	0	0	1
Thu	10961	15	6	50	159	325	425	1002	2398	3425	2184	720	189	37	20	3	2	0	1	0	0	0	0	0	0	0	0	0	0
Fri	10967	11	48	483	428	346	393	848	1855	3118	2327	817	210	63	15	3	1	0	0	1	0	0	0	0	0	0	0	0	0
| Sat	8538	7	35	285	377	625	587	577	1142	2198	1823	653	173	38	13	4	0	0	0	0	1	0	0	0	0	0	0	0	0
| Sun	7574	1	3	2	24	63	82	350	1192	2531	2178	875	204	46	16	4	3	0	0	0	0	0	0	0	0	0	0	0	0
5 Day Ave.	10758	12	19	138	239	315	397	878	2121	3272	2296	784	212	50	16	5	2	0	1	0	0	0	0	0	0	0	0	0	0
7 Day Ave.	9986	10	19	139	228	323	379	760	1849	3013	2212	778	205	47	15	5	2	0	0	0	0	0	0	0	0	0	0	0	0
--	69901	70	134	976	1598	2262	2654	5319	12940	21090	15482	5447	1435	332	107	34	12	2	3	1	1	0	1	0	0	0	0	0	1

Summary Graphs

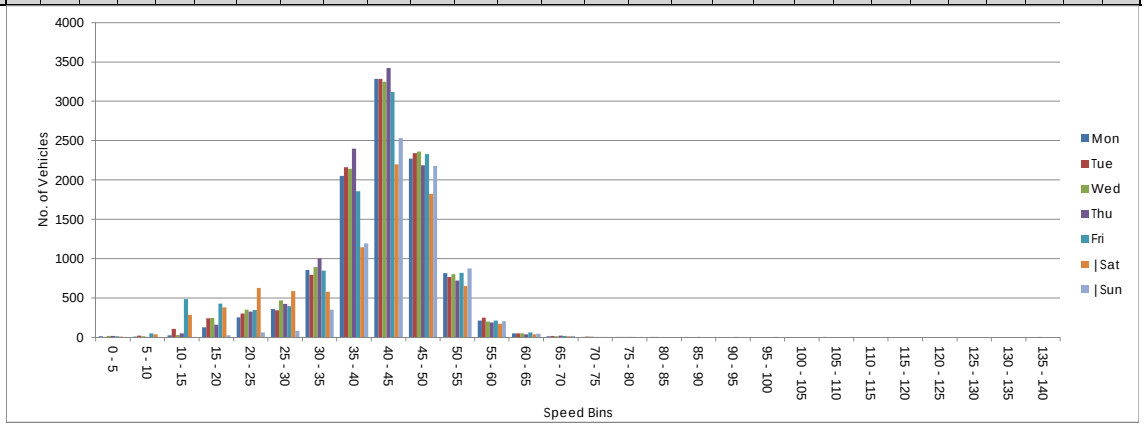

Site C
Location R131, south of JTC Site 3
Direction Northbound/Southbound

7352 / Ringsend
April 2017
Automatic Traffic Count

Saturday, 01 April 2017

Time	Total	Classification												>PSL	>PSL%	>SL1	>SL1%	>SL2	>SL2%	Mean	Vpp
		1	2	3	4	5	6	7	8	9	10	11	12	50	50	55	55	60	60		85
		MCL	SV	SVT	TB2	TB3	T4	ART3	ART4	ART5	ART6	BD	DRT			+5kph	+5kph	+10kph	+10kph		
0000	195	1	178	0	6	9	1	0	0	0	0	0	0	34	17.4	11	5.6	4	2.1	44.4	50.8
0100	99	1	92	0	2	3	1	0	0	0	0	0	0	47	47.5	18	18.2	2	2	49.3	55.4
0200	46	0	43	0	3	0	0	0	0	0	0	0	0	20	43.5	7	15.2	3	6.5	49.2	54.4
0300	33	0	30	0	1	1	1	0	0	0	0	0	0	11	33.3	5	15.2	5	15.2	49	54.4
0400	69	0	59	0	4	1	1	0	0	0	4	0	0	30	43.5	11	15.9	4	5.8	49.6	54.7
0500	126	2	103	0	6	5	0	0	2	2	6	0	0	50	39.7	31	24.6	11	8.7	49.4	58
0600	240	6	178	1	19	12	10	0	4	1	9	0	0	89	37.1	34	14.2	10	4.2	47.7	54.4
0700	418	16	342	1	35	10	13	0	0	0	1	0	0	203	48.6	61	14.6	25	6	49.2	54.7
0800	782	12	673	6	46	21	15	0	0	3	6	0	0	168	21.5	53	6.8	15	1.9	45.9	51.5
0900	1011	6	929	3	36	16	15	0	0	0	2	2	2	175	17.3	39	3.9	12	1.2	44.6	50.4
1000	1115	17	1010	6	41	13	13	0	1	0	7	3	4	123	11	35	3.1	10	0.9	41.7	48.6
1100	1299	30	1174	8	34	18	20	0	1	1	8	1	4	83	6.4	17	1.3	8	0.6	40.4	47.2
1200	1308	21	1178	7	50	22	12	0	2	0	7	2	7	110	8.4	21	1.6	2	0.2	40.3	47.9
1300	1500	19	1397	12	21	26	18	0	0	2	2	1	2	41	2.7	8	0.5	2	0.1	30.8	43.2
1400	1433	14	1337	2	20	29	22	0	0	0	3	3	3	38	2.7	4	0.3	2	0.1	29.9	43.2
1500	1107	12	1025	2	22	24	14	0	0	1	2	2	3	102	9.2	22	2	9	0.8	40.9	47.9
1600	978	10	913	2	23	23	3	0	1	0	2	1	0	99	10.1	25	2.6	7	0.7	43.2	48.6
1700	1332	8	1227	9	27	37	13	1	0	0	6	3	1	46	3.5	9	0.7	1	0.1	32.6	43.9
1800	1097	10	1025	4	30	15	6	0	0	0	6	0	1	124	11.3	27	2.5	5	0.5	41.4	49
1900	756	5	710	1	19	14	3	0	0	1	3	0	0	117	15.5	33	4.4	10	1.3	45.6	50
2000	560	6	531	0	10	10	1	0	1	1	0	0	0	111	19.8	25	4.5	4	0.7	45.1	50.8
2100	273	4	255	0	5	5	1	0	0	1	2	0	0	70	25.6	13	4.8	3	1.1	46.4	51.1
2200	312	7	288	0	7	8	0	0	1	1	0	0	0	69	22.1	22	7.1	9	2.9	46.2	51.8
2300	379	2	361	1	9	5	0	0	0	0	0	1	0	77	20.3	23	6.1	8	2.1	46.1	51.1
07-19	13380	175	12230	62	385	254	164	1	5	7	52	18	27	1312	9.8	321	2.4	98	0.7	38.8	48.2
06-22	15209	196	13904	64	438	295	179	1	10	11	66	18	27	1699	11.2	426	2.8	125	0.8	39.6	48.6
06-00	15900	205	14553	65	454	308	179	1	11	12	66	19	27	1845	11.6	471	3	142	0.9	39.9	49
00-00	16468	209	15058	65	476	327	183	1	13	14	76	19	27	2037	12.4	554	3.4	171	1	40.2	49

Site C
Location R131, south of JTC Site 3
Direction Northbound/Southbound

7352 / Ringsend
April 2017
Automatic Traffic Count

Sunday, 02 April 2017

Time	Total	Classification												>PSL	>PSL%	>SL1	>SL1%	>SL2	>SL2%	Mean	Vpp
		1	2	3	4	5	6	7	8	9	10	11	12	50	50	55	55	60	60		85
		MCL	SV	SVT	TB2	TB3	T4	ART3	ART4	ART5	ART6	BD	DRT			+5kph	+5kph	+10kph	+10kph		
0000	171	2	157	0	10	1	1	0	0	0	0	0	0	69	40.4	24	14	13	7.6	48.3	54.4
0100	97	0	88	0	5	3	1	0	0	0	0	0	0	23	23.7	5	5.2	2	2.1	46.6	51.1
0200	45	0	41	0	2	2	0	0	0	0	0	0	0	15	33.3	6	13.3	2	4.4	47.5	54
0300	33	0	31	0	1	1	0	0	0	0	0	0	0	16	48.5	7	21.2	0	0	50.8	56.2
0400	49	0	47	0	2	0	0	0	0	0	0	0	0	38	77.6	15	30.6	4	8.2	53.2	58
0500	79	2	72	0	3	1	0	0	0	0	1	0	0	47	59.5	19	24.1	7	8.9	51.3	58.3
0600	169	2	151	0	5	9	0	0	0	1	1	0	0	81	47.9	29	17.2	9	5.3	49.2	56.2
0700	258	7	222	2	16	5	2	0	2	0	2	0	0	101	39.1	43	16.7	11	4.3	48.1	55.1
0800	364	10	318	0	26	6	0	0	2	0	2	0	0	137	37.6	48	13.2	10	2.7	47.8	54
0900	727	30	647	4	18	18	6	0	0	0	4	0	0	188	25.9	63	8.7	12	1.7	45.4	52.2
1000	989	38	891	1	18	23	14	0	1	0	3	0	0	184	18.6	50	5.1	4	0.4	44.8	50.8
1100	1017	41	919	3	15	20	13	0	0	0	3	1	2	157	15.4	27	2.7	7	0.7	43.9	50
1200	1182	33	1089	3	19	19	13	0	0	0	3	1	2	154	13	36	3	10	0.8	43	49.3
1300	1297	24	1219	4	9	16	17	0	1	1	3	2	1	160	12.3	37	2.9	9	0.7	43.4	49
1400	1194	20	1116	3	13	21	15	0	0	0	2	2	2	144	12.1	28	2.3	7	0.6	43.5	49
1500	1225	25	1150	5	11	19	12	0	0	1	0	0	2	156	12.7	45	3.7	9	0.7	43.7	49.3
1600	1167	31	1094	1	11	14	8	0	0	0	4	4	0	187	16	30	2.6	5	0.4	44.1	50
1700	1090	25	997	5	20	25	8	0	0	0	6	0	4	131	12	31	2.8	8	0.7	43.1	49
1800	1016	21	937	4	17	18	9	0	1	4	2	2	1	128	12.6	33	3.2	10	1	43.2	49.3
1900	823	6	770	4	14	15	11	0	0	0	3	0	0	114	13.9	21	2.6	3	0.4	44.4	49.3
2000	593	4	560	1	7	14	2	0	1	2	2	0	0	92	15.5	14	2.4	5	0.8	44.8	50
2100	409	7	381	1	5	8	4	0	1	1	1	0	0	88	21.5	23	5.6	8	2	46.4	51.1
2200	277	6	256	0	2	8	1	0	1	1	2	0	0	92	33.2	30	10.8	6	2.2	47.2	53.6
2300	164	4	150	0	5	4	0	0	0	0	1	0	0	45	27.4	16	9.8	8	4.9	47.8	52.6
07-19	11526	305	10599	35	193	204	117	0	7	6	34	12	14	1827	15.9	471	4.1	102	0.9	44	50
06-22	13520	324	12461	41	224	250	134	0	9	10	41	12	14	2202	16.3	558	4.1	127	0.9	44.2	50
06-00	13961	334	12867	41	231	262	135	0	10	11	44	12	14	2339	16.8	604	4.3	141	1	44.3	50.4
00-00	14435	338	13303	41	254	270	137	0	10	11	45	12	14	2547	17.6	680	4.7	169	1.2	44.4	50.4

Site C
Location R131, south of JTC Site 3
Direction Northbound/Southbound

7352 / Ringsend
April 2017
Automatic Traffic Count

Monday, 03 April 2017

Time	Total	Classification												>PSL	>PSL%	>SL1	>SL1%	>SL2	>SL2%	Mean	Vpp
		1	2	3	4	5	6	7	8	9	10	11	12	50	50	55	55	60	60		85
		MCL	SV	SVT	TB2	TB3	T4	ART3	ART4	ART5	ART6	BD	DRT			+5kph	+5kph	+10kph	+10kph		
0000	117	4	103	0	6	3	0	0	0	1	0	0	0	51	43.6	22	18.8	6	5.1	49.1	56.9
0100	34	1	31	0	1	0	0	0	0	0	1	0	0	19	55.9	8	23.5	2	5.9	50.8	56.2
0200	17	0	14	0	1	1	1	0	0	0	0	0	0	3	17.6	2	11.8	2	11.8	47.2	48.2
0300	18	1	15	0	2	0	0	0	0	0	0	0	0	6	33.3	4	22.2	3	16.7	48.4	55.1
0400	95	0	79	0	4	3	2	0	0	0	6	1	0	55	57.9	21	22.1	7	7.4	50.7	57.6
0500	248	4	201	1	11	12	3	0	1	3	12	0	0	116	46.8	49	19.8	19	7.7	50.1	55.8
0600	727	27	594	0	37	31	14	0	2	5	16	1	0	197	27.1	50	6.9	14	1.9	46.2	52.2
0700	1711	45	1494	8	83	25	29	1	2	1	15	4	4	148	8.6	42	2.5	14	0.8	41	47.5
0800	1746	51	1541	11	82	23	21	0	5	2	7	1	2	77	4.4	17	1	5	0.3	36.4	45
0900	1451	36	1246	6	91	33	19	1	8	2	6	1	2	139	9.6	32	2.2	14	1	41.7	48.2
1000	1133	14	964	3	78	26	33	0	1	2	10	1	1	143	12.6	29	2.6	8	0.7	42.7	49
1100	1032	13	869	5	72	14	49	0	0	2	5	2	1	103	10	31	3	3	0.3	42	48.6
1200	1021	19	888	4	53	19	23	0	1	1	7	5	1	115	11.3	24	2.4	6	0.6	42.9	49
1300	1110	21	960	3	56	26	27	1	0	3	7	3	3	129	11.6	30	2.7	5	0.5	41.4	49
1400	1084	11	924	4	75	29	29	0	3	0	8	1	0	113	10.4	33	3	9	0.8	42.4	48.6
1500	1315	20	1153	9	63	24	29	1	2	1	10	1	2	118	9	33	2.5	11	0.8	41	47.5
1600	1520	28	1395	7	51	15	17	0	2	0	3	0	2	76	5	14	0.9	2	0.1	31.6	44.6
1700	1405	45	1287	18	31	10	10	2	1	0	0	0	1	32	2.3	9	0.6	5	0.4	29.4	43.9
1800	1392	29	1272	15	32	27	7	0	2	2	5	1	0	163	11.7	38	2.7	6	0.4	42.6	49
1900	1024	15	949	4	23	12	10	0	1	2	6	0	2	122	11.9	29	2.8	7	0.7	42.5	49.3
2000	566	9	520	3	11	10	3	0	0	1	8	1	0	116	20.5	35	6.2	9	1.6	45.3	51.5
2100	423	8	395	1	4	7	3	0	0	1	4	0	0	78	18.4	18	4.3	3	0.7	45.2	50.4
2200	522	5	496	0	9	5	2	0	1	0	4	0	0	104	19.9	27	5.2	5	1	45.9	51.1
2300	147	3	132	0	6	1	1	0	0	0	4	0	0	46	31.3	17	11.6	5	3.4	47.6	53.3
07-19	15920	332	13993	93	767	271	293	6	27	16	83	20	19	1356	8.5	332	2.1	88	0.6	39.2	47.5
06-22	18660	391	16451	101	842	331	323	6	30	25	117	22	21	1869	10	464	2.5	121	0.6	40	48.2
06-00	19329	399	17079	101	857	337	326	6	31	25	125	22	21	2019	10.4	508	2.6	131	0.7	40.2	48.6
00-00	19858	409	17522	102	882	356	332	6	32	29	144	23	21	2269	11.4	614	3.1	170	0.9	40.5	48.6

Site C
Location R131, south of JTC Site 3
Direction Northbound/Southbound

7352 / Ringsend
April 2017
Automatic Traffic Count

Tuesday, 04 April 2017

Time	Total	Classification												>PSL	>PSL%	>SL1	>SL1%	>SL2	>SL2%	Mean	Vpp
		1	2	3	4	5	6	7	8	9	10	11	12	50	50	55	55	60	60		85
		MCL	SV	SVT	TB2	TB3	T4	ART3	ART4	ART5	ART6	BD	DRT			+5kph	+5kph	+10kph	+10kph		
0000	99	2	86	0	6	0	1	1	0	1	2	0	0	38	38.4	15	15.2	3	3	47.6	54.7
0100	52	0	45	0	3	1	0	0	2	1	0	0	0	26	50	9	17.3	3	5.8	50.3	55.4
0200	21	1	17	0	2	0	0	0	0	0	1	0	0	15	71.4	9	42.9	1	4.8	50.9	56.5
0300	25	2	19	0	2	0	0	0	0	1	1	0	0	13	52	6	24	1	4	49.2	58
0400	91	0	76	0	6	3	2	0	0	2	2	0	0	62	68.1	35	38.5	13	14.3	53.2	59
0500	254	4	219	0	13	7	3	0	1	4	3	0	0	108	42.5	42	16.5	9	3.5	48.8	55.1
0600	777	26	647	1	34	28	17	0	4	2	16	1	1	160	20.6	47	6	8	1	45.3	51.1
0700	1817	42	1588	12	94	19	33	0	5	3	13	3	5	127	7	37	2	15	0.8	39.6	46.8
0800	1795	52	1596	8	64	28	27	0	3	4	11	0	2	89	5	25	1.4	8	0.4	34.3	44.6
0900	1502	30	1296	9	79	27	35	1	1	1	17	4	2	118	7.9	25	1.7	5	0.3	39.3	47.5
1000	1246	21	1054	7	97	22	32	1	2	1	6	2	1	137	11	34	2.7	2	0.2	43.2	48.6
1100	1055	14	890	6	92	19	21	0	3	2	6	2	0	142	13.5	41	3.9	9	0.9	43.2	49.3
1200	1237	11	1040	3	107	24	38	0	3	3	7	0	1	108	8.7	36	2.9	13	1.1	42.2	47.9
1300	1132	11	970	4	65	27	42	0	1	1	9	0	2	89	7.9	15	1.3	5	0.4	42.2	47.9
1400	1156	11	1015	8	64	21	26	0	5	3	2	1	0	116	10	29	2.5	5	0.4	42.1	48.6
1500	1343	23	1180	6	74	20	21	1	2	2	10	2	2	130	9.7	31	2.3	8	0.6	41.4	47.9
1600	1601	28	1431	14	73	22	17	0	2	2	8	1	3	80	5	35	2.2	13	0.8	35.7	45.7
1700	1510	53	1345	13	36	31	17	0	0	1	8	2	4	147	9.7	45	3	8	0.5	40.7	48.2
1800	1450	46	1325	11	27	25	5	0	1	2	6	1	1	139	9.6	30	2.1	12	0.8	39.9	47.9
1900	1114	29	1010	6	31	18	9	1	0	0	5	2	3	148	13.3	37	3.3	7	0.6	43.4	49.3
2000	650	20	585	4	20	13	2	0	1	2	3	0	0	106	16.3	29	4.5	11	1.7	44.7	50.4
2100	521	6	483	3	9	13	1	0	1	2	3	0	0	98	18.8	24	4.6	4	0.8	45.3	50.4
2200	323	16	289	1	7	5	1	0	2	0	2	0	0	70	21.7	25	7.7	6	1.9	46.1	51.8
2300	171	5	158	0	4	2	1	0	0	1	0	0	0	58	33.9	29	17	10	5.8	48.6	54.7
07-19	16844	342	14730	101	872	285	314	3	28	25	103	18	23	1422	8.4	383	2.3	103	0.6	39.9	47.5
06-22	19906	423	17455	115	966	357	343	4	34	31	130	21	27	1934	9.7	520	2.6	133	0.7	40.6	48.2
06-00	20400	444	17902	116	977	364	345	4	36	32	132	21	27	2062	10.1	574	2.8	149	0.7	40.8	48.2
00-00	20942	453	18364	116	1009	375	351	5	39	41	141	21	27	2324	11.1	690	3.3	179	0.9	41	48.6

Site C
Location R131, south of JTC Site 3
Direction Northbound/Southbound

7352 / Ringsend
April 2017
Automatic Traffic Count

Wednesday, 05 April 2017

Time	Total	Classification												>PSL	>PSL%	>SL1	>SL1%	>SL2	>SL2%	Mean	Vpp
		1	2	3	4	5	6	7	8	9	10	11	12	50	50	55	55	60	60		85
		MCL	SV	SVT	TB2	TB3	T4	ART3	ART4	ART5	ART6	BD	DRT			+5kph	+5kph	+10kph	+10kph		
0000	69	2	64	0	2	0	0	0	0	0	1	0	0	35	50.7	15	21.7	4	5.8	49.4	56.9
0100	31	0	24	0	3	1	1	0	0	2	0	0	0	9	29	2	6.5	0	0	45.1	50.8
0200	16	0	15	0	1	0	0	0	0	0	0	0	0	5	31.3	3	18.8	1	6.3	49.2	59
0300	34	1	30	0	2	1	0	0	0	0	0	0	0	29	85.3	16	47.1	7	20.6	55	63.4
0400	92	0	69	0	9	4	3	0	2	0	5	0	0	56	60.9	24	26.1	5	5.4	51.3	56.9
0500	247	6	204	0	12	11	4	0	1	3	6	0	0	115	46.6	48	19.4	13	5.3	49.2	56.2
0600	831	30	675	2	41	29	25	0	2	6	17	3	1	173	20.8	49	5.9	21	2.5	45.7	51.1
0700	1755	41	1532	10	73	21	37	0	8	3	18	6	6	124	7.1	32	1.8	10	0.6	40.1	46.8
0800	1785	54	1589	10	59	22	32	0	4	0	10	3	2	79	4.4	15	0.8	3	0.2	34.8	44.6
0900	1659	31	1456	11	80	31	30	1	3	2	7	3	4	111	6.7	26	1.6	11	0.7	40.1	46.8
1000	1367	18	1174	4	93	31	35	0	2	1	4	2	3	162	11.9	52	3.8	19	1.4	42.6	48.6
1100	1166	13	999	3	85	27	30	0	1	2	4	1	1	139	11.9	41	3.5	14	1.2	42.5	49
1200	1326	21	1153	8	82	28	20	0	2	1	8	2	1	105	7.9	22	1.7	6	0.5	40.3	47.5
1300	1415	17	1251	3	72	25	37	0	3	1	6	0	0	102	7.2	25	1.8	7	0.5	41	47.2
1400	1223	8	1047	15	84	27	34	0	2	2	3	0	1	115	9.4	22	1.8	7	0.6	41.9	47.9
1500	1487	29	1279	10	81	29	44	0	4	1	5	5	0	101	6.8	15	1	3	0.2	39.5	46.8
1600	1362	29	1231	6	59	13	15	1	1	3	3	1	0	63	4.6	21	1.5	9	0.7	33	45.4
1700	1323	27	1240	7	29	7	9	0	0	1	3	0	0	45	3.4	6	0.5	2	0.2	27.8	42.8
1800	1393	30	1302	12	18	11	13	1	1	0	4	1	0	54	3.9	14	1	2	0.1	31.1	45
1900	1116	27	1028	0	21	25	6	0	0	0	6	2	1	153	13.7	46	4.1	5	0.4	44.2	49.7
2000	705	13	638	3	15	27	5	0	2	0	1	0	1	123	17.4	32	4.5	9	1.3	45.4	50.4
2100	521	10	483	2	8	15	0	0	2	0	1	0	0	109	20.9	23	4.4	5	1	45.9	51.1
2200	379	5	361	0	2	9	0	0	1	0	1	0	0	114	30.1	42	11.1	8	2.1	47.8	52.9
2300	197	4	182	0	6	4	0	0	1	0	0	0	0	78	39.6	27	13.7	13	6.6	48.9	54.4
07-19	17261	318	15253	99	815	272	336	3	31	17	75	24	18	1200	7	291	1.7	93	0.5	37.8	46.8
06-22	20434	398	18077	106	900	368	372	3	37	23	100	29	21	1758	8.6	441	2.2	133	0.7	39	47.5
06-00	21010	407	18620	106	908	381	372	3	39	23	101	29	21	1950	9.3	510	2.4	154	0.7	39.2	47.9
00-00	21499	416	19026	106	937	398	380	3	42	28	113	29	21	2199	10.2	618	2.9	184	0.9	39.5	48.2

Site C
Location R131, south of JTC Site 3
Direction Northbound/Southbound

7352 / Ringsend
April 2017
Automatic Traffic Count

Thursday, 06 April 2017

Time	Total	Classification												>PSL	>PSL%	>SL1	>SL1%	>SL2	>SL2%	Mean	Vpp
		1	2	3	4	5	6	7	8	9	10	11	12	50	50	55	55	60	60		85
		MCL	SV	SVT	TB2	TB3	T4	ART3	ART4	ART5	ART6	BD	DRT			+5kph	+5kph	+10kph	+10kph		
0000	88	1	81	0	3	2	1	0	0	0	0	0	0	34	38.6	10	11.4	2	2.3	48	53.3
0100	35	0	31	0	2	2	0	0	0	0	0	0	0	17	48.6	7	20	2	5.7	48.9	55.4
0200	23	0	16	0	2	1	1	0	0	0	3	0	0	11	47.8	8	34.8	2	8.7	50.2	56.9
0300	33	1	27	0	1	0	0	0	1	1	2	0	0	20	60.6	11	33.3	4	12.1	51.6	58.3
0400	101	1	83	0	7	3	1	0	0	1	5	0	0	71	70.3	30	29.7	9	8.9	52.2	57.2
0500	246	5	200	1	10	16	5	0	0	1	8	0	0	96	39	27	11	9	3.7	47.5	53.3
0600	834	23	702	1	34	24	28	0	2	8	9	2	1	125	15	44	5.3	7	0.8	44.3	49.7
0700	1720	43	1513	12	71	21	35	1	3	2	14	3	2	123	7.2	29	1.7	6	0.3	39.1	46.8
0800	1856	44	1635	17	67	38	29	1	2	3	14	2	4	57	3.1	18	1	3	0.2	35.1	45
0900	1478	24	1277	10	95	28	24	0	2	1	11	3	3	95	6.4	32	2.2	9	0.6	40.8	46.4
1000	1403	17	1223	4	88	28	21	1	1	3	10	5	2	104	7.4	15	1.1	3	0.2	41.9	47.2
1100	1186	11	998	4	101	28	32	1	2	0	5	1	3	134	11.3	44	3.7	9	0.8	42.6	48.2
1200	1338	17	1168	4	79	28	30	0	1	0	10	0	1	141	10.5	38	2.8	13	1	41.5	48.6
1300	1343	21	1177	2	67	30	32	0	1	1	7	1	4	124	9.2	37	2.8	13	1	41.9	48.2
1400	1314	16	1161	4	64	24	28	1	3	2	10	0	1	166	12.6	42	3.2	6	0.5	41.4	49
1500	1499	18	1324	7	75	36	17	1	5	3	11	0	2	97	6.5	22	1.5	5	0.3	39.3	46.4
1600	1380	29	1265	10	50	9	10	1	3	0	3	0	0	39	2.8	11	0.8	2	0.1	30.6	43.9
1700	1366	34	1256	15	43	8	8	0	1	0	1	0	0	34	2.5	11	0.8	6	0.4	29.6	44.3
1800	1370	19	1278	8	35	14	10	1	0	0	4	1	0	63	4.6	14	1	5	0.4	31.4	45
1900	1102	24	1019	4	27	16	4	0	0	1	6	0	1	136	12.3	27	2.5	7	0.6	43.4	49
2000	658	12	602	2	19	16	2	0	1	0	4	0	0	112	17	29	4.4	9	1.4	45.1	50.4
2100	497	11	453	0	16	13	1	0	0	0	3	0	0	111	22.3	31	6.2	8	1.6	46.5	52.2
2200	454	5	427	1	10	5	2	0	0	0	3	1	0	78	17.2	19	4.2	6	1.3	44	50
2300	289	6	263	0	10	6	2	0	0	1	1	0	0	69	23.9	22	7.6	9	3.1	45.3	51.5
07-19	17253	293	15275	97	835	292	276	8	24	15	100	16	22	1177	6.8	313	1.8	80	0.5	37.8	46.8
06-22	20344	363	18051	104	931	361	311	8	27	24	122	18	24	1661	8.2	444	2.2	111	0.5	38.8	47.5
06-00	21087	374	18741	105	951	372	315	8	27	25	126	19	24	1808	8.6	485	2.3	126	0.6	39	47.5
00-00	21613	382	19179	106	976	396	323	8	28	28	144	19	24	2057	9.5	578	2.7	154	0.7	39.3	47.9

Site C
Location R131, south of JTC Site 3
Direction Northbound/Southbound

7352 / Ringsend
April 2017
Automatic Traffic Count

Friday, 07 April 2017

Time	Total	Classification												>PSL	>PSL%	>SL1	>SL1%	>SL2	>SL2%	Mean	Vpp
		1	2	3	4	5	6	7	8	9	10	11	12	50	50	55	55	60	60		85
		MCL	SV	SVT	TB2	TB3	T4	ART3	ART4	ART5	ART6	BD	DRT			+5kph	+5kph	+10kph	+10kph		
0000	141	1	132	0	5	2	1	0	0	0	0	0	0	51	36.2	16	11.3	7	5	47.2	54.4
0100	64	1	58	0	2	2	0	0	0	0	1	0	0	19	29.7	10	15.6	2	3.1	47.9	54.4
0200	24	1	18	0	2	1	0	0	0	1	1	0	0	9	37.5	6	25	1	4.2	46.6	55.4
0300	32	2	26	0	2	1	0	0	0	1	0	0	0	22	68.8	10	31.3	4	12.5	51.3	58.7
0400	98	1	79	0	6	2	1	0	0	2	7	0	0	59	60.2	30	30.6	11	11.2	52.2	58.3
0500	226	3	180	0	10	13	3	0	1	3	11	2	0	91	40.3	32	14.2	13	5.8	47.2	54.7
0600	777	19	656	2	33	23	22	0	2	3	13	2	2	200	25.7	59	7.6	16	2.1	46.4	52.6
0700	1697	32	1534	2	66	15	28	3	2	3	7	2	3	57	3.4	12	0.7	3	0.2	29.5	43.9
0800	1643	36	1462	6	70	27	21	1	4	4	10	2	0	75	4.6	22	1.3	11	0.7	35.4	45.4
0900	1318	20	1157	4	76	23	26	0	1	1	5	3	2	150	11.4	29	2.2	7	0.5	42.7	49
1000	1270	24	1063	9	97	26	39	0	5	1	4	1	1	88	6.9	24	1.9	6	0.5	40.6	47.2
1100	1170	14	1010	5	86	22	23	0	2	0	5	1	2	154	13.2	41	3.5	16	1.4	43.9	49.7
1200	1300	18	1124	4	88	25	24	2	3	2	5	5	0	164	12.6	59	4.5	10	0.8	40.3	49
1300	1407	16	1260	5	58	21	35	1	0	1	6	2	2	143	10.2	33	2.3	7	0.5	36.1	47.9
1400	1466	19	1285	14	62	19	50	0	1	1	12	2	1	164	11.2	49	3.3	13	0.9	40.6	48.2
1500	1366	35	1215	11	62	12	22	0	3	0	5	1	0	102	7.5	27	2	6	0.4	34.2	46.4
1600	1540	31	1402	14	49	10	21	2	2	2	5	1	1	49	3.2	11	0.7	6	0.4	30.8	43.6
1700	1608	42	1456	11	53	13	23	0	2	2	4	1	1	129	8	30	1.9	9	0.6	37.6	47.5
1800	1325	25	1225	4	26	24	12	0	0	2	5	1	1	149	11.2	37	2.8	8	0.6	43.7	49
1900	1200	17	1098	4	31	28	6	0	2	5	9	0	0	147	12.3	39	3.3	12	1	43.5	49
2000	632	13	585	1	14	10	7	0	0	2	0	0	0	136	21.5	42	6.6	15	2.4	45.4	51.5
2100	475	6	441	0	15	8	2	0	0	0	3	0	0	83	17.5	24	5.1	9	1.9	45	50.8
2200	402	7	378	0	6	6	0	0	0	1	4	0	0	97	24.1	23	5.7	7	1.7	46.2	51.8
2300	278	1	262	1	7	5	1	0	0	0	1	0	0	88	31.7	26	9.4	9	3.2	47.1	52.9
07-19	17110	312	15193	89	793	237	324	9	25	19	73	22	14	1424	8.3	374	2.2	102	0.6	37.6	47.5
06-22	20194	367	17973	96	886	306	361	9	29	29	98	24	16	1990	9.9	538	2.7	154	0.8	38.7	48.2
06-00	20874	375	18613	97	899	317	362	9	29	30	103	24	16	2175	10.4	587	2.8	170	0.8	38.9	48.2
00-00	21459	384	19106	97	926	338	367	9	30	37	123	26	16	2426	11.3	691	3.2	208	1	39.2	48.6

Site C
Location R131, south of JTC Site 3
Direction Northbound/Southbound

7352 / Ringsend
April 2017
Automatic Traffic Count

Virtual Day (7)

Time	Total	Classification												>PSL	>PSL%	>SL1	>SL1%	>SL2	>SL2%	Mean	Vpp
		1	2	3	4	5	6	7	8	9	10	11	12	50	50	55	55	60	60		85
		MCL	SV	SVT	TB2	TB3	T4	ART3	ART4	ART5	ART6	BD	DRT			+5kph	+5kph	+10kph	+10kph		
0000	126	2	114	0	5	2	1	0	0	0	0	0	0	45	35.5	16	12.8	6	4.4	47.3	54.4
0100	59	0	53	0	3	2	0	0	0	0	0	0	0	23	38.8	8	14.3	2	3.2	48.4	54.4
0200	27	0	23	0	2	1	0	0	0	0	1	0	0	11	40.6	6	21.4	2	6.3	48.6	56.2
0300	30	1	25	0	2	1	0	0	0	0	0	0	0	17	56.3	8	28.4	3	11.5	51	58.3
0400	85	0	70	0	5	2	1	0	0	1	4	0	0	53	62.4	24	27.9	8	8.9	51.7	57.6
0500	204	4	168	0	9	9	3	0	1	2	7	0	0	89	43.7	35	17.4	12	5.7	48.8	55.8
0600	622	19	515	1	29	22	17	0	2	4	12	1	1	146	23.5	45	7.2	12	2	45.8	51.8
0700	1339	32	1175	7	63	17	25	1	3	2	10	3	3	126	9.4	37	2.7	12	0.9	38.7	47.9
0800	1424	37	1259	8	59	24	21	0	3	2	9	1	1	97	6.8	28	2	8	0.6	36.5	46.4
0900	1307	25	1144	7	68	25	22	0	2	1	7	2	2	139	10.7	35	2.7	10	0.8	41.6	48.6
1000	1218	21	1054	5	73	24	27	0	2	1	6	2	2	134	11	34	2.8	7	0.6	42.4	48.6
1100	1132	19	980	5	69	21	27	0	1	1	5	1	2	130	11.5	35	3.1	9	0.8	42.6	49
1200	1245	20	1091	5	68	24	23	0	2	1	7	2	2	128	10.3	34	2.7	9	0.7	41.4	48.6
1300	1315	18	1176	5	50	24	30	0	1	1	6	1	2	113	8.6	26	2	7	0.5	39.3	47.5
1400	1267	14	1126	7	55	24	29	0	2	1	6	1	1	122	9.7	30	2.3	7	0.6	40	47.9
1500	1335	23	1189	7	55	23	23	0	2	1	6	2	2	115	8.6	28	2.1	7	0.5	39.9	47.5
1600	1364	27	1247	8	45	15	13	1	2	1	4	1	1	85	6.2	21	1.5	6	0.5	34.9	46.4
1700	1376	33	1258	11	34	19	13	0	1	1	4	1	2	81	5.9	20	1.5	6	0.4	34.4	46.1
1800	1292	26	1195	8	26	19	9	0	1	1	5	1	1	117	9.1	28	2.1	7	0.5	38.8	47.9
1900	1019	18	941	3	24	18	7	0	0	1	5	1	1	134	13.1	33	3.3	7	0.7	43.7	49.3
2000	623	11	574	2	14	14	3	0	1	1	3	0	0	114	18.2	29	4.7	9	1.4	45.1	50.8
2100	446	7	413	1	9	10	2	0	1	1	2	0	0	91	20.4	22	5	6	1.3	45.8	51.1
2200	381	7	356	0	6	7	1	0	1	0	2	0	0	89	23.4	27	7	7	1.8	46.1	51.8
2300	232	4	215	0	7	4	1	0	0	0	1	0	0	66	28.4	23	9.8	9	3.8	47	52.9
07-19	15613	297	13896	82	666	259	261	4	21	15	74	19	20	1388	8.9	355	2.3	95	0.6	39.1	47.9
06-22	18324	352	16339	90	741	324	289	4	25	22	96	21	21	1873	10.2	484	2.6	129	0.7	39.9	48.2
06-00	18937	363	16911	90	754	334	291	4	26	23	100	21	21	2028	10.7	534	2.8	145	0.8	40.1	48.6
00-00	19468	370	17365	90	780	351	296	5	28	27	112	21	21	2266	11.6	632	3.2	176	0.9	40.4	48.6

Site C
Location R131, south of JTC Site 3
Direction Northbound/Southbound

7352 / Ringsend
April 2017
Automatic Traffic Count

Virtual Week (1)

Time	Total	Classification												>PSL	>PSL%	>SL1	>SL1%	>SL2	>SL2%	Mean	Vpp
		1	2	3	4	5	6	7	8	9	10	11	12	50	50	55	55	60	60		85
		MCL	SV	SVT	TB2	TB3	T4	ART3	ART4	ART5	ART6	BD	DRT			+5kph	+5kph	+10kph	+10kph		
Mon	19858	409	17522	102	882	356	332	6	32	29	144	23	21	2269	11.4	614	3.1	170	0.9	40.5	48.6
Tue	20942	453	18364	116	1009	375	351	5	39	41	141	21	27	2324	11.1	690	3.3	179	0.9	41	48.6
Wed	21499	416	19026	106	937	398	380	3	42	28	113	29	21	2199	10.2	618	2.9	184	0.9	39.5	48.2
Thu	21613	382	19179	106	976	396	323	8	28	28	144	19	24	2057	9.5	578	2.7	154	0.7	39.3	47.9
Fri	21459	384	19106	97	926	338	367	9	30	37	123	26	16	2426	11.3	691	3.2	208	1	39.2	48.6
| Sat	16468	209	15058	65	476	327	183	1	13	14	76	19	27	2037	12.4	554	3.4	171	1	40.2	49
| Sun	14435	338	13303	41	254	270	137	0	10	11	45	12	14	2547	17.6	680	4.7	169	1.2	44.4	50.4
5 Day Ave.	21074	409	18639	105	946	373	351	6	34	33	133	24	22	2255	10.7	638	3.0	179	0.8	39.9	48.4
7 Day Ave.	19468	370	17365	90	780	351	296	5	28	27	112	21	21	2266	11.6	632	3.2	176	0.9	40.4	48.6
--	136274	2591	121558	633	5460	2460	2073	32	194	188	786	149	150	15859	11.6	4425	3.2	1235	0.9	40.4	48.6

Summary Graphs

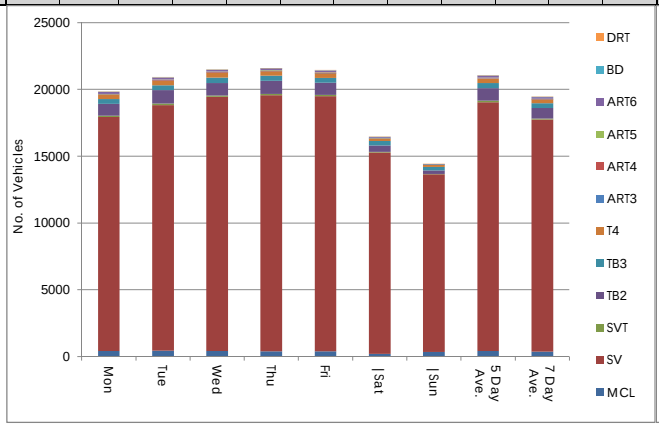

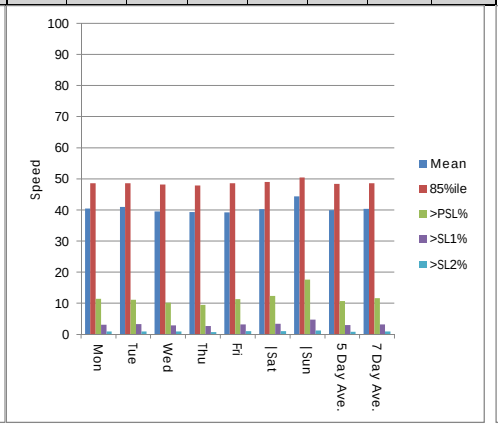

Site C
Location R131, south of JTC Site 3
Direction Northbound/Southbound

7352 / Ringsend
April 2017
Automatic Traffic Count

Saturday, 01 April 2017

Time	Total	Speed Bins (km/h)																											
		0 - 5	5 - 10	10 - 15	15 - 20	20 - 25	25 - 30	30 - 35	35 - 40	40 - 45	45 - 50	50 - 55	55 - 60	60 - 65	65 - 70	70 - 75	75 - 80	80 - 85	85 - 90	90 - 95	95 - 100	100 - 105	105 - 110	110 - 115	115 - 120	120 - 125	125 - 130	130 - 135	135 - 140
0000	195	0	0	0	0	1	2	11	37	60	50	23	7	4	0	0	0	0	0	0	0	0	0	0	0	0	0	0	0
0100	99	0	0	0	0	0	0	3	1	18	30	29	16	1	1	0	0	0	0	0	0	0	0	0	0	0	0	0	0
0200	46	0	0	0	0	0	0	0	2	14	10	13	4	2	0	1	0	0	0	0	0	0	0	0	0	0	0	0	0
0300	33	0	0	0	0	1	0	0	3	3	15	6	0	4	1	0	0	0	0	0	0	0	0	0	0	0	0	0	0
0400	69	0	0	0	0	0	0	1	1	9	28	19	7	4	0	0	0	0	0	0	0	0	0	0	0	0	0	0	0
0500	126	0	0	0	1	0	2	4	4	23	42	19	20	5	3	2	1	0	0	0	0	0	0	0	0	0	0	0	0
0600	240	0	0	0	0	2	3	12	16	42	76	55	24	7	3	0	0	0	0	0	0	0	0	0	0	0	0	0	0
0700	418	0	0	0	0	0	2	6	35	65	107	142	36	14	10	1	0	0	0	0	0	0	0	0	0	0	0	0	0
0800	782	1	0	0	0	3	8	15	67	259	261	115	38	14	1	0	0	0	0	0	0	0	0	0	0	0	0	0	0
0900	1011	0	0	1	1	7	11	34	155	349	278	136	27	6	2	0	0	0	0	0	0	4	0	0	0	0	0	0	0
1000	1115	0	1	14	31	34	36	51	185	339	301	88	25	6	3	1	0	0	0	0	0	0	0	0	0	0	0	0	0
1100	1299	0	0	5	21	47	71	109	266	432	265	66	9	7	0	0	0	0	0	1	0	0	0	0	0	0	0	0	0
1200	1308	0	3	7	15	64	74	115	256	376	288	89	19	2	0	0	0	0	0	0	0	0	0	0	0	0	0	0	0
1300	1500	2	8	118	185	241	185	146	205	251	118	33	6	2	0	0	0	0	0	0	0	0	0	0	0	0	0	0	0
1400	1433	4	15	132	130	239	260	143	169	198	105	34	2	1	0	0	0	0	0	0	1	0	0	0	0	0	0	0	0
1500	1107	0	6	12	19	38	56	88	173	327	286	80	13	5	2	2	0	0	0	0	0	0	0	0	0	0	0	0	0
1600	978	0	0	2	1	12	11	43	167	387	256	74	18	7	0	0	0	0	0	0	0	0	0	0	0	0	0	0	0
1700	1332	0	37	111	94	95	167	158	249	250	125	37	8	1	0	0	0	0	0	0	0	0	0	0	0	0	0	0	0
1800	1097	1	7	25	27	19	48	59	154	329	304	97	22	2	3	0	0	0	0	0	0	0	0	0	0	0	0	0	0
1900	756	0	0	0	1	0	0	11	78	287	262	84	23	3	1	4	0	0	0	0	0	2	0	0	0	0	0	0	0
2000	560	0	0	0	0	1	3	23	76	166	180	86	21	4	0	0	0	0	0	0	0	0	0	0	0	0	0	0	0
2100	273	0	0	0	0	0	0	2	34	73	94	57	10	0	3	0	0	0	0	0	0	0	0	0	0	0	0	0	0
2200	312	0	0	0	1	0	0	8	28	96	110	47	13	7	1	1	0	0	0	0	0	0	0	0	0	0	0	0	0
2300	379	0	0	0	1	0	1	7	51	102	140	54	15	6	0	0	0	0	0	0	0	0	0	2	0	0	0	0	0
07-19	13380	8	77	427	524	799	929	967	2081	3562	2694	991	223	67	21	4	0	0	0	1	1	4	0	0	0	0	0	0	0
06-22	15209	8	77	427	525	802	935	1015	2285	4130	3306	1273	301	81	28	8	0	0	0	1	1	6	0	0	0	0	0	0	0
06-00	15900	8	77	427	527	802	936	1030	2364	4328	3556	1374	329	94	29	9	0	0	0	1	1	6	0	2	0	0	0	0	0
00-00	16468	8	77	427	528	804	940	1049	2412	4455	3731	1483	383	114	34	12	1	0	0	1	1	6	0	2	0	0	0	0	0

Site C
Location R131, south of JTC Site 3
Direction Northbound/Southbound

7352 / Ringsend
April 2017
Automatic Traffic Count

Sunday, 02 April 2017

Time	Total	Speed Bins (km/h)																											
		0 - 5	5 - 10	10 - 15	15 - 20	20 - 25	25 - 30	30 - 35	35 - 40	40 - 45	45 - 50	50 - 55	55 - 60	60 - 65	65 - 70	70 - 75	75 - 80	80 - 85	85 - 90	90 - 95	95 - 100	100 - 105	105 - 110	110 - 115	115 - 120	120 - 125	125 - 130	130 - 135	135 - 140
0000	171	0	0	0	0	2	0	3	14	44	39	45	11	9	3	0	0	1	0	0	0	0	0	0	0	0	0	0	0
0100	97	0	0	0	1	0	1	0	7	29	36	18	3	2	0	0	0	0	0	0	0	0	0	0	0	0	0	0	0
0200	45	0	0	0	0	0	0	3	2	10	15	9	4	2	0	0	0	0	0	0	0	0	0	0	0	0	0	0	0
0300	33	0	0	0	0	0	0	0	0	3	14	9	7	0	0	0	0	0	0	0	0	0	0	0	0	0	0	0	0
0400	49	0	0	0	0	0	0	0	1	2	8	23	11	3	1	0	0	0	0	0	0	0	0	0	0	0	0	0	0
0500	79	0	0	0	1	0	0	0	4	9	18	28	12	5	1	1	0	0	0	0	0	0	0	0	0	0	0	0	0
0600	169	0	0	0	1	0	3	1	6	28	49	52	20	6	3	0	0	0	0	0	0	0	0	0	0	0	0	0	0
0700	258	1	2	0	0	3	2	6	11	48	84	58	32	8	3	0	0	0	0	0	0	0	0	0	0	0	0	0	0
0800	364	0	0	0	1	3	3	3	20	84	113	89	38	7	3	0	0	0	0	0	0	0	0	0	0	0	0	0	0
0900	727	0	0	0	2	18	19	21	81	193	205	125	51	7	3	0	0	0	0	0	0	0	2	0	0	0	0	0	0
1000	989	0	0	0	4	17	16	33	113	289	333	134	46	2	1	0	1	0	0	0	0	0	0	0	0	0	0	0	0
1100	1017	0	0	1	4	16	17	38	134	356	294	130	20	5	1	0	1	0	0	0	0	0	0	0	0	0	0	0	0
1200	1182	0	0	1	6	32	24	63	188	405	309	118	26	5	2	2	1	0	0	0	0	0	0	0	0	0	0	0	0
1300	1297	0	1	3	4	5	12	87	208	466	351	123	28	8	0	1	0	0	0	0	0	0	0	0	0	0	0	0	0
1400	1194	0	1	1	5	11	15	54	208	414	341	116	21	7	0	0	0	0	0	0	0	0	0	0	0	0	0	0	0
1500	1225	0	0	1	13	12	13	59	182	407	382	111	36	7	2	0	0	0	0	0	0	0	0	0	0	0	0	0	0
1600	1167	0	0	2	5	5	10	56	182	377	343	157	25	4	0	1	0	0	0	0	0	0	0	0	0	0	0	0	0
1700	1090	0	0	0	7	11	13	66	198	362	302	100	23	7	1	0	0	0	0	0	0	0	0	0	0	0	0	0	0
1800	1016	0	0	0	2	15	13	55	185	379	239	95	23	7	3	0	0	0	0	0	0	0	0	0	0	0	0	0	0
1900	823	0	0	0	0	0	1	15	155	299	239	93	18	1	1	1	0	0	0	0	0	0	0	0	0	0	0	0	0
2000	593	0	0	0	1	1	3	12	70	225	189	78	9	4	1	0	0	0	0	0	0	0	0	0	0	0	0	0	0
2100	409	0	0	0	1	0	3	7	26	121	163	65	15	6	2	0	0	0	0	0	0	0	0	0	0	0	0	0	0
2200	277	0	0	0	0	0	1	10	24	66	84	62	24	4	1	0	1	0	0	0	0	0	0	0	0	0	0	0	0
2300	164	0	0	0	0	1	0	0	10	42	66	29	8	5	1	1	1	0	0	0	0	0	0	0	0	0	0	0	0
07-19	11526	1	4	9	53	148	157	541	1710	3780	3296	1356	369	74	19	4	3	0	0	0	0	0	2	0	0	0	0	0	0
06-22	13520	1	4	9	56	149	167	576	1967	4453	3936	1644	431	91	26	5	3	0	0	0	0	0	2	0	0	0	0	0	0
06-00	13961	1	4	9	56	150	168	586	2001	4561	4086	1735	463	100	28	6	5	0	0	0	0	0	2	0	0	0	0	0	0
00-00	14435	1	4	9	58	152	169	592	2029	4658	4216	1867	511	121	33	7	5	1	0	0	0	0	2	0	0	0	0	0	0

Site C
Location R131, south of JTC Site 3
Direction Northbound/Southbound

7352 / Ringsend
April 2017
Automatic Traffic Count

Monday, 03 April 2017

Time	Total	Speed Bins (km/h)																											
		0 - 5	5 - 10	10 - 15	15 - 20	20 - 25	25 - 30	30 - 35	35 - 40	40 - 45	45 - 50	50 - 55	55 - 60	60 - 65	65 - 70	70 - 75	75 - 80	80 - 85	85 - 90	90 - 95	95 - 100	100 - 105	105 - 110	110 - 115	115 - 120	120 - 125	125 - 130	130 - 135	135 - 140
0000	117	0	0	0	0	1	0	3	6	18	38	29	16	6	0	0	0	0	0	0	0	0	0	0	0	0	0	0	0
0100	34	0	0	0	0	0	0	0	1	3	11	11	6	2	0	0	0	0	0	0	0	0	0	0	0	0	0	0	0
0200	17	0	0	0	0	0	0	1	2	1	10	1	0	2	0	0	0	0	0	0	0	0	0	0	0	0	0	0	0
0300	18	0	0	0	0	0	0	1	0	6	5	2	1	3	0	0	0	0	0	0	0	0	0	0	0	0	0	0	0
0400	95	0	0	0	0	0	0	2	8	5	25	34	14	5	2	0	0	0	0	0	0	0	0	0	0	0	0	0	0
0500	248	0	0	0	0	0	1	2	14	28	87	67	30	11	5	3	0	0	0	0	0	0	0	0	0	0	0	0	0
0600	727	0	0	0	2	4	3	16	77	197	231	147	36	10	4	0	0	0	0	0	0	0	0	0	0	0	0	0	0
0700	1711	0	2	3	26	41	96	107	395	578	315	106	28	5	1	1	3	0	0	4	0	0	0	0	0	0	0	0	0
0800	1746	0	2	16	84	190	103	229	435	417	193	60	12	2	2	0	0	0	0	0	0	0	1	0	0	0	0	0	0
0900	1451	0	0	8	15	19	35	115	350	458	312	107	18	11	3	0	0	0	0	0	0	0	0	0	0	0	0	0	0
1000	1133	0	0	3	0	5	28	74	245	386	249	114	21	5	3	0	0	0	0	0	0	0	0	0	0	0	0	0	0
1100	1032	0	1	0	1	10	37	119	213	310	238	72	28	2	0	1	0	0	0	0	0	0	0	0	0	0	0	0	0
1200	1021	0	0	1	0	10	17	71	196	338	273	91	18	5	1	0	0	0	0	0	0	0	0	0	0	0	0	0	0
1300	1110	0	0	4	16	25	63	80	221	335	237	99	25	2	1	1	0	0	0	0	1	0	0	0	0	0	0	0	0
1400	1084	0	0	2	3	10	25	78	238	371	244	80	24	6	2	1	0	0	0	0	0	0	0	0	0	0	0	0	0
1500	1315	0	0	1	17	31	54	119	321	399	255	85	22	8	1	0	0	1	1	0	0	0	0	0	0	0	0	0	0
1600	1520	7	52	190	156	116	114	120	228	310	151	62	12	2	0	0	0	0	0	0	0	0	0	0	0	0	0	0	0
1700	1405	6	60	182	220	136	93	109	186	232	149	23	4	2	2	0	0	0	1	0	0	0	0	0	0	0	0	0	0
1800	1392	0	0	3	3	9	33	109	293	459	320	125	32	5	0	1	0	0	0	0	0	0	0	0	0	0	0	0	0
1900	1024	0	0	1	13	39	32	60	146	319	292	93	22	2	4	0	1	0	0	0	0	0	0	0	0	0	0	0	0
2000	566	0	0	0	1	0	6	15	73	190	165	81	26	9	0	0	0	0	0	0	0	0	0	0	0	0	0	0	0
2100	423	0	0	0	1	2	3	14	50	131	144	60	15	2	1	0	0	0	0	0	0	0	0	0	0	0	0	0	0
2200	522	0	0	0	0	0	1	11	55	162	189	77	22	4	1	0	0	0	0	0	0	0	0	0	0	0	0	0	0
2300	147	0	0	0	0	0	0	1	14	34	52	29	12	5	0	0	0	0	0	0	0	0	0	0	0	0	0	0	0
07-19	15920	13	117	413	541	602	698	1330	3321	4593	2936	1024	244	55	16	5	3	1	2	4	1	0	1	0	0	0	0	0	0
06-22	18660	13	117	414	558	647	742	1435	3667	5430	3768	1405	343	78	25	5	4	1	2	4	1	0	1	0	0	0	0	0	0
06-00	19329	13	117	414	558	647	743	1447	3736	5626	4009	1511	377	87	26	5	4	1	2	4	1	0	1	0	0	0	0	0	0
00-00	19858	13	117	414	558	648	744	1456	3767	5687	4185	1655	444	116	33	8	4	1	2	4	1	0	1	0	0	0	0	0	0

Site C
Location R131, south of JTC Site 3
Direction Northbound/Southbound

7352 / Ringsend
April 2017
Automatic Traffic Count

Tuesday, 04 April 2017

Time	Total	Speed Bins (km/h)																											
		0 - 5	5 - 10	10 - 15	15 - 20	20 - 25	25 - 30	30 - 35	35 - 40	40 - 45	45 - 50	50 - 55	55 - 60	60 - 65	65 - 70	70 - 75	75 - 80	80 - 85	85 - 90	90 - 95	95 - 100	100 - 105	105 - 110	110 - 115	115 - 120	120 - 125	125 - 130	130 - 135	135 - 140
0000	99	0	0	0	0	0	2	6	4	26	23	23	12	1	2	0	0	0	0	0	0	0	0	0	0	0	0	0	0
0100	52	0	0	0	0	0	0	0	3	6	17	17	6	2	1	0	0	0	0	0	0	0	0	0	0	0	0	0	0
0200	21	0	0	0	0	0	0	0	3	2	1	6	8	0	1	0	0	0	0	0	0	0	0	0	0	0	0	0	0
0300	25	0	0	0	0	0	0	1	3	4	4	7	5	1	0	0	0	0	0	0	0	0	0	0	0	0	0	0	0
0400	91	0	0	0	0	0	0	0	2	7	20	27	22	10	2	1	0	0	0	0	0	0	0	0	0	0	0	0	0
0500	254	0	0	0	0	2	1	2	11	44	86	66	33	7	2	0	0	0	0	0	0	0	0	0	0	0	0	0	0
0600	777	0	0	0	4	5	21	23	70	233	261	113	39	5	0	1	0	0	0	0	0	0	0	2	0	0	0	0	0
0700	1817	0	2	6	35	83	84	200	456	522	302	90	22	11	1	0	3	0	0	0	0	0	0	0	0	0	0	0	0
0800	1795	0	20	81	175	158	145	183	410	361	173	64	17	6	0	1	0	1	0	0	0	0	0	0	0	0	0	0	0
0900	1502	1	0	19	41	105	77	123	299	435	284	93	20	2	2	1	0	0	0	0	0	0	0	0	0	0	0	0	0
1000	1246	0	0	0	0	6	30	67	210	456	340	103	32	2	0	0	0	0	0	0	0	0	0	0	0	0	0	0	0
1100	1055	0	0	3	1	12	31	49	181	358	278	101	32	9	0	0	0	0	0	0	0	0	0	0	0	0	0	0	0
1200	1237	0	0	0	8	9	24	111	293	390	294	72	23	6	0	4	0	0	3	0	0	0	0	0	0	0	0	0	0
1300	1132	0	0	1	2	5	18	79	268	406	264	74	10	3	1	1	0	0	0	0	0	0	0	0	0	0	0	0	0
1400	1156	0	0	1	11	25	47	88	193	369	306	87	24	4	0	1	0	0	0	0	0	0	0	0	0	0	0	0	0
1500	1343	0	0	6	24	23	51	102	272	450	285	99	23	6	2	0	0	0	0	0	0	0	0	0	0	0	0	0	0
1600	1601	2	20	93	103	103	106	180	311	383	220	45	22	3	4	6	0	0	0	0	0	0	0	0	0	0	0	0	0
1700	1510	2	1	4	27	36	84	133	326	476	274	102	37	4	3	0	1	0	0	0	0	0	0	0	0	0	0	0	0
1800	1450	0	4	20	48	54	63	146	283	405	288	109	18	10	0	2	0	0	0	0	0	0	0	0	0	0	0	0	0
1900	1114	0	0	1	8	11	19	46	198	385	298	111	30	4	1	1	1	0	0	0	0	0	0	0	0	0	0	0	0
2000	650	0	0	0	4	5	11	33	72	200	219	77	18	4	4	0	0	3	0	0	0	0	0	0	0	0	0	0	0
2100	521	0	0	0	2	7	2	13	63	147	189	74	20	2	2	0	0	0	0	0	0	0	0	0	0	0	0	0	0
2200	323	0	0	0	1	1	1	10	19	122	99	45	19	5	1	0	0	0	0	0	0	0	0	0	0	0	0	0	0
2300	171	0	0	0	0	0	0	0	12	43	58	29	19	8	1	0	0	1	0	0	0	0	0	0	0	0	0	0	0
07-19	16844	5	47	234	475	619	760	1461	3502	5011	3308	1039	280	66	13	16	4	1	3	0	0	0	0	0	0	0	0	0	0
06-22	19906	5	47	235	493	647	813	1576	3905	5976	4275	1414	387	81	20	18	5	4	3	0	0	0	0	2	0	0	0	0	0
06-00	20400	5	47	235	494	648	814	1586	3936	6141	4432	1488	425	94	22	18	5	5	3	0	0	0	0	2	0	0	0	0	0
00-00	20942	5	47	235	494	650	817	1595	3962	6230	4583	1634	511	115	30	19	5	5	3	0	0	0	0	2	0	0	0	0	0

Site C
Location R131, south of JTC Site 3
Direction Northbound/Southbound

7352 / Ringsend
April 2017
Automatic Traffic Count

Wednesday, 05 April 2017

Time	Total	Speed Bins (km/h)																												
		0 - 5	5 - 10	10 - 15	15 - 20	20 - 25	25 - 30	30 - 35	35 - 40	40 - 45	45 - 50	50 - 55	55 - 60	60 - 65	65 - 70	70 - 75	75 - 80	80 - 85	85 - 90	90 - 95	95 - 100	100 - 105	105 - 110	110 - 115	115 - 120	120 - 125	125 - 130	130 - 135	135 - 140
0000	69	0	0	0	0	0	2	0	4	13	15	20	11	3	0	0	1	0	0	0	0	0	0	0	0	0	0	0	0	0
0100	31	0	0	0	0	0	1	2	4	6	9	7	2	0	0	0	0	0	0	0	0	0	0	0	0	0	0	0	0	0
0200	16	0	0	0	0	0	0	0	1	3	7	2	2	1	0	0	0	0	0	0	0	0	0	0	0	0	0	0	0	0
0300	34	0	0	0	0	0	1	0	0	1	3	13	9	2	3	1	1	0	0	0	0	0	0	0	0	0	0	0	0	0
0400	92	0	0	0	0	0	0	1	4	5	26	32	19	5	0	0	0	0	0	0	0	0	0	0	0	0	0	0	0	0
0500	247	0	0	0	0	5	2	4	10	35	76	67	35	10	3	0	0	0	0	0	0	0	0	0	0	0	0	0	0	0
0600	831	0	0	0	2	7	13	23	68	242	303	124	28	15	6	0	0	0	0	0	0	0	0	0	0	0	0	0	0	0
0700	1755	0	0	4	19	77	92	171	388	565	315	92	22	4	4	0	2	0	0	0	0	0	0	0	0	0	0	0	0	0
0800	1785	0	3	19	170	207	166	182	386	390	183	64	12	1	2	0	0	0	0	0	0	0	0	0	0	0	0	0	0	0
0900	1659	1	3	6	21	62	82	153	396	531	293	85	15	6	1	3	0	0	0	0	0	0	1	0	0	0	0	0	0	0
1000	1367	1	0	0	0	17	46	100	259	476	306	110	33	11	3	2	0	0	0	3	0	0	0	0	0	0	0	0	0	0
1100	1166	0	0	0	4	7	49	90	245	356	276	98	27	12	1	1	0	0	0	0	0	0	0	0	0	0	0	0	0	0
1200	1326	0	1	4	28	36	64	116	314	408	250	83	16	4	2	0	0	0	0	0	0	0	0	0	0	0	0	0	0	0
1300	1415	0	1	2	14	33	65	117	322	465	294	77	18	6	1	0	0	0	0	0	0	0	0	0	0	0	0	0	0	0
1400	1223	0	1	5	5	23	43	78	255	422	276	93	15	4	3	0	0	0	0	0	0	0	0	0	0	0	0	0	0	0
1500	1487	1	1	16	45	51	68	115	391	428	270	86	12	3	0	0	0	0	0	0	0	0	0	0	0	0	0	0	0	0
1600	1362	3	32	164	123	75	107	123	222	261	189	42	12	2	6	1	0	0	0	0	0	0	0	0	0	0	0	0	0	0
1700	1323	6	81	193	191	192	83	98	152	196	86	39	4	2	0	0	0	0	0	0	0	0	0	0	0	0	0	0	0	0
1800	1393	6	72	228	147	59	75	90	209	282	171	40	12	1	0	0	0	0	0	0	0	0	0	0	0	0	0	0	0	1
1900	1116	0	0	1	0	7	13	45	187	360	350	107	41	5	0	0	0	0	0	0	0	0	0	0	0	0	0	0	0	0
2000	705	0	0	0	0	0	0	25	79	233	245	91	23	7	0	1	1	0	0	0	0	0	0	0	0	0	0	0	0	0
2100	521	0	0	1	1	0	1	6	46	182	175	86	18	4	1	0	0	0	0	0	0	0	0	0	0	0	0	0	0	0
2200	379	0	0	0	0	0	0	1	20	96	148	72	34	6	2	0	0	0	0	0	0	0	0	0	0	0	0	0	0	0
2300	197	0	0	0	1	0	1	3	9	37	68	51	14	4	6	2	1	0	0	0	0	0	0	0	0	0	0	0	0	0
07-19	17261	18	195	641	767	839	940	1433	3539	4780	2909	909	198	56	23	7	2	0	0	3	0	0	1	0	0	0	0	0	0	1
06-22	20434	18	195	643	770	853	967	1532	3919	5797	3982	1317	308	87	30	8	3	0	0	3	0	0	1	0	0	0	0	0	0	1
06-00	21010	18	195	643	771	853	968	1536	3948	5930	4198	1440	356	97	38	10	4	0	0	3	0	0	1	0	0	0	0	0	0	1
00-00	21499	18	195	643	771	858	974	1543	3971	5993	4334	1581	434	118	44	11	6	0	0	3	0	0	1	0	0	0	0	0	0	1

Site C
Location R131, south of JTC Site 3
Direction Northbound/Southbound

7352 / Ringsend
April 2017
Automatic Traffic Count

Thursday, 06 April 2017

Time	Total	Speed Bins (km/h)																											
		0 - 5	5 - 10	10 - 15	15 - 20	20 - 25	25 - 30	30 - 35	35 - 40	40 - 45	45 - 50	50 - 55	55 - 60	60 - 65	65 - 70	70 - 75	75 - 80	80 - 85	85 - 90	90 - 95	95 - 100	100 - 105	105 - 110	110 - 115	115 - 120	120 - 125	125 - 130	130 - 135	135 - 140
0000	88	0	0	0	1	0	0	1	5	18	29	24	8	1	1	0	0	0	0	0	0	0	0	0	0	0	0	0	0
0100	35	0	0	0	0	0	0	0	6	4	8	10	5	2	0	0	0	0	0	0	0	0	0	0	0	0	0	0	0
0200	23	0	0	0	0	0	0	1	2	2	7	3	6	0	1	0	1	0	0	0	0	0	0	0	0	0	0	0	0
0300	33	0	0	0	0	0	0	1	1	5	6	9	7	1	3	0	0	0	0	0	0	0	0	0	0	0	0	0	0
0400	101	0	0	0	0	0	0	3	1	7	19	41	21	4	5	0	0	0	0	0	0	0	0	0	0	0	0	0	0
0500	246	0	0	0	0	3	1	6	26	41	73	69	18	7	2	0	0	0	0	0	0	0	0	0	0	0	0	0	0
0600	834	0	0	0	2	6	20	46	101	260	274	81	37	4	3	0	0	0	0	0	0	0	0	0	0	0	0	0	0
0700	1720	0	1	19	55	74	106	188	367	482	305	94	23	2	1	3	0	0	0	0	0	0	0	0	0	0	0	0	0
0800	1856	0	4	32	105	218	196	235	413	371	225	39	15	2	0	1	0	0	0	0	0	0	0	0	0	0	0	0	0
0900	1478	0	2	1	4	28	81	141	386	473	267	63	23	4	1	1	1	0	0	0	2	0	0	0	0	0	0	0	0
1000	1403	0	0	1	2	9	41	103	318	503	322	89	12	3	0	0	0	0	0	0	0	0	0	0	0	0	0	0	0
1100	1186	0	0	0	6	8	31	91	260	373	283	90	35	3	2	1	0	0	0	3	0	0	0	0	0	0	0	0	0
1200	1338	0	1	7	32	28	50	72	274	450	283	103	25	7	5	1	0	0	0	0	0	0	0	0	0	0	0	0	0
1300	1343	0	1	5	10	27	46	107	266	469	288	87	24	6	2	0	0	0	3	0	0	0	0	0	0	0	0	2	0
1400	1314	0	0	7	30	24	42	117	279	373	276	124	36	5	1	0	0	0	0	0	0	0	0	0	0	0	0	0	0
1500	1499	1	0	4	42	50	97	138	411	429	230	75	17	2	3	0	0	0	0	0	0	0	0	0	0	0	0	0	0
1600	1380	7	57	177	155	126	91	102	226	283	117	28	9	2	0	0	0	0	0	0	0	0	0	0	0	0	0	0	0
1700	1366	6	55	217	181	135	78	86	185	244	145	23	5	5	1	0	0	0	0	0	0	0	0	0	0	0	0	0	0
1800	1370	1	50	229	131	95	72	87	187	286	169	49	9	5	0	0	0	0	0	0	0	0	0	0	0	0	0	0	0
1900	1102	0	0	0	1	8	19	43	206	414	275	109	20	3	4	0	0	0	0	0	0	0	0	0	0	0	0	0	0
2000	658	0	0	0	0	2	0	30	87	211	216	83	20	2	5	1	0	0	1	0	0	0	0	0	0	0	0	0	0
2100	497	0	0	0	1	2	0	12	30	154	187	80	23	6	2	0	0	0	0	0	0	0	0	0	0	0	0	0	0
2200	454	0	0	0	0	8	15	23	60	142	128	59	13	4	1	1	0	0	0	0	0	0	0	0	0	0	0	0	0
2300	289	0	0	0	0	0	4	13	53	73	77	47	13	8	1	0	0	0	0	0	0	0	0	0	0	0	0	0	0
07-19	17253	15	171	699	753	822	931	1467	3572	4736	2910	864	233	46	16	7	1	0	3	3	2	0	0	0	0	0	0	2	0
06-22	20344	15	171	699	757	840	970	1598	3996	5775	3862	1217	333	61	30	8	1	0	4	3	2	0	0	0	0	0	0	2	0
06-00	21087	15	171	699	757	848	989	1634	4109	5990	4067	1323	359	73	32	9	1	0	4	3	2	0	0	0	0	0	0	2	0
00-00	21613	15	171	699	758	851	990	1646	4150	6067	4209	1479	424	88	44	9	2	0	4	3	2	0	0	0	0	0	0	2	0

Site C
Location R131, south of JTC Site 3
Direction Northbound/Southbound

7352 / Ringsend
April 2017
Automatic Traffic Count

Friday, 07 April 2017

Time	Total	Speed Bins (km/h)																											
		0 - 5	5 - 10	10 - 15	15 - 20	20 - 25	25 - 30	30 - 35	35 - 40	40 - 45	45 - 50	50 - 55	55 - 60	60 - 65	65 - 70	70 - 75	75 - 80	80 - 85	85 - 90	90 - 95	95 - 100	100 - 105	105 - 110	110 - 115	115 - 120	120 - 125	125 - 130	130 - 135	135 - 140
0000	141	0	0	1	2	0	0	2	14	21	50	35	9	7	0	0	0	0	0	0	0	0	0	0	0	0	0	0	0
0100	64	0	0	0	0	0	0	0	8	16	21	9	8	1	0	0	0	0	1	0	0	0	0	0	0	0	0	0	0
0200	24	0	0	0	1	0	0	0	4	7	3	3	5	1	0	0	0	0	0	0	0	0	0	0	0	0	0	0	0
0300	32	0	0	0	0	0	1	1	2	4	2	12	6	2	2	0	0	0	0	0	0	0	0	0	0	0	0	0	0
0400	98	0	0	0	0	0	0	1	5	6	27	29	19	8	2	1	0	0	0	0	0	0	0	0	0	0	0	0	0
0500	226	0	0	0	0	0	5	16	25	34	55	59	19	9	3	1	0	0	0	0	0	0	0	0	0	0	0	0	0
0600	777	0	0	0	2	5	4	28	70	179	289	141	43	12	4	0	0	0	0	0	0	0	0	0	0	0	0	0	0
0700	1697	1	32	348	261	90	97	90	243	321	157	45	9	1	0	1	0	0	0	1	0	0	0	0	0	0	0	0	0
0800	1643	0	10	135	119	97	86	134	337	442	208	53	11	8	3	0	0	0	0	0	0	0	0	0	0	0	0	0	0
0900	1318	1	0	3	9	8	37	97	242	429	342	121	22	3	4	0	0	0	0	0	0	0	0	0	0	0	0	0	0
1000	1270	0	0	4	6	27	64	146	298	371	266	64	18	4	2	0	0	0	0	0	0	0	0	0	0	0	0	0	0
1100	1170	0	0	0	8	11	11	48	206	379	353	113	25	11	2	2	1	0	0	0	0	0	0	0	0	0	0	0	0
1200	1300	1	11	18	20	39	64	139	262	342	240	105	49	5	4	1	0	0	0	0	0	0	0	0	0	0	0	0	0
1300	1407	0	33	92	107	90	68	104	235	313	222	110	26	7	0	0	0	0	0	0	0	0	0	0	0	0	0	0	0
1400	1466	1	3	8	33	72	73	145	231	438	298	115	36	11	2	0	0	0	0	0	0	0	0	0	0	0	0	0	0
1500	1366	4	27	124	113	87	124	111	213	292	169	75	21	4	1	1	0	0	0	0	0	0	0	0	0	0	0	0	0
1600	1540	2	44	207	155	139	149	162	232	283	118	38	5	2	0	0	1	0	0	0	0	0	0	0	0	3	0	0	0
1700	1608	1	15	55	103	113	69	117	326	382	298	99	21	7	1	1	0	0	0	0	0	0	0	0	0	0	0	0	0
1800	1325	0	0	0	0	11	27	43	218	472	405	112	29	8	0	0	0	0	0	0	0	0	0	0	0	0	0	0	0
1900	1200	0	0	0	1	11	26	56	211	410	338	108	27	10	2	0	0	0	0	0	0	0	0	0	0	0	0	0	0
2000	632	0	0	0	3	1	2	29	70	203	188	94	27	8	4	3	0	0	0	0	0	0	0	0	0	0	0	0	0
2100	475	0	0	0	0	1	6	16	50	172	147	59	15	6	2	0	1	0	0	0	0	0	0	0	0	0	0	0	0
2200	402	0	0	1	1	0	0	7	42	117	137	74	16	5	2	0	0	0	0	0	0	0	0	0	0	0	0	0	0
2300	278	0	0	0	0	0	3	8	17	73	89	62	17	8	1	0	0	0	0	0	0	0	0	0	0	0	0	0	0
07-19	17110	11	175	994	934	784	869	1336	3043	4464	3076	1050	272	71	19	6	2	0	0	1	0	0	0	0	0	3	0	0	0
06-22	20194	11	175	994	940	802	907	1465	3444	5428	4038	1452	384	107	31	9	3	0	0	1	0	0	0	0	0	3	0	0	0
06-00	20874	11	175	995	941	802	910	1480	3503	5618	4264	1588	417	120	34	9	3	0	0	1	0	0	0	0	0	3	0	0	0
00-00	21459	11	175	996	944	802	916	1500	3561	5706	4422	1735	483	148	41	11	3	0	1	1	0	0	0	0	0	3	0	0	0

Site C
Location R131, south of JTC Site 3
Direction Northbound/Southbound

7352 / Ringsend
April 2017
Automatic Traffic Count

Virtual Day (7)

Time	Total	Speed Bins (km/h)																											
		0 - 5	5 - 10	10 - 15	15 - 20	20 - 25	25 - 30	30 - 35	35 - 40	40 - 45	45 - 50	50 - 55	55 - 60	60 - 65	65 - 70	70 - 75	75 - 80	80 - 85	85 - 90	90 - 95	95 - 100	100 - 105	105 - 110	110 - 115	115 - 120	120 - 125	125 - 130	130 - 135	135 - 140
0000	126	0	0	0	0	1	1	4	12	29	35	28	11	4	1	0	0	0	0	0	0	0	0	0	0	0	0	0	0
0100	59	0	0	0	0	0	0	1	4	12	19	14	7	1	0	0	0	0	0	0	0	0	0	0	0	0	0	0	0
0200	27	0	0	0	0	0	0	1	2	6	8	5	4	1	0	0	0	0	0	0	0	0	0	0	0	0	0	0	0
0300	30	0	0	0	0	0	0	1	1	4	7	8	5	2	1	0	0	0	0	0	0	0	0	0	0	0	0	0	0
0400	85	0	0	0	0	0	0	1	3	6	22	29	16	6	2	0	0	0	0	0	0	0	0	0	0	0	0	0	0
0500	204	0	0	0	0	1	2	5	13	31	62	54	24	8	3	1	0	0	0	0	0	0	0	0	0	0	0	0	0
0600	622	0	0	0	2	4	10	21	58	169	212	102	32	8	3	0	0	0	0	0	0	0	0	0	0	0	0	0	0
0700	1339	0	6	54	57	53	68	110	271	369	226	90	25	6	3	1	1	0	0	1	0	0	0	0	0	0	0	0	0
0800	1424	0	6	40	93	125	101	140	295	332	194	69	20	6	2	0	0	0	0	0	0	0	0	0	0	0	0	0	0
0900	1307	0	1	5	13	35	49	98	273	410	283	104	25	6	2	1	0	0	0	0	0	1	0	0	0	0	0	0	0
1000	1218	0	0	3	6	16	37	82	233	403	302	100	27	5	2	0	0	0	0	0	0	0	0	0	0	0	0	0	0
1100	1132	0	0	1	6	16	35	78	215	366	284	96	25	7	1	1	0	0	0	1	0	0	0	0	0	0	0	0	0
1200	1245	0	2	5	16	31	45	98	255	387	277	94	25	5	2	1	0	0	0	0	0	0	0	0	0	0	0	0	0
1300	1315	0	6	32	48	61	65	103	246	386	253	86	20	5	1	0	0	0	0	0	0	0	0	0	0	0	0	0	0
1400	1267	1	3	22	31	58	72	100	225	369	264	93	23	5	1	0	0	0	0	0	0	0	0	0	0	0	0	0	0
1500	1335	1	5	23	39	42	66	105	280	390	268	87	21	5	2	0	0	0	0	0	0	0	0	0	0	0	0	0	0
1600	1364	3	29	119	100	82	84	112	224	326	199	64	15	3	1	1	0	0	0	0	0	0	0	0	0	0	0	0	0
1700	1376	3	36	109	118	103	84	110	232	306	197	60	15	4	1	0	0	0	0	0	0	0	0	0	0	0	0	0	0
1800	1292	1	19	72	51	37	47	84	218	373	271	90	21	5	1	0	0	0	0	0	0	0	0	0	0	0	0	0	0
1900	1019	0	0	0	3	11	16	39	169	353	293	101	26	4	2	1	0	0	0	0	0	0	0	0	0	0	0	0	0
2000	623	0	0	0	1	1	4	24	75	204	200	84	21	5	2	1	0	0	0	0	0	0	0	0	0	0	0	0	0
2100	446	0	0	0	1	2	2	10	43	140	157	69	17	4	2	0	0	0	0	0	0	0	0	0	0	0	0	0	0
2200	381	0	0	0	0	1	3	10	35	114	128	62	20	5	1	0	0	0	0	0	0	0	0	0	0	0	0	0	0
2300	232	0	0	0	0	0	1	5	24	58	79	43	14	6	1	0	0	0	0	0	0	0	0	0	0	0	0	0	0
07-19	15613	10	112	488	578	659	755	1219	2967	4418	3018	1033	260	62	18	7	2	0	1	2	1	1	1	0	0	0	0	0	0
06-22	18324	10	112	489	586	677	786	1314	3312	5284	3881	1389	355	84	27	9	3	1	1	2	1	1	1	0	0	0	0	0	0
06-00	18937	10	112	489	586	679	790	1328	3371	5456	4087	1494	389	95	30	9	3	1	1	2	1	1	1	1	0	0	0	0	0
00-00	19468	10	112	489	587	681	793	1340	3407	5542	4240	1633	456	117	37	11	4	1	1	2	1	1	1	1	0	0	0	0	0

Site C
Location R131, south of JTC Site 3
Direction Northbound/Southbound

7352 / Ringsend
April 2017
Automatic Traffic Count

Virtual Week (1)

Time	Total	Speed Bins (km/h)																											
		0 - 5	5 - 10	10 - 15	15 - 20	20 - 25	25 - 30	30 - 35	35 - 40	40 - 45	45 - 50	50 - 55	55 - 60	60 - 65	65 - 70	70 - 75	75 - 80	80 - 85	85 - 90	90 - 95	95 - 100	100 - 105	105 - 110	110 - 115	115 - 120	120 - 125	125 - 130	130 - 135	135 - 140
Mon	19858	13	117	414	558	648	744	1456	3767	5687	4185	1655	444	116	33	8	4	1	2	4	1	0	1	0	0	0	0	0	0
Tue	20942	5	47	235	494	650	817	1595	3962	6230	4583	1634	511	115	30	19	5	5	3	0	0	0	0	2	0	0	0	0	0
Wed	21499	18	195	643	771	858	974	1543	3971	5993	4334	1581	434	118	44	11	6	0	0	3	0	0	1	0	0	0	0	0	1
Thu	21613	15	171	699	758	851	990	1646	4150	6067	4209	1479	424	88	44	9	2	0	4	3	2	0	0	0	0	0	0	2	0
Fri	21459	11	175	996	944	802	916	1500	3561	5706	4422	1735	483	148	41	11	3	0	1	1	0	0	0	0	0	3	0	0	0
| Sat	16468	8	77	427	528	804	940	1049	2412	4455	3731	1483	383	114	34	12	1	0	0	1	1	6	0	2	0	0	0	0	0
| Sun	14435	1	4	9	58	152	169	592	2029	4658	4216	1867	511	121	33	7	5	1	0	0	0	0	2	0	0	0	0	0	0
5 Day Ave.	21074	12	141	597	705	762	888	1548	3882	5937	4347	1617	459	117	38	12	4	1	2	2	1	0	0	0	0	1	0	0	0
7 Day Ave.	19468	10	112	489	587	681	793	1340	3407	5542	4240	1633	456	117	37	11	4	1	1	2	1	1	1	1	0	0	0	0	0
--	136274	71	786	3423	4111	4765	5550	9381	23852	38796	29680	11434	3190	820	259	77	26	7	10	12	4	6	4	4	0	3	0	2	1

Summary Graphs

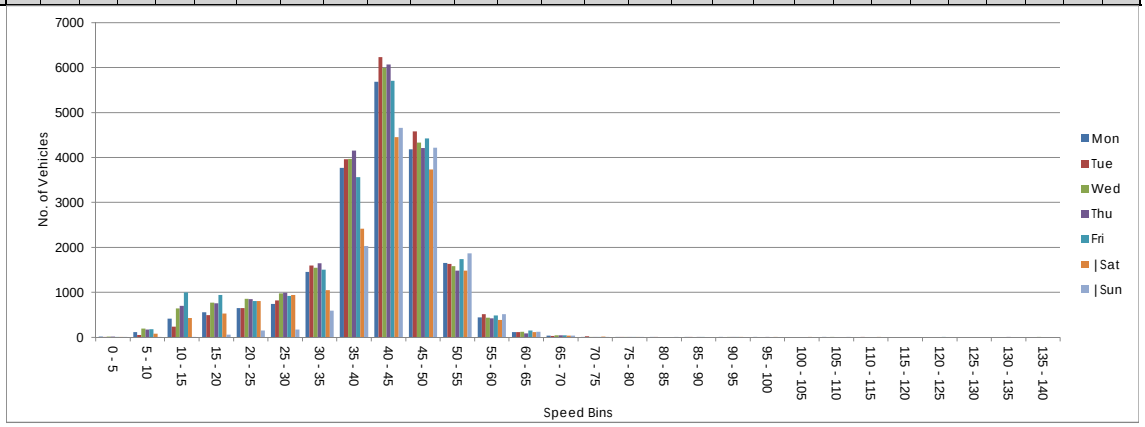

Site No.	Location.	Direction.	Speed Limit - PSL (km/h)	Start Date.	End Date.	Total Vehicles.	5 Day Ave.	7 Day Ave.	No. > Speed Limit.	%. > Speed Limit.	No. > Speed Limit1 (+5km/h).	%. > Speed Limit1 (+5km/h).	No. > Speed Limit1 (+10km/h).	%. > Speed Limit1 (+10km/h).	Mean Speed	85%ile Speed
D	R131, south of JTC Site 4	Northbound	50	Saturday, 01 April 2017	Friday, 07 April 2017	62763	9454	8966	1107	1.8	343	0.5	140	0.2	34.2	42.1
		Southbound	50	Saturday, 01 April 2017	Friday, 07 April 2017	71155	10702	10165	4638	6.5	1425	2.0	457	0.6	37.2	46.1
		Northbound/Southbound	50	Saturday, 01 April 2017	Friday, 07 April 2017	133918	20155	19131	5745	4.3	1768	1.3	597	0.4	35.8	44.3

Site D
Location R131, south of JTC Site 4
Direction Northbound

7352 / Ringsend
April 2017
Automatic Traffic Count

Saturday, 01 April 2017

Time	Total	Classification												>PSL	>PSL%	>SL1	>SL1%	>SL2	>SL2%	Mean	Vpp
		1	2	3	4	5	6	7	8	9	10	11	12	50	50	55	55	60	60		85
		MCL	SV	SVT	TB2	TB3	T4	ART3	ART4	ART5	ART6	BD	DRT			+5kph	+5kph	+10kph	+10kph		
0000	93	2	84	0	4	3	0	0	0	0	0	0	0	5	5.4	0	0	0	0	42.3	46.8
0100	74	0	71	0	1	2	0	0	0	0	0	0	0	5	6.8	1	1.4	0	0	41.3	47.5
0200	38	0	36	1	0	1	0	0	0	0	0	0	0	5	13.2	0	0	0	0	42.9	47.9
0300	27	0	26	1	0	0	0	0	0	0	0	0	0	3	11.1	1	3.7	0	0	42.8	48.2
0400	71	0	66	0	3	0	0	0	0	2	0	0	0	7	9.9	1	1.4	1	1.4	43	47.9
0500	81	2	73	0	5	1	0	0	0	0	0	0	0	9	11.1	3	3.7	2	2.5	45	47.9
0600	135	3	121	0	8	1	0	0	0	1	1	0	0	10	7.4	3	2.2	2	1.5	41.8	47.5
0700	193	8	175	0	8	1	0	0	0	1	0	0	0	23	11.9	6	3.1	1	0.5	41.6	49
0800	434	3	400	2	16	11	0	0	1	0	0	1	0	13	3	4	0.9	0	0	37.5	44.3
0900	524	7	485	11	17	4	0	0	0	0	0	0	0	10	1.9	3	0.6	0	0	34.4	41
1000	564	11	521	5	14	4	5	0	1	1	2	0	0	6	1.1	3	0.5	0	0	32.9	41
1100	621	6	578	8	22	6	1	0	0	0	0	0	0	3	0.5	0	0	0	0	32.8	40.3
1200	586	4	557	7	12	3	3	0	0	0	0	0	0	5	0.9	2	0.3	2	0.3	33.4	41
1300	647	3	613	8	12	5	4	0	0	0	1	0	1	5	0.8	2	0.3	1	0.2	32.9	40
1400	616	5	588	4	12	4	2	1	0	0	0	0	0	3	0.5	2	0.3	0	0	31.1	39.6
1500	598	7	560	5	18	5	1	1	0	0	1	0	0	6	1	3	0.5	3	0.5	32.2	39.6
1600	568	4	541	3	11	6	1	0	0	0	2	0	0	1	0.2	0	0	0	0	35.3	41.4
1700	624	4	586	3	14	9	6	1	0	0	1	0	0	6	1	4	0.6	0	0	27.1	36.7
1800	490	3	474	0	8	4	1	0	0	0	0	0	0	4	0.8	1	0.2	0	0	35.7	42.1
1900	414	1	400	6	4	2	0	0	0	0	1	0	0	11	2.7	3	0.7	1	0.2	37	43.2
2000	341	4	325	4	2	6	0	0	0	0	0	0	0	5	1.5	0	0	0	0	36.6	41.4
2100	174	4	160	0	7	2	0	0	0	1	0	0	0	3	1.7	1	0.6	0	0	38.2	43.9
2200	166	5	152	2	0	5	0	0	0	0	2	0	0	4	2.4	1	0.6	1	0.6	39.8	44.3
2300	129	4	122	0	2	1	0	0	0	0	0	0	0	4	3.1	0	0	0	0	39.3	45
07-19	6465	65	6078	56	164	62	24	3	2	2	7	1	1	85	1.3	30	0.5	7	0.1	33.3	41
06-22	7529	77	7084	66	185	73	24	3	2	4	9	1	1	114	1.5	37	0.5	10	0.1	33.9	41.4
06-00	7824	86	7358	68	187	79	24	3	2	4	11	1	1	122	1.6	38	0.5	11	0.1	34.1	41.8
00-00	8208	90	7714	70	200	86	24	3	2	6	11	1	1	156	1.9	44	0.5	14	0.2	34.5	42.5

Site D
Location R131, south of JTC Site 4
Direction Northbound

7352 / Ringsend
April 2017
Automatic Traffic Count

Saturday, 01 April 2017

Time	Total	Speed Bins (km/h)																												
		0 - 5	5 - 10	10 - 15	15 - 20	20 - 25	25 - 30	30 - 35	35 - 40	40 - 45	45 - 50	50 - 55	55 - 60	60 - 65	65 - 70	70 - 75	75 - 80	80 - 85	85 - 90	90 - 95	95 - 100	100 - 105	105 - 110	110 - 115	115 - 120	120 - 125	125 - 130	130 - 135	135 - 140
0000	93	0	0	0	0	0	2	4	20	37	25	5	0	0	0	0	0	0	0	0	0	0	0	0	0	0	0	0	0	0
0100	74	0	0	1	0	0	0	8	21	26	13	4	1	0	0	0	0	0	0	0	0	0	0	0	0	0	0	0	0	0
0200	38	0	0	0	0	0	1	2	9	14	7	5	0	0	0	0	0	0	0	0	0	0	0	0	0	0	0	0	0	0
0300	27	0	0	0	0	0	0	2	7	8	7	2	1	0	0	0	0	0	0	0	0	0	0	0	0	0	0	0	0	0
0400	71	0	0	0	0	0	0	5	16	28	15	6	0	1	0	0	0	0	0	0	0	0	0	0	0	0	0	0	0	0
0500	81	0	0	0	0	0	0	3	8	27	34	6	1	0	1	0	0	0	1	0	0	0	0	0	0	0	0	0	0	0
0600	135	0	0	0	0	1	6	13	31	37	37	7	1	2	0	0	0	0	0	0	0	0	0	0	0	0	0	0	0	0
0700	193	0	0	0	0	2	5	23	46	69	25	17	5	0	1	0	0	0	0	0	0	0	0	0	0	0	0	0	0	0
0800	434	0	0	1	5	11	49	85	111	115	44	9	4	0	0	0	0	0	0	0	0	0	0	0	0	0	0	0	0	0
0900	524	0	1	11	14	37	71	116	156	89	19	7	3	0	0	0	0	0	0	0	0	0	0	0	0	0	0	0	0	0
1000	564	2	0	9	35	51	88	136	139	77	21	3	3	0	0	0	0	0	0	0	0	0	0	0	0	0	0	0	0	0
1100	621	0	0	6	34	66	107	149	153	84	19	3	0	0	0	0	0	0	0	0	0	0	0	0	0	0	0	0	0	0
1200	586	0	0	6	26	70	92	116	149	98	24	3	0	0	2	0	0	0	0	0	0	0	0	0	0	0	0	0	0	0
1300	647	0	2	12	19	46	130	168	173	73	19	3	1	0	0	0	0	0	0	0	0	0	1	0	0	0	0	0	0	0
1400	616	0	1	10	53	86	114	143	123	70	13	1	2	0	0	0	0	0	0	0	0	0	0	0	0	0	0	0	0	0
1500	598	0	0	9	29	88	103	124	155	72	12	3	0	1	0	0	2	0	0	0	0	0	0	0	0	0	0	0	0	0
1600	568	0	2	1	13	37	71	114	175	125	29	1	0	0	0	0	0	0	0	0	0	0	0	0	0	0	0	0	0	0
1700	624	0	6	90	92	85	77	93	128	36	11	2	4	0	0	0	0	0	0	0	0	0	0	0	0	0	0	0	0	0
1800	490	0	1	2	10	27	52	103	157	113	21	3	1	0	0	0	0	0	0	0	0	0	0	0	0	0	0	0	0	0
1900	414	0	0	0	7	14	26	92	148	92	24	8	2	0	1	0	0	0	0	0	0	0	0	0	0	0	0	0	0	0
2000	341	0	0	0	2	1	32	95	134	55	17	5	0	0	0	0	0	0	0	0	0	0	0	0	0	0	0	0	0	0
2100	174	0	0	0	1	1	13	31	62	50	13	2	1	0	0	0	0	0	0	0	0	0	0	0	0	0	0	0	0	0
2200	166	0	0	0	1	1	5	16	64	55	20	3	0	0	0	1	0	0	0	0	0	0	0	0	0	0	0	0	0	0
2300	129	0	0	0	1	2	3	20	47	36	16	4	0	0	0	0	0	0	0	0	0	0	0	0	0	0	0	0	0	0
07-19	6465	2	13	157	330	606	959	1370	1665	1021	257	55	23	1	3	0	2	0	0	0	0	0	1	0	0	0	0	0	0	0
06-22	7529	2	13	157	340	623	1036	1601	2040	1255	348	77	27	3	4	0	2	0	0	0	0	0	1	0	0	0	0	0	0	0
06-00	7824	2	13	157	342	626	1044	1637	2151	1346	384	84	27	3	4	1	2	0	0	0	0	0	1	0	0	0	0	0	0	0
00-00	8208	2	13	158	342	626	1047	1661	2232	1486	485	112	30	4	5	1	2	0	1	0	0	0	1	0	0	0	0	0	0	0

Site D
Location R131, south of JTC Site 4
Direction Northbound

7352 / Ringsend
April 2017
Automatic Traffic Count

Sunday, 02 April 2017

Time	Total	Classification												>PSL	>PSL%	>SL1	>SL1%	>SL2	>SL2%	Mean	Vpp
		1	2	3	4	5	6	7	8	9	10	11	12	50	50	55	55	60	60		85
		MCL	SV	SVT	TB2	TB3	T4	ART3	ART4	ART5	ART6	BD	DRT			+5kph	+5kph	+10kph	+10kph		
0000	88	1	82	0	3	2	0	0	0	0	0	0	0	6	6.8	1	1.1	0	0	42.2	47.9
0100	61	0	60	0	0	1	0	0	0	0	0	0	0	5	8.2	0	0	0	0	42.3	46.8
0200	29	0	26	0	3	0	0	0	0	0	0	0	0	4	13.8	2	6.9	0	0	43.1	48.2
0300	23	0	21	0	0	1	0	0	0	1	0	0	0	2	8.7	0	0	0	0	42.7	48.2
0400	52	0	50	0	2	0	0	0	0	0	0	0	0	3	5.8	2	3.8	0	0	43.1	47.5
0500	46	1	43	0	1	1	0	0	0	0	0	0	0	12	26.1	5	10.9	1	2.2	46.8	51.5
0600	87	1	81	0	5	0	0	0	0	0	0	0	0	9	10.3	1	1.1	1	1.1	41.5	47.9
0700	143	2	133	0	7	1	0	0	0	0	0	0	0	9	6.3	1	0.7	1	0.7	42.3	46.8
0800	197	5	180	0	8	2	0	0	0	1	1	0	0	7	3.6	2	1	2	1	41.1	46.4
0900	390	12	361	2	12	1	0	0	0	0	2	0	0	11	2.8	0	0	0	0	38.2	44.3
1000	503	14	474	2	9	0	2	0	0	0	1	0	1	7	1.4	2	0.4	1	0.2	33.9	41.8
1100	507	18	475	6	2	0	2	0	0	0	1	1	2	0	0	0	0	0	0	33.5	41
1200	534	10	508	4	6	0	3	0	1	1	1	0	0	5	0.9	2	0.4	0	0	33.1	41
1300	639	16	606	7	5	0	0	0	1	0	2	1	1	4	0.6	1	0.2	1	0.2	33.1	40.3
1400	551	13	530	3	2	0	1	1	0	0	1	0	0	1	0.2	0	0	0	0	33.8	40.3
1500	530	10	503	6	7	0	3	0	0	0	1	0	0	1	0.2	0	0	0	0	34.1	41
1600	557	20	517	7	6	4	2	0	0	0	1	0	0	8	1.4	4	0.7	3	0.5	33.6	40.3
1700	585	11	562	6	3	1	2	0	0	0	0	0	0	3	0.5	0	0	0	0	33	39.6
1800	567	17	529	2	10	4	1	0	1	2	0	0	1	8	1.4	8	1.4	2	0.4	32.7	39.6
1900	437	5	418	4	6	4	0	0	0	0	0	0	0	8	1.8	2	0.5	1	0.2	35.5	41.4
2000	342	6	323	3	4	6	0	0	0	0	0	0	0	2	0.6	0	0	0	0	36.8	42.1
2100	238	8	227	1	0	2	0	0	0	0	0	0	0	2	0.8	0	0	0	0	39.2	43.6
2200	119	1	114	0	0	2	0	0	1	0	1	0	0	9	7.6	1	0.8	0	0	41.2	45.7
2300	61	1	57	0	2	0	0	0	1	0	0	0	0	1	1.6	1	1.6	0	0	40.8	45
07-19	5703	148	5378	45	77	13	16	1	3	4	11	2	5	64	1.1	20	0.4	10	0.2	34.2	41.8
06-22	6807	168	6427	53	92	25	16	1	3	4	11	2	5	85	1.2	23	0.3	12	0.2	34.7	41.8
06-00	6987	170	6598	53	94	27	16	1	5	4	12	2	5	95	1.4	25	0.4	12	0.2	34.9	42.1
00-00	7286	172	6880	53	103	32	16	1	5	5	12	2	5	127	1.7	35	0.5	13	0.2	35.2	42.5

Site D
Location R131, south of JTC Site 4
Direction Northbound

7352 / Ringsend
April 2017
Automatic Traffic Count

Sunday, 02 April 2017

Time	Total	Speed Bins (km/h)																											
		0 - 5	5 - 10	10 - 15	15 - 20	20 - 25	25 - 30	30 - 35	35 - 40	40 - 45	45 - 50	50 - 55	55 - 60	60 - 65	65 - 70	70 - 75	75 - 80	80 - 85	85 - 90	90 - 95	95 - 100	100 - 105	105 - 110	110 - 115	115 - 120	120 - 125	125 - 130	130 - 135	135 - 140
0000	88	0	0	0	0	1	2	7	19	31	22	5	1	0	0	0	0	0	0	0	0	0	0	0	0	0	0	0	0
0100	61	0	0	0	0	0	2	3	15	24	12	5	0	0	0	0	0	0	0	0	0	0	0	0	0	0	0	0	0
0200	29	0	0	0	0	1	0	3	4	9	8	2	2	0	0	0	0	0	0	0	0	0	0	0	0	0	0	0	0
0300	23	0	0	0	0	0	1	1	5	9	5	2	0	0	0	0	0	0	0	0	0	0	0	0	0	0	0	0	0
0400	52	0	0	0	0	1	1	1	7	29	10	1	2	0	0	0	0	0	0	0	0	0	0	0	0	0	0	0	0
0500	46	0	0	0	0	0	0	1	6	14	13	7	4	0	0	0	0	1	0	0	0	0	0	0	0	0	0	0	0
0600	87	0	0	0	0	2	2	14	12	29	19	8	0	1	0	0	0	0	0	0	0	0	0	0	0	0	0	0	0
0700	143	0	0	0	0	1	0	8	33	67	25	8	0	1	0	0	0	0	0	0	0	0	0	0	0	0	0	0	0
0800	197	0	0	0	0	3	6	12	58	69	42	5	0	0	2	0	0	0	0	0	0	0	0	0	0	0	0	0	0
0900	390	0	1	0	7	16	27	54	107	126	41	11	0	0	0	0	0	0	0	0	0	0	0	0	0	0	0	0	0
1000	503	0	0	6	36	36	67	110	135	76	30	5	1	1	0	0	0	0	0	0	0	0	0	0	0	0	0	0	0
1100	507	0	1	3	28	46	72	109	144	79	25	0	0	0	0	0	0	0	0	0	0	0	0	0	0	0	0	0	0
1200	534	0	0	3	36	52	94	117	127	75	25	3	2	0	0	0	0	0	0	0	0	0	0	0	0	0	0	0	0
1300	639	0	0	7	25	61	116	165	158	82	21	3	0	1	0	0	0	0	0	0	0	0	0	0	0	0	0	0	0
1400	551	0	0	4	16	26	100	154	154	79	17	1	0	0	0	0	0	0	0	0	0	0	0	0	0	0	0	0	0
1500	530	0	0	5	13	46	65	149	142	89	20	1	0	0	0	0	0	0	0	0	0	0	0	0	0	0	0	0	0
1600	557	0	1	3	15	60	92	134	157	62	25	4	1	0	3	0	0	0	0	0	0	0	0	0	0	0	0	0	0
1700	585	0	0	8	22	65	90	126	189	69	13	3	0	0	0	0	0	0	0	0	0	0	0	0	0	0	0	0	0
1800	567	0	2	7	23	70	90	140	151	65	11	0	6	1	0	1	0	0	0	0	0	0	0	0	0	0	0	0	0
1900	437	0	1	3	11	14	36	108	167	73	16	6	1	0	0	1	0	0	0	0	0	0	0	0	0	0	0	0	0
2000	342	0	0	3	6	5	21	73	133	76	23	2	0	0	0	0	0	0	0	0	0	0	0	0	0	0	0	0	0
2100	238	0	0	0	0	3	6	28	90	91	18	2	0	0	0	0	0	0	0	0	0	0	0	0	0	0	0	0	0
2200	119	0	0	0	0	0	1	9	43	39	18	8	1	0	0	0	0	0	0	0	0	0	0	0	0	0	0	0	0
2300	61	0	0	0	0	1	1	3	21	25	9	0	1	0	0	0	0	0	0	0	0	0	0	0	0	0	0	0	0
07-19	5703	0	5	46	221	482	819	1278	1555	938	295	44	10	4	5	1	0	0	0	0	0	0	0	0	0	0	0	0	0
06-22	6807	0	6	52	238	506	884	1501	1957	1207	371	62	11	5	5	2	0	0	0	0	0	0	0	0	0	0	0	0	0
06-00	6987	0	6	52	238	507	886	1513	2021	1271	398	70	13	5	5	2	0	0	0	0	0	0	0	0	0	0	0	0	0
00-00	7286	0	6	52	238	510	892	1529	2077	1387	468	92	22	5	5	2	0	1	0	0	0	0	0	0	0	0	0	0	0

Site D
Location R131, south of JTC Site 4
Direction Northbound

7352 / Ringsend
April 2017
Automatic Traffic Count

Monday, 03 April 2017

Time	Total	Classification												>PSL	>PSL%	>SL1	>SL1%	>SL2	>SL2%	Mean	Vpp
		1	2	3	4	5	6	7	8	9	10	11	12	50	50	55	55	60	60		85
		MCL	SV	SVT	TB2	TB3	T4	ART3	ART4	ART5	ART6	BD	DRT			+5kph	+5kph	+10kph	+10kph		
0000	43	2	37	0	1	1	0	1	0	0	1	0	0	5	11.6	1	2.3	0	0	42.7	48.6
0100	15	0	14	0	0	0	0	0	1	0	0	0	0	0	0	0	0	0	0	42.6	47.2
0200	11	0	8	0	1	0	0	0	0	1	1	0	0	2	18.2	0	0	0	0	40.9	49.3
0300	10	0	7	0	2	0	0	0	1	0	0	0	0	1	10	0	0	0	0	42.3	-
0400	83	0	80	1	1	1	0	0	0	0	0	0	0	8	9.6	1	1.2	0	0	43.4	48.2
0500	144	5	128	0	5	2	0	0	1	2	1	0	0	16	11.1	8	5.6	5	3.5	42.9	48.6
0600	341	8	318	2	9	2	1	0	0	0	0	1	0	18	5.3	10	2.9	3	0.9	38.6	45.4
0700	840	20	783	8	13	11	2	0	1	1	1	0	0	20	2.4	10	1.2	8	1	32.7	40.7
0800	788	41	714	16	9	0	4	0	1	1	2	0	0	7	0.9	3	0.4	1	0.1	30	37.8
0900	739	28	665	11	26	5	2	1	1	0	0	0	0	10	1.4	1	0.1	1	0.1	31.1	40.3
1000	474	5	427	9	25	3	3	0	2	0	0	0	0	6	1.3	0	0	0	0	33.4	40.3
1100	470	7	418	6	32	3	1	0	1	1	1	0	0	5	1.1	1	0.2	0	0	33.5	41
1200	489	7	442	2	31	3	2	1	1	0	0	0	0	2	0.4	0	0	0	0	34.8	41.8
1300	544	10	493	2	27	5	4	0	2	0	1	0	0	2	0.4	1	0.2	1	0.2	32.7	39.6
1400	470	12	424	4	23	1	5	0	0	0	1	0	0	3	0.6	1	0.2	1	0.2	35	40.7
1500	588	9	537	6	27	1	3	0	1	1	2	0	1	5	0.9	1	0.2	0	0	32.6	40.3
1600	630	13	573	9	31	1	1	0	0	0	1	0	1	7	1.1	2	0.3	2	0.3	31.5	40
1700	582	28	515	8	19	3	6	1	0	1	0	0	1	5	0.9	1	0.2	1	0.2	33.7	41
1800	576	13	534	8	13	4	3	1	0	0	0	0	0	2	0.3	0	0	0	0	34.9	41.4
1900	496	10	473	3	7	1	1	0	0	0	0	1	0	5	1	1	0.2	1	0.2	34.4	40.7
2000	344	5	326	5	5	0	0	0	0	3	0	0	0	5	1.5	0	0	0	0	35.9	41.4
2100	251	8	238	1	3	1	0	0	0	0	0	0	0	5	2	0	0	0	0	37.6	43.6
2200	190	8	172	0	5	1	3	0	1	0	0	0	0	7	3.7	3	1.6	0	0	38.4	43.9
2300	75	3	64	0	4	2	0	0	1	1	0	0	0	3	4	1	1.3	0	0	39.8	45
07-19	7190	193	6525	89	276	40	36	4	10	5	9	0	3	74	1	21	0.3	15	0.2	32.8	40.7
06-22	8622	224	7880	100	300	44	38	4	10	8	9	2	3	107	1.2	32	0.4	19	0.2	33.4	41
06-00	8887	235	8116	100	309	47	41	4	12	9	9	2	3	117	1.3	36	0.4	19	0.2	33.5	41
00-00	9193	242	8390	101	319	51	41	5	15	12	12	2	3	149	1.6	46	0.5	24	0.3	33.8	41.4

Site D
Location R131, south of JTC Site 4
Direction Northbound

7352 / Ringsend
April 2017
Automatic Traffic Count

Monday, 03 April 2017

Time	Total	Speed Bins (km/h)																											
		0 - 5	5 - 10	10 - 15	15 - 20	20 - 25	25 - 30	30 - 35	35 - 40	40 - 45	45 - 50	50 - 55	55 - 60	60 - 65	65 - 70	70 - 75	75 - 80	80 - 85	85 - 90	90 - 95	95 - 100	100 - 105	105 - 110	110 - 115	115 - 120	120 - 125	125 - 130	130 - 135	135 - 140
0000	43	0	0	0	0	0	1	4	10	12	11	4	1	0	0	0	0	0	0	0	0	0	0	0	0	0	0	0	0
0100	15	0	0	0	0	0	0	0	3	7	5	0	0	0	0	0	0	0	0	0	0	0	0	0	0	0	0	0	0
0200	11	0	0	0	0	0	1	2	3	1	2	2	0	0	0	0	0	0	0	0	0	0	0	0	0	0	0	0	0
0300	10	0	0	0	0	0	1	0	2	4	2	1	0	0	0	0	0	0	0	0	0	0	0	0	0	0	0	0	0
0400	83	0	0	0	0	0	0	2	14	43	16	7	1	0	0	0	0	0	0	0	0	0	0	0	0	0	0	0	0
0500	144	0	0	0	0	3	4	15	26	42	38	8	3	3	0	1	0	0	0	1	0	0	0	0	0	0	0	0	0
0600	341	0	0	3	2	10	36	46	82	98	46	8	7	2	0	1	0	0	0	0	0	0	0	0	0	0	0	0	0
0700	840	0	1	11	45	97	186	177	169	102	32	10	2	2	0	2	1	0	0	0	0	0	3	0	0	0	0	0	0
0800	788	1	1	10	65	134	206	169	115	67	13	4	2	1	0	0	0	0	0	0	0	0	0	0	0	0	0	0	0
0900	739	0	2	21	81	92	142	129	140	96	26	9	0	1	0	0	0	0	0	0	0	0	0	0	0	0	0	0	0
1000	474	0	2	10	21	37	60	118	141	66	13	6	0	0	0	0	0	0	0	0	0	0	0	0	0	0	0	0	0
1100	470	0	2	2	20	40	78	118	110	76	19	4	1	0	0	0	0	0	0	0	0	0	0	0	0	0	0	0	0
1200	489	0	0	2	24	29	61	99	146	104	22	2	0	0	0	0	0	0	0	0	0	0	0	0	0	0	0	0	0
1300	544	0	0	6	16	71	91	134	147	61	16	1	0	0	1	0	0	0	0	0	0	0	0	0	0	0	0	0	0
1400	470	0	0	0	14	29	52	118	156	77	21	2	0	0	1	0	0	0	0	0	0	0	0	0	0	0	0	0	0
1500	588	0	0	12	28	77	94	115	163	77	17	4	1	0	0	0	0	0	0	0	0	0	0	0	0	0	0	0	0
1600	630	0	0	12	68	75	94	145	136	72	21	5	0	2	0	0	0	0	0	0	0	0	0	0	0	0	0	0	0
1700	582	0	0	3	19	56	112	121	147	96	23	4	0	1	0	0	0	0	0	0	0	0	0	0	0	0	0	0	0
1800	576	0	0	4	12	51	61	110	188	132	16	2	0	0	0	0	0	0	0	0	0	0	0	0	0	0	0	0	0
1900	496	0	0	0	18	40	67	110	163	79	14	4	0	1	0	0	0	0	0	0	0	0	0	0	0	0	0	0	0
2000	344	0	0	0	6	15	28	91	120	63	16	5	0	0	0	0	0	0	0	0	0	0	0	0	0	0	0	0	0
2100	251	0	0	0	4	2	18	49	92	58	23	5	0	0	0	0	0	0	0	0	0	0	0	0	0	0	0	0	0
2200	190	0	0	1	4	7	8	24	63	61	15	4	3	0	0	0	0	0	0	0	0	0	0	0	0	0	0	0	0
2300	75	0	0	1	0	1	2	6	28	25	9	2	1	0	0	0	0	0	0	0	0	0	0	0	0	0	0	0	0
07-19	7190	1	8	93	413	788	1237	1553	1758	1026	239	53	6	7	2	2	1	0	0	0	0	0	3	0	0	0	0	0	0
06-22	8622	1	8	96	443	855	1386	1849	2215	1324	338	75	13	10	2	3	1	0	0	0	0	0	3	0	0	0	0	0	0
06-00	8887	1	8	98	447	863	1396	1879	2306	1410	362	81	17	10	2	3	1	0	0	0	0	0	3	0	0	0	0	0	0
00-00	9193	1	8	98	447	866	1403	1902	2364	1519	436	103	22	13	2	4	1	0	0	1	0	0	3	0	0	0	0	0	0

Site D
Location R131, south of JTC Site 4
Direction Northbound

7352 / Ringsend
April 2017
Automatic Traffic Count

Tuesday, 04 April 2017

Time	Total	Classification												>PSL	>PSL%	>SL1	>SL1%	>SL2	>SL2%	Mean	Vpp
		1	2	3	4	5	6	7	8	9	10	11	12	50	50	55	55	60	60		85
		MCL	SV	SVT	TB2	TB3	T4	ART3	ART4	ART5	ART6	BD	DRT			+5kph	+5kph	+10kph	+10kph		
0000	35	0	31	0	4	0	0	0	0	0	0	0	0	1	2.9	1	2.9	0	0	42.2	47.5
0100	17	1	13	0	0	1	0	0	2	0	0	0	0	3	17.6	2	11.8	0	0	44.2	49.3
0200	7	0	4	0	2	0	0	0	0	1	0	0	0	0	0	0	0	0	0	39.1	-
0300	14	1	12	0	0	0	0	0	0	1	0	0	0	2	14.3	1	7.1	1	7.1	45	46.8
0400	68	1	62	0	1	0	0	0	3	1	0	0	0	10	14.7	2	2.9	0	0	44.1	49
0500	145	1	137	0	2	0	0	0	1	2	1	0	1	12	8.3	3	2.1	3	2.1	43.1	47.5
0600	390	9	359	0	11	7	1	0	1	0	1	1	0	8	2.1	3	0.8	1	0.3	38.9	44.6
0700	861	18	812	7	13	6	5	0	0	0	0	0	0	8	0.9	2	0.2	1	0.1	33.5	40.3
0800	829	46	743	8	17	4	6	0	0	0	5	0	0	5	0.6	2	0.2	1	0.1	30.6	38.2
0900	800	20	729	5	32	3	7	0	2	1	1	0	0	11	1.4	4	0.5	3	0.4	31.2	39.2
1000	520	10	462	5	28	2	7	2	0	1	3	0	0	5	1	1	0.2	0	0	35.1	42.1
1100	465	10	415	1	32	2	4	0	1	0	0	0	0	6	1.3	2	0.4	0	0	35.8	42.8
1200	532	5	462	5	48	3	5	0	2	2	0	0	0	4	0.8	1	0.2	0	0	35	41.8
1300	540	5	477	8	43	0	3	1	2	0	1	0	0	9	1.7	4	0.7	2	0.4	32.5	39.2
1400	558	11	501	8	33	2	2	0	0	0	1	0	0	6	1.1	0	0	0	0	32.4	39.6
1500	568	10	517	3	33	1	3	0	1	0	0	0	0	6	1.1	3	0.5	0	0	33.6	41
1600	719	18	653	9	31	3	2	0	2	1	0	0	0	15	2.1	5	0.7	1	0.1	31.6	40
1700	579	28	516	6	18	5	3	1	1	0	1	0	0	12	2.1	3	0.5	1	0.2	35.5	42.5
1800	548	15	506	11	11	1	1	0	0	0	2	0	1	4	0.7	1	0.2	1	0.2	34.1	42.1
1900	512	17	474	3	9	4	3	0	0	1	0	0	1	12	2.3	5	1	3	0.6	35	42.1
2000	317	10	299	0	5	0	2	0	0	1	0	0	0	5	1.6	2	0.6	0	0	37.1	42.5
2100	256	3	242	3	5	1	1	0	0	1	0	0	0	3	1.2	1	0.4	0	0	38.9	42.8
2200	156	9	141	0	3	0	0	0	2	0	1	0	0	7	4.5	3	1.9	0	0	39.2	46.4
2300	96	4	85	2	5	0	0	0	0	0	0	0	0	5	5.2	3	3.1	3	3.1	40.6	44.3
07-19	7519	196	6793	76	339	32	48	4	11	5	14	0	1	91	1.2	28	0.4	10	0.1	33.2	40.7
06-22	8994	235	8167	82	369	44	55	4	12	8	15	1	2	119	1.3	39	0.4	14	0.2	33.8	41.4
06-00	9246	248	8393	84	377	44	55	4	14	8	16	1	2	131	1.4	45	0.5	17	0.2	34	41.4
00-00	9532	252	8652	84	386	45	55	4	20	13	17	1	3	159	1.7	54	0.6	21	0.2	34.3	41.8

Site D
Location R131, south of JTC Site 4
Direction Northbound

7352 / Ringsend
April 2017
Automatic Traffic Count

Tuesday, 04 April 2017

Time	Total	Speed Bins (km/h)																											
		0 - 5	5 - 10	10 - 15	15 - 20	20 - 25	25 - 30	30 - 35	35 - 40	40 - 45	45 - 50	50 - 55	55 - 60	60 - 65	65 - 70	70 - 75	75 - 80	80 - 85	85 - 90	90 - 95	95 - 100	100 - 105	105 - 110	110 - 115	115 - 120	120 - 125	125 - 130	130 - 135	135 - 140
0000	35	0	0	0	0	0	3	3	2	14	12	0	1	0	0	0	0	0	0	0	0	0	0	0	0	0	0	0	0
0100	17	0	0	0	0	0	0	1	3	6	4	1	2	0	0	0	0	0	0	0	0	0	0	0	0	0	0	0	0
0200	7	0	0	0	0	0	0	1	3	3	0	0	0	0	0	0	0	0	0	0	0	0	0	0	0	0	0	0	0
0300	14	0	0	0	0	0	1	1	0	5	5	1	0	0	0	0	1	0	0	0	0	0	0	0	0	0	0	0	0
0400	68	0	0	0	0	0	0	2	14	23	19	8	2	0	0	0	0	0	0	0	0	0	0	0	0	0	0	0	0
0500	145	0	0	0	0	0	7	8	17	57	44	9	0	1	1	1	0	0	0	0	0	0	0	0	0	0	0	0	0
0600	390	0	0	0	1	11	23	64	102	138	43	5	2	0	1	0	0	0	0	0	0	0	0	0	0	0	0	0	0
0700	861	0	0	8	36	73	141	207	235	124	29	6	1	0	0	0	1	0	0	0	0	0	0	0	0	0	0	0	0
0800	829	0	1	10	61	125	174	206	178	54	15	3	1	1	0	0	0	0	0	0	0	0	0	0	0	0	0	0	0
0900	800	0	0	13	55	135	140	175	180	77	14	7	1	1	1	1	0	0	0	0	0	0	0	0	0	0	0	0	0
1000	520	2	0	3	9	32	73	129	130	100	37	4	1	0	0	0	0	0	0	0	0	0	0	0	0	0	0	0	0
1100	465	0	0	7	11	35	40	85	136	117	28	4	2	0	0	0	0	0	0	0	0	0	0	0	0	0	0	0	0
1200	532	0	0	4	19	34	67	109	159	110	26	3	1	0	0	0	0	0	0	0	0	0	0	0	0	0	0	0	0
1300	540	0	1	17	37	45	79	138	152	51	11	5	2	0	0	0	0	2	0	0	0	0	0	0	0	0	0	0	0
1400	558	0	1	8	35	61	77	160	136	58	16	6	0	0	0	0	0	0	0	0	0	0	0	0	0	0	0	0	0
1500	568	0	1	8	27	58	72	129	161	77	29	3	3	0	0	0	0	0	0	0	0	0	0	0	0	0	0	0	0
1600	719	0	3	14	57	94	128	168	144	76	20	10	4	1	0	0	0	0	0	0	0	0	0	0	0	0	0	0	0
1700	579	0	3	1	28	34	57	91	218	101	34	9	2	0	0	1	0	0	0	0	0	0	0	0	0	0	0	0	0
1800	548	0	1	3	22	67	72	99	155	96	29	3	0	0	1	0	0	0	0	0	0	0	0	0	0	0	0	0	0
1900	512	0	1	4	24	30	62	119	142	85	33	7	2	2	0	0	0	0	0	0	0	1	0	0	0	0	0	0	0
2000	317	0	0	3	6	10	16	70	115	72	20	3	2	0	0	0	0	0	0	0	0	0	0	0	0	0	0	0	0
2100	256	0	0	1	0	4	2	35	111	80	20	2	1	0	0	0	0	0	0	0	0	0	0	0	0	0	0	0	0
2200	156	0	2	0	3	0	8	22	45	48	21	4	3	0	0	0	0	0	0	0	0	0	0	0	0	0	0	0	0
2300	96	0	0	0	1	1	3	7	33	38	8	2	0	2	0	0	0	1	0	0	0	0	0	0	0	0	0	0	0
07-19	7519	2	11	96	397	793	1120	1696	1984	1041	288	63	18	3	2	2	1	2	0	0	0	0	0	0	0	0	0	0	0
06-22	8994	2	12	104	428	848	1223	1984	2454	1416	404	80	25	5	3	2	1	2	0	0	0	1	0	0	0	0	0	0	0
06-00	9246	2	14	104	432	849	1234	2013	2532	1502	433	86	28	7	3	2	1	3	0	0	0	1	0	0	0	0	0	0	0
00-00	9532	2	14	104	432	849	1245	2029	2571	1610	517	105	33	8	4	3	2	3	0	0	0	1	0	0	0	0	0	0	0

Site D
Location R131, south of JTC Site 4
Direction Northbound

7352 / Ringsend
April 2017
Automatic Traffic Count

Wednesday, 05 April 2017

Time	Total	Classification												>PSL	>PSL%	>SL1	>SL1%	>SL2	>SL2%	Mean	Vpp
		1	2	3	4	5	6	7	8	9	10	11	12	50	50	55	55	60	60		85
		MCL	SV	SVT	TB2	TB3	T4	ART3	ART4	ART5	ART6	BD	DRT			+5kph	+5kph	+10kph	+10kph		
0000	26	0	22	0	3	0	0	0	0	1	0	0	0	1	3.8	0	0	0	0	41.9	48.6
0100	11	1	8	0	2	0	0	0	0	0	0	0	0	2	18.2	1	9.1	0	0	43.5	45.4
0200	7	0	7	0	0	0	0	0	0	0	0	0	0	1	14.3	0	0	0	0	41.1	-
0300	22	2	17	0	0	0	0	0	2	0	1	0	0	4	18.2	2	9.1	1	4.5	43.3	49.7
0400	88	1	79	0	5	0	0	0	1	2	0	0	0	8	9.1	0	0	0	0	43.7	49
0500	124	2	112	1	2	0	2	0	0	2	2	0	1	18	14.5	5	4	2	1.6	43.3	49
0600	372	10	338	4	11	3	1	0	0	1	3	0	1	18	4.8	7	1.9	1	0.3	36.9	44.3
0700	791	21	726	13	24	4	1	0	0	0	2	0	0	10	1.3	4	0.5	0	0	32.7	41
0800	749	42	672	8	14	5	5	0	0	0	2	1	0	6	0.8	4	0.5	1	0.1	30.9	39.2
0900	769	17	710	6	24	5	6	0	0	0	1	0	0	2	0.3	1	0.1	0	0	32.4	40
1000	535	8	489	2	26	4	4	0	1	0	0	0	1	14	2.6	2	0.4	1	0.2	33.4	41
1100	485	11	433	4	33	1	2	0	1	0	0	0	0	6	1.2	4	0.8	3	0.6	35	40.3
1200	527	13	471	10	29	2	1	0	1	0	0	0	0	9	1.7	2	0.4	1	0.2	33.3	40.3
1300	566	13	502	6	35	2	1	1	2	1	2	0	1	6	1.1	1	0.2	1	0.2	31.6	40.3
1400	577	5	532	3	28	2	7	0	0	0	0	0	0	7	1.2	3	0.5	1	0.2	33.6	40.7
1500	630	13	570	7	35	1	4	0	0	0	0	0	0	5	0.8	2	0.3	2	0.3	33.5	41
1600	644	24	570	8	32	5	3	2	0	0	0	0	0	6	0.9	3	0.5	0	0	28.5	39.2
1700	504	23	450	6	14	5	4	0	1	1	0	0	0	5	1	1	0.2	1	0.2	27.3	38.5
1800	595	25	553	5	8	0	4	0	0	0	0	0	0	10	1.7	3	0.5	1	0.2	33	41.8
1900	480	13	450	3	9	0	2	0	1	0	1	1	0	8	1.7	3	0.6	1	0.2	34.3	41.8
2000	400	9	376	5	7	2	1	0	0	0	0	0	0	3	0.8	1	0.3	0	0	34.8	41.8
2100	267	3	255	1	5	1	1	0	0	1	0	0	0	6	2.2	1	0.4	0	0	37.7	42.8
2200	168	6	156	3	0	2	1	0	0	0	0	0	0	5	3	1	0.6	0	0	41.1	45.7
2300	88	1	82	1	2	1	0	0	1	0	0	0	0	6	6.8	3	3.4	0	0	40.7	46.8
07-19	7372	215	6678	78	302	36	42	3	6	2	7	1	2	86	1.2	30	0.4	12	0.2	32.1	40.3
06-22	8891	250	8097	91	334	42	47	3	7	4	11	2	3	121	1.4	42	0.5	14	0.2	32.7	41
06-00	9147	257	8335	95	336	45	48	3	8	4	11	2	3	132	1.4	46	0.5	14	0.2	32.9	41
00-00	9425	263	8580	96	348	45	50	3	11	9	14	2	4	166	1.8	54	0.6	17	0.2	33.2	41.4

Site D
Location R131, south of JTC Site 4
Direction Northbound

7352 / Ringsend
April 2017
Automatic Traffic Count

Wednesday, 05 April 2017

Time	Total	Speed Bins (km/h)																												
		0 - 5	5 - 10	10 - 15	15 - 20	20 - 25	25 - 30	30 - 35	35 - 40	40 - 45	45 - 50	50 - 55	55 - 60	60 - 65	65 - 70	70 - 75	75 - 80	80 - 85	85 - 90	90 - 95	95 - 100	100 - 105	105 - 110	110 - 115	115 - 120	120 - 125	125 - 130	130 - 135	135 - 140
0000	26	0	0	0	0	0	1	2	3	14	5	1	0	0	0	0	0	0	0	0	0	0	0	0	0	0	0	0	0	0
0100	11	0	0	0	0	0	0	1	3	3	2	1	1	0	0	0	0	0	0	0	0	0	0	0	0	0	0	0	0	0
0200	7	0	0	0	0	0	0	1	2	3	0	1	0	0	0	0	0	0	0	0	0	0	0	0	0	0	0	0	0	0
0300	22	0	0	0	1	0	1	1	4	7	4	2	1	0	0	0	1	0	0	0	0	0	0	0	0	0	0	0	0	0
0400	88	0	0	0	0	0	1	3	13	38	25	8	0	0	0	0	0	0	0	0	0	0	0	0	0	0	0	0	0	0
0500	124	0	0	0	0	1	4	5	30	31	35	13	3	1	0	1	0	0	0	0	0	0	0	0	0	0	0	0	0	0
0600	372	0	0	2	7	26	49	47	99	92	32	11	6	0	1	0	0	0	0	0	0	0	0	0	0	0	0	0	0	0
0700	791	0	3	13	48	108	113	149	189	131	27	6	4	0	0	0	0	0	0	0	0	0	0	0	0	0	0	0	0	0
0800	749	0	0	12	62	154	99	158	169	77	12	2	3	0	0	0	0	1	0	0	0	0	0	0	0	0	0	0	0	0
0900	769	0	2	12	40	78	129	212	175	97	22	1	1	0	0	0	0	0	0	0	0	0	0	0	0	0	0	0	0	0
1000	535	0	1	5	29	65	82	105	138	79	17	12	1	1	0	0	0	0	0	0	0	0	0	0	0	0	0	0	0	0
1100	485	0	0	0	10	28	71	118	172	58	22	2	1	1	0	0	0	0	0	0	1	0	0	0	1	0	0	0	0	0
1200	527	0	0	6	26	66	61	129	142	70	18	7	1	1	0	0	0	0	0	0	0	0	0	0	0	0	0	0	0	0
1300	566	0	0	8	59	76	95	114	117	78	13	5	0	1	0	0	0	0	0	0	0	0	0	0	0	0	0	0	0	0
1400	577	0	0	6	21	49	97	144	152	80	21	4	2	0	1	0	0	0	0	0	0	0	0	0	0	0	0	0	0	0
1500	630	0	1	7	30	64	90	134	178	93	28	3	0	1	0	0	0	0	0	0	0	0	0	0	0	0	1	0	0	0
1600	644	1	6	56	83	119	83	103	102	64	21	3	3	0	0	0	0	0	0	0	0	0	0	0	0	0	0	0	0	0
1700	504	0	13	50	93	68	66	74	85	35	15	4	0	1	0	0	0	0	0	0	0	0	0	0	0	0	0	0	0	0
1800	595	0	1	5	28	80	111	117	120	97	26	7	2	0	1	0	0	0	0	0	0	0	0	0	0	0	0	0	0	0
1900	480	0	0	1	15	50	57	123	127	79	20	5	2	1	0	0	0	0	0	0	0	0	0	0	0	0	0	0	0	0
2000	400	0	1	4	9	32	46	84	126	73	22	2	1	0	0	0	0	0	0	0	0	0	0	0	0	0	0	0	0	0
2100	267	0	0	0	0	6	12	57	105	67	14	5	1	0	0	0	0	0	0	0	0	0	0	0	0	0	0	0	0	0
2200	168	0	0	0	1	0	2	15	43	76	26	4	1	0	0	0	0	0	0	0	0	0	0	0	0	0	0	0	0	0
2300	88	0	0	0	0	0	1	14	29	28	10	3	3	0	0	0	0	0	0	0	0	0	0	0	0	0	0	0	0	0
07-19	7372	1	27	180	529	955	1097	1557	1739	959	242	56	18	6	2	0	0	1	0	0	1	0	0	0	1	0	1	0	0
06-22	8891	1	28	187	560	1069	1261	1868	2196	1270	330	79	28	7	3	0	0	1	0	0	1	0	0	0	1	0	1	0	0
06-00	9147	1	28	187	561	1069	1264	1897	2268	1374	366	86	32	7	3	0	0	1	0	0	1	0	0	0	1	0	1	0	0
00-00	9425	1	28	187	562	1070	1271	1910	2323	1470	437	112	37	8	3	1	1	1	0	0	1	0	0	0	1	0	1	0	0

Site D
Location R131, south of JTC Site 4
Direction Northbound

7352 / Ringsend
April 2017
Automatic Traffic Count

Thursday, 06 April 2017

Time	Total	Classification												>PSL	>PSL%	>SL1	>SL1%	>SL2	>SL2%	Mean	Vpp
		1	2	3	4	5	6	7	8	9	10	11	12	50	50	55	55	60	60		85
		MCL	SV	SVT	TB2	TB3	T4	ART3	ART4	ART5	ART6	BD	DRT			+5kph	+5kph	+10kph	+10kph		
0000	42	0	41	0	1	0	0	0	0	0	0	0	0	3	7.1	1	2.4	0	0	42.3	47.5
0100	16	0	16	0	0	0	0	0	0	0	0	0	0	0	0	0	0	0	0	42.3	45.7
0200	17	1	16	0	0	0	0	0	0	0	0	0	0	1	5.9	0	0	0	0	41.9	43.6
0300	28	1	25	0	1	0	0	0	1	0	0	0	0	5	17.9	2	7.1	1	3.6	46.4	50
0400	87	1	83	0	2	0	0	0	0	1	0	0	0	13	14.9	6	6.9	2	2.3	43.2	49.3
0500	147	2	136	0	6	0	0	0	1	2	0	0	0	16	10.9	3	2	1	0.7	43.3	48.2
0600	342	8	317	0	9	4	3	0	0	0	1	0	0	14	4.1	4	1.2	4	1.2	38.8	45.4
0700	783	21	716	9	27	5	3	0	1	0	0	1	0	12	1.5	5	0.6	4	0.5	34.1	42.1
0800	747	35	684	8	11	3	4	0	2	0	0	0	0	7	0.9	3	0.4	3	0.4	30.8	38.9
0900	702	19	637	9	24	4	4	0	2	1	2	0	0	4	0.6	1	0.1	0	0	32.6	40.3
1000	600	15	540	10	28	3	3	0	1	0	0	0	0	4	0.7	2	0.3	0	0	32.8	40.7
1100	503	13	438	5	37	2	6	0	1	0	1	0	0	7	1.4	1	0.2	0	0	33.8	42.1
1200	588	10	502	11	55	4	5	0	0	0	1	0	0	3	0.5	1	0.2	0	0	33.4	41.8
1300	558	9	501	5	35	2	3	1	1	0	1	0	0	3	0.5	0	0	0	0	33.1	40
1400	567	9	519	6	23	3	4	2	0	0	0	1	0	4	0.7	2	0.4	1	0.2	32.5	40.7
1500	564	10	501	4	42	0	6	0	0	0	0	0	1	11	2	3	0.5	2	0.4	33.3	41.4
1600	631	11	588	5	21	1	3	0	2	0	0	0	0	3	0.5	0	0	0	0	27.7	38.2
1700	541	32	484	4	17	2	1	1	0	0	0	0	0	7	1.3	4	0.7	2	0.4	30.8	40.3
1800	529	24	491	5	9	0	0	0	0	0	0	0	0	6	1.1	0	0	0	0	34.7	41.4
1900	519	19	478	6	15	1	0	0	0	0	0	0	0	6	1.2	3	0.6	3	0.6	35.2	42.1
2000	351	15	325	2	9	0	0	0	0	0	0	0	0	13	3.7	4	1.1	0	0	37.2	42.8
2100	260	6	240	2	6	2	3	0	0	0	1	0	0	2	0.8	0	0	0	0	38.7	43.6
2200	220	6	209	0	2	1	1	0	1	0	0	0	0	7	3.2	0	0	0	0	39	43.9
2300	122	2	111	2	4	3	0	0	0	0	0	0	0	5	4.1	1	0.8	1	0.8	39.8	45
07-19	7313	208	6601	81	329	29	42	4	10	1	5	2	1	71	1	22	0.3	12	0.2	32.4	40.7
06-22	8785	256	7961	91	368	36	48	4	10	1	7	2	1	106	1.2	33	0.4	19	0.2	33.2	41.4
06-00	9127	264	8281	93	374	40	49	4	11	1	7	2	1	118	1.3	34	0.4	20	0.2	33.4	41.4
00-00	9464	269	8598	93	384	40	49	4	13	4	7	2	1	156	1.6	46	0.5	24	0.3	33.8	41.8

Site D
Location R131, south of JTC Site 4
Direction Northbound

7352 / Ringsend
April 2017
Automatic Traffic Count

Thursday, 06 April 2017

Time	Total	Speed Bins (km/h)																												
		0 - 5	5 - 10	10 - 15	15 - 20	20 - 25	25 - 30	30 - 35	35 - 40	40 - 45	45 - 50	50 - 55	55 - 60	60 - 65	65 - 70	70 - 75	75 - 80	80 - 85	85 - 90	90 - 95	95 - 100	100 - 105	105 - 110	110 - 115	115 - 120	120 - 125	125 - 130	130 - 135	135 - 140
0000	42	0	0	0	0	0	0	0	14	18	7	2	1	0	0	0	0	0	0	0	0	0	0	0	0	0	0	0	0	0
0100	16	0	0	0	0	0	0	1	4	6	5	0	0	0	0	0	0	0	0	0	0	0	0	0	0	0	0	0	0	0
0200	17	0	0	0	0	0	0	0	5	9	2	1	0	0	0	0	0	0	0	0	0	0	0	0	0	0	0	0	0	0
0300	28	0	0	0	0	0	0	1	3	9	10	3	1	0	0	1	0	0	0	0	0	0	0	0	0	0	0	0	0	0
0400	87	0	0	0	1	0	0	6	19	30	18	7	4	1	1	0	0	0	0	0	0	0	0	0	0	0	0	0	0	0
0500	147	0	0	0	0	0	2	13	20	60	36	13	2	0	0	0	1	0	0	0	0	0	0	0	0	0	0	0	0	0
0600	342	0	0	3	3	11	29	41	94	100	47	10	0	2	0	0	0	2	0	0	0	0	0	0	0	0	0	0	0	0
0700	783	0	0	11	40	82	124	147	195	130	42	7	1	0	0	1	0	0	0	0	0	0	0	0	2	0	0	1	0	0
0800	747	0	2	19	56	135	122	153	169	69	15	4	0	3	0	0	0	0	0	0	0	0	0	0	0	0	0	0	0	0
0900	702	0	0	10	45	85	114	149	180	87	28	3	1	0	0	0	0	0	0	0	0	0	0	0	0	0	0	0	0	0
1000	600	0	2	12	37	60	82	147	145	78	33	2	2	0	0	0	0	0	0	0	0	0	0	0	0	0	0	0	0	0
1100	503	0	0	7	25	60	53	115	130	70	36	6	1	0	0	0	0	0	0	0	0	0	0	0	0	0	0	0	0	0
1200	588	0	0	5	30	64	92	113	158	93	30	2	1	0	0	0	0	0	0	0	0	0	0	0	0	0	0	0	0	0
1300	558	0	0	3	19	53	97	148	153	66	16	3	0	0	0	0	0	0	0	0	0	0	0	0	0	0	0	0	0	0
1400	567	0	0	5	45	55	98	138	126	74	22	2	1	1	0	0	0	0	0	0	0	0	0	0	0	0	0	0	0	0
1500	564	0	0	9	37	48	98	106	142	92	21	8	1	0	0	1	0	0	0	0	0	0	0	1	0	0	0	0	0	0
1600	631	0	3	54	86	120	119	71	111	55	9	3	0	0	0	0	0	0	0	0	0	0	0	0	0	0	0	0	0	0
1700	541	0	1	32	58	78	69	104	107	61	24	3	2	1	1	0	0	0	0	0	0	0	0	0	0	0	0	0	0	0
1800	529	0	0	0	20	42	51	137	155	95	23	6	0	0	0	0	0	0	0	0	0	0	0	0	0	0	0	0	0	0
1900	519	0	1	2	23	41	50	104	150	121	21	3	0	2	1	0	0	0	0	0	0	0	0	0	0	0	0	0	0	0
2000	351	0	0	0	8	19	30	50	116	91	24	9	4	0	0	0	0	0	0	0	0	0	0	0	0	0	0	0	0	0
2100	260	0	0	0	0	3	15	41	86	87	26	2	0	0	0	0	0	0	0	0	0	0	0	0	0	0	0	0	0	0
2200	220	0	0	0	2	1	7	33	84	68	18	7	0	0	0	0	0	0	0	0	0	0	0	0	0	0	0	0	0	0
2300	122	0	0	0	0	0	3	20	40	40	14	4	0	1	0	0	0	0	0	0	0	0	0	0	0	0	0	0	0	0
07-19	7313	0	8	167	498	882	1119	1528	1771	970	299	49	10	5	1	2	0	0	0	0	0	0	0	1	2	0	0	1	0	0
06-22	8785	0	9	172	532	956	1243	1764	2217	1369	417	73	14	9	2	2	0	2	0	0	0	0	0	1	2	0	0	1	0	0
06-00	9127	0	9	172	534	957	1253	1817	2341	1477	449	84	14	10	2	2	0	2	0	0	0	0	0	1	2	0	0	1	0	0
00-00	9464	0	9	172	535	957	1255	1838	2406	1609	527	110	22	11	3	3	1	2	0	0	0	0	0	1	2	0	0	1	0	0

Site D
Location R131, south of JTC Site 4
Direction Northbound

7352 / Ringsend
April 2017
Automatic Traffic Count

Friday, 07 April 2017

Time	Total	Classification												>PSL	>PSL%	>SL1	>SL1%	>SL2	>SL2%	Mean	Vpp
		1	2	3	4	5	6	7	8	9	10	11	12	50	50	55	55	60	60		85
		MCL	SV	SVT	TB2	TB3	T4	ART3	ART4	ART5	ART6	BD	DRT			+5kph	+5kph	+10kph	+10kph		
0000	61	2	53	0	5	1	0	0	0	0	0	0	0	8	13.1	3	4.9	2	3.3	41.8	48.2
0100	24	1	18	0	1	1	1	0	1	1	0	0	0	1	4.2	0	0	0	0	39.9	45.4
0200	12	1	10	0	0	0	0	0	1	0	0	0	0	1	8.3	0	0	0	0	38.1	43.6
0300	29	1	26	0	2	0	0	0	0	0	0	0	0	7	24.1	3	10.3	1	3.4	47.2	52.6
0400	77	1	69	0	4	0	0	0	1	1	1	0	0	11	14.3	4	5.2	1	1.3	44.3	49.3
0500	137	4	122	0	5	1	0	0	0	3	2	0	0	16	11.7	6	4.4	2	1.5	41.8	46.8
0600	359	10	329	3	9	4	2	0	0	0	2	0	0	16	4.5	6	1.7	2	0.6	39.8	45
0700	797	26	732	6	23	5	3	0	0	0	0	0	2	14	1.8	7	0.9	3	0.4	34.2	42.1
0800	816	32	739	18	15	8	1	0	0	0	3	0	0	9	1.1	3	0.4	2	0.2	32.4	39.6
0900	609	15	561	8	19	3	3	0	0	0	0	0	0	8	1.3	3	0.5	0	0	34.7	42.1
1000	532	7	469	3	44	2	4	0	1	0	1	0	1	11	2.1	4	0.8	3	0.6	34.7	42.1
1100	477	7	422	5	39	0	3	0	0	0	1	0	0	6	1.3	1	0.2	1	0.2	34.5	41.8
1200	613	14	549	3	39	2	5	0	1	0	0	0	0	3	0.5	2	0.3	0	0	32.6	40
1300	597	17	528	8	33	5	1	1	1	0	2	0	1	15	2.5	3	0.5	1	0.2	34.6	42.1
1400	607	12	541	6	36	5	5	0	0	1	1	0	0	6	1	0	0	0	0	32.9	41.4
1500	638	19	582	3	33	0	1	0	0	0	0	0	0	12	1.9	4	0.6	0	0	33.3	40.7
1600	564	16	521	3	19	1	2	1	1	0	0	0	0	8	1.4	1	0.2	1	0.2	35	41.8
1700	558	26	510	4	11	2	0	0	3	0	2	0	0	6	1.1	1	0.2	1	0.2	33.6	40.3
1800	607	15	566	6	10	4	3	0	2	0	1	0	0	5	0.8	2	0.3	2	0.3	34.5	40
1900	561	11	528	5	7	6	2	0	1	1	0	0	0	16	2.9	9	1.6	3	0.5	33.4	41.8
2000	373	6	351	2	8	3	2	0	0	0	1	0	0	5	1.3	1	0.3	1	0.3	36.6	41.4
2100	281	4	266	0	7	3	0	0	0	0	1	0	0	5	1.8	1	0.4	1	0.4	38.7	43.6
2200	199	6	187	0	2	3	0	0	0	1	0	0	0	2	1	0	0	0	0	39.2	43.6
2300	127	1	119	2	2	2	0	0	0	1	0	0	0	3	2.4	0	0	0	0	38.8	43.9
07-19	7415	206	6720	73	321	37	31	2	9	1	11	0	4	103	1.4	31	0.4	14	0.2	33.9	41.4
06-22	8989	237	8194	83	352	53	37	2	10	2	15	0	4	145	1.6	48	0.5	21	0.2	34.3	41.8
06-00	9315	244	8500	85	356	58	37	2	10	4	15	0	4	150	1.6	48	0.5	21	0.2	34.5	41.8
00-00	9655	254	8798	85	373	61	38	2	13	9	18	0	4	194	2	64	0.7	27	0.3	34.8	42.1

Site D
Location R131, south of JTC Site 4
Direction Northbound

7352 / Ringsend
April 2017
Automatic Traffic Count

Friday, 07 April 2017

Time	Total	Speed Bins (km/h)																											
		0 - 5	5 - 10	10 - 15	15 - 20	20 - 25	25 - 30	30 - 35	35 - 40	40 - 45	45 - 50	50 - 55	55 - 60	60 - 65	65 - 70	70 - 75	75 - 80	80 - 85	85 - 90	90 - 95	95 - 100	100 - 105	105 - 110	110 - 115	115 - 120	120 - 125	125 - 130	130 - 135	135 - 140
0000	61	0	0	0	0	3	4	2	13	19	12	5	1	1	1	0	0	0	0	0	0	0	0	0	0	0	0	0	0
0100	24	0	0	0	1	1	1	2	2	10	6	1	0	0	0	0	0	0	0	0	0	0	0	0	0	0	0	0	0
0200	12	0	0	0	0	1	0	1	7	1	1	1	0	0	0	0	0	0	0	0	0	0	0	0	0	0	0	0	0
0300	29	0	0	0	0	0	0	1	4	4	13	4	2	0	1	0	0	0	0	0	0	0	0	0	0	0	0	0	0
0400	77	0	0	0	0	0	0	3	16	28	19	7	3	0	1	0	0	0	0	0	0	0	0	0	0	0	0	0	0
0500	137	0	0	0	0	0	5	30	14	36	36	10	4	0	0	1	1	0	0	0	0	0	0	0	0	0	0	0	0
0600	359	0	0	1	2	10	16	31	116	128	39	10	4	0	0	1	1	0	0	0	0	0	0	0	0	0	0	0	0
0700	797	0	0	2	37	91	117	156	187	151	42	7	4	0	0	0	1	1	1	0	0	0	0	0	0	0	0	0	0
0800	816	0	2	9	33	120	144	191	198	81	29	6	1	1	0	0	0	1	0	0	0	0	0	0	0	0	0	0	0
0900	609	0	0	3	25	52	90	113	148	136	34	5	3	0	0	0	0	0	0	0	0	0	0	0	0	0	0	0	0
1000	532	0	0	1	20	69	60	83	164	100	24	7	1	3	0	0	0	0	0	0	0	0	0	0	0	0	0	0	0
1100	477	0	0	1	14	52	53	119	136	69	27	5	0	1	0	0	0	0	0	0	0	0	0	0	0	0	0	0	0
1200	613	0	0	8	21	82	108	145	154	70	22	1	2	0	0	0	0	0	0	0	0	0	0	0	0	0	0	0	0
1300	597	0	1	12	18	45	75	137	166	92	36	12	2	0	1	0	0	0	0	0	0	0	0	0	0	0	0	0	0
1400	607	0	0	13	28	61	106	157	129	78	29	6	0	0	0	0	0	0	0	0	0	0	0	0	0	0	0	0	0
1500	638	0	1	4	27	77	112	113	176	97	19	8	4	0	0	0	0	0	0	0	0	0	0	0	0	0	0	0	0
1600	564	0	0	4	21	32	68	137	171	95	28	7	0	0	0	0	0	1	0	0	0	0	0	0	0	0	0	0	0
1700	558	0	0	11	26	48	69	126	182	71	19	5	0	0	1	0	0	0	0	0	0	0	0	0	0	0	0	0	0
1800	607	0	0	0	14	26	100	180	196	69	17	3	0	0	0	0	0	0	0	0	0	0	2	0	0	0	0	0	0
1900	561	0	2	8	36	64	81	121	138	75	20	7	6	1	0	0	0	0	0	0	0	0	0	0	0	0	2	0	0
2000	373	0	0	0	3	11	31	92	144	72	15	4	0	1	0	0	0	0	0	0	0	0	0	0	0	0	0	0	0
2100	281	0	0	0	0	3	19	44	94	90	26	4	0	0	1	0	0	0	0	0	0	0	0	0	0	0	0	0	0
2200	199	0	0	0	0	1	5	34	66	73	18	2	0	0	0	0	0	0	0	0	0	0	0	0	0	0	0	0	0
2300	127	0	0	0	0	2	7	22	41	42	10	3	0	0	0	0	0	0	0	0	0	0	0	0	0	0	0	0	0
07-19	7415	0	4	68	284	755	1102	1657	2007	1109	326	72	17	5	2	0	1	3	1	0	0	0	2	0	0	0	0	0	0
06-22	8989	0	6	77	325	843	1249	1945	2499	1474	426	97	27	7	3	1	2	3	1	0	0	0	2	0	0	0	2	0	0
06-00	9315	0	6	77	325	846	1261	2001	2606	1589	454	102	27	7	3	1	2	3	1	0	0	0	2	0	0	0	2	0	0
00-00	9655	0	6	77	326	851	1271	2040	2662	1687	541	130	37	8	6	2	3	3	1	0	0	0	2	0	0	0	2	0	0

Site D
Location R131, south of JTC Site 4
Direction Northbound

7352 / Ringsend
April 2017
Automatic Traffic Count

Virtual Day (7)

Time	Total	Classification												>PSL	>PSL%	>SL1	>SL1%	>SL2	>SL2%	Mean	Vpp
		1	2	3	4	5	6	7	8	9	10	11	12	50	50	55	55	60	60		85
		MCL	SV	SVT	TB2	TB3	T4	ART3	ART4	ART5	ART6	BD	DRT			+5kph	+5kph	+10kph	+10kph		
0000	55	1	50	0	3	1	0	0	0	0	0	0	0	4	7.5	1	1.8	0	0.5	42.2	47.5
0100	31	0	29	0	1	1	0	0	1	0	0	0	0	2	7.3	1	1.8	0	0	41.9	47.2
0200	17	0	15	0	1	0	0	0	0	0	0	0	0	2	11.6	0	1.7	0	0	41.8	48.2
0300	22	1	19	0	1	0	0	0	1	0	0	0	0	3	15.7	1	5.9	1	2.6	44.5	49.7
0400	75	1	70	0	3	0	0	0	1	1	0	0	0	9	11.4	2	3	1	0.8	43.6	49
0500	118	2	107	0	4	1	0	0	0	2	1	0	0	14	12	5	4	2	1.9	43.3	48.6
0600	289	7	266	1	9	3	1	0	0	0	1	0	0	13	4.6	5	1.7	2	0.7	38.9	45.4
0700	630	17	582	6	16	5	2	0	0	0	0	0	0	14	2.2	5	0.8	3	0.4	34.1	42.1
0800	651	29	590	9	13	5	3	0	1	0	2	0	0	8	1.2	3	0.5	1	0.2	32	40.3
0900	648	17	593	7	22	4	3	0	1	0	1	0	0	8	1.2	2	0.3	1	0.1	33	41
1000	533	10	483	5	25	3	4	0	1	0	1	0	0	8	1.4	2	0.4	1	0.1	33.7	41.4
1100	504	10	454	5	28	2	3	0	1	0	1	0	0	5	0.9	1	0.3	1	0.1	34.1	41.4
1200	553	9	499	6	31	2	3	0	1	0	0	0	0	4	0.8	1	0.3	0	0.1	33.6	41
1300	584	10	531	6	27	3	2	1	1	0	1	0	1	6	1.1	2	0.3	1	0.2	32.9	40.3
1400	564	10	519	5	22	2	4	1	0	0	1	0	0	4	0.8	1	0.2	0	0.1	33	40.3
1500	588	11	539	5	28	1	3	0	0	0	1	0	0	7	1.1	2	0.4	1	0.2	33.2	40.7
1600	616	15	566	6	22	3	2	0	1	0	1	0	0	7	1.1	2	0.3	1	0.2	31.8	40.3
1700	568	22	518	5	14	4	3	1	1	0	1	0	0	6	1.1	2	0.4	1	0.2	31.6	40.3
1800	559	16	522	5	10	2	2	0	0	0	0	0	0	6	1	2	0.4	1	0.2	34.2	41.4
1900	488	11	460	4	8	3	1	0	0	0	0	0	0	9	1.9	4	0.8	2	0.4	34.9	41.8
2000	353	8	332	3	6	2	1	0	0	1	0	0	0	5	1.5	1	0.3	0	0	36.4	42.1
2100	247	5	233	1	5	2	1	0	0	0	0	0	0	4	1.5	1	0.2	0	0.1	38.4	43.6
2200	174	6	162	1	2	2	1	0	1	0	1	0	0	6	3.4	1	0.7	0	0.1	39.6	44.6
2300	100	2	91	1	3	1	0	0	0	0	0	0	0	4	3.9	1	1.3	1	0.6	39.8	44.6
07-19	6997	176	6396	71	258	36	34	3	7	3	9	1	2	82	1.2	26	0.4	11	0.2	33.1	41
06-22	8374	207	7687	81	286	45	38	3	8	4	11	1	3	114	1.4	36	0.4	16	0.2	33.7	41.4
06-00	8648	215	7940	83	290	49	39	3	9	5	12	1	3	124	1.4	39	0.4	16	0.2	33.9	41.4
00-00	8966	220	8230	83	302	51	39	3	11	8	13	1	3	158	1.8	49	0.5	20	0.2	34.2	42.1

Site D
Location R131, south of JTC Site 4
Direction Northbound

7352 / Ringsend
April 2017
Automatic Traffic Count

Virtual Day (7)

Time	Total	Speed Bins (km/h)																											
		0 - 5	5 - 10	10 - 15	15 - 20	20 - 25	25 - 30	30 - 35	35 - 40	40 - 45	45 - 50	50 - 55	55 - 60	60 - 65	65 - 70	70 - 75	75 - 80	80 - 85	85 - 90	90 - 95	95 - 100	100 - 105	105 - 110	110 - 115	115 - 120	120 - 125	125 - 130	130 - 135	135 - 140
0000	55	0	0	0	0	1	2	3	12	21	13	3	1	0	0	0	0	0	0	0	0	0	0	0	0	0	0	0	0
0100	31	0	0	0	0	0	0	2	7	12	7	2	1	0	0	0	0	0	0	0	0	0	0	0	0	0	0	0	0
0200	17	0	0	0	0	0	0	1	5	6	3	2	0	0	0	0	0	0	0	0	0	0	0	0	0	0	0	0	0
0300	22	0	0	0	0	0	1	1	4	7	7	2	1	0	0	0	0	0	0	0	0	0	0	0	0	0	0	0	0
0400	75	0	0	0	0	0	0	3	14	31	17	6	2	0	0	0	0	0	0	0	0	0	0	0	0	0	0	0	0
0500	118	0	0	0	0	1	3	11	17	38	34	9	2	1	0	1	0	0	0	0	0	0	0	0	0	0	0	0	0
0600	289	0	0	1	2	10	23	37	77	89	38	8	3	1	0	0	0	0	0	0	0	0	0	0	0	0	0	0	0
0700	630	0	1	6	29	65	98	124	151	111	32	9	2	0	0	0	0	0	0	0	0	0	0	0	0	0	0	0	0
0800	651	0	1	9	40	97	114	139	143	76	24	5	2	1	0	0	0	0	0	0	0	0	0	0	0	0	0	0	0
0900	648	0	1	10	38	71	102	135	155	101	26	6	1	0	0	0	0	0	0	0	0	0	0	0	0	0	0	0	0
1000	533	1	1	7	27	50	73	118	142	82	25	6	1	1	0	0	0	0	0	0	0	0	0	0	0	0	0	0	0
1100	504	0	0	4	20	47	68	116	140	79	25	3	1	0	0	0	0	0	0	0	0	0	0	0	0	0	0	0	0
1200	553	0	0	5	26	57	82	118	148	89	24	3	1	0	0	0	0	0	0	0	0	0	0	0	0	0	0	0	0
1300	584	0	1	9	28	57	98	143	152	72	19	5	1	0	0	0	0	0	0	0	0	0	0	0	0	0	0	0	0
1400	564	0	0	7	30	52	92	145	139	74	20	3	1	0	0	0	0	0	0	0	0	0	0	0	0	0	0	0	0
1500	588	0	0	8	27	65	91	124	160	85	21	4	1	0	0	0	0	0	0	0	0	0	0	0	0	0	0	0	0
1600	616	0	2	21	49	77	94	125	142	78	22	5	1	0	0	0	0	0	0	0	0	0	0	0	0	0	0	0	0
1700	568	0	3	28	48	62	77	105	151	67	20	4	1	0	0	0	0	0	0	0	0	0	0	0	0	0	0	0	0
1800	559	0	1	3	18	52	77	127	160	95	20	3	1	0	0	0	0	0	0	0	0	0	0	0	0	0	0	0	0
1900	488	0	1	3	19	36	54	111	148	86	21	6	2	1	0	0	0	0	0	0	0	0	0	0	0	0	0	0	0
2000	353	0	0	1	6	13	29	79	127	72	20	4	1	0	0	0	0	0	0	0	0	0	0	0	0	0	0	0	0
2100	247	0	0	0	1	3	12	41	91	75	20	3	0	0	0	0	0	0	0	0	0	0	0	0	0	0	0	0	0
2200	174	0	0	0	2	1	5	22	58	60	19	5	1	0	0	0	0	0	0	0	0	0	0	0	0	0	0	0	0
2300	100	0	0	0	0	1	3	13	34	33	11	3	1	0	0	0	0	0	0	0	0	0	0	0	0	0	0	0	0
07-19	6997	1	11	115	382	752	1065	1520	1783	1009	278	56	15	4	2	1	1	1	0	0	0	0	1	0	0	0	0	0	0
06-22	8374	1	12	121	409	814	1183	1787	2225	1331	376	78	21	7	3	1	1	1	0	0	0	0	1	0	0	0	0	0	0
06-00	8648	1	12	121	411	817	1191	1822	2318	1424	407	85	23	7	3	2	1	1	0	0	0	0	1	0	0	0	0	0	0
00-00	8966	1	12	121	412	818	1198	1844	2376	1538	487	109	29	8	4	2	1	1	0	0	0	0	1	0	0	0	0	0	0

Site D
Location R131, south of JTC Site 4
Direction Northbound

7352 / Ringsend
April 2017
Automatic Traffic Count

Virtual Week (1)

Time	Total	Classification												>PSL	>PSL%	>SL1	>SL1%	>SL2	>SL2%	Mean	Vpp
		1	2	3	4	5	6	7	8	9	10	11	12	50	50	55	55	60	60		85
		MCL	SV	SVT	TB2	TB3	T4	ART3	ART4	ART5	ART6	BD	DRT			+5kph	+5kph	+10kph	+10kph		
Mon	9193	242	8390	101	319	51	41	5	15	12	12	2	3	149	1.6	46	0.5	24	0.3	33.8	41.4
Tue	9532	252	8652	84	386	45	55	4	20	13	17	1	3	159	1.7	54	0.6	21	0.2	34.3	41.8
Wed	9425	263	8580	96	348	45	50	3	11	9	14	2	4	166	1.8	54	0.6	17	0.2	33.2	41.4
Thu	9464	269	8598	93	384	40	49	4	13	4	7	2	1	156	1.6	46	0.5	24	0.3	33.8	41.8
Fri	9655	254	8798	85	373	61	38	2	13	9	18	0	4	194	2	64	0.7	27	0.3	34.8	42.1
| Sat	8208	90	7714	70	200	86	24	3	2	6	11	1	1	156	1.9	44	0.5	14	0.2	34.5	42.5
| Sun	7286	172	6880	53	103	32	16	1	5	5	12	2	5	127	1.7	35	0.5	13	0.2	35.2	42.5
5 Day Ave.	9454	256	8604	92	362	48	47	4	14	9	14	1	3	165	1.7	53	0.6	23	0.2	34.0	41.7
7 Day Ave.	8966	220	8230	83	302	51	39	3	11	8	13	1	3	158	1.8	49	0.5	20	0.2	34.2	42.1
--	62763	1542	57612	582	2113	360	273	22	79	58	91	10	21	1107	1.8	343	0.5	140	0.2	34.2	42.1

Summary Graphs

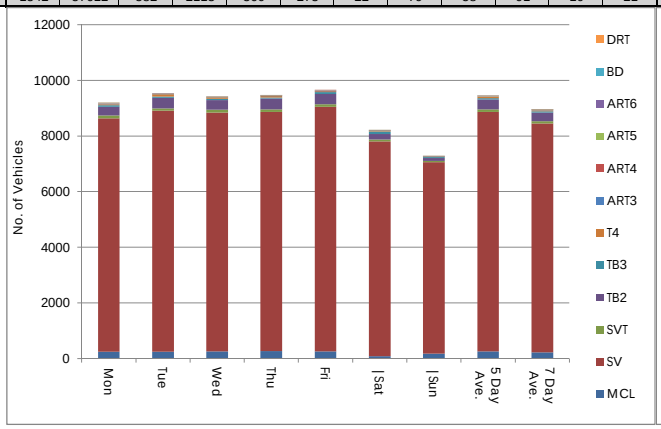

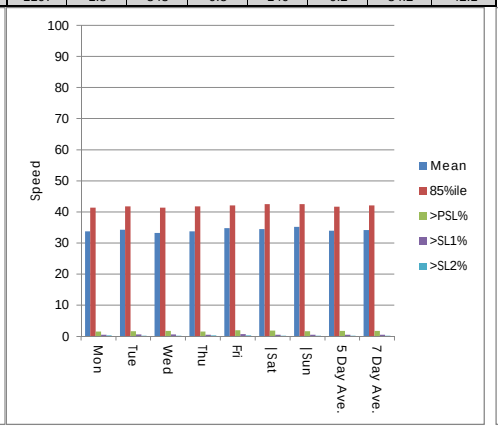

Site D
Location R131, south of JTC Site 4
Direction Northbound

7352 / Ringsend
April 2017
Automatic Traffic Count

Virtual Week (1)

Time	Total	Speed Bins (km/h)																											
		0 - 5	5 - 10	10 - 15	15 - 20	20 - 25	25 - 30	30 - 35	35 - 40	40 - 45	45 - 50	50 - 55	55 - 60	60 - 65	65 - 70	70 - 75	75 - 80	80 - 85	85 - 90	90 - 95	95 - 100	100 - 105	105 - 110	110 - 115	115 - 120	120 - 125	125 - 130	130 - 135	135 - 140
Mon	9193	1	8	98	447	866	1403	1902	2364	1519	436	103	22	13	2	4	1	0	0	1	0	0	3	0	0	0	0	0	0
Tue	9532	2	14	104	432	849	1245	2029	2571	1610	517	105	33	8	4	3	2	3	0	0	0	1	0	0	0	0	0	0	0
Wed	9425	1	28	187	562	1070	1271	1910	2323	1470	437	112	37	8	3	1	1	1	0	0	1	0	0	0	1	0	1	0	0
Thu	9464	0	9	172	535	957	1255	1838	2406	1609	527	110	22	11	3	3	1	2	0	0	0	0	0	1	2	0	0	1	0
Fri	9655	0	6	77	326	851	1271	2040	2662	1687	541	130	37	8	6	2	3	3	1	0	0	0	2	0	0	0	2	0	0
| Sat	8208	2	13	158	342	626	1047	1661	2232	1486	485	112	30	4	5	1	2	0	1	0	0	0	1	0	0	0	0	0	0
| Sun	7286	0	6	52	238	510	892	1529	2077	1387	468	92	22	5	5	2	0	1	0	0	0	0	0	0	0	0	0	0	0
5 Day Ave.	9454	1	13	128	460	919	1289	1944	2465	1579	492	112	30	10	4	3	2	2	0	0	0	0	1	0	1	0	1	0	0
7 Day Ave.	8966	1	12	121	412	818	1198	1844	2376	1538	487	109	29	8	4	2	1	1	0	0	0	0	1	0	0	0	0	0	0
--	62763	6	84	848	2882	5729	8384	12909	16635	10768	3411	764	203	57	28	16	10	10	2	1	1	1	6	1	3	0	3	1	0

Summary Graphs

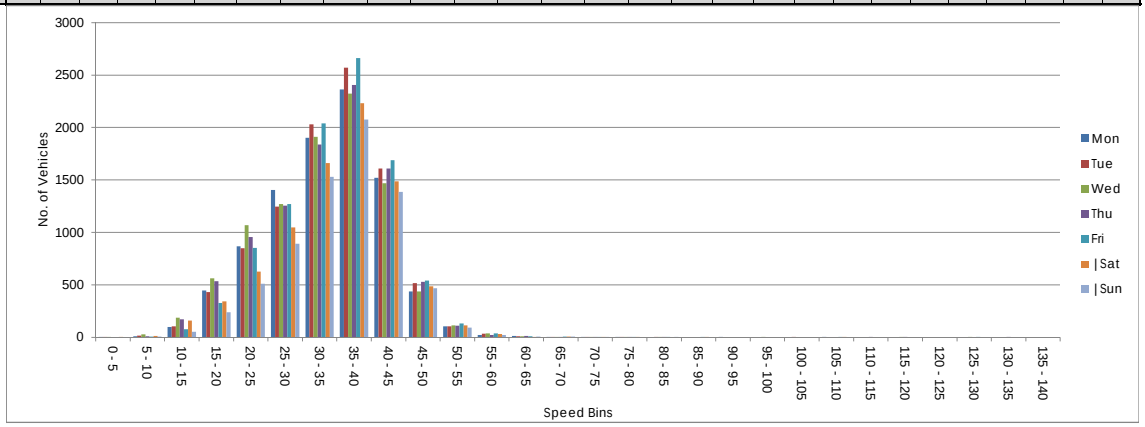

Site D
Location R131, south of JTC Site 4
Direction Southbound

7352 / Ringsend
April 2017
Automatic Traffic Count

Saturday, 01 April 2017

Time	Total	Classification												>PSL	>PSL%	>SL1	>SL1%	>SL2	>SL2%	Mean	Vpp
		1	2	3	4	5	6	7	8	9	10	11	12	50	50	55	55	60	60		85
		MCL	SV	SVT	TB2	TB3	T4	ART3	ART4	ART5	ART6	BD	DRT			+5kph	+5kph	+10kph	+10kph		
0000	131	2	120	0	7	1	0	0	0	1	0	0	0	41	31.3	15	11.5	3	2.3	46.6	54.4
0100	70	2	64	0	3	1	0	0	0	0	0	0	0	28	40	13	18.6	2	2.9	48.6	56.2
0200	44	1	40	0	3	0	0	0	0	0	0	0	0	18	40.9	8	18.2	3	6.8	47.9	55.4
0300	28	1	27	0	0	0	0	0	0	0	0	0	0	14	50	11	39.3	5	17.9	50.6	60.1
0400	28	1	16	0	10	0	0	0	0	0	1	0	0	11	39.3	6	21.4	3	10.7	49	56.5
0500	48	0	38	0	4	0	0	0	2	0	4	0	0	15	31.3	7	14.6	2	4.2	45.1	54.7
0600	92	3	67	0	13	1	0	0	3	1	4	0	0	24	26.1	15	16.3	5	5.4	46.7	55.4
0700	217	3	183	1	27	1	1	0	0	1	0	0	0	46	21.2	15	6.9	4	1.8	44.4	51.1
0800	343	11	298	0	33	0	1	0	0	0	0	0	0	58	16.9	14	4.1	7	2	43.2	50.4
0900	522	9	482	1	25	2	3	0	0	0	0	0	0	55	10.5	11	2.1	1	0.2	41.1	48.2
1000	606	16	556	2	26	0	2	1	0	1	2	0	0	38	6.3	15	2.5	7	1.2	38.6	45.7
1100	721	20	662	6	21	2	7	0	1	2	0	0	0	22	3.1	6	0.8	3	0.4	34.6	43.9
1200	724	10	680	4	25	1	3	0	0	0	1	0	0	14	1.9	2	0.3	1	0.1	35.7	43.2
1300	811	9	770	7	16	1	7	0	0	0	1	0	0	24	3	7	0.9	6	0.7	32.8	42.5
1400	802	8	767	3	17	0	3	0	2	0	2	0	0	8	1	2	0.2	1	0.1	32.7	41.4
1500	645	11	610	3	14	4	2	0	0	1	0	0	0	36	5.6	4	0.6	2	0.3	35.9	44.3
1600	586	12	557	3	13	0	0	0	1	0	0	0	0	24	4.1	3	0.5	0	0	39.2	45.7
1700	641	4	604	3	17	6	2	1	1	1	2	0	0	11	1.7	2	0.3	1	0.2	29.4	40.7
1800	537	8	514	0	14	0	1	0	0	0	0	0	0	38	7.1	11	2	2	0.4	41.5	47.2
1900	426	3	407	0	16	0	0	0	0	0	0	0	0	56	13.1	13	3.1	2	0.5	43	49.3
2000	301	8	284	0	8	0	0	0	1	0	0	0	0	31	10.3	4	1.3	1	0.3	41.9	47.9
2100	187	1	181	0	5	0	0	0	0	0	0	0	0	28	15	9	4.8	3	1.6	44.1	49.7
2200	214	3	205	0	5	0	0	0	1	0	0	0	0	48	22.4	7	3.3	0	0	44.4	51.1
2300	295	2	287	0	6	0	0	0	0	0	0	0	0	46	15.6	8	2.7	2	0.7	43.4	50
07-19	7155	121	6683	33	248	17	32	2	5	6	8	0	0	374	5.2	92	1.3	35	0.5	36.4	45.4
06-22	8161	136	7622	33	290	18	32	2	9	7	12	0	0	513	6.3	133	1.6	46	0.6	37.2	46.1
06-00	8670	141	8114	33	301	18	32	2	10	7	12	0	0	607	7	148	1.7	48	0.6	37.6	46.4
00-00	9019	148	8419	33	328	20	32	2	12	8	17	0	0	734	8.1	208	2.3	66	0.7	38	46.8

Site D
Location R131, south of JTC Site 4
Direction Southbound

7352 / Ringsend
April 2017
Automatic Traffic Count

Saturday, 01 April 2017

Time	Total	Speed Bins (km/h)																											
		0 - 5	5 - 10	10 - 15	15 - 20	20 - 25	25 - 30	30 - 35	35 - 40	40 - 45	45 - 50	50 - 55	55 - 60	60 - 65	65 - 70	70 - 75	75 - 80	80 - 85	85 - 90	90 - 95	95 - 100	100 - 105	105 - 110	110 - 115	115 - 120	120 - 125	125 - 130	130 - 135	135 - 140
0000	131	0	0	0	1	1	1	2	18	29	38	26	12	3	0	0	0	0	0	0	0	0	0	0	0	0	0	0	0
0100	70	0	0	0	0	0	2	0	6	10	24	15	11	2	0	0	0	0	0	0	0	0	0	0	0	0	0	0	0
0200	44	0	0	0	0	1	0	2	4	9	10	10	5	2	1	0	0	0	0	0	0	0	0	0	0	0	0	0	0
0300	28	0	0	0	1	0	0	0	3	4	6	3	6	2	3	0	0	0	0	0	0	0	0	0	0	0	0	0	0
0400	28	0	0	0	1	0	0	1	2	5	8	5	3	0	1	2	0	0	0	0	0	0	0	0	0	0	0	0	0
0500	48	0	0	0	1	0	4	2	4	11	11	8	5	2	0	0	0	0	0	0	0	0	0	0	0	0	0	0	0
0600	92	0	0	0	0	0	0	7	7	28	26	9	10	4	0	0	1	0	0	0	0	0	0	0	0	0	0	0	0
0700	217	0	2	0	3	2	5	11	24	57	67	31	11	2	1	0	1	0	0	0	0	0	0	0	0	0	0	0	0
0800	343	0	0	0	1	3	8	32	65	93	83	44	7	6	1	0	0	0	0	0	0	0	0	0	0	0	0	0	0
0900	522	0	0	1	1	10	20	58	130	160	87	44	10	0	0	1	0	0	0	0	0	0	0	0	0	0	0	0	0
1000	606	0	0	0	10	21	54	102	159	145	77	23	8	4	0	0	0	0	0	0	3	0	0	0	0	0	0	0	0
1100	721	0	2	14	58	63	68	123	173	129	69	16	3	2	0	1	0	0	0	0	0	0	0	0	0	0	0	0	0
1200	724	0	3	14	30	32	57	149	210	155	60	12	1	1	0	0	0	0	0	0	0	0	0	0	0	0	0	0	0
1300	811	0	1	33	71	84	118	141	157	137	45	17	1	6	0	0	0	0	0	0	0	0	0	0	0	0	0	0	0
1400	802	0	1	24	61	62	133	171	189	119	34	6	1	0	0	0	0	1	0	0	0	0	0	0	0	0	0	0	0
1500	645	2	1	7	30	38	62	129	165	122	53	32	2	0	2	0	0	0	0	0	0	0	0	0	0	0	0	0	0
1600	586	0	0	1	3	15	29	87	178	164	85	21	3	0	0	0	0	0	0	0	0	0	0	0	0	0	0	0	0
1700	641	0	2	91	86	47	72	120	106	73	33	9	1	1	0	0	0	0	0	0	0	0	0	0	0	0	0	0	0
1800	537	0	0	1	0	3	24	44	136	172	119	27	9	1	1	0	0	0	0	0	0	0	0	0	0	0	0	0	0
1900	426	0	0	0	1	1	10	25	91	136	106	43	11	2	0	0	0	0	0	0	0	0	0	0	0	0	0	0	0
2000	301	0	0	0	2	4	2	39	60	92	71	27	3	1	0	0	0	0	0	0	0	0	0	0	0	0	0	0	0
2100	187	0	0	0	0	0	1	8	36	65	49	19	6	3	0	0	0	0	0	0	0	0	0	0	0	0	0	0	0
2200	214	0	0	0	0	2	3	12	33	65	51	41	7	0	0	0	0	0	0	0	0	0	0	0	0	0	0	0	0
2300	295	0	0	0	0	0	4	25	60	82	78	38	6	2	0	0	0	0	0	0	0	0	0	0	0	0	0	0	0
07-19	7155	2	12	186	354	380	650	1167	1692	1526	812	282	57	23	5	2	1	1	0	0	3	0	0	0	0	0	0	0	0
06-22	8161	2	12	186	357	385	663	1246	1886	1847	1064	380	87	33	5	2	2	1	0	0	3	0	0	0	0	0	0	0	0
06-00	8670	2	12	186	357	387	670	1283	1979	1994	1193	459	100	35	5	2	2	1	0	0	3	0	0	0	0	0	0	0	0
00-00	9019	2	12	186	361	389	677	1290	2016	2062	1290	526	142	46	10	4	2	1	0	0	3	0	0	0	0	0	0	0	0

Site D
Location R131, south of JTC Site 4
Direction Southbound

7352 / Ringsend
April 2017
Automatic Traffic Count

Sunday, 02 April 2017

Time	Total	Classification												>PSL	>PSL%	>SL1	>SL1%	>SL2	>SL2%	Mean	Vpp
		1	2	3	4	5	6	7	8	9	10	11	12	50	50	55	55	60	60		85
		MCL	SV	SVT	TB2	TB3	T4	ART3	ART4	ART5	ART6	BD	DRT			+5kph	+5kph	+10kph	+10kph		
0000	123	0	116	0	7	0	0	0	0	0	0	0	0	29	23.6	9	7.3	5	4.1	46	51.1
0100	84	0	80	0	4	0	0	0	0	0	0	0	0	26	31	7	8.3	1	1.2	47.3	53.6
0200	45	2	39	0	4	0	0	0	0	0	0	0	0	23	51.1	7	15.6	2	4.4	48.1	54.4
0300	26	0	26	0	0	0	0	0	0	0	0	0	0	15	57.7	7	26.9	1	3.8	51	55.8
0400	27	0	24	0	3	0	0	0	0	0	0	0	0	13	48.1	6	22.2	3	11.1	50.6	55.4
0500	40	1	33	0	5	0	0	0	0	0	1	0	0	22	55	8	20	1	2.5	48.5	55.8
0600	85	1	77	1	5	0	0	0	0	1	0	0	0	27	31.8	10	11.8	2	2.4	46.3	53.6
0700	122	5	102	4	7	0	0	0	2	0	2	0	0	32	26.2	9	7.4	5	4.1	44.8	52.2
0800	205	7	183	0	14	0	0	0	1	0	0	0	0	52	25.4	20	9.8	4	2	45.8	52.6
0900	380	22	347	1	6	0	2	0	0	0	0	0	2	63	16.6	21	5.5	7	1.8	41.7	50
1000	540	33	490	3	12	0	1	1	0	0	0	0	0	36	6.7	8	1.5	2	0.4	39.6	46.4
1100	618	33	569	2	10	0	1	0	1	0	2	0	0	26	4.2	6	1	2	0.3	35.8	43.9
1200	753	27	700	6	12	0	5	0	0	0	2	0	1	12	1.6	2	0.3	1	0.1	34.4	42.8
1300	776	23	737	3	6	2	5	0	0	0	0	0	0	17	2.2	1	0.1	0	0	33.5	42.5
1400	802	23	758	1	7	3	7	0	1	0	2	0	0	12	1.5	4	0.5	1	0.1	32.9	41.8
1500	748	26	699	3	13	3	3	0	0	0	0	1	0	29	3.9	8	1.1	3	0.4	35.5	43.6
1600	683	19	642	5	8	5	4	0	0	0	0	0	0	17	2.5	5	0.7	2	0.3	35.9	43.2
1700	631	8	607	1	9	0	3	0	0	0	2	0	1	19	3	4	0.6	1	0.2	37.7	44.3
1800	521	7	499	3	8	0	2	0	0	0	2	0	0	19	3.6	7	1.3	1	0.2	38.5	45
1900	523	7	497	5	10	1	2	0	0	0	1	0	0	12	2.3	1	0.2	0	0	38.8	44.6
2000	350	1	342	0	5	0	0	0	0	1	1	0	0	26	7.4	7	2	1	0.3	41.7	47.5
2100	251	5	244	0	1	0	0	0	1	0	0	0	0	19	7.6	5	2	0	0	42.7	47.9
2200	185	1	177	0	5	0	0	0	1	1	0	0	0	29	15.7	11	5.9	1	0.5	43.7	50
2300	110	2	106	0	2	0	0	0	0	0	0	0	0	32	29.1	12	10.9	7	6.4	47.6	53.6
07-19	6779	233	6333	32	112	13	33	1	5	0	12	1	4	334	4.9	95	1.4	29	0.4	36.5	45
06-22	7988	247	7493	38	133	14	35	1	6	2	14	1	4	418	5.2	118	1.5	32	0.4	37.2	45.4
06-00	8283	250	7776	38	140	14	35	1	7	3	14	1	4	479	5.8	141	1.7	40	0.5	37.4	45.7
00-00	8628	253	8094	38	163	14	35	1	7	3	15	1	4	607	7	185	2.1	53	0.6	37.9	46.4

Site D
Location R131, south of JTC Site 4
Direction Southbound

7352 / Ringsend
April 2017
Automatic Traffic Count

Sunday, 02 April 2017

Time	Total	Speed Bins (km/h)																												
		0 - 5	5 - 10	10 - 15	15 - 20	20 - 25	25 - 30	30 - 35	35 - 40	40 - 45	45 - 50	50 - 55	55 - 60	60 - 65	65 - 70	70 - 75	75 - 80	80 - 85	85 - 90	90 - 95	95 - 100	100 - 105	105 - 110	110 - 115	115 - 120	120 - 125	125 - 130	130 - 135	135 - 140
0000	123	0	0	0	0	0	1	4	14	41	34	20	4	4	0	1	0	0	0	0	0	0	0	0	0	0	0	0	0
0100	84	0	0	0	0	0	1	1	12	12	32	19	6	1	0	0	0	0	0	0	0	0	0	0	0	0	0	0	0
0200	45	0	0	0	0	2	0	0	4	5	11	16	5	2	0	0	0	0	0	0	0	0	0	0	0	0	0	0	0
0300	26	0	0	0	0	0	0	0	0	4	7	8	6	1	0	0	0	0	0	0	0	0	0	0	0	0	0	0	0
0400	27	0	0	0	0	0	0	0	1	4	9	7	3	2	0	1	0	0	0	0	0	0	0	0	0	0	0	0	0
0500	40	0	0	0	1	0	0	0	5	7	5	14	7	1	0	0	0	0	0	0	0	0	0	0	0	0	0	0	0
0600	85	0	0	0	0	1	3	4	9	15	26	17	8	1	1	0	0	0	0	0	0	0	0	0	0	0	0	0	0
0700	122	0	0	0	0	3	5	8	14	29	31	23	4	3	1	1	0	0	0	0	0	0	0	0	0	0	0	0	0
0800	205	0	0	1	1	2	0	4	30	57	58	32	16	2	1	1	0	0	0	0	0	0	0	0	0	0	0	0	0
0900	380	0	2	4	7	9	23	28	63	108	73	42	14	2	2	0	0	3	0	0	0	0	0	0	0	0	0	0	0
1000	540	0	0	4	7	15	32	65	139	156	86	28	6	2	0	0	0	0	0	0	0	0	0	0	0	0	0	0	0
1100	618	0	2	10	33	36	64	101	170	123	53	20	4	0	1	0	0	1	0	0	0	0	0	0	0	0	0	0	0
1200	753	0	3	19	25	67	86	186	170	124	61	10	1	1	0	0	0	0	0	0	0	0	0	0	0	0	0	0	0
1300	776	0	3	22	49	68	98	174	169	120	56	16	1	0	0	0	0	0	0	0	0	0	0	0	0	0	0	0	0
1400	802	2	1	23	72	64	86	206	167	121	48	8	3	0	0	1	0	0	0	0	0	0	0	0	0	0	0	0	0
1500	748	0	2	14	27	45	77	172	188	136	58	21	5	2	0	1	0	0	0	0	0	0	0	0	0	0	0	0	0
1600	683	1	0	11	20	38	62	139	189	149	57	12	3	0	2	0	0	0	0	0	0	0	0	0	0	0	0	0	0
1700	631	0	0	3	15	20	55	105	166	179	69	15	3	1	0	0	0	0	0	0	0	0	0	0	0	0	0	0	0
1800	521	1	0	2	7	11	30	85	173	128	65	12	6	0	1	0	0	0	0	0	0	0	0	0	0	0	0	0	0
1900	523	0	0	0	5	7	28	89	175	145	62	11	1	0	0	0	0	0	0	0	0	0	0	0	0	0	0	0	0
2000	350	0	0	0	1	0	3	41	92	117	70	19	6	1	0	0	0	0	0	0	0	0	0	0	0	0	0	0	0
2100	251	0	0	0	1	0	5	14	53	95	64	14	5	0	0	0	0	0	0	0	0	0	0	0	0	0	0	0	0
2200	185	0	0	0	0	4	1	10	34	60	47	18	10	1	0	0	0	0	0	0	0	0	0	0	0	0	0	0	0
2300	110	0	0	0	0	0	0	2	9	30	37	20	5	6	1	0	0	0	0	0	0	0	0	0	0	0	0	0	0
07-19	6779	4	13	113	263	378	618	1273	1638	1430	715	239	66	13	8	4	0	4	0	0	0	0	0	0	0	0	0	0	0
06-22	7988	4	13	113	270	386	657	1421	1967	1802	937	300	86	15	9	4	0	4	0	0	0	0	0	0	0	0	0	0	0
06-00	8283	4	13	113	270	390	658	1433	2010	1892	1021	338	101	22	10	4	0	4	0	0	0	0	0	0	0	0	0	0	0
00-00	8628	4	13	113	271	392	660	1438	2046	1965	1119	422	132	33	10	6	0	4	0	0	0	0	0	0	0	0	0	0	0

Site D
Location R131, south of JTC Site 4
Direction Southbound

7352 / Ringsend
April 2017
Automatic Traffic Count

Monday, 03 April 2017

Time	Total	Classification												>PSL	>PSL%	>SL1	>SL1%	>SL2	>SL2%	Mean	Vpp
		1	2	3	4	5	6	7	8	9	10	11	12	50	50	55	55	60	60		85
		MCL	SV	SVT	TB2	TB3	T4	ART3	ART4	ART5	ART6	BD	DRT			+5kph	+5kph	+10kph	+10kph		
0000	90	2	83	0	5	0	0	0	0	0	0	0	0	24	26.7	10	11.1	3	3.3	46.4	52.6
0100	27	1	25	0	1	0	0	0	0	0	0	0	0	13	48.1	8	29.6	3	11.1	50.3	55.8
0200	6	0	6	0	0	0	0	0	0	0	0	0	0	3	50	0	0	0	0	50.4	-
0300	12	0	9	0	3	0	0	0	0	0	0	0	0	6	50	4	33.3	1	8.3	50.9	57.2
0400	22	0	15	1	4	0	0	0	0	0	2	0	0	8	36.4	7	31.8	5	22.7	50.1	63
0500	92	3	78	0	8	1	0	0	1	0	1	0	0	31	33.7	15	16.3	7	7.6	47.8	55.4
0600	357	18	302	0	24	2	0	0	2	5	4	0	0	42	11.8	16	4.5	3	0.8	41.2	48.6
0700	881	22	775	2	59	5	6	1	3	1	6	1	0	17	1.9	5	0.6	3	0.3	34.5	43.2
0800	879	35	775	9	43	5	8	1	1	1	1	0	0	5	0.6	2	0.2	0	0	25.3	37.4
0900	622	21	552	3	36	3	3	0	2	1	1	0	0	19	3.1	4	0.6	1	0.2	36.7	44.6
1000	502	11	437	1	41	6	3	0	1	0	2	0	0	43	8.6	9	1.8	2	0.4	41	46.4
1100	456	8	404	3	31	6	3	0	0	1	0	0	0	38	8.3	5	1.1	0	0	39.9	47.2
1200	520	11	458	4	31	11	2	0	0	3	0	0	0	37	7.1	8	1.5	3	0.6	39.7	46.8
1300	509	12	465	3	22	3	1	1	0	1	1	0	0	25	4.9	9	1.8	4	0.8	38.6	46.1
1400	580	10	513	2	38	10	6	0	0	0	1	0	0	25	4.3	12	2.1	5	0.9	36.5	43.9
1500	607	12	549	3	35	2	1	1	2	1	1	0	0	22	3.6	5	0.8	2	0.3	37.6	45
1600	700	22	633	0	29	6	6	0	1	0	3	0	0	28	4	4	0.6	1	0.1	34.9	43.2
1700	709	72	598	6	16	5	8	0	0	1	2	0	1	31	4.4	8	1.1	1	0.1	35.6	44.6
1800	696	64	599	8	15	3	3	0	0	0	4	0	0	31	4.5	7	1	2	0.3	36.9	45
1900	664	32	614	2	6	2	2	0	1	0	4	0	1	29	4.4	7	1.1	2	0.3	36.2	45
2000	430	19	395	1	9	2	0	0	1	0	3	0	0	39	9.1	9	2.1	0	0	40.1	47.9
2100	322	10	304	0	3	2	0	0	0	1	2	0	0	37	11.5	11	3.4	1	0.3	41.9	48.2
2200	406	3	385	0	11	4	0	0	1	0	2	0	0	49	12.1	8	2	3	0.7	42.8	48.6
2300	113	2	107	0	3	0	0	0	0	0	1	0	0	41	36.3	11	9.7	3	2.7	47.4	52.2
07-19	7661	300	6758	44	396	65	50	4	10	10	22	1	1	321	4.2	78	1	24	0.3	35.7	44.6
06-22	9434	379	8373	47	438	73	52	4	14	16	35	1	2	468	5	121	1.3	30	0.3	36.4	45
06-00	9953	384	8865	47	452	77	52	4	15	16	38	1	2	558	5.6	140	1.4	36	0.4	36.8	45.7
00-00	10202	390	9081	48	473	78	52	4	16	16	41	1	2	643	6.3	184	1.8	55	0.5	37.1	46.1

Site D
Location R131, south of JTC Site 4
Direction Southbound

7352 / Ringsend
April 2017
Automatic Traffic Count

Monday, 03 April 2017

Time	Total	Speed Bins (km/h)																											
		0 - 5	5 - 10	10 - 15	15 - 20	20 - 25	25 - 30	30 - 35	35 - 40	40 - 45	45 - 50	50 - 55	55 - 60	60 - 65	65 - 70	70 - 75	75 - 80	80 - 85	85 - 90	90 - 95	95 - 100	100 - 105	105 - 110	110 - 115	115 - 120	120 - 125	125 - 130	130 - 135	135 - 140
0000	90	0	0	0	0	0	0	5	11	19	31	14	7	3	0	0	0	0	0	0	0	0	0	0	0	0	0	0	0
0100	27	0	0	0	0	0	0	0	1	5	8	5	5	2	1	0	0	0	0	0	0	0	0	0	0	0	0	0	0
0200	6	0	0	0	0	0	0	0	0	0	3	3	0	0	0	0	0	0	0	0	0	0	0	0	0	0	0	0	0
0300	12	0	0	0	0	0	0	0	0	3	3	2	3	1	0	0	0	0	0	0	0	0	0	0	0	0	0	0	0
0400	22	0	0	0	0	0	0	1	2	3	8	1	2	5	0	0	0	0	0	0	0	0	0	0	0	0	0	0	0
0500	92	0	0	0	2	0	0	1	9	18	31	16	8	4	3	0	0	0	0	0	0	0	0	0	0	0	0	0	0
0600	357	0	0	1	4	3	23	35	74	119	56	26	13	2	1	0	0	0	0	0	0	0	0	0	0	0	0	0	0
0700	881	3	0	16	50	59	118	169	217	165	67	12	2	0	3	0	0	0	0	0	0	0	0	0	0	0	0	0	0
0800	879	0	10	140	213	122	64	133	127	54	11	3	2	0	0	0	0	0	0	0	0	0	0	0	0	0	0	0	0
0900	622	0	0	4	17	36	59	127	153	134	73	15	3	1	0	0	0	0	0	0	0	0	0	0	0	0	0	0	0
1000	502	0	0	0	1	7	14	61	121	177	78	34	7	1	0	1	0	0	0	0	0	0	0	0	0	0	0	0	0
1100	456	0	0	0	3	3	25	74	138	104	71	33	5	0	0	0	0	0	0	0	0	0	0	0	0	0	0	0	0
1200	520	0	0	1	3	6	43	72	141	131	86	29	5	2	0	1	0	0	0	0	0	0	0	0	0	0	0	0	0
1300	509	1	1	4	7	17	43	72	117	151	71	16	5	3	0	0	0	1	0	0	0	0	0	0	0	0	0	0	0
1400	580	0	8	19	11	19	47	101	160	137	53	13	7	4	0	0	1	0	0	0	0	0	0	0	0	0	0	0	0
1500	607	0	1	6	8	35	44	109	150	160	72	17	3	1	0	1	0	0	0	0	0	0	0	0	0	0	0	0	0
1600	700	0	0	17	28	78	67	130	173	126	53	24	3	1	0	0	0	0	0	0	0	0	0	0	0	0	0	0	0
1700	709	0	1	9	41	50	80	136	149	141	71	23	7	1	0	0	0	0	0	0	0	0	0	0	0	0	0	0	0
1800	696	0	1	4	18	40	71	120	187	150	74	24	5	0	2	0	0	0	0	0	0	0	0	0	0	0	0	0	0
1900	664	0	1	7	22	45	79	120	147	138	76	22	5	1	1	0	0	0	0	0	0	0	0	0	0	0	0	0	0
2000	430	0	0	3	2	10	19	67	102	115	73	30	9	0	0	0	0	0	0	0	0	0	0	0	0	0	0	0	0
2100	322	0	0	0	1	6	19	32	51	102	74	26	10	1	0	0	0	0	0	0	0	0	0	0	0	0	0	0	0
2200	406	0	0	0	0	1	1	27	98	142	88	41	5	3	0	0	0	0	0	0	0	0	0	0	0	0	0	0	0
2300	113	0	0	0	0	1	1	2	9	21	38	30	8	2	1	0	0	0	0	0	0	0	0	0	0	0	0	0	0
07-19	7661	4	22	220	400	472	675	1304	1833	1630	780	243	54	14	5	3	1	1	0	0	0	0	0	0	0	0	0	0	0
06-22	9434	4	23	231	429	536	815	1558	2207	2104	1059	347	91	18	7	3	1	1	0	0	0	0	0	0	0	0	0	0	0
06-00	9953	4	23	231	429	538	817	1587	2314	2267	1185	418	104	23	8	3	1	1	0	0	0	0	0	0	0	0	0	0	0
00-00	10202	4	23	231	431	538	817	1594	2337	2315	1269	459	129	38	12	3	1	1	0	0	0	0	0	0	0	0	0	0	0

Site D
Location R131, south of JTC Site 4
Direction Southbound

7352 / Ringsend
April 2017
Automatic Traffic Count

Tuesday, 04 April 2017

Time	Total	Classification												>PSL	>PSL%	>SL1	>SL1%	>SL2	>SL2%	Mean	Vpp
		1	2	3	4	5	6	7	8	9	10	11	12	50	50	55	55	60	60		85
		MCL	SV	SVT	TB2	TB3	T4	ART3	ART4	ART5	ART6	BD	DRT			+5kph	+5kph	+10kph	+10kph		
0000	77	2	68	0	5	0	0	0	1	0	1	0	0	27	35.1	5	6.5	2	2.6	47.3	51.8
0100	44	0	40	0	3	1	0	0	0	0	0	0	0	20	45.5	11	25	2	4.5	50.2	57.2
0200	16	1	13	0	1	0	0	0	0	0	1	0	0	7	43.8	7	43.8	3	18.8	50.5	60.5
0300	18	1	10	0	6	0	0	0	0	0	1	0	0	11	61.1	4	22.2	3	16.7	50.3	59.4
0400	29	0	21	0	7	0	0	0	0	0	1	0	0	13	44.8	11	37.9	5	17.2	51.4	61.2
0500	92	4	81	0	4	1	0	0	0	2	0	0	0	25	27.2	11	12	10	10.9	46.9	52.9
0600	381	12	332	2	22	3	1	0	1	1	7	0	0	51	13.4	23	6	7	1.8	42.2	49.7
0700	949	33	842	7	48	4	5	1	1	4	3	1	0	17	1.8	3	0.3	1	0.1	32.3	41
0800	868	38	749	7	39	9	18	2	1	4	1	0	0	10	1.2	5	0.6	1	0.1	26.2	38.2
0900	681	25	597	5	46	2	4	0	0	0	1	0	1	28	4.1	7	1	3	0.4	36.7	44.6
1000	638	10	556	1	61	1	4	0	2	1	2	0	0	35	5.5	11	1.7	1	0.2	38.4	45
1100	527	14	456	1	50	2	3	0	0	0	1	0	0	37	7	11	2.1	4	0.8	39.7	46.4
1200	571	11	502	0	46	4	7	0	0	1	0	0	0	32	5.6	9	1.6	1	0.2	38.1	45.7
1300	553	18	499	2	26	3	0	1	1	0	3	0	0	39	7.1	11	2	2	0.4	38.6	46.4
1400	574	8	521	2	38	1	3	0	0	0	1	0	0	30	5.2	6	1	3	0.5	36.5	45.4
1500	639	14	577	4	35	5	1	0	1	0	2	0	0	43	6.7	12	1.9	1	0.2	37.2	45.7
1600	682	29	603	5	39	2	2	0	0	0	2	0	0	31	4.5	7	1	3	0.4	36.9	44.6
1700	706	75	597	6	11	6	5	1	1	0	2	1	1	49	6.9	18	2.5	6	0.8	37.9	45.7
1800	770	54	686	5	14	4	5	0	0	0	2	0	0	23	3	6	0.8	4	0.5	35.6	43.2
1900	729	36	661	8	12	7	3	0	0	0	2	0	0	28	3.8	8	1.1	5	0.7	34.8	43.9
2000	474	26	424	3	16	4	0	0	0	1	0	0	0	38	8	15	3.2	3	0.6	39.6	46.4
2100	364	17	331	2	5	3	1	0	0	2	3	0	0	39	10.7	14	3.8	3	0.8	41.6	47.9
2200	253	14	227	1	6	4	0	0	1	0	0	0	0	34	13.4	3	1.2	1	0.4	42.9	49
2300	141	4	133	0	2	1	0	0	0	1	0	0	0	36	25.5	12	8.5	5	3.5	46.4	52.2
07-19	8158	329	7185	45	453	43	57	5	7	10	20	2	2	374	4.6	106	1.3	30	0.4	35.7	44.6
06-22	10106	420	8933	60	508	60	62	5	8	14	32	2	2	530	5.2	166	1.6	48	0.5	36.2	45
06-00	10500	438	9293	61	516	65	62	5	9	15	32	2	2	600	5.7	181	1.7	54	0.5	36.5	45.4
00-00	10776	446	9526	61	542	67	62	5	10	17	36	2	2	703	6.5	230	2.1	79	0.7	36.8	45.7

Site D
Location R131, south of JTC Site 4
Direction Southbound

7352 / Ringsend
April 2017
Automatic Traffic Count

Tuesday, 04 April 2017

Time	Total	Speed Bins (km/h)																											
		0 - 5	5 - 10	10 - 15	15 - 20	20 - 25	25 - 30	30 - 35	35 - 40	40 - 45	45 - 50	50 - 55	55 - 60	60 - 65	65 - 70	70 - 75	75 - 80	80 - 85	85 - 90	90 - 95	95 - 100	100 - 105	105 - 110	110 - 115	115 - 120	120 - 125	125 - 130	130 - 135	135 - 140
0000	77	0	0	0	0	0	2	3	3	13	29	22	3	2	0	0	0	0	0	0	0	0	0	0	0	0	0	0	0
0100	44	0	0	0	0	0	0	0	2	6	16	9	9	1	1	0	0	0	0	0	0	0	0	0	0	0	0	0	0
0200	16	0	0	0	0	0	0	0	1	7	1	0	4	3	0	0	0	0	0	0	0	0	0	0	0	0	0	0	0
0300	18	0	0	0	0	0	0	1	1	3	2	7	1	3	0	0	0	0	0	0	0	0	0	0	0	0	0	0	0
0400	29	0	0	0	0	0	0	0	0	9	7	2	6	2	2	1	0	0	0	0	0	0	0	0	0	0	0	0	0
0500	92	0	0	0	0	0	3	4	10	21	29	14	1	7	1	2	0	0	0	0	0	0	0	0	0	0	0	0	0
0600	381	0	0	0	0	3	12	57	87	92	79	28	16	2	3	1	1	0	0	0	0	0	0	0	0	0	0	0	0
0700	949	2	0	5	68	131	175	217	186	108	40	14	2	1	0	0	0	0	0	0	0	0	0	0	0	0	0	0	0
0800	868	2	17	138	143	126	114	129	109	57	23	5	4	1	0	0	0	0	0	0	0	0	0	0	0	0	0	0	0
0900	681	2	0	4	15	63	62	107	173	156	71	21	4	2	0	0	0	0	1	0	0	0	0	0	0	0	0	0	0
1000	638	0	0	1	8	19	52	110	177	165	71	24	10	1	0	0	0	0	0	0	0	0	0	0	0	0	0	0	0
1100	527	0	1	8	6	10	18	68	139	158	82	26	7	3	1	0	0	0	0	0	0	0	0	0	0	0	0	0	0
1200	571	0	1	9	22	25	39	57	131	181	74	23	8	1	0	0	0	0	0	0	0	0	0	0	0	0	0	0	0
1300	553	0	0	1	15	27	35	85	128	141	82	28	9	1	1	0	0	0	0	0	0	0	0	0	0	0	0	0	0
1400	574	0	1	9	39	37	55	66	129	142	66	24	3	2	1	0	0	0	0	0	0	0	0	0	0	0	0	0	0
1500	639	0	1	9	33	24	39	114	174	128	74	31	11	1	0	0	0	0	0	0	0	0	0	0	0	0	0	0	0
1600	682	0	2	4	15	18	89	149	179	127	68	24	4	2	1	0	0	0	0	0	0	0	0	0	0	0	0	0	0
1700	706	0	2	3	14	33	79	118	166	159	83	31	12	1	1	2	2	0	0	0	0	0	0	0	0	0	0	0	0
1800	770	0	0	8	13	39	123	181	201	115	67	17	2	3	0	1	0	0	0	0	0	0	0	0	0	0	0	0	0
1900	729	0	0	8	25	85	105	136	151	120	71	20	3	3	2	0	0	0	0	0	0	0	0	0	0	0	0	0	0
2000	474	0	0	0	2	6	28	89	126	130	55	23	12	2	0	0	1	0	0	0	0	0	0	0	0	0	0	0	0
2100	364	0	0	0	3	15	7	32	67	123	78	25	11	2	1	0	0	0	0	0	0	0	0	0	0	0	0	0	0
2200	253	0	0	0	1	1	5	16	52	89	55	31	2	0	1	0	0	0	0	0	0	0	0	0	0	0	0	0	0
2300	141	0	0	0	0	2	0	1	20	41	41	24	7	5	0	0	0	0	0	0	0	0	0	0	0	0	0	0	0
07-19	8158	6	25	199	391	552	880	1401	1892	1637	801	268	76	19	5	3	2	0	1	0	0	0	0	0	0	0	0	0	0
06-22	10106	6	25	207	421	661	1032	1715	2323	2102	1084	364	118	28	11	4	4	0	1	0	0	0	0	0	0	0	0	0	0
06-00	10500	6	25	207	422	664	1037	1732	2395	2232	1180	419	127	33	12	4	4	0	1	0	0	0	0	0	0	0	0	0	0
00-00	10776	6	25	207	422	664	1042	1740	2412	2291	1264	473	151	51	16	7	4	0	1	0	0	0	0	0	0	0	0	0	0

Site D
Location R131, south of JTC Site 4
Direction Southbound

7352 / Ringsend
April 2017
Automatic Traffic Count

Wednesday, 05 April 2017

Time	Total	Classification												>PSL	>PSL%	>SL1	>SL1%	>SL2	>SL2%	Mean	Vpp
		1	2	3	4	5	6	7	8	9	10	11	12	50	50	55	55	60	60		85
		MCL	SV	SVT	TB2	TB3	T4	ART3	ART4	ART5	ART6	BD	DRT			+5kph	+5kph	+10kph	+10kph		
0000	72	4	67	0	0	1	0	0	0	0	0	0	0	30	41.7	14	19.4	7	9.7	48.3	56.2
0100	27	0	21	0	4	0	1	0	0	1	0	0	0	10	37	5	18.5	1	3.7	48.9	55.8
0200	5	0	4	0	1	0	0	0	0	0	0	0	0	1	20	1	20	1	20	47.9	-
0300	17	2	10	0	5	0	0	0	0	0	0	0	0	9	52.9	5	29.4	1	5.9	45.9	58
0400	30	0	24	0	6	0	0	0	0	0	0	0	0	17	56.7	6	20	4	13.3	51.2	58.7
0500	88	5	68	0	13	1	1	0	0	0	0	0	0	25	28.4	9	10.2	5	5.7	45.6	53.3
0600	358	12	305	3	19	4	3	0	0	5	4	1	2	35	9.8	13	3.6	3	0.8	40.6	48.2
0700	929	28	818	10	43	15	8	1	1	2	3	0	0	24	2.6	8	0.9	3	0.3	32.4	41.8
0800	884	38	782	6	32	11	7	0	1	0	5	1	1	11	1.2	2	0.2	0	0	27.9	38.5
0900	676	21	606	6	32	5	3	0	1	0	2	0	0	32	4.7	7	1	3	0.4	39.2	45.4
1000	597	13	520	6	46	7	3	0	0	0	2	0	0	38	6.4	16	2.7	9	1.5	39.2	46.8
1100	540	6	468	0	56	3	2	0	2	0	3	0	0	36	6.7	11	2	3	0.6	39	46.8
1200	579	15	516	5	34	2	1	0	2	3	1	0	0	19	3.3	7	1.2	3	0.5	36.4	45.4
1300	656	12	593	1	37	4	2	1	1	1	2	0	2	21	3.2	3	0.5	0	0	37.7	44.3
1400	621	9	559	4	34	9	3	0	1	1	1	0	0	25	4	8	1.3	0	0	35.3	43.6
1500	627	17	553	2	45	3	3	0	0	0	4	0	0	31	4.9	7	1.1	2	0.3	38.1	45.4
1600	679	30	612	2	23	8	2	0	1	1	0	0	0	27	4	12	1.8	5	0.7	35.9	43.9
1700	677	62	595	1	8	5	4	0	0	0	2	0	0	33	4.9	12	1.8	7	1	35.5	44.6
1800	769	64	663	10	19	5	4	1	2	1	0	0	0	19	2.5	3	0.4	2	0.3	32.8	42.5
1900	685	33	630	2	10	6	3	0	0	0	1	0	0	21	3.1	5	0.7	1	0.1	36	44.3
2000	499	22	460	1	9	6	0	0	0	0	1	0	0	31	6.2	5	1	0	0	39.8	46.4
2100	392	7	378	3	3	0	0	0	0	1	0	0	0	32	8.2	9	2.3	2	0.5	41.4	47.2
2200	286	11	268	0	2	4	0	0	1	0	0	0	0	54	18.9	14	4.9	3	1	44.4	50.4
2300	177	5	167	0	4	1	0	0	0	0	0	0	0	53	29.9	21	11.9	5	2.8	45.9	53.6
07-19	8234	315	7285	53	409	77	42	3	12	9	25	1	3	316	3.8	96	1.2	37	0.4	35.3	44.3
06-22	10168	389	9058	62	450	93	48	3	12	15	31	2	5	435	4.3	128	1.3	43	0.4	36	44.6
06-00	10631	405	9493	62	456	98	48	3	13	15	31	2	5	542	5.1	163	1.5	51	0.5	36.4	45.4
00-00	10870	416	9687	62	485	100	50	3	13	16	31	2	5	634	5.8	203	1.9	70	0.6	36.7	45.7

Site D
Location R131, south of JTC Site 4
Direction Southbound

7352 / Ringsend
April 2017
Automatic Traffic Count

Wednesday, 05 April 2017

Time	Total	Speed Bins (km/h)																												
		0 - 5	5 - 10	10 - 15	15 - 20	20 - 25	25 - 30	30 - 35	35 - 40	40 - 45	45 - 50	50 - 55	55 - 60	60 - 65	65 - 70	70 - 75	75 - 80	80 - 85	85 - 90	90 - 95	95 - 100	100 - 105	105 - 110	110 - 115	115 - 120	120 - 125	125 - 130	130 - 135	135 - 140
0000	72	0	0	0	0	4	0	0	3	18	17	16	7	5	1	1	0	0	0	0	0	0	0	0	0	0	0	0	0	0
0100	27	0	0	0	1	0	0	0	1	4	11	5	4	0	0	1	0	0	0	0	0	0	0	0	0	0	0	0	0	0
0200	5	0	0	0	0	0	0	0	2	0	2	0	0	1	0	0	0	0	0	0	0	0	0	0	0	0	0	0	0	0
0300	17	0	0	0	2	0	0	0	4	1	1	4	4	1	0	0	0	0	0	0	0	0	0	0	0	0	0	0	0	0
0400	30	0	0	0	0	0	0	0	0	5	8	11	2	3	1	0	0	0	0	0	0	0	0	0	0	0	0	0	0	0
0500	88	0	0	0	2	2	3	0	11	22	23	16	4	3	2	0	0	0	0	0	0	0	0	0	0	0	0	0	0	0
0600	358	0	0	0	2	15	30	36	69	91	80	22	10	3	0	0	0	0	0	0	0	0	0	0	0	0	0	0	0	0
0700	929	1	1	24	99	93	138	179	185	140	45	16	5	2	1	0	0	0	0	0	0	0	0	0	0	0	0	0	0	0
0800	884	2	8	89	117	150	154	117	149	62	25	9	2	0	0	0	0	0	0	0	0	0	0	0	0	0	0	0	0	0
0900	676	1	0	2	9	19	29	92	202	208	82	25	4	3	0	0	0	0	0	0	0	0	0	0	0	0	0	0	0	0
1000	597	0	0	3	14	21	35	81	160	162	83	22	7	4	3	0	2	0	0	0	0	0	0	0	0	0	0	0	0	0
1100	540	0	1	2	9	17	43	73	120	166	73	25	8	3	0	0	0	0	0	0	0	0	0	0	0	0	0	0	0	0
1200	579	0	0	1	37	40	59	92	139	117	75	12	4	2	1	0	0	0	0	0	0	0	0	0	0	0	0	0	0	0
1300	656	0	0	5	15	21	46	112	198	176	62	18	3	0	0	0	0	0	0	0	0	0	0	0	0	0	0	0	0	0
1400	621	0	1	11	34	49	73	100	157	120	51	17	8	0	0	0	0	0	0	0	0	0	0	0	0	0	0	0	0	0
1500	627	1	0	0	9	24	55	112	164	148	83	24	5	1	1	0	0	0	0	0	0	0	0	0	0	0	0	0	0	0
1600	679	0	0	12	22	36	86	130	172	132	62	15	7	5	0	0	0	0	0	0	0	0	0	0	0	0	0	0	0	0
1700	677	1	0	14	17	71	97	111	143	122	68	21	5	3	1	3	0	0	0	0	0	0	0	0	0	0	0	0	0	0
1800	769	0	0	15	88	88	85	145	143	141	45	16	1	2	0	0	0	0	0	0	0	0	0	0	0	0	0	0	0	0
1900	685	1	0	3	25	44	68	150	184	116	73	16	4	1	0	0	0	0	0	0	0	0	0	0	0	0	0	0	0	0
2000	499	0	0	0	2	7	29	87	120	147	76	26	5	0	0	0	0	0	0	0	0	0	0	0	0	0	0	0	0	0
2100	392	0	0	0	0	11	6	36	113	118	76	23	7	1	1	0	0	0	0	0	0	0	0	0	0	0	0	0	0	0
2200	286	0	0	0	1	5	3	7	41	100	75	40	11	3	0	0	0	0	0	0	0	0	0	0	0	0	0	0	0	0
2300	177	0	0	0	0	1	2	9	26	48	38	32	16	2	2	1	0	0	0	0	0	0	0	0	0	0	0	0	0	0
07-19	8234	6	11	178	470	629	900	1344	1932	1694	754	220	59	25	7	3	2	0	0	0	0	0	0	0	0	0	0	0	0	0
06-22	10168	7	11	181	499	706	1033	1653	2418	2166	1059	307	85	30	8	3	2	0	0	0	0	0	0	0	0	0	0	0	0	0
06-00	10631	7	11	181	500	712	1038	1669	2485	2314	1172	379	112	35	10	4	2	0	0	0	0	0	0	0	0	0	0	0	0	0
00-00	10870	7	11	181	505	718	1041	1669	2506	2364	1234	431	133	48	14	6	2	0	0	0	0	0	0	0	0	0	0	0	0	0

Site D
Location R131, south of JTC Site 4
Direction Southbound

7352 / Ringsend
April 2017
Automatic Traffic Count

Thursday, 06 April 2017

Time	Total	Classification												>PSL	>PSL%	>SL1	>SL1%	>SL2	>SL2%	Mean	Vpp
		1	2	3	4	5	6	7	8	9	10	11	12	50	50	55	55	60	60		85
		MCL	SV	SVT	TB2	TB3	T4	ART3	ART4	ART5	ART6	BD	DRT			+5kph	+5kph	+10kph	+10kph		
0000	73	2	67	0	4	0	0	0	0	0	0	0	0	24	32.9	7	9.6	3	4.1	47.2	53.3
0100	28	0	27	0	0	1	0	0	0	0	0	0	0	17	60.7	12	42.9	7	25	54	61.9
0200	19	0	17	0	1	0	0	0	0	0	1	0	0	12	63.2	8	42.1	2	10.5	52	58
0300	19	0	16	0	3	0	0	0	0	0	0	0	0	10	52.6	3	15.8	2	10.5	50.9	54.7
0400	34	0	23	0	9	1	0	0	0	0	1	0	0	16	47.1	10	29.4	5	14.7	50.3	59
0500	90	3	76	0	8	1	0	0	0	1	1	0	0	32	35.6	12	13.3	2	2.2	46.9	53.6
0600	376	7	324	2	21	9	1	0	1	4	6	0	1	46	12.2	16	4.3	5	1.3	41.1	48.6
0700	878	25	778	11	41	7	5	3	0	3	4	1	0	18	2.1	3	0.3	2	0.2	33.7	42.1
0800	918	32	825	8	26	8	10	1	2	2	3	1	0	3	0.3	1	0.1	1	0.1	26.6	38.2
0900	664	32	578	3	41	7	1	0	1	1	0	0	0	36	5.4	8	1.2	3	0.5	38	45
1000	595	7	512	2	58	8	4	0	0	1	3	0	0	28	4.7	7	1.2	0	0	39.3	46.1
1100	516	5	456	1	49	1	1	0	2	0	1	0	0	35	6.8	7	1.4	2	0.4	39.3	46.1
1200	569	12	498	3	41	6	5	0	1	1	2	0	0	34	6	10	1.8	3	0.5	38.1	45
1300	607	16	540	2	42	1	1	1	2	0	2	0	0	22	3.6	9	1.5	5	0.8	37.7	44.6
1400	584	12	529	3	29	3	2	1	1	1	3	0	0	16	2.7	3	0.5	1	0.2	34.9	43.6
1500	646	12	578	3	35	3	7	0	5	1	1	1	0	26	4	4	0.6	0	0	36.9	44.6
1600	708	28	640	6	20	5	4	0	0	2	1	2	0	14	2	8	1.1	4	0.6	33.6	42.5
1700	665	64	572	4	14	6	2	0	0	0	1	0	2	27	4.1	14	2.1	7	1.1	37.1	44.3
1800	718	61	615	6	19	7	8	0	0	0	1	0	1	16	2.2	4	0.6	0	0	34.8	43.2
1900	704	34	638	4	13	7	0	1	1	1	5	0	0	26	3.7	9	1.3	4	0.6	33.7	44.3
2000	464	17	419	2	14	6	3	0	0	1	1	1	0	44	9.5	14	3	4	0.9	39.9	47.5
2100	394	9	372	2	6	4	0	0	0	0	1	0	0	37	9.4	11	2.8	3	0.8	40.9	47.5
2200	348	7	330	0	5	5	0	0	1	0	0	0	0	37	10.6	6	1.7	2	0.6	42.7	49
2300	204	7	186	1	6	2	0	0	0	0	2	0	0	43	21.1	18	8.8	5	2.5	45	51.5
07-19	8068	306	7121	52	415	62	50	6	14	12	22	5	3	275	3.4	78	1	28	0.3	35.3	43.9
06-22	10006	373	8874	62	469	88	54	7	16	18	35	6	4	428	4.3	128	1.3	44	0.4	35.9	44.6
06-00	10558	387	9390	63	480	95	54	7	17	18	37	6	4	508	4.8	152	1.4	51	0.5	36.3	45
00-00	10821	392	9616	63	505	98	54	7	17	19	40	6	4	619	5.7	204	1.9	72	0.7	36.6	45.4

Site D
Location R131, south of JTC Site 4
Direction Southbound

7352 / Ringsend
April 2017
Automatic Traffic Count

Thursday, 06 April 2017

Time	Total	Speed Bins (km/h)																												
		0 - 5	5 - 10	10 - 15	15 - 20	20 - 25	25 - 30	30 - 35	35 - 40	40 - 45	45 - 50	50 - 55	55 - 60	60 - 65	65 - 70	70 - 75	75 - 80	80 - 85	85 - 90	90 - 95	95 - 100	100 - 105	105 - 110	110 - 115	115 - 120	120 - 125	125 - 130	130 - 135	135 - 140
0000	73	0	0	0	0	1	1	0	6	18	23	17	4	2	0	1	0	0	0	0	0	0	0	0	0	0	0	0	0
0100	28	0	0	0	0	0	0	0	0	1	10	5	5	5	2	0	0	0	0	0	0	0	0	0	0	0	0	0	0
0200	19	0	0	0	0	0	0	0	0	3	4	4	6	2	0	0	0	0	0	0	0	0	0	0	0	0	0	0	0
0300	19	0	0	0	0	0	0	0	1	2	6	7	1	1	1	0	0	0	0	0	0	0	0	0	0	0	0	0	0
0400	34	0	0	0	0	0	0	1	1	8	8	6	5	5	0	0	0	0	0	0	0	0	0	0	0	0	0	0	0
0500	90	0	0	0	0	2	1	2	12	11	30	20	10	1	0	0	1	0	0	0	0	0	0	0	0	0	0	0	0
0600	376	0	0	0	1	9	11	73	76	88	72	30	11	4	0	1	0	0	0	0	0	0	0	0	0	0	0	0	0
0700	878	2	3	35	39	82	111	159	203	183	43	15	1	2	0	0	0	0	0	0	0	0	0	0	0	0	0	0	0
0800	918	2	9	93	201	142	108	119	146	69	26	2	0	1	0	0	0	0	0	0	0	0	0	0	0	0	0	0	0
0900	664	0	1	3	12	31	72	78	165	192	74	28	5	1	1	0	1	0	0	0	0	0	0	0	0	0	0	0	0
1000	595	0	0	0	3	19	28	100	164	168	85	21	7	0	0	0	0	0	0	0	0	0	0	0	0	0	0	0	0
1100	516	0	0	1	0	7	45	72	154	136	66	28	5	2	0	0	0	0	0	0	0	0	0	0	0	0	0	0	0
1200	569	0	1	4	9	11	31	119	169	136	55	24	7	2	1	0	0	0	0	0	0	0	0	0	0	0	0	0	0
1300	607	1	0	1	12	21	58	115	150	161	66	13	4	4	0	0	1	0	0	0	0	0	0	0	0	0	0	0	0
1400	584	0	2	9	38	48	72	88	152	109	50	13	2	0	1	0	0	0	0	0	0	0	0	0	0	0	0	0	0
1500	646	0	1	3	29	28	50	121	163	162	63	22	4	0	0	0	0	0	0	0	0	0	0	0	0	0	0	0	0
1600	708	1	0	26	50	60	91	133	150	134	49	6	4	3	0	1	0	0	0	0	0	0	0	0	0	0	0	0	0
1700	665	1	2	0	5	29	74	155	173	133	66	13	7	2	4	0	1	0	0	0	0	0	0	0	0	0	0	0	0
1800	718	0	1	12	23	54	111	145	183	104	69	12	4	0	0	0	0	0	0	0	0	0	0	0	0	0	0	0	0
1900	704	0	2	37	62	70	71	96	145	133	62	17	5	2	1	1	0	0	0	0	0	0	0	0	0	0	0	0	0
2000	464	0	1	0	9	12	21	62	117	127	71	30	10	3	0	1	0	0	0	0	0	0	0	0	0	0	0	0	0
2100	394	0	1	2	4	13	17	30	85	135	70	26	8	2	0	0	1	0	0	0	0	0	0	0	0	0	0	0	0
2200	348	0	0	0	2	1	7	28	65	121	87	31	4	1	0	0	1	0	0	0	0	0	0	0	0	0	0	0	0
2300	204	0	0	0	1	2	2	10	27	60	59	25	13	3	2	0	0	0	0	0	0	0	0	0	0	0	0	0	0
07-19	8068	7	20	187	421	532	851	1404	1972	1687	712	197	50	17	7	1	3	0	0	0	0	0	0	0	0	0	0	0	0
06-22	10006	7	24	226	497	636	971	1665	2395	2170	987	300	84	28	8	4	4	0	0	0	0	0	0	0	0	0	0	0	0
06-00	10558	7	24	226	500	639	980	1703	2487	2351	1133	356	101	32	10	4	5	0	0	0	0	0	0	0	0	0	0	0	0
00-00	10821	7	24	226	500	642	982	1706	2507	2394	1214	415	132	48	13	5	6	0	0	0	0	0	0	0	0	0	0	0	0

Site D
Location R131, south of JTC Site 4
Direction Southbound

7352 / Ringsend
April 2017
Automatic Traffic Count

Friday, 07 April 2017

Time	Total	Classification												>PSL	>PSL%	>SL1	>SL1%	>SL2	>SL2%	Mean	Vpp
		1	2	3	4	5	6	7	8	9	10	11	12	50	50	55	55	60	60		85
		MCL	SV	SVT	TB2	TB3	T4	ART3	ART4	ART5	ART6	BD	DRT			+5kph	+5kph	+10kph	+10kph		
0000	137	4	132	0	1	0	0	0	0	0	0	0	0	49	35.8	11	8	3	2.2	46.9	52.6
0100	48	2	44	0	2	0	0	0	0	0	0	0	0	16	33.3	7	14.6	1	2.1	48.5	54.7
0200	23	2	19	0	2	0	0	0	0	0	0	0	0	9	39.1	4	17.4	1	4.3	47.4	55.8
0300	23	0	21	0	2	0	0	0	0	0	0	0	0	18	78.3	10	43.5	4	17.4	54.7	59.8
0400	38	0	32	0	4	1	0	0	0	0	1	0	0	21	55.3	7	18.4	2	5.3	50.1	56.9
0500	79	1	65	0	9	1	0	0	0	0	3	0	0	23	29.1	12	15.2	3	3.8	46.7	54.7
0600	352	9	305	3	22	5	3	0	0	3	1	1	0	53	15.1	14	4	5	1.4	42.7	49.7
0700	847	37	747	6	36	10	6	0	2	1	2	0	0	22	2.6	9	1.1	3	0.4	35.8	43.6
0800	822	24	738	4	29	11	5	3	1	1	5	1	0	13	1.6	2	0.2	0	0	30.8	40.3
0900	578	24	505	1	38	8	1	0	0	0	1	0	0	36	6.2	11	1.9	3	0.5	39.9	46.8
1000	543	10	474	5	44	6	0	1	2	0	1	0	0	26	4.8	9	1.7	4	0.7	39.4	46.1
1100	530	11	474	2	35	4	2	0	1	0	1	0	0	33	6.2	10	1.9	5	0.9	39.9	46.8
1200	685	17	600	6	51	4	7	0	0	0	0	0	0	30	4.4	11	1.6	5	0.7	34.8	44.6
1300	642	13	581	4	35	3	5	0	0	0	1	0	0	37	5.8	12	1.9	4	0.6	39.5	46.8
1400	604	10	551	5	29	2	4	1	0	1	1	0	0	40	6.6	9	1.5	1	0.2	38.6	45.7
1500	673	18	597	13	35	3	4	0	1	0	2	0	0	26	3.9	9	1.3	4	0.6	37.4	45.4
1600	853	38	752	5	34	11	6	0	2	1	2	2	0	26	3	11	1.3	2	0.2	33.7	43.2
1700	824	48	738	2	25	0	6	1	1	0	2	0	1	16	1.9	5	0.6	1	0.1	33.2	41.4
1800	667	42	598	5	9	6	2	0	1	2	2	0	0	15	2.2	4	0.6	1	0.1	35.6	43.9
1900	657	18	614	2	14	3	4	0	0	0	2	0	0	38	5.8	7	1.1	0	0	37.7	45
2000	430	11	393	2	10	11	0	0	0	1	2	0	0	34	7.9	5	1.2	1	0.2	39.9	46.8
2100	293	6	275	2	5	3	0	0	0	0	2	0	0	35	11.9	4	1.4	2	0.7	43.1	49
2200	287	4	268	0	4	10	0	0	1	0	0	0	0	40	13.9	10	3.5	3	1	43.5	49.3
2300	204	2	195	1	2	4	0	0	0	0	0	0	0	42	20.6	18	8.8	4	2	45.5	51.5
07-19	8268	292	7355	58	400	68	48	6	11	6	20	3	1	320	3.9	102	1.2	33	0.4	36.1	44.6
06-22	10000	336	8942	67	451	90	55	6	11	10	27	4	1	480	4.8	132	1.3	41	0.4	36.8	45
06-00	10491	342	9405	68	457	104	55	6	12	10	27	4	1	562	5.4	160	1.5	48	0.5	37.2	45.7
00-00	10839	351	9718	68	477	106	55	6	12	10	31	4	1	698	6.4	211	1.9	62	0.6	37.5	46.1

Site D
Location R131, south of JTC Site 4
Direction Southbound

7352 / Ringsend
April 2017
Automatic Traffic Count

Friday, 07 April 2017

Time	Total	Speed Bins (km/h)																												
		0 - 5	5 - 10	10 - 15	15 - 20	20 - 25	25 - 30	30 - 35	35 - 40	40 - 45	45 - 50	50 - 55	55 - 60	60 - 65	65 - 70	70 - 75	75 - 80	80 - 85	85 - 90	90 - 95	95 - 100	100 - 105	105 - 110	110 - 115	115 - 120	120 - 125	125 - 130	130 - 135	135 - 140
0000	137	0	0	0	1	2	2	0	12	31	40	38	8	3	0	0	0	0	0	0	0	0	0	0	0	0	0	0	0	0
0100	48	0	0	0	1	0	0	1	0	10	20	9	6	1	0	0	0	0	0	0	0	0	0	0	0	0	0	0	0	0
0200	23	0	0	0	1	1	0	0	1	3	8	5	3	1	0	0	0	0	0	0	0	0	0	0	0	0	0	0	0	0
0300	23	0	0	0	0	0	0	1	0	2	2	8	6	2	1	0	1	0	0	0	0	0	0	0	0	0	0	0	0	0
0400	38	0	0	0	0	0	0	0	2	7	8	14	5	1	1	0	0	0	0	0	0	0	0	0	0	0	0	0	0	0
0500	79	0	0	0	0	0	2	6	7	16	25	11	9	0	2	0	1	0	0	0	0	0	0	0	0	0	0	0	0	0
0600	352	0	0	0	1	6	7	26	89	96	74	39	9	2	2	1	0	0	0	0	0	0	0	0	0	0	0	0	0	0
0700	847	0	0	6	26	51	112	163	222	179	66	13	6	3	0	0	0	0	0	0	0	0	0	0	0	0	0	0	0	0
0800	822	1	6	30	87	106	143	141	160	104	31	11	2	0	0	0	0	0	0	0	0	0	0	0	0	0	0	0	0	0
0900	578	0	0	1	5	16	31	70	148	182	89	25	8	2	0	0	1	0	0	0	0	0	0	0	0	0	0	0	0	0
1000	543	0	1	0	3	12	46	70	151	150	84	17	5	3	1	0	0	0	0	0	0	0	0	0	0	0	0	0	0	0
1100	530	1	0	0	4	4	42	73	138	146	89	23	5	2	1	1	1	0	0	0	0	0	0	0	0	0	0	0	0	0
1200	685	1	4	20	39	70	78	97	148	132	66	19	6	5	0	0	0	0	0	0	0	0	0	0	0	0	0	0	0	0
1300	642	0	1	1	4	23	37	81	169	182	107	25	8	3	1	0	0	0	0	0	0	0	0	0	0	0	0	0	0	0
1400	604	0	0	0	12	14	44	96	178	157	63	31	8	1	0	0	0	0	0	0	0	0	0	0	0	0	0	0	0	0
1500	673	0	0	2	15	26	83	128	147	160	86	17	5	3	1	0	0	0	0	0	0	0	0	0	0	0	0	0	0	0
1600	853	1	3	19	69	79	109	154	187	146	60	15	9	2	0	0	0	0	0	0	0	0	0	0	0	0	0	0	0	0
1700	824	0	1	21	55	78	127	155	211	123	37	11	4	1	0	0	0	0	0	0	0	0	0	0	0	0	0	0	0	0
1800	667	0	1	8	27	66	66	95	173	152	64	11	3	1	0	0	0	0	0	0	0	0	0	0	0	0	0	0	0	0
1900	657	0	0	8	28	15	53	104	171	176	64	31	7	0	0	0	0	0	0	0	0	0	0	0	0	0	0	0	0	0
2000	430	0	0	1	3	10	31	50	101	134	66	29	4	1	0	0	0	0	0	0	0	0	0	0	0	0	0	0	0	0
2100	293	0	0	0	2	1	10	16	46	102	81	31	2	2	0	0	0	0	0	0	0	0	0	0	0	0	0	0	0	0
2200	287	0	0	1	0	2	2	22	57	89	74	30	7	2	1	0	0	0	0	0	0	0	0	0	0	0	0	0	0	0
2300	204	0	0	0	0	0	0	9	20	74	59	24	14	4	0	0	0	0	0	0	0	0	0	0	0	0	0	0	0	0
07-19	8268	4	17	108	346	545	918	1323	2032	1813	842	218	69	26	4	1	2	0	0	0	0	0	0	0	0	0	0	0	0	0
06-22	10000	4	17	117	380	577	1019	1519	2439	2321	1127	348	91	31	6	2	2	0	0	0	0	0	0	0	0	0	0	0	0	0
06-00	10491	4	17	118	380	579	1021	1550	2516	2484	1260	402	112	37	7	2	2	0	0	0	0	0	0	0	0	0	0	0	0	0
00-00	10839	4	17	118	383	582	1025	1558	2538	2553	1363	487	149	45	11	2	4	0	0	0	0	0	0	0	0	0	0	0	0	0

Site D
Location R131, south of JTC Site 4
Direction Southbound

7352 / Ringsend
April 2017
Automatic Traffic Count

Virtual Day (7)

Time	Total	Classification												>PSL	>PSL%	>SL1	>SL1%	>SL2	>SL2%	Mean	Vpp
		1	2	3	4	5	6	7	8	9	10	11	12	50	50	55	55	60	60		85
		MCL	SV	SVT	TB2	TB3	T4	ART3	ART4	ART5	ART6	BD	DRT			+5kph	+5kph	+10kph	+10kph		
0000	100	2	93	0	4	0	0	0	0	0	0	0	0	32	31.9	10	10.1	4	3.7	46.8	53.3
0100	47	1	43	0	2	0	0	0	0	0	0	0	0	19	39.6	9	19.2	2	5.2	49.1	55.8
0200	23	1	20	0	2	0	0	0	0	0	0	0	0	10	46.2	5	22.2	2	7.6	48.7	56.2
0300	20	1	17	0	3	0	0	0	0	0	0	0	0	12	58	6	30.8	2	11.9	50.8	59
0400	30	0	22	0	6	0	0	0	0	0	1	0	0	14	47.6	8	25.5	4	13	50.4	58.7
0500	76	2	63	0	7	1	0	0	0	0	1	0	0	25	32.7	11	14	4	5.7	46.8	54.4
0600	286	9	245	2	18	3	1	0	1	3	4	0	0	40	13.9	15	5.3	4	1.5	42	49.7
0700	689	22	606	6	37	6	4	1	1	2	3	0	0	25	3.6	7	1.1	3	0.4	34.5	43.6
0800	703	26	621	5	31	6	7	1	1	1	2	0	0	22	3.1	7	0.9	2	0.3	29.2	41
0900	589	22	524	3	32	4	2	0	1	0	1	0	0	38	6.5	10	1.7	3	0.5	38.8	46.1
1000	574	14	506	3	41	4	2	0	1	0	2	0	0	35	6.1	11	1.9	4	0.6	39.3	46.1
1100	558	14	498	2	36	3	3	0	1	0	1	0	0	32	5.8	8	1.4	3	0.5	38	45.7
1200	629	15	565	4	34	4	4	0	0	1	1	0	0	25	4	7	1.1	2	0.4	36.5	44.6
1300	651	15	598	3	26	2	3	1	1	0	1	0	0	26	4.1	7	1.1	3	0.5	36.6	44.6
1400	652	11	600	3	27	4	4	0	1	0	2	0	0	22	3.4	6	1	2	0.3	35.1	43.6
1500	655	16	595	4	30	3	3	0	1	0	1	0	0	30	4.6	7	1.1	2	0.3	36.9	45
1600	699	25	634	4	24	5	3	0	1	1	1	1	0	24	3.4	7	1	2	0.3	35.6	43.9
1700	693	48	616	3	14	4	4	0	0	0	2	0	1	27	3.8	9	1.3	3	0.5	35.2	43.9
1800	668	43	596	5	14	4	4	0	0	0	2	0	0	23	3.4	6	0.9	2	0.3	36.2	44.6
1900	627	23	580	3	12	4	2	0	0	0	2	0	0	30	4.8	7	1.1	2	0.3	36.7	45.4
2000	421	15	388	1	10	4	0	0	0	1	1	0	0	35	8.2	8	2	1	0.3	40.3	47.2
2100	315	8	298	1	4	2	0	0	0	1	1	0	0	32	10.3	9	2.9	2	0.6	42	48.2
2200	283	6	266	0	5	4	0	0	1	0	0	0	0	42	14.7	8	3	2	0.7	43.4	49.7
2300	178	3	169	0	4	1	0	0	0	0	0	0	0	42	23.6	14	8	4	2.5	45.5	51.8
07-19	7760	271	6960	45	348	49	45	4	9	8	18	2	2	331	4.3	92	1.2	31	0.4	35.8	44.6
06-22	9409	326	8471	53	391	62	48	4	11	12	27	2	3	467	5	132	1.4	41	0.4	36.5	45
06-00	9869	335	8905	53	400	67	48	4	12	12	27	2	3	551	5.6	155	1.6	47	0.5	36.9	45.7
00-00	10165	342	9163	53	425	69	49	4	12	13	30	2	3	663	6.5	204	2	65	0.6	37.2	46.1

Site D
Location R131, south of JTC Site 4
Direction Southbound

7352 / Ringsend
April 2017
Automatic Traffic Count

Virtual Day (7)

Time	Total	Speed Bins (km/h)																											
		0 - 5	5 - 10	10 - 15	15 - 20	20 - 25	25 - 30	30 - 35	35 - 40	40 - 45	45 - 50	50 - 55	55 - 60	60 - 65	65 - 70	70 - 75	75 - 80	80 - 85	85 - 90	90 - 95	95 - 100	100 - 105	105 - 110	110 - 115	115 - 120	120 - 125	125 - 130	130 - 135	135 - 140
0000	100	0	0	0	0	1	1	2	10	24	30	22	6	3	0	0	0	0	0	0	0	0	0	0	0	0	0	0	0
0100	47	0	0	0	0	0	0	0	3	7	17	10	7	2	1	0	0	0	0	0	0	0	0	0	0	0	0	0	0
0200	23	0	0	0	0	1	0	0	2	4	6	5	3	2	0	0	0	0	0	0	0	0	0	0	0	0	0	0	0
0300	20	0	0	0	0	0	0	0	1	3	4	6	4	2	1	0	0	0	0	0	0	0	0	0	0	0	0	0	0
0400	30	0	0	0	0	0	0	0	1	6	8	7	4	3	1	1	0	0	0	0	0	0	0	0	0	0	0	0	0
0500	76	0	0	0	1	1	2	2	8	15	22	14	6	3	1	0	0	0	0	0	0	0	0	0	0	0	0	0	0
0600	286	0	0	0	1	5	12	34	59	76	59	24	11	3	1	0	0	0	0	0	0	0	0	0	0	0	0	0	0
0700	689	1	1	12	41	60	95	129	150	123	51	18	4	2	1	0	0	0	0	0	0	0	0	0	0	0	0	0	0
0800	703	1	7	70	109	93	84	96	112	71	37	15	5	1	0	0	0	0	0	0	0	0	0	0	0	0	0	0	0
0900	589	0	0	3	9	26	42	80	148	163	78	29	7	2	0	0	0	0	0	0	0	0	0	0	0	0	0	0	0
1000	574	0	0	1	7	16	37	84	153	160	81	24	7	2	1	0	0	0	0	0	0	0	0	0	0	0	0	0	0
1100	558	0	1	5	16	20	44	83	147	137	72	24	5	2	0	0	0	0	0	0	0	0	0	0	0	0	0	0	0
1200	629	0	2	10	24	36	56	110	158	139	68	18	5	2	0	0	0	0	0	0	0	0	0	0	0	0	0	0	0
1300	651	0	1	10	25	37	62	111	155	153	70	19	4	2	0	0	0	0	0	0	0	0	0	0	0	0	0	0	0
1400	652	0	2	14	38	42	73	118	162	129	52	16	5	1	0	0	0	0	0	0	0	0	0	0	0	0	0	0	0
1500	655	0	1	6	22	31	59	126	164	145	70	23	5	1	1	0	0	0	0	0	0	0	0	0	0	0	0	0	0
1600	699	0	1	13	30	46	76	132	175	140	62	17	5	2	0	0	0	0	0	0	0	0	0	0	0	0	0	0	0
1700	693	0	1	20	33	47	83	129	159	133	61	18	6	1	1	1	0	0	0	0	0	0	0	0	0	0	0	0	0
1800	668	0	0	7	25	43	73	116	171	137	72	17	4	1	1	0	0	0	0	0	0	0	0	0	0	0	0	0	0
1900	627	0	0	9	24	38	59	103	152	138	73	23	5	1	1	0	0	0	0	0	0	0	0	0	0	0	0	0	0
2000	421	0	0	1	3	7	19	62	103	123	69	26	7	1	0	0	0	0	0	0	0	0	0	0	0	0	0	0	0
2100	315	0	0	0	2	7	9	24	64	106	70	23	7	2	0	0	0	0	0	0	0	0	0	0	0	0	0	0	0
2200	283	0	0	0	1	2	3	17	54	95	68	33	7	1	0	0	0	0	0	0	0	0	0	0	0	0	0	0	0
2300	178	0	0	0	0	1	1	8	24	51	50	28	10	3	1	0	0	0	0	0	0	0	0	0	0	0	0	0	0
07-19	7760	5	17	170	378	498	785	1317	1856	1631	774	238	62	20	6	2	2	1	0	0	0	0	0	0	0	0	0	0	0
06-22	9409	5	18	180	408	555	884	1540	2234	2073	1045	335	92	26	8	3	2	1	0	0	0	0	0	0	0	0	0	0	0
06-00	9869	5	18	180	408	558	889	1565	2312	2219	1163	396	108	31	9	3	2	1	0	0	0	0	0	0	0	0	0	0	0
00-00	10165	5	18	180	410	561	892	1571	2337	2278	1250	459	138	44	12	5	3	1	0	0	0	0	0	0	0	0	0	0	0

Site D
Location R131, south of JTC Site 4
Direction Southbound

7352 / Ringsend
April 2017
Automatic Traffic Count

Virtual Week (1)

Time	Total	Classification												>PSL	>PSL%	>SL1	>SL1%	>SL2	>SL2%	Mean	Vpp
		1	2	3	4	5	6	7	8	9	10	11	12	50	50	55	55	60	60		85
		MCL	SV	SVT	TB2	TB3	T4	ART3	ART4	ART5	ART6	BD	DRT			+5kph	+5kph	+10kph	+10kph		
Mon	10202	390	9081	48	473	78	52	4	16	16	41	1	2	643	6.3	184	1.8	55	0.5	37.1	46.1
Tue	10776	446	9526	61	542	67	62	5	10	17	36	2	2	703	6.5	230	2.1	79	0.7	36.8	45.7
Wed	10870	416	9687	62	485	100	50	3	13	16	31	2	5	634	5.8	203	1.9	70	0.6	36.7	45.7
Thu	10821	392	9616	63	505	98	54	7	17	19	40	6	4	619	5.7	204	1.9	72	0.7	36.6	45.4
Fri	10839	351	9718	68	477	106	55	6	12	10	31	4	1	698	6.4	211	1.9	62	0.6	37.5	46.1
| Sat	9019	148	8419	33	328	20	32	2	12	8	17	0	0	734	8.1	208	2.3	66	0.7	38	46.8
| Sun	8628	253	8094	38	163	14	35	1	7	3	15	1	4	607	7	185	2.1	53	0.6	37.9	46.4
5 Day Ave.	10702	399	9526	60	496	90	55	5	14	16	36	3	3	659	6.2	206	1.9	68	0.6	36.9	45.8
7 Day Ave.	10165	342	9163	53	425	69	49	4	12	13	30	2	3	663	6.5	204	2.0	65	0.6	37.2	46.1
--	71155	2396	64141	373	2973	483	340	28	87	89	211	16	18	4638	6.5	1425	2.0	457	0.6	37.2	46.1

Summary Graphs

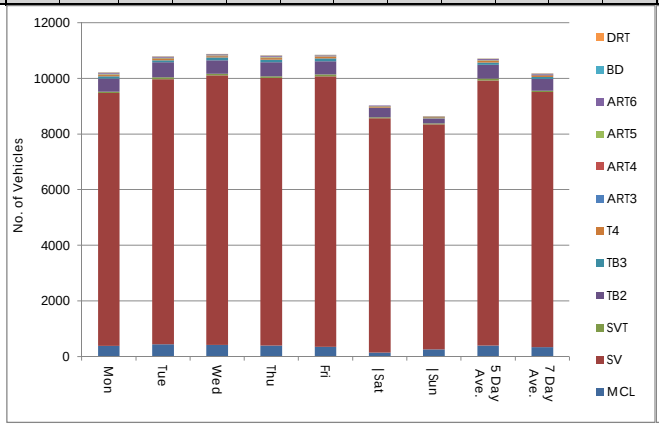

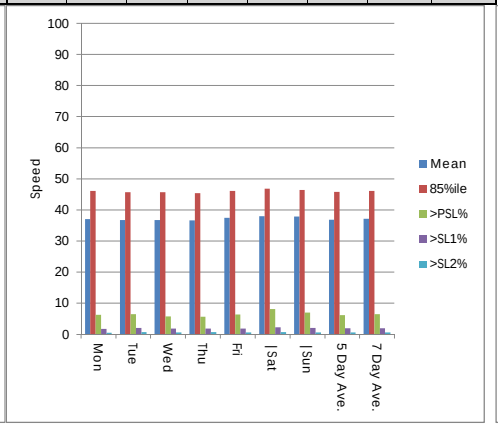

Site D
Location R131, south of JTC Site 4
Direction Southbound

7352 / Ringsend
April 2017
Automatic Traffic Count

Virtual Week (1)

Time	Total	Speed Bins (km/h)																											
		0 - 5	5 - 10	10 - 15	15 - 20	20 - 25	25 - 30	30 - 35	35 - 40	40 - 45	45 - 50	50 - 55	55 - 60	60 - 65	65 - 70	70 - 75	75 - 80	80 - 85	85 - 90	90 - 95	95 - 100	100 - 105	105 - 110	110 - 115	115 - 120	120 - 125	125 - 130	130 - 135	135 - 140
Mon	10202	4	23	231	431	538	817	1594	2337	2315	1269	459	129	38	12	3	1	1	0	0	0	0	0	0	0	0	0	0	0
Tue	10776	6	25	207	422	664	1042	1740	2412	2291	1264	473	151	51	16	7	4	0	1	0	0	0	0	0	0	0	0	0	0
Wed	10870	7	11	181	505	718	1041	1669	2506	2364	1234	431	133	48	14	6	2	0	0	0	0	0	0	0	0	0	0	0	0
Thu	10821	7	24	226	500	642	982	1706	2507	2394	1214	415	132	48	13	5	6	0	0	0	0	0	0	0	0	0	0	0	0
Fri	10839	4	17	118	383	582	1025	1558	2538	2553	1363	487	149	45	11	2	4	0	0	0	0	0	0	0	0	0	0	0	0
| Sat	9019	2	12	186	361	389	677	1290	2016	2062	1290	526	142	46	10	4	2	1	0	0	3	0	0	0	0	0	0	0	0
| Sun	8628	4	13	113	271	392	660	1438	2046	1965	1119	422	132	33	10	6	0	4	0	0	0	0	0	0	0	0	0	0	0
5 Day Ave.	10702	6	20	193	448	629	981	1653	2460	2383	1269	453	139	46	13	5	3	0	0	0	0	0	0	0	0	0	0	0	0
7 Day Ave.	10165	5	18	180	410	561	892	1571	2337	2278	1250	459	138	44	12	5	3	1	0	0	0	0	0	0	0	0	0	0	0
--	71155	34	125	1262	2873	3925	6244	10995	16362	15944	8753	3213	968	309	86	33	19	6	1	0	3	0	0	0	0	0	0	0	0

Summary Graphs

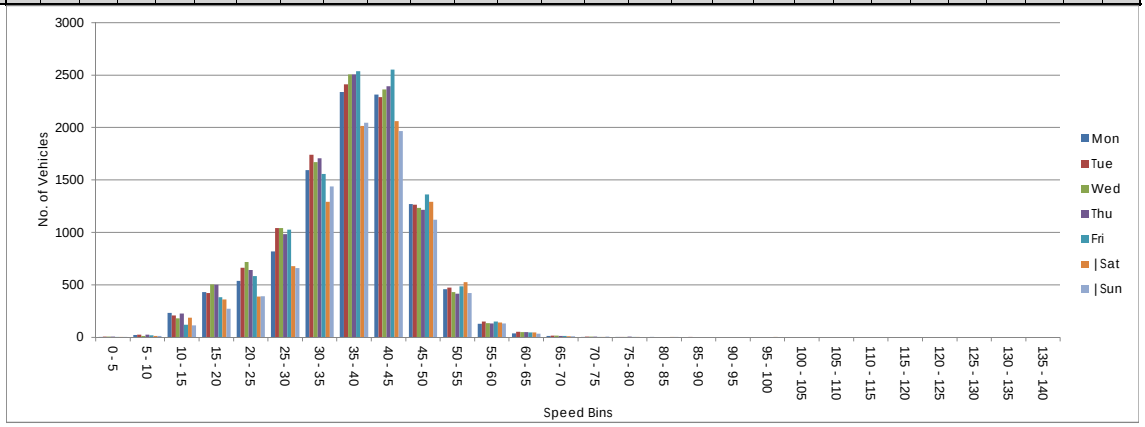

Site D
Location R131, south of JTC Site 4
Direction Northbound/Southbound

7352 / Ringsend
April 2017
Automatic Traffic Count

Saturday, 01 April 2017

Time	Total	Classification												>PSL	>PSL%	>SL1	>SL1%	>SL2	>SL2%	Mean	Vpp
		1	2	3	4	5	6	7	8	9	10	11	12	50	50	55	55	60	60		85
		MCL	SV	SVT	TB2	TB3	T4	ART3	ART4	ART5	ART6	BD	DRT			+5kph	+5kph	+10kph	+10kph		
0000	224	4	204	0	11	4	0	0	0	1	0	0	0	46	20.5	15	6.7	3	1.3	44.8	50.8
0100	144	2	135	0	4	3	0	0	0	0	0	0	0	33	22.9	14	9.7	2	1.4	44.8	52.6
0200	82	1	76	1	3	1	0	0	0	0	0	0	0	23	28	8	9.8	3	3.7	45.6	52.2
0300	55	1	53	1	0	0	0	0	0	0	0	0	0	17	30.9	12	21.8	5	9.1	46.8	56.9
0400	99	1	82	0	13	0	0	0	0	2	1	0	0	18	18.2	7	7.1	4	4	44.7	51.1
0500	129	2	111	0	9	1	0	0	2	0	4	0	0	24	18.6	10	7.8	4	3.1	45	51.1
0600	227	6	188	0	21	2	0	0	3	2	5	0	0	34	15	18	7.9	7	3.1	43.8	49.7
0700	410	11	358	1	35	2	1	0	0	2	0	0	0	69	16.8	21	5.1	5	1.2	43.1	50.4
0800	777	14	698	2	49	11	1	0	1	0	0	1	0	71	9.1	18	2.3	7	0.9	40	47.5
0900	1046	16	967	12	42	6	3	0	0	0	0	0	0	65	6.2	14	1.3	1	0.1	37.7	45.4
1000	1170	27	1077	7	40	4	7	1	1	2	4	0	0	44	3.8	18	1.5	7	0.6	35.9	43.9
1100	1342	26	1240	14	43	8	8	0	1	2	0	0	0	25	1.9	6	0.4	3	0.2	33.7	42.5
1200	1310	14	1237	11	37	4	6	0	0	0	1	0	0	19	1.5	4	0.3	3	0.2	34.7	42.1
1300	1458	12	1383	15	28	6	11	0	0	0	2	0	1	29	2	9	0.6	7	0.5	32.9	41.4
1400	1418	13	1355	7	29	4	5	1	2	0	2	0	0	11	0.8	4	0.3	1	0.1	32	40.3
1500	1243	18	1170	8	32	9	3	1	0	1	1	0	0	42	3.4	7	0.6	5	0.4	34.2	42.1
1600	1154	16	1098	6	24	6	1	0	1	0	2	0	0	25	2.2	3	0.3	0	0	37.3	43.9
1700	1265	8	1190	6	31	15	8	2	1	1	3	0	0	17	1.3	6	0.5	1	0.1	28.3	39.2
1800	1027	11	988	0	22	4	2	0	0	0	0	0	0	42	4.1	12	1.2	2	0.2	38.8	45.4
1900	840	4	807	6	20	2	0	0	0	0	1	0	0	67	8	16	1.9	3	0.4	40	46.8
2000	642	12	609	4	10	6	0	0	1	0	0	0	0	36	5.6	4	0.6	1	0.2	39.1	46.1
2100	361	5	341	0	12	2	0	0	0	1	0	0	0	31	8.6	10	2.8	3	0.8	41.3	47.5
2200	380	8	357	2	5	5	0	0	1	0	2	0	0	52	13.7	8	2.1	1	0.3	42.4	49.7
2300	424	6	409	0	8	1	0	0	0	0	0	0	0	50	11.8	8	1.9	2	0.5	42.1	48.2
07-19	13620	186	12761	89	412	79	56	5	7	8	15	1	1	459	3.4	122	0.9	42	0.3	34.9	43.6
06-22	15690	213	14706	99	475	91	56	5	11	11	21	1	1	627	4	170	1.1	56	0.4	35.6	44.3
06-00	16494	227	15472	101	488	97	56	5	12	11	23	1	1	729	4.4	186	1.1	59	0.4	35.9	44.3
00-00	17227	238	16133	103	528	106	56	5	14	14	28	1	1	890	5.2	252	1.5	80	0.5	36.3	45

Site D
Location R131, south of JTC Site 4
Direction Northbound/Southbound

7352 / Ringsend
April 2017
Automatic Traffic Count

Saturday, 01 April 2017

Time	Total	Speed Bins (km/h)																											
		0 - 5	5 - 10	10 - 15	15 - 20	20 - 25	25 - 30	30 - 35	35 - 40	40 - 45	45 - 50	50 - 55	55 - 60	60 - 65	65 - 70	70 - 75	75 - 80	80 - 85	85 - 90	90 - 95	95 - 100	100 - 105	105 - 110	110 - 115	115 - 120	120 - 125	125 - 130	130 - 135	135 - 140
0000	224	0	0	0	1	1	3	6	38	66	63	31	12	3	0	0	0	0	0	0	0	0	0	0	0	0	0	0	0
0100	144	0	0	1	0	0	2	8	27	36	37	19	12	2	0	0	0	0	0	0	0	0	0	0	0	0	0	0	0
0200	82	0	0	0	0	1	1	4	13	23	17	15	5	2	1	0	0	0	0	0	0	0	0	0	0	0	0	0	0
0300	55	0	0	0	1	0	0	2	10	12	13	5	7	2	3	0	0	0	0	0	0	0	0	0	0	0	0	0	0
0400	99	0	0	0	1	0	0	6	18	33	23	11	3	1	1	2	0	0	0	0	0	0	0	0	0	0	0	0	0
0500	129	0	0	0	1	0	4	5	12	38	45	14	6	2	1	0	0	0	1	0	0	0	0	0	0	0	0	0	0
0600	227	0	0	0	0	1	6	20	38	65	63	16	11	6	0	0	1	0	0	0	0	0	0	0	0	0	0	0	0
0700	410	0	2	0	3	4	10	34	70	126	92	48	16	2	2	0	1	0	0	0	0	0	0	0	0	0	0	0	0
0800	777	0	0	1	6	14	57	117	176	208	127	53	11	6	1	0	0	0	0	0	0	0	0	0	0	0	0	0	0
0900	1046	0	1	12	15	47	91	174	286	249	106	51	13	0	0	1	0	0	0	0	0	0	0	0	0	0	0	0	0
1000	1170	2	0	9	45	72	142	238	298	222	98	26	11	4	0	0	0	0	0	0	3	0	0	0	0	0	0	0	0
1100	1342	0	2	20	92	129	175	272	326	213	88	19	3	2	0	1	0	0	0	0	0	0	0	0	0	0	0	0	0
1200	1310	0	3	20	56	102	149	265	359	253	84	15	1	1	2	0	0	0	0	0	0	0	0	0	0	0	0	0	0
1300	1458	0	3	45	90	130	248	309	330	210	64	20	2	6	0	0	0	0	0	0	0	0	1	0	0	0	0	0	0
1400	1418	0	2	34	114	148	247	314	312	189	47	7	3	0	0	0	0	1	0	0	0	0	0	0	0	0	0	0	0
1500	1243	2	1	16	59	126	165	253	320	194	65	35	2	1	2	0	2	0	0	0	0	0	0	0	0	0	0	0	0
1600	1154	0	2	2	16	52	100	201	353	289	114	22	3	0	0	0	0	0	0	0	0	0	0	0	0	0	0	0	0
1700	1265	0	8	181	178	132	149	213	234	109	44	11	5	1	0	0	0	0	0	0	0	0	0	0	0	0	0	0	0
1800	1027	0	1	3	10	30	76	147	293	285	140	30	10	1	1	0	0	0	0	0	0	0	0	0	0	0	0	0	0
1900	840	0	0	0	8	15	36	117	239	228	130	51	13	2	1	0	0	0	0	0	0	0	0	0	0	0	0	0	0
2000	642	0	0	0	4	5	34	134	194	147	88	32	3	1	0	0	0	0	0	0	0	0	0	0	0	0	0	0	0
2100	361	0	0	0	1	1	14	39	98	115	62	21	7	3	0	0	0	0	0	0	0	0	0	0	0	0	0	0	0
2200	380	0	0	0	1	3	8	28	97	120	71	44	7	0	0	1	0	0	0	0	0	0	0	0	0	0	0	0	0
2300	424	0	0	0	1	2	7	45	107	118	94	42	6	2	0	0	0	0	0	0	0	0	0	0	0	0	0	0	0
07-19	13620	4	25	343	684	986	1609	2537	3357	2547	1069	337	80	24	8	2	3	1	0	0	3	0	1	0	0	0	0	0	0
06-22	15690	4	25	343	697	1008	1699	2847	3926	3102	1412	457	114	36	9	2	4	1	0	0	3	0	1	0	0	0	0	0	0
06-00	16494	4	25	343	699	1013	1714	2920	4130	3340	1577	543	127	38	9	3	4	1	0	0	3	0	1	0	0	0	0	0	0
00-00	17227	4	25	344	703	1015	1724	2951	4248	3548	1775	638	172	50	15	5	4	1	1	0	3	0	1	0	0	0	0	0	0

Site D
Location R131, south of JTC Site 4
Direction Northbound/Southbound

7352 / Ringsend
April 2017
Automatic Traffic Count

Sunday, 02 April 2017

Time	Total	Classification												>PSL	>PSL%	>SL1	>SL1%	>SL2	>SL2%	Mean	Vpp
		1	2	3	4	5	6	7	8	9	10	11	12	50	50	55	55	60	60		85
		MCL	SV	SVT	TB2	TB3	T4	ART3	ART4	ART5	ART6	BD	DRT			+5kph	+5kph	+10kph	+10kph		
0000	211	1	198	0	10	2	0	0	0	0	0	0	0	35	16.6	10	4.7	5	2.4	44.4	50
0100	145	0	140	0	4	1	0	0	0	0	0	0	0	31	21.4	7	4.8	1	0.7	45.2	51.5
0200	74	2	65	0	7	0	0	0	0	0	0	0	0	27	36.5	9	12.2	2	2.7	46.1	54
0300	49	0	47	0	0	1	0	0	0	1	0	0	0	17	34.7	7	14.3	1	2	47.1	54.4
0400	79	0	74	0	5	0	0	0	0	0	0	0	0	16	20.3	8	10.1	3	3.8	45.7	52.2
0500	86	2	76	0	6	1	0	0	0	0	1	0	0	34	39.5	13	15.1	2	2.3	47.6	54.7
0600	172	2	158	1	10	0	0	0	0	1	0	0	0	36	20.9	11	6.4	3	1.7	43.9	52.2
0700	265	7	235	4	14	1	0	0	2	0	2	0	0	41	15.5	10	3.8	6	2.3	43.5	50
0800	402	12	363	0	22	2	0	0	1	1	1	0	0	59	14.7	22	5.5	6	1.5	43.5	49.7
0900	770	34	708	3	18	1	2	0	0	0	2	0	2	74	9.6	21	2.7	7	0.9	39.9	47.5
1000	1043	47	964	5	21	0	3	1	0	0	1	0	1	43	4.1	10	1	3	0.3	36.9	45
1100	1125	51	1044	8	12	0	3	0	1	0	3	1	2	26	2.3	6	0.5	2	0.2	34.8	42.8
1200	1287	37	1208	10	18	0	8	0	1	1	3	0	1	17	1.3	4	0.3	1	0.1	33.8	42.1
1300	1415	39	1343	10	11	2	5	0	1	0	2	1	1	21	1.5	2	0.1	1	0.1	33.3	41.4
1400	1353	36	1288	4	9	3	8	1	1	0	3	0	0	13	1	4	0.3	1	0.1	33.3	41
1500	1278	36	1202	9	20	3	6	0	0	0	1	1	0	30	2.3	8	0.6	3	0.2	34.9	42.5
1600	1240	39	1159	12	14	9	6	0	0	0	1	0	0	25	2	9	0.7	5	0.4	34.9	42.1
1700	1216	19	1169	7	12	1	5	0	0	0	2	0	1	22	1.8	4	0.3	1	0.1	35.4	42.5
1800	1088	24	1028	5	18	4	3	0	1	2	2	0	1	27	2.5	15	1.4	3	0.3	35.4	42.8
1900	960	12	915	9	16	5	2	0	0	0	1	0	0	20	2.1	3	0.3	1	0.1	37.3	43.2
2000	692	7	665	3	9	6	0	0	0	1	1	0	0	28	4	7	1	1	0.1	39.3	45.7
2100	489	13	471	1	1	2	0	0	1	0	0	0	0	21	4.3	5	1	0	0	41	46.1
2200	304	2	291	0	5	2	0	0	2	1	1	0	0	38	12.5	12	3.9	1	0.3	42.7	48.6
2300	171	3	163	0	4	0	0	0	1	0	0	0	0	33	19.3	13	7.6	7	4.1	45.2	51.1
07-19	12482	381	11711	77	189	26	49	2	8	4	23	3	9	398	3.2	115	0.9	39	0.3	35.5	43.6
06-22	14795	415	13920	91	225	39	51	2	9	6	25	3	9	503	3.4	141	1	44	0.3	36	43.9
06-00	15270	420	14374	91	234	41	51	2	12	7	26	3	9	574	3.8	166	1.1	52	0.3	36.3	44.3
00-00	15914	425	14974	91	266	46	51	2	12	8	27	3	9	734	4.6	220	1.4	66	0.4	36.6	44.6

Site D
Location R131, south of JTC Site 4
Direction Northbound/Southbound

7352 / Ringsend
April 2017
Automatic Traffic Count

Sunday, 02 April 2017

Time	Total	Speed Bins (km/h)																												
		0 - 5	5 - 10	10 - 15	15 - 20	20 - 25	25 - 30	30 - 35	35 - 40	40 - 45	45 - 50	50 - 55	55 - 60	60 - 65	65 - 70	70 - 75	75 - 80	80 - 85	85 - 90	90 - 95	95 - 100	100 - 105	105 - 110	110 - 115	115 - 120	120 - 125	125 - 130	130 - 135	135 - 140
0000	211	0	0	0	0	1	3	11	33	72	56	25	5	4	0	1	0	0	0	0	0	0	0	0	0	0	0	0	0
0100	145	0	0	0	0	0	3	4	27	36	44	24	6	1	0	0	0	0	0	0	0	0	0	0	0	0	0	0	0
0200	74	0	0	0	0	3	0	3	8	14	19	18	7	2	0	0	0	0	0	0	0	0	0	0	0	0	0	0	0
0300	49	0	0	0	0	0	1	1	5	13	12	10	6	1	0	0	0	0	0	0	0	0	0	0	0	0	0	0	0
0400	79	0	0	0	0	1	1	1	8	33	19	8	5	2	0	1	0	0	0	0	0	0	0	0	0	0	0	0	0
0500	86	0	0	0	1	0	0	1	11	21	18	21	11	1	0	0	0	1	0	0	0	0	0	0	0	0	0	0	0
0600	172	0	0	0	0	3	5	18	21	44	45	25	8	2	1	0	0	0	0	0	0	0	0	0	0	0	0	0	0
0700	265	0	0	0	0	4	5	16	47	96	56	31	4	4	1	1	0	0	0	0	0	0	0	0	0	0	0	0	0
0800	402	0	0	1	1	5	6	16	88	126	100	37	16	2	3	1	0	0	0	0	0	0	0	0	0	0	0	0	0
0900	770	0	3	4	14	25	50	82	170	234	114	53	14	2	2	0	0	3	0	0	0	0	0	0	0	0	0	0	0
1000	1043	0	0	10	43	51	99	175	274	232	116	33	7	3	0	0	0	0	0	0	0	0	0	0	0	0	0	0	0
1100	1125	0	3	13	61	82	136	210	314	202	78	20	4	0	1	0	0	1	0	0	0	0	0	0	0	0	0	0	0
1200	1287	0	3	22	61	119	180	303	297	199	86	13	3	1	0	0	0	0	0	0	0	0	0	0	0	0	0	0	0
1300	1415	0	3	29	74	129	214	339	327	202	77	19	1	1	0	0	0	0	0	0	0	0	0	0	0	0	0	0	0
1400	1353	2	1	27	88	90	186	360	321	200	65	9	3	0	0	1	0	0	0	0	0	0	0	0	0	0	0	0	0
1500	1278	0	2	19	40	91	142	321	330	225	78	22	5	2	0	1	0	0	0	0	0	0	0	0	0	0	0	0	0
1600	1240	1	1	14	35	98	154	273	346	211	82	16	4	0	5	0	0	0	0	0	0	0	0	0	0	0	0	0	0
1700	1216	0	0	11	37	85	145	231	355	248	82	18	3	1	0	0	0	0	0	0	0	0	0	0	0	0	0	0	0
1800	1088	1	2	9	30	81	120	225	324	193	76	12	12	1	1	1	0	0	0	0	0	0	0	0	0	0	0	0	0
1900	960	0	1	3	16	21	64	197	342	218	78	17	2	0	0	1	0	0	0	0	0	0	0	0	0	0	0	0	0
2000	692	0	0	3	7	5	24	114	225	193	93	21	6	1	0	0	0	0	0	0	0	0	0	0	0	0	0	0	0
2100	489	0	0	0	1	3	11	42	143	186	82	16	5	0	0	0	0	0	0	0	0	0	0	0	0	0	0	0	0
2200	304	0	0	0	0	4	2	19	77	99	65	26	11	1	0	0	0	0	0	0	0	0	0	0	0	0	0	0	0
2300	171	0	0	0	0	1	1	5	30	55	46	20	6	6	1	0	0	0	0	0	0	0	0	0	0	0	0	0	0
07-19	12482	4	18	159	484	860	1437	2551	3193	2368	1010	283	76	17	13	5	0	4	0	0	0	0	0	0	0	0	0	0	0
06-22	14795	4	19	165	508	892	1541	2922	3924	3009	1308	362	97	20	14	6	0	4	0	0	0	0	0	0	0	0	0	0	0
06-00	15270	4	19	165	508	897	1544	2946	4031	3163	1419	408	114	27	15	6	0	4	0	0	0	0	0	0	0	0	0	0	0
00-00	15914	4	19	165	509	902	1552	2967	4123	3352	1587	514	154	38	15	8	0	5	0	0	0	0	0	0	0	0	0	0	0

Site D
Location R131, south of JTC Site 4
Direction Northbound/Southbound

7352 / Ringsend
April 2017
Automatic Traffic Count

Monday, 03 April 2017

Time	Total	Classification												>PSL	>PSL%	>SL1	>SL1%	>SL2	>SL2%	Mean	Vpp
		1	2	3	4	5	6	7	8	9	10	11	12	50	50	55	55	60	60		85
		MCL	SV	SVT	TB2	TB3	T4	ART3	ART4	ART5	ART6	BD	DRT			+5kph	+5kph	+10kph	+10kph		
0000	133	4	120	0	6	1	0	1	0	0	1	0	0	29	21.8	11	8.3	3	2.3	45.2	51.1
0100	42	1	39	0	1	0	0	0	1	0	0	0	0	13	31	8	19	3	7.1	47.6	55.1
0200	17	0	14	0	1	0	0	0	0	1	1	0	0	5	29.4	0	0	0	0	44.3	52.6
0300	22	0	16	0	5	0	0	0	1	0	0	0	0	7	31.8	4	18.2	1	4.5	47	56.9
0400	105	0	95	2	5	1	0	0	0	0	2	0	0	16	15.2	8	7.6	5	4.8	44.9	49.7
0500	236	8	206	0	13	3	0	0	2	2	2	0	0	47	19.9	23	9.7	12	5.1	44.8	51.5
0600	698	26	620	2	33	4	1	0	2	5	4	1	0	60	8.6	26	3.7	6	0.9	40	46.8
0700	1721	42	1558	10	72	16	8	1	4	2	7	1	0	37	2.1	15	0.9	11	0.6	33.7	42.1
0800	1667	76	1489	25	52	5	12	1	2	2	3	0	0	12	0.7	5	0.3	1	0.1	27.5	37.4
0900	1361	49	1217	14	62	8	5	1	3	1	1	0	0	29	2.1	5	0.4	2	0.1	33.6	42.8
1000	976	16	864	10	66	9	6	0	3	0	2	0	0	49	5	9	0.9	2	0.2	37.3	44.6
1100	926	15	822	9	63	9	4	0	1	2	1	0	0	43	4.6	6	0.6	0	0	36.7	44.3
1200	1009	18	900	6	62	14	4	1	1	3	0	0	0	39	3.9	8	0.8	3	0.3	37.4	44.6
1300	1053	22	958	5	49	8	5	1	2	1	2	0	0	27	2.6	10	0.9	5	0.5	35.5	43.2
1400	1050	22	937	6	61	11	11	0	0	0	2	0	0	28	2.7	13	1.2	6	0.6	35.8	42.8
1500	1195	21	1086	9	62	3	4	1	3	2	3	0	1	27	2.3	6	0.5	2	0.2	35.2	42.8
1600	1330	35	1206	9	60	7	7	0	1	0	4	0	1	35	2.6	6	0.5	3	0.2	33.3	41.8
1700	1291	100	1113	14	35	8	14	1	0	2	2	0	2	36	2.8	9	0.7	2	0.2	34.7	42.8
1800	1272	77	1133	16	28	7	6	1	0	0	4	0	0	33	2.6	7	0.6	2	0.2	36	42.8
1900	1160	42	1087	5	13	3	3	0	1	0	4	1	1	34	2.9	8	0.7	3	0.3	35.4	43.2
2000	774	24	721	6	14	2	0	0	1	3	3	0	0	44	5.7	9	1.2	0	0	38.3	45.7
2100	573	18	542	1	6	3	0	0	0	1	2	0	0	42	7.3	11	1.9	1	0.2	40	46.8
2200	596	11	557	0	16	5	3	0	2	0	2	0	0	56	9.4	11	1.8	3	0.5	41.4	47.5
2300	188	5	171	0	7	2	0	0	1	1	1	0	0	44	23.4	12	6.4	3	1.6	44.4	50.8
07-19	14851	493	13283	133	672	105	86	8	20	15	31	1	4	395	2.7	99	0.7	39	0.3	34.3	42.8
06-22	18056	603	16253	147	738	117	90	8	24	24	44	3	5	575	3.2	153	0.8	49	0.3	34.9	43.2
06-00	18840	619	16981	147	761	124	93	8	27	25	47	3	5	675	3.6	176	0.9	55	0.3	35.2	43.6
00-00	19395	632	17471	149	792	129	93	9	31	28	53	3	5	792	4.1	230	1.2	79	0.4	35.5	43.9

Site D
Location R131, south of JTC Site 4
Direction Northbound/Southbound

7352 / Ringsend
April 2017
Automatic Traffic Count

Monday, 03 April 2017

Time	Total	Speed Bins (km/h)																											
		0 - 5	5 - 10	10 - 15	15 - 20	20 - 25	25 - 30	30 - 35	35 - 40	40 - 45	45 - 50	50 - 55	55 - 60	60 - 65	65 - 70	70 - 75	75 - 80	80 - 85	85 - 90	90 - 95	95 - 100	100 - 105	105 - 110	110 - 115	115 - 120	120 - 125	125 - 130	130 - 135	135 - 140
0000	133	0	0	0	0	0	1	9	21	31	42	18	8	3	0	0	0	0	0	0	0	0	0	0	0	0	0	0	0
0100	42	0	0	0	0	0	0	0	4	12	13	5	5	2	1	0	0	0	0	0	0	0	0	0	0	0	0	0	0
0200	17	0	0	0	0	0	1	2	3	1	5	5	0	0	0	0	0	0	0	0	0	0	0	0	0	0	0	0	0
0300	22	0	0	0	0	0	1	0	2	7	5	3	3	1	0	0	0	0	0	0	0	0	0	0	0	0	0	0	0
0400	105	0	0	0	0	0	0	3	16	46	24	8	3	5	0	0	0	0	0	0	0	0	0	0	0	0	0	0	0
0500	236	0	0	0	2	3	4	16	35	60	69	24	11	7	3	1	0	0	0	1	0	0	0	0	0	0	0	0	0
0600	698	0	0	4	6	13	59	81	156	217	102	34	20	4	1	1	0	0	0	0	0	0	0	0	0	0	0	0	0
0700	1721	3	1	27	95	156	304	346	386	267	99	22	4	2	3	2	1	0	0	0	0	0	3	0	0	0	0	0	0
0800	1667	1	11	150	278	256	270	302	242	121	24	7	4	1	0	0	0	0	0	0	0	0	0	0	0	0	0	0	0
0900	1361	0	2	25	98	128	201	256	293	230	99	24	3	2	0	0	0	0	0	0	0	0	0	0	0	0	0	0	0
1000	976	0	2	10	22	44	74	179	262	243	91	40	7	1	0	1	0	0	0	0	0	0	0	0	0	0	0	0	0
1100	926	0	2	2	23	43	103	192	248	180	90	37	6	0	0	0	0	0	0	0	0	0	0	0	0	0	0	0	0
1200	1009	0	0	3	27	35	104	171	287	235	108	31	5	2	0	1	0	0	0	0	0	0	0	0	0	0	0	0	0
1300	1053	1	1	10	23	88	134	206	264	212	87	17	5	3	1	0	0	1	0	0	0	0	0	0	0	0	0	0	0
1400	1050	0	8	19	25	48	99	219	316	214	74	15	7	4	1	0	1	0	0	0	0	0	0	0	0	0	0	0	0
1500	1195	0	1	18	36	112	138	224	313	237	89	21	4	1	0	1	0	0	0	0	0	0	0	0	0	0	0	0	0
1600	1330	0	0	29	96	153	161	275	309	198	74	29	3	3	0	0	0	0	0	0	0	0	0	0	0	0	0	0	0
1700	1291	0	1	12	60	106	192	257	296	237	94	27	7	2	0	0	0	0	0	0	0	0	0	0	0	0	0	0	0
1800	1272	0	1	8	30	91	132	230	375	282	90	26	5	0	2	0	0	0	0	0	0	0	0	0	0	0	0	0	0
1900	1160	0	1	7	40	85	146	230	310	217	90	26	5	2	1	0	0	0	0	0	0	0	0	0	0	0	0	0	0
2000	774	0	0	3	8	25	47	158	222	178	89	35	9	0	0	0	0	0	0	0	0	0	0	0	0	0	0	0	0
2100	573	0	0	0	5	8	37	81	143	160	97	31	10	1	0	0	0	0	0	0	0	0	0	0	0	0	0	0	0
2200	596	0	0	1	4	8	9	51	161	203	103	45	8	3	0	0	0	0	0	0	0	0	0	0	0	0	0	0	0
2300	188	0	0	1	0	2	3	8	37	46	47	32	9	2	1	0	0	0	0	0	0	0	0	0	0	0	0	0	0
07-19	14851	5	30	313	813	1260	1912	2857	3591	2656	1019	296	60	21	7	5	2	1	0	0	0	0	3	0	0	0	0	0	0
06-22	18056	5	31	327	872	1391	2201	3407	4422	3428	1397	422	104	28	9	6	2	1	0	0	0	0	3	0	0	0	0	0	0
06-00	18840	5	31	329	876	1401	2213	3466	4620	3677	1547	499	121	33	10	6	2	1	0	0	0	0	3	0	0	0	0	0	0
00-00	19395	5	31	329	878	1404	2220	3496	4701	3834	1705	562	151	51	14	7	2	1	0	1	0	0	3	0	0	0	0	0	0

Site D
Location R131, south of JTC Site 4
Direction Northbound/Southbound

7352 / Ringsend
April 2017
Automatic Traffic Count

Tuesday, 04 April 2017

Time	Total	Classification												>PSL	>PSL%	>SL1	>SL1%	>SL2	>SL2%	Mean	Vpp
		1	2	3	4	5	6	7	8	9	10	11	12	50	50	55	55	60	60		85
		MCL	SV	SVT	TB2	TB3	T4	ART3	ART4	ART5	ART6	BD	DRT			+5kph	+5kph	+10kph	+10kph		
0000	112	2	99	0	9	0	0	0	1	0	1	0	0	28	25	6	5.4	2	1.8	45.7	51.1
0100	61	1	53	0	3	2	0	0	2	0	0	0	0	23	37.7	13	21.3	2	3.3	48.5	55.8
0200	23	1	17	0	3	0	0	0	0	1	1	0	0	7	30.4	7	30.4	3	13	47	58
0300	32	2	22	0	6	0	0	0	0	1	1	0	0	13	40.6	5	15.6	4	12.5	48	54.7
0400	97	1	83	0	8	0	0	0	3	1	1	0	0	23	23.7	13	13.4	5	5.2	46.3	53.3
0500	237	5	218	0	6	1	0	0	1	4	1	0	1	37	15.6	14	5.9	13	5.5	44.6	49.7
0600	771	21	691	2	33	10	2	0	2	1	8	1	0	59	7.7	26	3.4	8	1	40.5	46.8
0700	1810	51	1654	14	61	10	10	1	1	4	3	1	0	25	1.4	5	0.3	2	0.1	32.9	40.7
0800	1697	84	1492	15	56	13	24	2	1	4	6	0	0	15	0.9	7	0.4	2	0.1	28.4	38.2
0900	1481	45	1326	10	78	5	11	0	2	1	2	0	1	39	2.6	11	0.7	6	0.4	33.7	41.8
1000	1158	20	1018	6	89	3	11	2	2	2	5	0	0	40	3.5	12	1	1	0.1	37	44.3
1100	992	24	871	2	82	4	7	0	1	0	1	0	0	43	4.3	13	1.3	4	0.4	37.9	45
1200	1103	16	964	5	94	7	12	0	2	3	0	0	0	36	3.3	10	0.9	1	0.1	36.6	43.9
1300	1093	23	976	10	69	3	3	2	3	0	4	0	0	48	4.4	15	1.4	4	0.4	35.6	43.9
1400	1132	19	1022	10	71	3	5	0	0	0	2	0	0	36	3.2	6	0.5	3	0.3	34.5	43.6
1500	1207	24	1094	7	68	6	4	0	2	0	2	0	0	49	4.1	15	1.2	1	0.1	35.5	43.6
1600	1401	47	1256	14	70	5	4	0	2	1	2	0	0	46	3.3	12	0.9	4	0.3	34.2	42.8
1700	1285	103	1113	12	29	11	8	2	2	0	3	1	1	61	4.7	21	1.6	7	0.5	36.8	44.3
1800	1318	69	1192	16	25	5	6	0	0	0	4	0	1	27	2	7	0.5	5	0.4	34.9	42.8
1900	1241	53	1135	11	21	11	6	0	0	1	2	0	1	40	3.2	13	1	8	0.6	34.9	43.6
2000	791	36	723	3	21	4	2	0	0	2	0	0	0	43	5.4	17	2.1	3	0.4	38.6	44.6
2100	620	20	573	5	10	4	2	0	0	3	3	0	0	42	6.8	15	2.4	3	0.5	40.5	46.4
2200	409	23	368	1	9	4	0	0	3	0	1	0	0	41	10	6	1.5	1	0.2	41.5	47.9
2300	237	8	218	2	7	1	0	0	0	1	0	0	0	41	17.3	15	6.3	8	3.4	44.1	50.8
07-19	15677	525	13978	121	792	75	105	9	18	15	34	2	3	465	3	134	0.9	40	0.3	34.5	42.8
06-22	19100	655	17100	142	877	104	117	9	20	22	47	3	4	649	3.4	205	1.1	62	0.3	35.1	43.6
06-00	19746	686	17686	145	893	109	117	9	23	23	48	3	4	731	3.7	226	1.1	71	0.4	35.3	43.6
00-00	20308	698	18178	145	928	112	117	9	30	30	53	3	5	862	4.2	284	1.4	100	0.5	35.6	43.9

Site D
Location R131, south of JTC Site 4
Direction Northbound/Southbound

7352 / Ringsend
April 2017
Automatic Traffic Count

Tuesday, 04 April 2017

Time	Total	Speed Bins (km/h)																												
		0 - 5	5 - 10	10 - 15	15 - 20	20 - 25	25 - 30	30 - 35	35 - 40	40 - 45	45 - 50	50 - 55	55 - 60	60 - 65	65 - 70	70 - 75	75 - 80	80 - 85	85 - 90	90 - 95	95 - 100	100 - 105	105 - 110	110 - 115	115 - 120	120 - 125	125 - 130	130 - 135	135 - 140
0000	112	0	0	0	0	0	5	6	5	27	41	22	4	2	0	0	0	0	0	0	0	0	0	0	0	0	0	0	0	0
0100	61	0	0	0	0	0	0	1	5	12	20	10	11	1	1	0	0	0	0	0	0	0	0	0	0	0	0	0	0	0
0200	23	0	0	0	0	0	0	1	4	10	1	0	4	3	0	0	0	0	0	0	0	0	0	0	0	0	0	0	0	0
0300	32	0	0	0	0	0	1	2	1	8	7	8	1	3	0	0	1	0	0	0	0	0	0	0	0	0	0	0	0	0
0400	97	0	0	0	0	0	0	2	14	32	26	10	8	2	2	1	0	0	0	0	0	0	0	0	0	0	0	0	0	0
0500	237	0	0	0	0	0	10	12	27	78	73	23	1	8	2	3	0	0	0	0	0	0	0	0	0	0	0	0	0	0
0600	771	0	0	0	1	14	35	121	189	230	122	33	18	2	4	1	1	0	0	0	0	0	0	0	0	0	0	0	0	0
0700	1810	2	0	13	104	204	316	424	421	232	69	20	3	1	0	0	1	0	0	0	0	0	0	0	0	0	0	0	0	0
0800	1697	2	18	148	204	251	288	335	287	111	38	8	5	2	0	0	0	0	0	0	0	0	0	0	0	0	0	0	0	0
0900	1481	2	0	17	70	198	202	282	353	233	85	28	5	3	1	1	0	0	1	0	0	0	0	0	0	0	0	0	0	0
1000	1158	2	0	4	17	51	125	239	307	265	108	28	11	1	0	0	0	0	0	0	0	0	0	0	0	0	0	0	0	0
1100	992	0	1	15	17	45	58	153	275	275	110	30	9	3	1	0	0	0	0	0	0	0	0	0	0	0	0	0	0	0
1200	1103	0	1	13	41	59	106	166	290	291	100	26	9	1	0	0	0	0	0	0	0	0	0	0	0	0	0	0	0	0
1300	1093	0	1	18	52	72	114	223	280	192	93	33	11	1	1	0	0	2	0	0	0	0	0	0	0	0	0	0	0	0
1400	1132	0	2	17	74	98	132	226	265	200	82	30	3	2	1	0	0	0	0	0	0	0	0	0	0	0	0	0	0	0
1500	1207	0	2	17	60	82	111	243	335	205	103	34	14	1	0	0	0	0	0	0	0	0	0	0	0	0	0	0	0	0
1600	1401	0	5	18	72	112	217	317	323	203	88	34	8	3	1	0	0	0	0	0	0	0	0	0	0	0	0	0	0	0
1700	1285	0	5	4	42	67	136	209	384	260	117	40	14	1	1	3	2	0	0	0	0	0	0	0	0	0	0	0	0	0
1800	1318	0	1	11	35	106	195	280	356	211	96	20	2	3	1	1	0	0	0	0	0	0	0	0	0	0	0	0	0	0
1900	1241	0	1	12	49	115	167	255	293	205	104	27	5	5	2	0	0	0	0	0	0	1	0	0	0	0	0	0	0	0
2000	791	0	0	3	8	16	44	159	241	202	75	26	14	2	0	0	1	0	0	0	0	0	0	0	0	0	0	0	0	0
2100	620	0	0	1	3	19	9	67	178	203	98	27	12	2	1	0	0	0	0	0	0	0	0	0	0	0	0	0	0	0
2200	409	0	2	0	4	1	13	38	97	137	76	35	5	0	1	0	0	0	0	0	0	0	0	0	0	0	0	0	0	0
2300	237	0	0	0	1	3	3	8	53	79	49	26	7	7	0	0	0	1	0	0	0	0	0	0	0	0	0	0	0	0
07-19	15677	8	36	295	788	1345	2000	3097	3876	2678	1089	331	94	22	7	5	3	2	1	0	0	0	0	0	0	0	0	0	0	0
06-22	19100	8	37	311	849	1509	2255	3699	4777	3518	1488	444	143	33	14	6	5	2	1	0	0	1	0	0	0	0	0	0	0	0
06-00	19746	8	39	311	854	1513	2271	3745	4927	3734	1613	505	155	40	15	6	5	3	1	0	0	1	0	0	0	0	0	0	0	0
00-00	20308	8	39	311	854	1513	2287	3769	4983	3901	1781	578	184	59	20	10	6	3	1	0	0	1	0	0	0	0	0	0	0	0

Site D
Location R131, south of JTC Site 4
Direction Northbound/Southbound

7352 / Ringsend
April 2017
Automatic Traffic Count

Wednesday, 05 April 2017

Time	Total	Classification												>PSL	>PSL%	>SL1	>SL1%	>SL2	>SL2%	Mean	Vpp
		1	2	3	4	5	6	7	8	9	10	11	12	50	50	55	55	60	60		85
		MCL	SV	SVT	TB2	TB3	T4	ART3	ART4	ART5	ART6	BD	DRT			+5kph	+5kph	+10kph	+10kph		
0000	98	4	89	0	3	1	0	0	0	1	0	0	0	31	31.6	14	14.3	7	7.1	46.6	54
0100	38	1	29	0	6	0	1	0	0	1	0	0	0	12	31.6	6	15.8	1	2.6	47.4	54.7
0200	12	0	11	0	1	0	0	0	0	0	0	0	0	2	16.7	1	8.3	1	8.3	43.9	49.7
0300	39	4	27	0	5	0	0	0	2	0	1	0	0	13	33.3	7	17.9	2	5.1	44.4	54.7
0400	118	1	103	0	11	0	0	0	1	2	0	0	0	25	21.2	6	5.1	4	3.4	45.6	50.8
0500	212	7	180	1	15	1	3	0	0	2	2	0	1	43	20.3	14	6.6	7	3.3	44.2	51.5
0600	730	22	643	7	30	7	4	0	0	6	7	1	3	53	7.3	20	2.7	4	0.5	38.7	46.8
0700	1720	49	1544	23	67	19	9	1	1	2	5	0	0	34	2	12	0.7	3	0.2	32.5	41.4
0800	1633	80	1454	14	46	16	12	0	1	0	7	2	1	17	1	6	0.4	1	0.1	29.3	38.9
0900	1445	38	1316	12	56	10	9	0	1	0	3	0	0	34	2.4	8	0.6	3	0.2	35.5	43.2
1000	1132	21	1009	8	72	11	7	0	1	0	2	0	1	52	4.6	18	1.6	10	0.9	36.4	44.3
1100	1025	17	901	4	89	4	4	0	3	0	3	0	0	42	4.1	15	1.5	6	0.6	37.1	43.9
1200	1106	28	987	15	63	4	2	0	3	3	1	0	0	28	2.5	9	0.8	4	0.4	34.9	43.2
1300	1222	25	1095	7	72	6	3	2	3	2	4	0	3	27	2.2	4	0.3	1	0.1	34.9	43.2
1400	1198	14	1091	7	62	11	10	0	1	1	1	0	0	32	2.7	11	0.9	1	0.1	34.5	42.5
1500	1257	30	1123	9	80	4	7	0	0	0	4	0	0	36	2.9	9	0.7	4	0.3	35.8	43.6
1600	1323	54	1182	10	55	13	5	2	1	1	0	0	0	33	2.5	15	1.1	5	0.4	32.3	42.5
1700	1181	85	1045	7	22	10	8	0	1	1	2	0	0	38	3.2	13	1.1	8	0.7	32	42.5
1800	1364	89	1216	15	27	5	8	1	2	1	0	0	0	29	2.1	6	0.4	3	0.2	32.9	42.1
1900	1165	46	1080	5	19	6	5	0	1	0	2	1	0	29	2.5	8	0.7	2	0.2	35.3	42.8
2000	899	31	836	6	16	8	1	0	0	0	1	0	0	34	3.8	6	0.7	0	0	37.6	44.6
2100	659	10	633	4	8	1	1	0	0	2	0	0	0	38	5.8	10	1.5	2	0.3	39.9	46.1
2200	454	17	424	3	2	6	1	0	1	0	0	0	0	59	13	15	3.3	3	0.7	43.2	49.3
2300	265	6	249	1	6	2	0	0	1	0	0	0	0	59	22.3	24	9.1	5	1.9	44.2	52.2
07-19	15606	530	13963	131	711	113	84	6	18	11	32	2	5	402	2.6	126	0.8	49	0.3	33.8	42.8
06-22	19059	639	17155	153	784	135	95	6	19	19	42	4	8	556	2.9	170	0.9	57	0.3	34.5	43.2
06-00	19778	662	17828	157	792	143	96	6	21	19	42	4	8	674	3.4	209	1.1	65	0.3	34.8	43.6
00-00	20295	679	18267	158	833	145	100	6	24	25	45	4	9	800	3.9	257	1.3	87	0.4	35.1	43.9

Site D
Location R131, south of JTC Site 4
Direction Northbound/Southbound

7352 / Ringsend
April 2017
Automatic Traffic Count

Wednesday, 05 April 2017

Time	Total	Speed Bins (km/h)																												
		0 - 5	5 - 10	10 - 15	15 - 20	20 - 25	25 - 30	30 - 35	35 - 40	40 - 45	45 - 50	50 - 55	55 - 60	60 - 65	65 - 70	70 - 75	75 - 80	80 - 85	85 - 90	90 - 95	95 - 100	100 - 105	105 - 110	110 - 115	115 - 120	120 - 125	125 - 130	130 - 135	135 - 140
0000	98	0	0	0	0	4	1	2	6	32	22	17	7	5	1	1	0	0	0	0	0	0	0	0	0	0	0	0	0	0
0100	38	0	0	0	1	0	0	1	4	7	13	6	5	0	0	1	0	0	0	0	0	0	0	0	0	0	0	0	0	0
0200	12	0	0	0	0	0	0	1	4	3	2	1	0	1	0	0	0	0	0	0	0	0	0	0	0	0	0	0	0	0
0300	39	0	0	0	3	0	1	1	8	8	5	6	5	1	0	0	1	0	0	0	0	0	0	0	0	0	0	0	0	0
0400	118	0	0	0	0	0	1	3	13	43	33	19	2	3	1	0	0	0	0	0	0	0	0	0	0	0	0	0	0	0
0500	212	0	0	0	2	3	7	5	41	53	58	29	7	4	2	1	0	0	0	0	0	0	0	0	0	0	0	0	0	0
0600	730	0	0	2	9	41	79	83	168	183	112	33	16	3	1	0	0	0	0	0	0	0	0	0	0	0	0	0	0	0
0700	1720	1	4	37	147	201	251	328	374	271	72	22	9	2	1	0	0	0	0	0	0	0	0	0	0	0	0	0	0	0
0800	1633	2	8	101	179	304	253	275	318	139	37	11	5	0	0	0	0	1	0	0	0	0	0	0	0	0	0	0	0	0
0900	1445	1	2	14	49	97	158	304	377	305	104	26	5	3	0	0	0	0	0	0	0	0	0	0	0	0	0	0	0	0
1000	1132	0	1	8	43	86	117	186	298	241	100	34	8	5	3	0	2	0	0	0	0	0	0	0	0	0	0	0	0	0
1100	1025	0	1	2	19	45	114	191	292	224	95	27	9	4	0	0	0	0	0	0	1	0	0	0	1	0	0	0	0	0
1200	1106	0	0	7	63	106	120	221	281	187	93	19	5	3	1	0	0	0	0	0	0	0	0	0	0	0	0	0	0	0
1300	1222	0	0	13	74	97	141	226	315	254	75	23	3	1	0	0	0	0	0	0	0	0	0	0	0	0	0	0	0	0
1400	1198	0	1	17	55	98	170	244	309	200	72	21	10	0	1	0	0	0	0	0	0	0	0	0	0	0	0	0	0	0
1500	1257	1	1	7	39	88	145	246	342	241	111	27	5	2	1	0	0	0	0	0	0	0	0	0	0	0	1	0	0	0
1600	1323	1	6	68	105	155	169	233	274	196	83	18	10	5	0	0	0	0	0	0	0	0	0	0	0	0	0	0	0	0
1700	1181	1	13	64	110	139	163	185	228	157	83	25	5	4	1	3	0	0	0	0	0	0	0	0	0	0	0	0	0	0
1800	1364	0	1	20	116	168	196	262	263	238	71	23	3	2	1	0	0	0	0	0	0	0	0	0	0	0	0	0	0	0
1900	1165	1	0	4	40	94	125	273	311	195	93	21	6	2	0	0	0	0	0	0	0	0	0	0	0	0	0	0	0	0
2000	899	0	1	4	11	39	75	171	246	220	98	28	6	0	0	0	0	0	0	0	0	0	0	0	0	0	0	0	0	0
2100	659	0	0	0	0	17	18	93	218	185	90	28	8	1	1	0	0	0	0	0	0	0	0	0	0	0	0	0	0	0
2200	454	0	0	0	2	5	5	22	84	176	101	44	12	3	0	0	0	0	0	0	0	0	0	0	0	0	0	0	0	0
2300	265	0	0	0	0	1	3	23	55	76	48	35	19	2	2	1	0	0	0	0	0	0	0	0	0	0	0	0	0	0
07-19	15606	7	38	358	999	1584	1997	2901	3671	2653	996	276	77	31	9	3	2	1	0	0	1	0	0	0	1	0	1	0	0
06-22	19059	8	39	368	1059	1775	2294	3521	4614	3436	1389	386	113	37	11	3	2	1	0	0	1	0	0	0	1	0	1	0	0
06-00	19778	8	39	368	1061	1781	2302	3566	4753	3688	1538	465	144	42	13	4	2	1	0	0	1	0	0	0	1	0	1	0	0
00-00	20295	8	39	368	1067	1788	2312	3579	4829	3834	1671	543	170	56	17	7	3	1	0	0	1	0	0	0	1	0	1	0	0

Site D
Location R131, south of JTC Site 4
Direction Northbound/Southbound

7352 / Ringsend
April 2017
Automatic Traffic Count

Thursday, 06 April 2017

Time	Total	Classification												>PSL	>PSL%	>SL1	>SL1%	>SL2	>SL2%	Mean	Vpp
		1	2	3	4	5	6	7	8	9	10	11	12	50	50	55	55	60	60		85
		MCL	SV	SVT	TB2	TB3	T4	ART3	ART4	ART5	ART6	BD	DRT			+5kph	+5kph	+10kph	+10kph		
0000	115	2	108	0	5	0	0	0	0	0	0	0	0	27	23.5	8	7	3	2.6	45.4	51.5
0100	44	0	43	0	0	1	0	0	0	0	0	0	0	17	38.6	12	27.3	7	15.9	49.8	59.4
0200	36	1	33	0	1	0	0	0	0	0	1	0	0	13	36.1	8	22.2	2	5.6	47.2	55.1
0300	47	1	41	0	4	0	0	0	1	0	0	0	0	15	31.9	5	10.6	3	6.4	48.2	54.4
0400	121	1	106	0	11	1	0	0	0	1	1	0	0	29	24	16	13.2	7	5.8	45.2	53.3
0500	237	5	212	0	14	1	0	0	1	3	1	0	0	48	20.3	15	6.3	3	1.3	44.7	50.8
0600	718	15	641	2	30	13	4	0	1	4	7	0	1	60	8.4	20	2.8	9	1.3	40	46.8
0700	1661	46	1494	20	68	12	8	3	1	3	4	2	0	30	1.8	8	0.5	6	0.4	33.9	42.1
0800	1665	67	1509	16	37	11	14	1	4	2	3	1	0	10	0.6	4	0.2	4	0.2	28.5	38.5
0900	1366	51	1215	12	65	11	5	0	3	2	2	0	0	40	2.9	9	0.7	3	0.2	35.2	43.6
1000	1195	22	1052	12	86	11	7	0	1	1	3	0	0	32	2.7	9	0.8	0	0	36	43.9
1100	1019	18	894	6	86	3	7	0	3	0	2	0	0	42	4.1	8	0.8	2	0.2	36.6	44.3
1200	1157	22	1000	14	96	10	10	0	1	1	3	0	0	37	3.2	11	1	3	0.3	35.7	43.2
1300	1165	25	1041	7	77	3	4	2	3	0	3	0	0	25	2.1	9	0.8	5	0.4	35.5	42.8
1400	1151	21	1048	9	52	6	6	3	1	1	3	1	0	20	1.7	5	0.4	2	0.2	33.7	42.5
1500	1210	22	1079	7	77	3	13	0	5	1	1	1	1	37	3.1	7	0.6	2	0.2	35.2	43.2
1600	1339	39	1228	11	41	6	7	0	2	2	1	2	0	17	1.3	8	0.6	4	0.3	30.8	41
1700	1206	96	1056	8	31	8	3	1	0	0	1	0	2	34	2.8	18	1.5	9	0.7	34.3	42.8
1800	1247	85	1106	11	28	7	8	0	0	0	1	0	1	22	1.8	4	0.3	0	0	34.8	42.1
1900	1223	53	1116	10	28	8	0	1	1	1	5	0	0	32	2.6	12	1	7	0.6	34.3	43.2
2000	815	32	744	4	23	6	3	0	0	1	1	1	0	57	7	18	2.2	4	0.5	38.7	45.7
2100	654	15	612	4	12	6	3	0	0	0	2	0	0	39	6	11	1.7	3	0.5	40.1	46.1
2200	568	13	539	0	7	6	1	0	2	0	0	0	0	44	7.7	6	1.1	2	0.4	41.3	47.2
2300	326	9	297	3	10	5	0	0	0	0	2	0	0	48	14.7	19	5.8	6	1.8	43.1	49.7
07-19	15381	514	13722	133	744	91	92	10	24	13	27	7	4	346	2.2	100	0.7	40	0.3	34	42.5
06-22	18791	629	16835	153	837	124	102	11	26	19	42	8	5	534	2.8	161	0.9	63	0.3	34.6	43.2
06-00	19685	651	17671	156	854	135	103	11	28	19	44	8	5	626	3.2	186	0.9	71	0.4	35	43.6
00-00	20285	661	18214	156	889	138	103	11	30	23	47	8	5	775	3.8	250	1.2	96	0.5	35.3	43.9

Site D
Location R131, south of JTC Site 4
Direction Northbound/Southbound

7352 / Ringsend
April 2017
Automatic Traffic Count

Thursday, 06 April 2017

Time	Total	Speed Bins (km/h)																												
		0 - 5	5 - 10	10 - 15	15 - 20	20 - 25	25 - 30	30 - 35	35 - 40	40 - 45	45 - 50	50 - 55	55 - 60	60 - 65	65 - 70	70 - 75	75 - 80	80 - 85	85 - 90	90 - 95	95 - 100	100 - 105	105 - 110	110 - 115	115 - 120	120 - 125	125 - 130	130 - 135	135 - 140
0000	115	0	0	0	0	1	1	0	20	36	30	19	5	2	0	1	0	0	0	0	0	0	0	0	0	0	0	0	0	0
0100	44	0	0	0	0	0	0	1	4	7	15	5	5	5	2	0	0	0	0	0	0	0	0	0	0	0	0	0	0	0
0200	36	0	0	0	0	0	0	0	5	12	6	5	6	2	0	0	0	0	0	0	0	0	0	0	0	0	0	0	0	0
0300	47	0	0	0	0	0	0	1	4	11	16	10	2	1	1	1	0	0	0	0	0	0	0	0	0	0	0	0	0	0
0400	121	0	0	0	1	0	0	7	20	38	26	13	9	6	1	0	0	0	0	0	0	0	0	0	0	0	0	0	0	0
0500	237	0	0	0	0	2	3	15	32	71	66	33	12	1	0	0	2	0	0	0	0	0	0	0	0	0	0	0	0	0
0600	718	0	0	3	4	20	40	114	170	188	119	40	11	6	0	1	0	2	0	0	0	0	0	0	0	0	0	0	0	0
0700	1661	2	3	46	79	164	235	306	398	313	85	22	2	2	0	1	0	0	0	0	0	0	0	0	2	0	0	1	0	0
0800	1665	2	11	112	257	277	230	272	315	138	41	6	0	4	0	0	0	0	0	0	0	0	0	0	0	0	0	0	0	0
0900	1366	0	1	13	57	116	186	227	345	279	102	31	6	1	1	0	1	0	0	0	0	0	0	0	0	0	0	0	0	0
1000	1195	0	2	12	40	79	110	247	309	246	118	23	9	0	0	0	0	0	0	0	0	0	0	0	0	0	0	0	0	0
1100	1019	0	0	8	25	67	98	187	284	206	102	34	6	2	0	0	0	0	0	0	0	0	0	0	0	0	0	0	0	0
1200	1157	0	1	9	39	75	123	232	327	229	85	26	8	2	1	0	0	0	0	0	0	0	0	0	0	0	0	0	0	0
1300	1165	1	0	4	31	74	155	263	303	227	82	16	4	4	0	0	1	0	0	0	0	0	0	0	0	0	0	0	0	0
1400	1151	0	2	14	83	103	170	226	278	183	72	15	3	1	1	0	0	0	0	0	0	0	0	0	0	0	0	0	0	0
1500	1210	0	1	12	66	76	148	227	305	254	84	30	5	0	0	1	0	0	0	0	0	0	0	1	0	0	0	0	0	0
1600	1339	1	3	80	136	180	210	204	261	189	58	9	4	3	0	1	0	0	0	0	0	0	0	0	0	0	0	0	0	0
1700	1206	1	3	32	63	107	143	259	280	194	90	16	9	3	5	0	1	0	0	0	0	0	0	0	0	0	0	0	0	0
1800	1247	0	1	12	43	96	162	282	338	199	92	18	4	0	0	0	0	0	0	0	0	0	0	0	0	0	0	0	0	0
1900	1223	0	3	39	85	111	121	200	295	254	83	20	5	4	2	1	0	0	0	0	0	0	0	0	0	0	0	0	0	0
2000	815	0	1	0	17	31	51	112	233	218	95	39	14	3	0	1	0	0	0	0	0	0	0	0	0	0	0	0	0	0
2100	654	0	1	2	4	16	32	71	171	222	96	28	8	2	0	0	1	0	0	0	0	0	0	0	0	0	0	0	0	0
2200	568	0	0	0	4	2	14	61	149	189	105	38	4	1	0	0	1	0	0	0	0	0	0	0	0	0	0	0	0	0
2300	326	0	0	0	1	2	5	30	67	100	73	29	13	4	2	0	0	0	0	0	0	0	0	0	0	0	0	0	0	0
07-19	15381	7	28	354	919	1414	1970	2932	3743	2657	1011	246	60	22	8	3	3	0	0	0	0	0	0	1	2	0	0	1	0	0
06-22	18791	7	33	398	1029	1592	2214	3429	4612	3539	1404	373	98	37	10	6	4	2	0	0	0	0	0	1	2	0	0	1	0	0
06-00	19685	7	33	398	1034	1596	2233	3520	4828	3828	1582	440	115	42	12	6	5	2	0	0	0	0	0	1	2	0	0	1	0	0
00-00	20285	7	33	398	1035	1599	2237	3544	4913	4003	1741	525	154	59	16	8	7	2	0	0	0	0	0	1	2	0	0	1	0	0

Site D
Location R131, south of JTC Site 4
Direction Northbound/Southbound

7352 / Ringsend
April 2017
Automatic Traffic Count

Friday, 07 April 2017

Time	Total	Classification												>PSL	>PSL%	>SL1	>SL1%	>SL2	>SL2%	Mean	Vpp
		1	2	3	4	5	6	7	8	9	10	11	12	50	50	55	55	60	60		85
		MCL	SV	SVT	TB2	TB3	T4	ART3	ART4	ART5	ART6	BD	DRT			+5kph	+5kph	+10kph	+10kph		
0000	198	6	185	0	6	1	0	0	0	0	0	0	0	57	28.8	14	7.1	5	2.5	45.3	52.2
0100	72	3	62	0	3	1	1	0	1	1	0	0	0	17	23.6	7	9.7	1	1.4	45.6	53.6
0200	35	3	29	0	2	0	0	0	1	0	0	0	0	10	28.6	4	11.4	1	2.9	44.2	54
0300	52	1	47	0	4	0	0	0	0	0	0	0	0	25	48.1	13	25	5	9.6	50.5	58.3
0400	115	1	101	0	8	1	0	0	1	1	2	0	0	32	27.8	11	9.6	3	2.6	46.2	52.9
0500	216	5	187	0	14	2	0	0	0	3	5	0	0	39	18.1	18	8.3	5	2.3	43.6	51.1
0600	711	19	634	6	31	9	5	0	0	3	3	1	0	69	9.7	20	2.8	7	1	41.2	47.5
0700	1644	63	1479	12	59	15	9	0	2	1	2	0	2	36	2.2	16	1	6	0.4	35	42.8
0800	1638	56	1477	22	44	19	6	3	1	1	8	1	0	22	1.3	5	0.3	2	0.1	31.6	40.3
0900	1187	39	1066	9	57	11	4	0	0	0	1	0	0	44	3.7	14	1.2	3	0.3	37.2	44.6
1000	1075	17	943	8	88	8	4	1	3	0	2	0	1	37	3.4	13	1.2	7	0.7	37.1	44.6
1100	1007	18	896	7	74	4	5	0	1	0	2	0	0	39	3.9	11	1.1	6	0.6	37.3	45
1200	1298	31	1149	9	90	6	12	0	1	0	0	0	0	33	2.5	13	1	5	0.4	33.8	42.5
1300	1239	30	1109	12	68	8	6	1	1	0	3	0	1	52	4.2	15	1.2	5	0.4	37.2	45
1400	1211	22	1092	11	65	7	9	1	0	2	2	0	0	46	3.8	9	0.7	1	0.1	35.8	43.6
1500	1311	37	1179	16	68	3	5	0	1	0	2	0	0	38	2.9	13	1	4	0.3	35.4	43.6
1600	1417	54	1273	8	53	12	8	1	3	1	2	2	0	34	2.4	12	0.8	3	0.2	34.2	42.5
1700	1382	74	1248	6	36	2	6	1	4	0	4	0	1	22	1.6	6	0.4	2	0.1	33.3	41
1800	1274	57	1164	11	19	10	5	0	3	2	3	0	0	20	1.6	6	0.5	3	0.2	35.1	42.5
1900	1218	29	1142	7	21	9	6	0	1	1	2	0	0	54	4.4	16	1.3	3	0.2	35.7	43.9
2000	803	17	744	4	18	14	2	0	0	1	3	0	0	39	4.9	6	0.7	2	0.2	38.4	44.6
2100	574	10	541	2	12	6	0	0	0	0	3	0	0	40	7	5	0.9	3	0.5	41	47.5
2200	486	10	455	0	6	13	0	0	1	1	0	0	0	42	8.6	10	2.1	3	0.6	41.7	47.9
2300	331	3	314	3	4	6	0	0	0	1	0	0	0	45	13.6	18	5.4	4	1.2	43	49
07-19	15683	498	14075	131	721	105	79	8	20	7	31	3	5	423	2.7	133	0.8	47	0.3	35.1	43.2
06-22	18989	573	17136	150	803	143	92	8	21	12	42	4	5	625	3.3	180	0.9	62	0.3	35.6	43.6
06-00	19806	586	17905	153	813	162	92	8	22	14	42	4	5	712	3.6	208	1.1	69	0.3	35.9	43.9
00-00	20494	605	18516	153	850	167	93	8	25	19	49	4	5	892	4.4	275	1.3	89	0.4	36.2	44.3

Site D
Location R131, south of JTC Site 4
Direction Northbound/Southbound

7352 / Ringsend
April 2017
Automatic Traffic Count

Friday, 07 April 2017

Time	Total	Speed Bins (km/h)																											
		0 - 5	5 - 10	10 - 15	15 - 20	20 - 25	25 - 30	30 - 35	35 - 40	40 - 45	45 - 50	50 - 55	55 - 60	60 - 65	65 - 70	70 - 75	75 - 80	80 - 85	85 - 90	90 - 95	95 - 100	100 - 105	105 - 110	110 - 115	115 - 120	120 - 125	125 - 130	130 - 135	135 - 140
0000	198	0	0	0	1	5	6	2	25	50	52	43	9	4	1	0	0	0	0	0	0	0	0	0	0	0	0	0	0
0100	72	0	0	0	2	1	1	3	2	20	26	10	6	1	0	0	0	0	0	0	0	0	0	0	0	0	0	0	0
0200	35	0	0	0	1	2	0	1	8	4	9	6	3	1	0	0	0	0	0	0	0	0	0	0	0	0	0	0	0
0300	52	0	0	0	0	0	0	2	4	6	15	12	8	2	2	0	1	0	0	0	0	0	0	0	0	0	0	0	0
0400	115	0	0	0	0	0	0	3	18	35	27	21	8	1	2	0	0	0	0	0	0	0	0	0	0	0	0	0	0
0500	216	0	0	0	0	0	7	36	21	52	61	21	13	0	2	1	2	0	0	0	0	0	0	0	0	0	0	0	0
0600	711	0	0	1	3	16	23	57	205	224	113	49	13	2	2	2	1	0	0	0	0	0	0	0	0	0	0	0	0
0700	1644	0	0	8	63	142	229	319	409	330	108	20	10	3	0	0	1	1	1	0	0	0	0	0	0	0	0	0	0
0800	1638	1	8	39	120	226	287	332	358	185	60	17	3	1	0	0	0	1	0	0	0	0	0	0	0	0	0	0	0
0900	1187	0	0	4	30	68	121	183	296	318	123	30	11	2	0	0	1	0	0	0	0	0	0	0	0	0	0	0	0
1000	1075	0	1	1	23	81	106	153	315	250	108	24	6	6	1	0	0	0	0	0	0	0	0	0	0	0	0	0	0
1100	1007	1	0	1	18	56	95	192	274	215	116	28	5	3	1	1	1	0	0	0	0	0	0	0	0	0	0	0	0
1200	1298	1	4	28	60	152	186	242	302	202	88	20	8	5	0	0	0	0	0	0	0	0	0	0	0	0	0	0	0
1300	1239	0	2	13	22	68	112	218	335	274	143	37	10	3	2	0	0	0	0	0	0	0	0	0	0	0	0	0	0
1400	1211	0	0	13	40	75	150	253	307	235	92	37	8	1	0	0	0	0	0	0	0	0	0	0	0	0	0	0	0
1500	1311	0	1	6	42	103	195	241	323	257	105	25	9	3	1	0	0	0	0	0	0	0	0	0	0	0	0	0	0
1600	1417	1	3	23	90	111	177	291	358	241	88	22	9	2	0	0	0	1	0	0	0	0	0	0	0	0	0	0	0
1700	1382	0	1	32	81	126	196	281	393	194	56	16	4	1	1	0	0	0	0	0	0	0	0	0	0	0	0	0	0
1800	1274	0	1	8	41	92	166	275	369	221	81	14	3	1	0	0	0	0	0	0	0	0	2	0	0	0	0	0	0
1900	1218	0	2	16	64	79	134	225	309	251	84	38	13	1	0	0	0	0	0	0	0	0	0	0	0	0	2	0	0
2000	803	0	0	1	6	21	62	142	245	206	81	33	4	2	0	0	0	0	0	0	0	0	0	0	0	0	0	0	0
2100	574	0	0	0	2	4	29	60	140	192	107	35	2	2	1	0	0	0	0	0	0	0	0	0	0	0	0	0	0
2200	486	0	0	1	0	3	7	56	123	162	92	32	7	2	1	0	0	0	0	0	0	0	0	0	0	0	0	0	0
2300	331	0	0	0	0	2	7	31	61	116	69	27	14	4	0	0	0	0	0	0	0	0	0	0	0	0	0	0	0
07-19	15683	4	21	176	630	1300	2020	2980	4039	2922	1168	290	86	31	6	1	3	3	1	0	0	0	2	0	0	0	0	0	0
06-22	18989	4	23	194	705	1420	2268	3464	4938	3795	1553	445	118	38	9	3	4	3	1	0	0	0	2	0	0	0	2	0	0
06-00	19806	4	23	195	705	1425	2282	3551	5122	4073	1714	504	139	44	10	3	4	3	1	0	0	0	2	0	0	0	2	0	0
00-00	20494	4	23	195	709	1433	2296	3598	5200	4240	1904	617	186	53	17	4	7	3	1	0	0	0	2	0	0	0	2	0	0

Site D
Location R131, south of JTC Site 4
Direction Northbound/Southbound

7352 / Ringsend
April 2017
Automatic Traffic Count

Virtual Day (7)

Time	Total	Classification												>PSL	>PSL%	>SL1	>SL1%	>SL2	>SL2%	Mean	Vpp
		1	2	3	4	5	6	7	8	9	10	11	12	50	50	55	55	60	60		85
		MCL	SV	SVT	TB2	TB3	T4	ART3	ART4	ART5	ART6	BD	DRT			+5kph	+5kph	+10kph	+10kph		
0000	156	3	143	0	7	1	0	0	0	0	0	0	0	36	23.2	11	7.1	4	2.6	45.2	51.5
0100	78	1	72	0	3	1	0	0	1	0	0	0	0	21	26.7	10	12.3	2	3.1	46.2	54
0200	40	1	35	0	3	0	0	0	0	0	0	0	0	12	31.2	5	13.3	2	4.3	45.7	54
0300	42	1	36	0	3	0	0	0	1	0	0	0	0	15	36.1	8	17.9	3	7.1	47.6	56.2
0400	105	1	92	0	9	0	0	0	1	1	1	0	0	23	21.7	10	9.4	4	4.2	45.5	51.8
0500	193	5	170	0	11	1	0	0	1	2	2	0	0	39	20.1	15	7.9	7	3.4	44.7	51.5
0600	575	16	511	3	27	6	2	0	1	3	5	1	1	53	9.2	20	3.5	6	1.1	40.5	47.5
0700	1319	38	1189	12	54	11	6	1	2	2	3	1	0	39	2.9	12	0.9	6	0.4	34.3	42.8
0800	1354	56	1212	13	44	11	10	1	2	1	4	1	0	29	2.2	10	0.7	3	0.2	30.6	40.7
0900	1237	39	1116	10	54	7	6	0	1	1	2	0	0	46	3.8	12	0.9	4	0.3	35.8	43.9
1000	1107	24	990	8	66	7	6	1	2	1	3	0	0	42	3.8	13	1.1	4	0.4	36.6	44.3
1100	1062	24	953	7	64	5	5	0	2	1	2	0	0	37	3.5	9	0.9	3	0.3	36.2	43.9
1200	1181	24	1064	10	66	6	8	0	1	2	1	0	0	30	2.5	8	0.7	3	0.2	35.2	43.2
1300	1235	25	1129	9	53	5	5	1	2	0	3	0	1	33	2.6	9	0.7	4	0.3	34.9	42.8
1400	1216	21	1119	8	50	6	8	1	1	1	2	0	0	27	2.2	7	0.6	2	0.2	34.1	42.5
1500	1243	27	1133	9	58	4	6	0	2	1	2	0	0	37	3	9	0.7	3	0.2	35.2	43.2
1600	1315	41	1200	10	45	8	5	0	1	1	2	1	0	31	2.3	9	0.7	3	0.3	33.8	42.5
1700	1261	69	1133	9	28	8	7	1	1	1	2	0	1	33	2.6	11	0.9	4	0.3	33.6	42.5
1800	1227	59	1118	11	24	6	5	0	1	1	2	0	0	29	2.3	8	0.7	3	0.2	35.3	42.8
1900	1115	34	1040	8	20	6	3	0	1	0	2	0	0	39	3.5	11	1	4	0.3	35.9	43.9
2000	774	23	720	4	16	7	1	0	0	1	1	0	0	40	5.2	10	1.2	2	0.2	38.5	45.4
2100	561	13	530	2	9	3	1	0	0	1	1	0	0	36	6.4	10	1.7	2	0.4	40.5	46.4
2200	457	12	427	1	7	6	1	0	2	0	1	0	0	47	10.4	10	2.1	2	0.4	41.9	48.2
2300	277	6	260	1	7	2	0	0	0	0	0	0	0	46	16.5	16	5.6	5	1.8	43.4	50
07-19	14757	447	13356	116	606	85	79	7	16	10	28	3	4	413	2.8	118	0.8	42	0.3	34.5	42.8
06-22	17783	532	16158	134	677	108	86	7	19	16	38	4	5	581	3.3	169	0.9	56	0.3	35.2	43.6
06-00	18517	550	16845	136	691	116	87	7	21	17	39	4	5	674	3.6	194	1	63	0.3	35.5	43.9
00-00	19131	563	17393	136	727	120	88	7	24	21	43	4	6	821	4.3	253	1.3	85	0.4	35.8	44.3

Site D
Location R131, south of JTC Site 4
Direction Northbound/Southbound

7352 / Ringsend
April 2017
Automatic Traffic Count

Virtual Day (7)

Time	Total	Speed Bins (km/h)																												
		0 - 5	5 - 10	10 - 15	15 - 20	20 - 25	25 - 30	30 - 35	35 - 40	40 - 45	45 - 50	50 - 55	55 - 60	60 - 65	65 - 70	70 - 75	75 - 80	80 - 85	85 - 90	90 - 95	95 - 100	100 - 105	105 - 110	110 - 115	115 - 120	120 - 125	125 - 130	130 - 135	135 - 140
0000	156	0	0	0	0	2	3	5	21	45	44	25	7	3	0	0	0	0	0	0	0	0	0	0	0	0	0	0	0	0
0100	78	0	0	0	0	0	1	3	10	19	24	11	7	2	1	0	0	0	0	0	0	0	0	0	0	0	0	0	0	0
0200	40	0	0	0	0	1	0	2	6	10	8	7	4	2	0	0	0	0	0	0	0	0	0	0	0	0	0	0	0	0
0300	42	0	0	0	1	0	1	1	5	9	10	8	5	2	1	0	0	0	0	0	0	0	0	0	0	0	0	0	0	0
0400	105	0	0	0	0	0	0	4	15	37	25	13	5	3	1	1	0	0	0	0	0	0	0	0	0	0	0	0	0	0
0500	193	0	0	0	1	1	5	13	26	53	56	24	9	3	1	1	1	0	0	0	0	0	0	0	0	0	0	0	0	0
0600	575	0	0	1	3	15	35	71	135	164	97	33	14	4	1	1	0	0	0	0	0	0	0	0	0	0	0	0	0	0
0700	1319	1	1	19	70	125	193	253	301	234	83	26	7	2	1	1	1	0	0	0	0	0	0	0	0	0	0	0	0	0
0800	1354	1	8	79	149	190	199	236	255	147	61	20	6	2	1	0	0	0	0	0	0	0	0	0	0	0	0	0	0	0
0900	1237	0	1	13	48	97	144	215	303	264	105	35	8	2	1	0	0	0	0	0	0	0	0	0	0	0	0	0	0	0
1000	1107	1	1	8	33	66	110	202	295	243	106	30	8	3	1	0	0	0	0	0	0	0	0	0	0	0	0	0	0	0
1100	1062	0	1	9	36	67	111	200	288	216	97	28	6	2	0	0	0	0	0	0	0	0	0	0	0	0	0	0	0	0
1200	1181	0	2	15	50	93	138	229	306	228	92	21	6	2	1	0	0	0	0	0	0	0	0	0	0	0	0	0	0	0
1300	1235	0	1	19	52	94	160	255	308	224	89	24	5	3	1	0	0	0	0	0	0	0	0	0	0	0	0	0	0	0
1400	1216	0	2	20	68	94	165	263	301	203	72	19	5	1	1	0	0	0	0	0	0	0	0	0	0	0	0	0	0	0
1500	1243	0	1	14	49	97	149	251	324	230	91	28	6	1	1	0	0	0	0	0	0	0	0	0	0	0	0	0	0	0
1600	1315	1	3	33	79	123	170	256	318	218	84	21	6	2	1	0	0	0	0	0	0	0	0	0	0	0	0	0	0	0
1700	1261	0	4	48	82	109	161	234	310	200	81	22	7	2	1	1	0	0	0	0	0	0	0	0	0	0	0	0	0	0
1800	1227	0	1	10	44	95	150	243	331	233	92	20	6	1	1	0	0	0	0	0	0	0	0	0	0	0	0	0	0	0
1900	1115	0	1	12	43	74	113	214	300	224	95	29	7	2	1	0	0	0	0	0	0	0	0	0	0	0	0	0	0	0
2000	774	0	0	2	9	20	48	141	229	195	88	31	8	1	0	0	0	0	0	0	0	0	0	0	0	0	0	0	0	0
2100	561	0	0	0	2	10	21	65	156	180	90	27	7	2	0	0	0	0	0	0	0	0	0	0	0	0	0	0	0	0
2200	457	0	0	0	2	4	8	39	113	155	88	38	8	1	0	0	0	0	0	0	0	0	0	0	0	0	0	0	0	0
2300	277	0	0	0	0	2	4	21	59	84	61	30	11	4	1	0	0	0	0	0	0	0	0	0	0	0	0	0	0	0
07-19	14757	6	28	285	760	1250	1849	2836	3639	2640	1052	294	76	24	8	3	2	2	0	0	1	0	1	0	0	0	0	0	0	0
06-22	17783	6	30	301	817	1370	2067	3327	4459	3404	1422	413	112	33	11	5	3	2	0	0	1	0	1	0	0	0	0	0	0	0
06-00	18517	6	30	301	820	1375	2080	3388	4630	3643	1570	481	131	38	12	5	3	2	0	0	1	0	1	0	0	0	0	0	0	0
00-00	19131	6	30	301	822	1379	2090	3415	4714	3816	1738	568	167	52	16	7	4	2	0	0	1	0	1	0	0	0	0	0	0	0

Site D
Location R131, south of JTC Site 4
Direction Northbound/Southbound

7352 / Ringsend
April 2017
Automatic Traffic Count

Virtual Week (1)

Time	Total	Classification												>PSL	>PSL%	>SL1	>SL1%	>SL2	>SL2%	Mean	Vpp
		1	2	3	4	5	6	7	8	9	10	11	12	50	50	55	55	60	60		85
		MCL	SV	SVT	TB2	TB3	T4	ART3	ART4	ART5	ART6	BD	DRT			+5kph	+5kph	+10kph	+10kph		
Mon	19395	632	17471	149	792	129	93	9	31	28	53	3	5	792	4.1	230	1.2	79	0.4	35.5	43.9
Tue	20308	698	18178	145	928	112	117	9	30	30	53	3	5	862	4.2	284	1.4	100	0.5	35.6	43.9
Wed	20295	679	18267	158	833	145	100	6	24	25	45	4	9	800	3.9	257	1.3	87	0.4	35.1	43.9
Thu	20285	661	18214	156	889	138	103	11	30	23	47	8	5	775	3.8	250	1.2	96	0.5	35.3	43.9
Fri	20494	605	18516	153	850	167	93	8	25	19	49	4	5	892	4.4	275	1.3	89	0.4	36.2	44.3
| Sat	17227	238	16133	103	528	106	56	5	14	14	28	1	1	890	5.2	252	1.5	80	0.5	36.3	45
| Sun	15914	425	14974	91	266	46	51	2	12	8	27	3	9	734	4.6	220	1.4	66	0.4	36.6	44.6
5 Day Ave.	20155	655	18129	152	858	138	101	9	28	25	49	4	6	824	4.1	259	1.3	90	0.4	35.5	44.0
7 Day Ave.	19131	563	17393	136	727	120	88	7	24	21	43	4	6	821	4.3	253	1.3	85	0.4	35.8	44.3
--	133918	3938	121753	955	5086	843	613	50	166	147	302	26	39	5745	4.3	1768	1.3	597	0.4	35.8	44.3

Summary Graphs

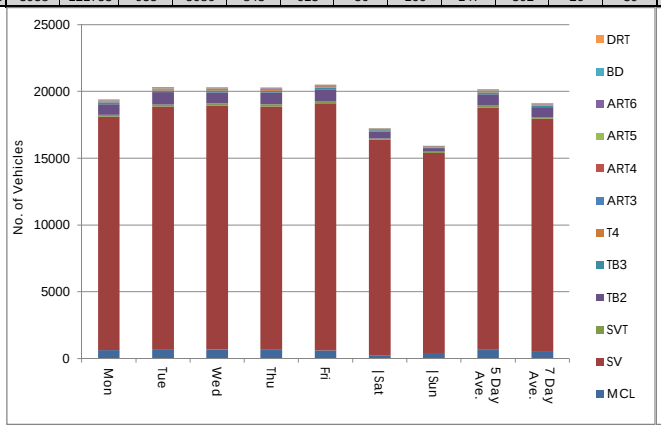

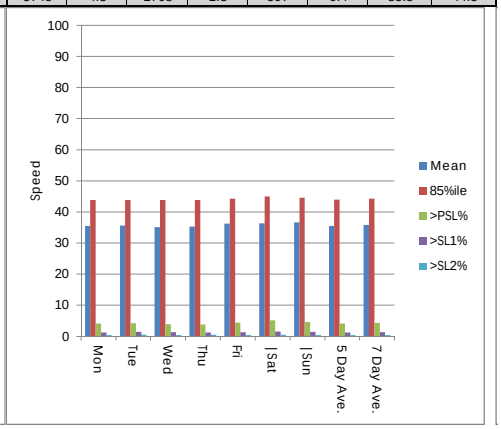

Site D
Location R131, south of JTC Site 4
Direction Northbound/Southbound

7352 / Ringsend
April 2017
Automatic Traffic Count

Virtual Week (1)

Time	Total	Speed Bins (km/h)																											
		0 - 5	5 - 10	10 - 15	15 - 20	20 - 25	25 - 30	30 - 35	35 - 40	40 - 45	45 - 50	50 - 55	55 - 60	60 - 65	65 - 70	70 - 75	75 - 80	80 - 85	85 - 90	90 - 95	95 - 100	100 - 105	105 - 110	110 - 115	115 - 120	120 - 125	125 - 130	130 - 135	135 - 140
Mon	19395	5	31	329	878	1404	2220	3496	4701	3834	1705	562	151	51	14	7	2	1	0	1	0	0	3	0	0	0	0	0	0
Tue	20308	8	39	311	854	1513	2287	3769	4983	3901	1781	578	184	59	20	10	6	3	1	0	0	1	0	0	0	0	0	0	0
Wed	20295	8	39	368	1067	1788	2312	3579	4829	3834	1671	543	170	56	17	7	3	1	0	0	1	0	0	0	1	0	1	0	0
Thu	20285	7	33	398	1035	1599	2237	3544	4913	4003	1741	525	154	59	16	8	7	2	0	0	0	0	0	1	2	0	0	1	0
Fri	20494	4	23	195	709	1433	2296	3598	5200	4240	1904	617	186	53	17	4	7	3	1	0	0	0	2	0	0	0	2	0	0
| Sat	17227	4	25	344	703	1015	1724	2951	4248	3548	1775	638	172	50	15	5	4	1	1	0	3	0	1	0	0	0	0	0	0
| Sun	15914	4	19	165	509	902	1552	2967	4123	3352	1587	514	154	38	15	8	0	5	0	0	0	0	0	0	0	0	0	0	0
5 Day Ave.	20155	6	33	320	909	1547	2270	3597	4925	3962	1760	565	169	56	17	7	5	2	0	0	0	0	1	0	1	0	1	0	0
7 Day Ave.	19131	6	30	301	822	1379	2090	3415	4714	3816	1738	568	167	52	16	7	4	2	0	0	1	0	1	0	0	0	0	0	0
--	133918	40	209	2110	5755	9654	14628	23904	32997	26712	12164	3977	1171	366	114	49	29	16	3	1	4	1	6	1	3	0	3	1	0

Summary Graphs

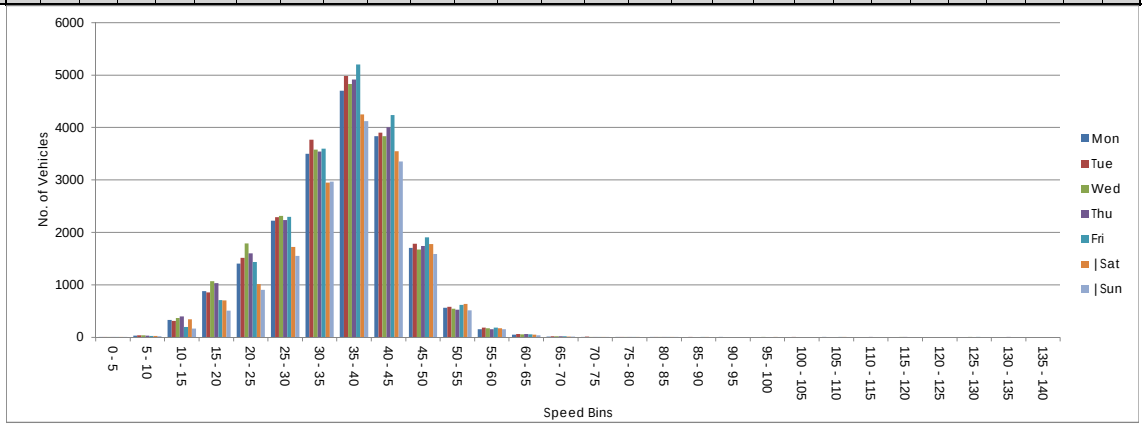

Site No.	Location.	Direction.	Speed Limit - PSL (km/h)	Start Date.	End Date.	Total Vehicles.	5 Day Ave.	7 Day Ave.	No. > Speed Limit.	%. > Speed Limit.	No. > Speed Limit1 (+5km/h).	%. > Speed Limit1 (+5km/h).	No. > Speed Limit1 (+10km/h).	%. > Speed Limit1 (+10km/h).	Mean Speed	85%ile Speed
E	R802, north of Dermot Ohurley Avenue	Northbound	50	Saturday, 01 April 2017	Friday, 07 April 2017	50460	7647	7209	2178	4.3	703	1.4	228	0.5	36.0	44.3
		Southbound	50	Saturday, 01 April 2017	Friday, 07 April 2017	50944	7626	7278	2558	5.0	718	1.4	202	0.4	37.7	45.0
		Northbound/Southbound	50	Saturday, 01 April 2017	Friday, 07 April 2017	101404	15273	14486	4736	4.7	1421	1.4	430	0.4	36.8	44.6

Site E
Location R802, north of Dermot Ohurley Avenue
Direction Northbound

7352 / Ringsend
April 2017
Automatic Traffic Count

Saturday, 01 April 2017

Time	Total	Classification												>PSL	>PSL%	>SL1	>SL1%	>SL2	>SL2%	Mean	Vpp
		1	2	3	4	5	6	7	8	9	10	11	12	50	50	55	55	60	60		85
		MCL	SV	SVT	TB2	TB3	T4	ART3	ART4	ART5	ART6	BD	DRT			+5kph	+5kph	+10kph	+10kph		
0000	118	5	106	0	3	3	0	0	0	0	1	0	0	16	13.6	7	5.9	3	2.5	42.6	48.6
0100	105	1	102	0	2	0	0	0	0	0	0	0	0	20	19	3	2.9	2	1.9	44.2	50
0200	77	2	75	0	0	0	0	0	0	0	0	0	0	19	24.7	8	10.4	2	2.6	44.8	51.8
0300	40	0	40	0	0	0	0	0	0	0	0	0	0	11	27.5	5	12.5	3	7.5	45.9	52.9
0400	33	1	31	0	1	0	0	0	0	0	0	0	0	8	24.2	3	9.1	0	0	44.9	52.2
0500	54	1	50	0	3	0	0	0	0	0	0	0	0	17	31.5	7	13	5	9.3	46	52.2
0600	84	3	69	0	7	0	4	0	1	0	0	0	0	23	27.4	8	9.5	3	3.6	45.1	51.5
0700	149	8	123	0	13	0	3	0	1	1	0	0	0	26	17.4	11	7.4	4	2.7	43	51.1
0800	228	18	194	0	15	1	0	0	0	0	0	0	0	14	6.1	3	1.3	0	0	40.1	47.2
0900	367	9	333	3	19	1	2	0	0	0	0	0	0	12	3.3	2	0.5	0	0	37.7	44.3
1000	411	17	369	3	16	1	3	0	1	0	1	0	0	9	2.2	2	0.5	2	0.5	36.4	42.8
1100	560	8	529	3	15	3	2	0	0	0	0	0	0	12	2.1	4	0.7	3	0.5	35	41.8
1200	553	13	507	4	24	3	2	0	0	0	0	0	0	10	1.8	4	0.7	3	0.5	35.4	42.1
1300	628	10	587	4	24	0	2	0	1	0	0	0	0	6	1	2	0.3	0	0	33.3	40.7
1400	579	13	541	2	18	2	2	0	0	0	1	0	0	3	0.5	0	0	0	0	31.3	39.2
1500	481	5	452	3	17	3	0	0	1	0	0	0	0	9	1.9	2	0.4	0	0	35.5	42.5
1600	424	11	395	0	17	0	0	0	0	0	1	0	0	12	2.8	3	0.7	1	0.2	36.8	42.5
1700	478	11	436	2	16	5	6	1	1	0	0	0	0	8	1.7	3	0.6	0	0	26.8	38.9
1800	434	10	402	5	13	3	0	1	0	0	0	0	0	7	1.6	1	0.2	0	0	32.6	42.1
1900	379	7	358	1	9	2	2	0	0	0	0	0	0	14	3.7	2	0.5	0	0	38.5	45
2000	330	9	315	1	5	0	0	0	0	0	0	0	0	14	4.2	5	1.5	1	0.3	37.8	44.3
2100	250	6	233	0	8	3	0	0	0	0	0	0	0	21	8.4	6	2.4	1	0.4	39	47.2
2200	180	6	168	0	5	0	0	0	1	0	0	0	0	19	10.6	6	3.3	2	1.1	41.5	48.2
2300	179	5	166	1	6	0	1	0	0	0	0	0	0	20	11.2	3	1.7	0	0	40.4	48.2
07-19	5292	133	4868	29	207	22	22	2	5	1	3	0	0	128	2.4	37	0.7	13	0.2	34.4	42.5
06-22	6335	158	5843	31	236	27	28	2	6	1	3	0	0	200	3.2	58	0.9	18	0.3	35.2	43.2
06-00	6694	169	6177	32	247	27	29	2	7	1	3	0	0	239	3.6	67	1	20	0.3	35.5	43.6
00-00	7121	179	6581	32	256	30	29	2	7	1	4	0	0	330	4.6	100	1.4	35	0.5	36	44.3

Site E
Location R802, north of Dermot Ohurley Avenue
Direction Northbound

7352 / Ringsend
April 2017
Automatic Traffic Count

Saturday, 01 April 2017

Time	Total	Speed Bins (km/h)																											
		0 - 5	5 - 10	10 - 15	15 - 20	20 - 25	25 - 30	30 - 35	35 - 40	40 - 45	45 - 50	50 - 55	55 - 60	60 - 65	65 - 70	70 - 75	75 - 80	80 - 85	85 - 90	90 - 95	95 - 100	100 - 105	105 - 110	110 - 115	115 - 120	120 - 125	125 - 130	130 - 135	135 - 140
0000	118	0	0	0	3	5	1	8	14	42	29	9	4	3	0	0	0	0	0	0	0	0	0	0	0	0	0	0	0
0100	105	0	0	1	1	1	1	10	8	26	37	17	1	2	0	0	0	0	0	0	0	0	0	0	0	0	0	0	0
0200	77	0	0	0	1	0	1	5	13	22	16	11	6	1	0	1	0	0	0	0	0	0	0	0	0	0	0	0	0
0300	40	0	0	1	0	1	1	2	4	8	12	6	2	1	2	0	0	0	0	0	0	0	0	0	0	0	0	0	0
0400	33	0	0	0	0	0	1	2	5	8	9	5	3	0	0	0	0	0	0	0	0	0	0	0	0	0	0	0	0
0500	54	0	0	0	1	1	0	2	6	16	11	10	2	5	0	0	0	0	0	0	0	0	0	0	0	0	0	0	0
0600	84	0	0	0	1	1	2	6	8	21	22	15	5	3	0	0	0	0	0	0	0	0	0	0	0	0	0	0	0
0700	149	0	0	0	1	4	7	5	29	47	30	15	7	2	2	0	0	0	0	0	0	0	0	0	0	0	0	0	0
0800	228	0	0	1	7	7	10	29	36	80	44	11	3	0	0	0	0	0	0	0	0	0	0	0	0	0	0	0	0
0900	367	0	0	0	8	11	26	68	122	81	39	10	2	0	0	0	0	0	0	0	0	0	0	0	0	0	0	0	0
1000	411	0	0	3	9	18	27	104	127	85	29	7	0	2	0	0	0	0	0	0	0	0	0	0	0	0	0	0	0
1100	560	0	0	9	21	32	63	133	159	113	18	8	1	0	0	0	0	0	0	3	0	0	0	0	0	0	0	0	0
1200	553	0	0	4	9	33	56	153	168	95	25	6	1	3	0	0	0	0	0	0	0	0	0	0	0	0	0	0	0
1300	628	0	1	15	23	33	108	182	147	90	23	4	2	0	0	0	0	0	0	0	0	0	0	0	0	0	0	0	0
1400	579	0	1	39	32	54	91	148	134	63	14	3	0	0	0	0	0	0	0	0	0	0	0	0	0	0	0	0	0
1500	481	0	0	2	13	18	76	101	142	87	33	7	2	0	0	0	0	0	0	0	0	0	0	0	0	0	0	0	0
1600	424	0	0	4	5	11	32	113	138	77	32	9	2	0	0	0	0	0	0	0	0	0	0	0	0	0	0	0	1
1700	478	0	28	55	74	53	66	76	74	35	9	5	3	0	0	0	0	0	0	0	0	0	0	0	0	0	0	0	0
1800	434	0	13	51	20	12	26	78	122	81	24	6	1	0	0	0	0	0	0	0	0	0	0	0	0	0	0	0	0
1900	379	0	0	3	5	4	27	59	118	104	45	12	2	0	0	0	0	0	0	0	0	0	0	0	0	0	0	0	0
2000	330	0	0	1	3	10	20	78	89	82	33	9	4	1	0	0	0	0	0	0	0	0	0	0	0	0	0	0	0
2100	250	0	0	0	7	7	16	32	80	55	32	15	5	1	0	0	0	0	0	0	0	0	0	0	0	0	0	0	0
2200	180	0	0	1	0	2	7	16	47	53	35	13	4	1	1	0	0	0	0	0	0	0	0	0	0	0	0	0	0
2300	179	0	0	1	4	3	2	37	31	43	38	17	3	0	0	0	0	0	0	0	0	0	0	0	0	0	0	0	0
07-19	5292	0	43	183	222	286	588	1190	1398	934	320	91	24	7	2	0	0	0	0	3	0	0	0	0	0	0	0	0	1
06-22	6335	0	43	187	238	308	653	1365	1693	1196	452	142	40	12	2	0	0	0	0	3	0	0	0	0	0	0	0	0	1
06-00	6694	0	43	189	242	313	662	1418	1771	1292	525	172	47	13	3	0	0	0	0	3	0	0	0	0	0	0	0	0	1
00-00	7121	0	43	191	248	321	667	1447	1821	1414	639	230	65	25	5	1	0	0	0	3	0	0	0	0	0	0	0	0	1

Site E
Location R802, north of Dermot Ohurley Avenue
Direction Northbound

7352 / Ringsend
April 2017
Automatic Traffic Count

Sunday, 02 April 2017

Time	Total	Classification												>PSL	>PSL%	>SL1	>SL1%	>SL2	>SL2%	Mean	Vpp
		1	2	3	4	5	6	7	8	9	10	11	12	50	50	55	55	60	60		85
		MCL	SV	SVT	TB2	TB3	T4	ART3	ART4	ART5	ART6	BD	DRT			+5kph	+5kph	+10kph	+10kph		
0000	110	1	102	0	7	0	0	0	0	0	0	0	0	19	17.3	10	9.1	1	0.9	41.6	51.1
0100	83	4	78	0	1	0	0	0	0	0	0	0	0	10	12	2	2.4	0	0	41.7	49.3
0200	83	1	77	0	4	1	0	0	0	0	0	0	0	24	28.9	8	9.6	1	1.2	43.8	52.6
0300	42	1	41	0	0	0	0	0	0	0	0	0	0	17	40.5	4	9.5	0	0	46.5	53.3
0400	42	0	41	0	1	0	0	0	0	0	0	0	0	13	31	6	14.3	4	9.5	47.1	54.7
0500	39	0	38	0	1	0	0	0	0	0	0	0	0	9	23.1	2	5.1	1	2.6	45	50.8
0600	61	2	56	0	3	0	0	0	0	0	0	0	0	16	26.2	8	13.1	4	6.6	44.1	52.9
0700	89	5	77	1	6	0	0	0	0	0	0	0	0	20	22.5	7	7.9	4	4.5	44.4	52.2
0800	127	8	111	0	8	0	0	0	0	0	0	0	0	25	19.7	6	4.7	0	0	43.5	51.1
0900	235	9	217	0	8	0	0	0	1	0	0	0	0	29	12.3	8	3.4	3	1.3	42.8	48.6
1000	254	15	223	1	9	2	2	0	1	0	1	0	0	24	9.4	6	2.4	0	0	39.8	47.5
1100	336	10	315	0	8	2	1	0	0	0	0	0	0	14	4.2	4	1.2	1	0.3	38	44.6
1200	365	15	335	2	12	0	1	0	0	0	0	0	0	18	4.9	5	1.4	1	0.3	37.8	44.6
1300	374	13	349	1	7	1	3	0	0	0	0	0	0	7	1.9	2	0.5	0	0	36.7	42.5
1400	387	19	357	1	7	0	3	0	0	0	0	0	0	11	2.8	1	0.3	0	0	37.8	45.4
1500	342	14	315	1	9	2	1	0	0	0	0	0	0	16	4.7	2	0.6	0	0	37.1	43.9
1600	370	16	347	2	4	0	1	0	0	0	0	0	0	15	4.1	2	0.5	1	0.3	37.8	44.6
1700	395	19	365	2	8	0	1	0	0	0	0	0	0	13	3.3	7	1.8	0	0	38	43.9
1800	334	14	311	0	8	1	0	0	0	0	0	0	0	13	3.9	6	1.8	2	0.6	37.7	45
1900	345	13	317	8	6	1	0	0	0	0	0	0	0	12	3.5	3	0.9	0	0	37.1	43.6
2000	312	14	289	0	7	0	1	0	1	0	0	0	0	13	4.2	2	0.6	1	0.3	36.6	43.2
2100	200	8	185	1	4	1	1	0	0	0	0	0	0	12	6	4	2	0	0	39.1	45.7
2200	111	5	100	0	6	0	0	0	0	0	0	0	0	5	4.5	2	1.8	2	1.8	40.2	46.4
2300	69	0	63	0	5	0	1	0	0	0	0	0	0	8	11.6	1	1.4	0	0	41.9	49
07-19	3608	157	3322	11	94	8	13	0	2	0	1	0	0	205	5.7	56	1.6	12	0.3	38.5	45.7
06-22	4526	194	4169	20	114	10	15	0	3	0	1	0	0	258	5.7	73	1.6	17	0.4	38.4	45.4
06-00	4706	199	4332	20	125	10	16	0	3	0	1	0	0	271	5.8	76	1.6	19	0.4	38.4	45.4
00-00	5105	206	4709	20	139	11	16	0	3	0	1	0	0	363	7.1	108	2.1	26	0.5	38.8	46.1

Site E
Location R802, north of Dermot Ohurley Avenue
Direction Northbound

7352 / Ringsend
April 2017
Automatic Traffic Count

Sunday, 02 April 2017

Time	Total	Speed Bins (km/h)																											
		0 - 5	5 - 10	10 - 15	15 - 20	20 - 25	25 - 30	30 - 35	35 - 40	40 - 45	45 - 50	50 - 55	55 - 60	60 - 65	65 - 70	70 - 75	75 - 80	80 - 85	85 - 90	90 - 95	95 - 100	100 - 105	105 - 110	110 - 115	115 - 120	120 - 125	125 - 130	130 - 135	135 - 140
0000	110	0	0	0	1	7	4	14	18	24	23	9	9	1	0	0	0	0	0	0	0	0	0	0	0	0	0	0	0
0100	83	0	0	2	1	3	0	8	13	23	23	8	2	0	0	0	0	0	0	0	0	0	0	0	0	0	0	0	0
0200	83	0	1	0	0	1	5	5	10	24	13	16	7	1	0	0	0	0	0	0	0	0	0	0	0	0	0	0	0
0300	42	0	0	0	0	1	0	3	5	5	11	13	4	0	0	0	0	0	0	0	0	0	0	0	0	0	0	0	0
0400	42	0	0	0	0	0	0	2	7	9	11	7	2	3	0	0	1	0	0	0	0	0	0	0	0	0	0	0	0
0500	39	0	0	0	0	0	0	2	10	4	14	7	1	1	0	0	0	0	0	0	0	0	0	0	0	0	0	0	0
0600	61	0	0	0	1	1	2	2	15	15	9	8	4	3	1	0	0	0	0	0	0	0	0	0	0	0	0	0	0
0700	89	0	0	0	1	4	0	3	15	26	20	13	3	1	2	1	0	0	0	0	0	0	0	0	0	0	0	0	0
0800	127	0	0	0	4	4	3	4	12	40	35	19	6	0	0	0	0	0	0	0	0	0	0	0	0	0	0	0	0
0900	235	0	0	0	3	5	6	11	41	87	53	21	5	1	2	0	0	0	0	0	0	0	0	0	0	0	0	0	0
1000	254	0	0	1	8	10	14	25	59	69	44	18	6	0	0	0	0	0	0	0	0	0	0	0	0	0	0	0	0
1100	336	0	0	5	9	6	18	60	101	87	36	10	3	0	1	0	0	0	0	0	0	0	0	0	0	0	0	0	0
1200	365	0	0	2	9	16	21	65	103	94	37	13	4	1	0	0	0	0	0	0	0	0	0	0	0	0	0	0	0
1300	374	0	0	3	7	19	33	53	146	73	33	5	2	0	0	0	0	0	0	0	0	0	0	0	0	0	0	0	0
1400	387	0	0	4	3	19	24	69	105	102	50	10	1	0	0	0	0	0	0	0	0	0	0	0	0	0	0	0	0
1500	342	0	0	0	6	14	22	78	101	88	17	14	2	0	0	0	0	0	0	0	0	0	0	0	0	0	0	0	0
1600	370	0	0	1	7	7	27	76	111	87	39	13	1	0	1	0	0	0	0	0	0	0	0	0	0	0	0	0	0
1700	395	0	0	3	5	8	25	69	137	102	33	6	7	0	0	0	0	0	0	0	0	0	0	0	0	0	0	0	0
1800	334	0	0	4	10	12	19	58	105	75	38	7	4	2	0	0	0	0	0	0	0	0	0	0	0	0	0	0	0
1900	345	0	0	4	3	11	19	93	101	78	24	9	3	0	0	0	0	0	0	0	0	0	0	0	0	0	0	0	0
2000	312	0	0	3	9	12	21	77	94	65	18	11	1	1	0	0	0	0	0	0	0	0	0	0	0	0	0	0	0
2100	200	0	0	0	4	5	8	32	66	47	26	8	4	0	0	0	0	0	0	0	0	0	0	0	0	0	0	0	0
2200	111	0	0	1	1	1	2	22	25	31	23	3	0	2	0	0	0	0	0	0	0	0	0	0	0	0	0	0	0
2300	69	0	0	0	2	0	0	6	18	20	15	7	1	0	0	0	0	0	0	0	0	0	0	0	0	0	0	0	0
07-19	3608	0	0	23	72	124	212	571	1036	930	435	149	44	5	6	1	0	0	0	0	0	0	0	0	0	0	0	0	0
06-22	4526	0	0	30	89	153	262	775	1312	1135	512	185	56	9	7	1	0	0	0	0	0	0	0	0	0	0	0	0	0
06-00	4706	0	0	31	92	154	264	803	1355	1186	550	195	57	11	7	1	0	0	0	0	0	0	0	0	0	0	0	0	0
00-00	5105	0	1	33	94	166	273	837	1418	1275	645	255	82	17	7	1	1	0	0	0	0	0	0	0	0	0	0	0	0

Site E
Location R802, north of Dermot Ohurley Avenue
Direction Northbound

7352 / Ringsend
April 2017
Automatic Traffic Count

Monday, 03 April 2017

Time	Total	Classification												>PSL	>PSL%	>SL1	>SL1%	>SL2	>SL2%	Mean	Vpp
		1	2	3	4	5	6	7	8	9	10	11	12	50	50	55	55	60	60		85
		MCL	SV	SVT	TB2	TB3	T4	ART3	ART4	ART5	ART6	BD	DRT			+5kph	+5kph	+10kph	+10kph		
0000	38	2	35	0	1	0	0	0	0	0	0	0	0	10	26.3	1	2.6	1	2.6	43.5	50.8
0100	29	1	28	0	0	0	0	0	0	0	0	0	0	7	24.1	1	3.4	0	0	43.5	52.2
0200	18	2	14	0	2	0	0	0	0	0	0	0	0	6	33.3	3	16.7	2	11.1	41	54.4
0300	10	0	7	0	3	0	0	0	0	0	0	0	0	5	50	1	10	0	0	49.9	-
0400	27	0	23	0	3	1	0	0	0	0	0	0	0	12	44.4	6	22.2	3	11.1	49.6	56.5
0500	46	4	34	0	4	1	0	0	0	2	1	0	0	16	34.8	7	15.2	2	4.3	45.4	54
0600	173	10	151	0	8	1	1	0	0	0	2	0	0	19	11	3	1.7	0	0	41.9	48.6
0700	603	42	508	4	34	2	10	0	1	0	2	0	0	23	3.8	5	0.8	1	0.2	38.3	45
0800	674	76	559	5	22	4	5	0	2	0	1	0	0	4	0.6	2	0.3	1	0.1	31.9	41
0900	578	53	468	5	39	3	5	0	3	1	1	0	0	17	2.9	6	1	2	0.3	32.5	42.5
1000	382	17	324	2	30	2	3	0	2	0	2	0	0	10	2.6	3	0.8	1	0.3	36.9	43.6
1100	388	18	314	0	42	4	9	0	1	0	0	0	0	9	2.3	0	0	0	0	34.6	41.8
1200	390	15	335	3	31	1	4	0	0	1	0	0	0	10	2.6	4	1	0	0	37	44.3
1300	393	17	334	1	30	4	7	0	0	0	0	0	0	15	3.8	4	1	1	0.3	36.6	43.2
1400	390	18	328	2	31	6	5	0	0	0	0	0	0	7	1.8	3	0.8	1	0.3	34.6	42.5
1500	426	16	371	1	27	2	9	0	0	0	0	0	0	18	4.2	4	0.9	2	0.5	36.8	43.2
1600	416	19	361	1	27	4	3	0	0	1	0	0	0	17	4.1	6	1.4	3	0.7	37	44.6
1700	440	51	367	2	15	0	3	0	0	0	2	0	0	24	5.5	9	2	3	0.7	37.9	45.4
1800	402	35	349	0	15	1	2	0	0	0	0	0	0	24	6	8	2	2	0.5	38.3	45.4
1900	402	28	361	1	9	0	2	0	0	0	1	0	0	23	5.7	6	1.5	1	0.2	36.4	43.6
2000	318	18	286	3	8	0	3	0	0	0	0	0	0	8	2.5	4	1.3	1	0.3	35.6	42.8
2100	233	9	215	1	7	0	0	0	0	1	0	0	0	16	6.9	4	1.7	0	0	39	45
2200	180	13	159	0	6	1	0	0	0	0	1	0	0	7	3.9	2	1.1	0	0	36.8	43.6
2300	87	4	74	0	8	1	0	0	0	0	0	0	0	12	13.8	6	6.9	2	2.3	40.4	49
07-19	5482	377	4618	26	343	33	65	0	9	3	8	0	0	178	3.2	54	1	17	0.3	35.8	43.9
06-22	6608	442	5631	31	375	34	71	0	9	4	11	0	0	244	3.7	71	1.1	19	0.3	36.1	43.9
06-00	6875	459	5864	31	389	36	71	0	9	4	12	0	0	263	3.8	79	1.1	21	0.3	36.2	43.9
00-00	7043	468	6005	31	402	38	71	0	9	6	13	0	0	319	4.5	98	1.4	29	0.4	36.4	44.3

Site E
Location R802, north of Dermot Ohurley Avenue
Direction Northbound

7352 / Ringsend
April 2017
Automatic Traffic Count

Monday, 03 April 2017

Time	Total	Speed Bins (km/h)																											
		0 - 5	5 - 10	10 - 15	15 - 20	20 - 25	25 - 30	30 - 35	35 - 40	40 - 45	45 - 50	50 - 55	55 - 60	60 - 65	65 - 70	70 - 75	75 - 80	80 - 85	85 - 90	90 - 95	95 - 100	100 - 105	105 - 110	110 - 115	115 - 120	120 - 125	125 - 130	130 - 135	135 - 140
0000	38	0	0	0	1	0	3	0	9	7	8	9	0	0	1	0	0	0	0	0	0	0	0	0	0	0	0	0	0
0100	29	0	0	0	1	0	1	1	7	6	6	6	1	0	0	0	0	0	0	0	0	0	0	0	0	0	0	0	0
0200	18	0	0	1	1	1	0	2	4	3	0	3	1	2	0	0	0	0	0	0	0	0	0	0	0	0	0	0	0
0300	10	0	0	0	0	0	0	0	1	1	3	4	1	0	0	0	0	0	0	0	0	0	0	0	0	0	0	0	0
0400	27	0	0	0	0	0	0	1	4	4	6	6	3	2	1	0	0	0	0	0	0	0	0	0	0	0	0	0	0
0500	46	0	0	2	1	0	2	1	2	9	13	9	5	1	1	0	0	0	0	0	0	0	0	0	0	0	0	0	0
0600	173	0	0	0	3	2	0	18	41	59	31	16	3	0	0	0	0	0	0	0	0	0	0	0	0	0	0	0	0
0700	603	0	0	2	6	27	32	95	185	154	79	18	4	1	0	0	0	0	0	0	0	0	0	0	0	0	0	0	0
0800	674	0	5	44	55	73	58	124	178	103	30	2	1	0	0	0	0	0	0	0	0	0	0	0	1	0	0	0	0
0900	578	0	3	34	52	46	85	99	116	85	41	11	4	2	0	0	0	0	0	0	0	0	0	0	0	0	0	0	0
1000	382	0	0	2	9	10	32	89	105	95	30	7	2	1	0	0	0	0	0	0	0	0	0	0	0	0	0	0	0
1100	388	0	0	10	17	15	55	84	113	61	24	9	0	0	0	0	0	0	0	0	0	0	0	0	0	0	0	0	0
1200	390	0	0	1	12	20	34	66	117	90	40	6	4	0	0	0	0	0	0	0	0	0	0	0	0	0	0	0	0
1300	393	0	0	4	10	12	34	93	123	75	27	11	3	1	0	0	0	0	0	0	0	0	0	0	0	0	0	0	0
1400	390	0	2	2	8	20	80	84	97	67	23	4	2	1	0	0	0	0	0	0	0	0	0	0	0	0	0	0	0
1500	426	0	0	4	4	11	25	139	116	78	31	14	2	2	0	0	0	0	0	0	0	0	0	0	0	0	0	0	0
1600	416	0	0	4	14	20	34	83	109	90	45	11	3	1	0	0	0	2	0	0	0	0	0	0	0	0	0	0	0
1700	440	0	0	2	9	33	40	49	123	106	54	15	6	2	0	0	0	0	1	0	0	0	0	0	0	0	0	0	0
1800	402	0	0	1	6	24	25	65	112	98	47	16	6	2	0	0	0	0	0	0	0	0	0	0	0	0	0	0	0
1900	402	0	0	2	13	24	35	94	105	77	29	17	5	1	0	0	0	0	0	0	0	0	0	0	0	0	0	0	0
2000	318	0	0	1	11	12	53	68	80	62	23	4	3	1	0	0	0	0	0	0	0	0	0	0	0	0	0	0	0
2100	233	0	0	0	10	1	8	40	68	67	23	12	4	0	0	0	0	0	0	0	0	0	0	0	0	0	0	0	0
2200	180	0	0	0	13	10	6	25	60	47	12	5	2	0	0	0	0	0	0	0	0	0	0	0	0	0	0	0	0
2300	87	0	0	2	2	2	2	8	26	18	15	6	4	2	0	0	0	0	0	0	0	0	0	0	0	0	0	0	0
07-19	5482	0	10	110	202	311	534	1070	1494	1102	471	124	37	13	0	0	0	2	1	0	0	0	0	0	1	0	0	0	0
06-22	6608	0	10	113	239	350	630	1290	1788	1367	577	173	52	15	0	0	0	2	1	0	0	0	0	0	1	0	0	0	0
06-00	6875	0	10	115	254	362	638	1323	1874	1432	604	184	58	17	0	0	0	2	1	0	0	0	0	0	1	0	0	0	0
00-00	7043	0	10	118	258	363	644	1328	1901	1462	640	221	69	22	3	0	0	2	1	0	0	0	0	0	1	0	0	0	0

Site E
Location R802, north of Dermot Ohurley Avenue
Direction Northbound

7352 / Ringsend
April 2017
Automatic Traffic Count

Tuesday, 04 April 2017

Time	Total	Classification												>PSL	>PSL%	>SL1	>SL1%	>SL2	>SL2%	Mean	Vpp
		1	2	3	4	5	6	7	8	9	10	11	12	50	50	55	55	60	60		85
		MCL	SV	SVT	TB2	TB3	T4	ART3	ART4	ART5	ART6	BD	DRT			+5kph	+5kph	+10kph	+10kph		
0000	61	2	55	0	4	0	0	0	0	0	0	0	0	12	19.7	6	9.8	1	1.6	44.4	51.8
0100	21	3	17	0	1	0	0	0	0	0	0	0	0	5	23.8	1	4.8	0	0	41.2	51.1
0200	10	0	9	0	1	0	0	0	0	0	0	0	0	2	20	1	10	0	0	43.6	-
0300	12	0	9	0	3	0	0	0	0	0	0	0	0	3	25	2	16.7	2	16.7	44.5	51.1
0400	19	0	19	0	0	0	0	0	0	0	0	0	0	6	31.6	3	15.8	2	10.5	47.5	52.9
0500	71	8	57	0	5	0	0	0	0	1	0	0	0	24	33.8	13	18.3	7	9.9	45.3	55.4
0600	209	10	178	2	13	0	3	0	1	0	2	0	0	25	12	6	2.9	1	0.5	40.2	48.6
0700	633	47	533	6	33	3	6	0	2	0	3	0	0	26	4.1	3	0.5	0	0	37.5	45
0800	719	73	595	6	30	1	13	0	0	1	0	0	0	8	1.1	1	0.1	0	0	32.6	41.8
0900	579	43	489	3	33	5	5	0	1	0	0	0	0	17	2.9	4	0.7	2	0.3	34.5	42.8
1000	414	16	332	0	56	3	6	0	0	0	1	0	0	14	3.4	3	0.7	0	0	37.9	44.6
1100	370	14	307	1	41	2	5	0	0	0	0	0	0	3	0.8	2	0.5	0	0	35.9	42.8
1200	415	16	335	2	51	2	7	1	0	0	1	0	0	15	3.6	4	1	1	0.2	36.4	43.6
1300	471	21	408	4	31	3	3	0	0	0	1	0	0	6	1.3	1	0.2	1	0.2	35.6	41
1400	440	15	379	2	32	3	7	0	2	0	0	0	0	8	1.8	1	0.2	1	0.2	35	40.7
1500	457	21	393	4	30	1	7	0	1	0	0	0	0	11	2.4	5	1.1	1	0.2	35.7	42.8
1600	501	27	435	4	31	1	1	0	0	0	1	0	1	13	2.6	3	0.6	0	0	35.8	42.1
1700	437	57	350	5	19	1	4	0	0	0	1	0	0	21	4.8	12	2.7	4	0.9	35.2	43.9
1800	419	38	361	3	13	3	1	0	0	0	0	0	0	14	3.3	5	1.2	4	1	36.3	43.2
1900	430	32	370	6	18	0	3	1	0	0	0	0	0	4	0.9	1	0.2	0	0	35.9	41.8
2000	375	29	330	2	11	0	3	0	0	0	0	0	0	6	1.6	1	0.3	0	0	34.4	41.8
2100	277	18	251	2	5	0	1	0	0	0	0	0	0	5	1.8	4	1.4	2	0.7	36.8	43.9
2200	180	17	157	0	4	1	0	0	0	1	0	0	0	10	5.6	5	2.8	0	0	37.7	45.7
2300	104	4	89	0	9	1	0	0	0	0	1	0	0	13	12.5	2	1.9	0	0	42.2	49
07-19	5855	388	4917	40	400	28	65	1	6	1	8	0	1	156	2.7	44	0.8	14	0.2	35.6	42.8
06-22	7146	477	6046	52	447	28	75	2	7	1	10	0	1	196	2.7	56	0.8	17	0.2	35.7	43.2
06-00	7430	498	6292	52	460	30	75	2	7	2	11	0	1	219	2.9	63	0.8	17	0.2	35.9	43.2
00-00	7624	511	6458	52	474	30	75	2	7	3	11	0	1	271	3.6	89	1.2	29	0.4	36.1	43.6

Site E
Location R802, north of Dermot Ohurley Avenue
Direction Northbound

7352 / Ringsend
April 2017
Automatic Traffic Count

Tuesday, 04 April 2017

Time	Total	Speed Bins (km/h)																											
		0 - 5	5 - 10	10 - 15	15 - 20	20 - 25	25 - 30	30 - 35	35 - 40	40 - 45	45 - 50	50 - 55	55 - 60	60 - 65	65 - 70	70 - 75	75 - 80	80 - 85	85 - 90	90 - 95	95 - 100	100 - 105	105 - 110	110 - 115	115 - 120	120 - 125	125 - 130	130 - 135	135 - 140
0000	61	0	0	0	1	0	2	1	10	20	15	6	5	1	0	0	0	0	0	0	0	0	0	0	0	0	0	0	0
0100	21	0	0	1	0	2	1	1	3	3	5	4	1	0	0	0	0	0	0	0	0	0	0	0	0	0	0	0	0
0200	10	0	0	0	0	0	0	1	2	4	1	1	1	0	0	0	0	0	0	0	0	0	0	0	0	0	0	0	0
0300	12	0	0	0	0	0	0	2	2	4	1	1	0	2	0	0	0	0	0	0	0	0	0	0	0	0	0	0	0
0400	19	0	0	0	0	0	0	1	3	2	7	3	1	2	0	0	0	0	0	0	0	0	0	0	0	0	0	0	0
0500	71	0	0	1	0	5	0	3	12	13	13	11	6	3	3	1	0	0	0	0	0	0	0	0	0	0	0	0	0
0600	209	0	0	2	4	3	4	34	57	51	29	19	5	1	0	0	0	0	0	0	0	0	0	0	0	0	0	0	0
0700	633	0	0	4	23	40	36	72	217	138	77	23	3	0	0	0	0	0	0	0	0	0	0	0	0	0	0	0	0
0800	719	0	2	14	54	90	102	142	173	101	33	7	1	0	0	0	0	0	0	0	0	0	0	0	0	0	0	0	0
0900	579	0	3	8	49	48	34	116	161	103	40	13	2	1	1	0	0	0	0	0	0	0	0	0	0	0	0	0	0
1000	414	0	0	4	10	7	22	77	134	104	42	11	3	0	0	0	0	0	0	0	0	0	0	0	0	0	0	0	0
1100	370	0	0	4	7	17	38	88	118	54	41	1	2	0	0	0	0	0	0	0	0	0	0	0	0	0	0	0	0
1200	415	0	0	7	12	12	44	90	120	83	32	11	3	1	0	0	0	0	0	0	0	0	0	0	0	0	0	0	0
1300	471	0	2	6	6	20	46	106	182	74	23	5	0	1	0	0	0	0	0	0	0	0	0	0	0	0	0	0	0
1400	440	0	0	4	8	16	50	129	150	56	19	7	0	1	0	0	0	0	0	0	0	0	0	0	0	0	0	0	0
1500	457	0	1	4	10	33	47	100	128	95	28	6	4	1	0	0	0	0	0	0	0	0	0	0	0	0	0	0	0
1600	501	0	0	3	17	22	29	131	180	83	23	10	3	0	0	0	0	0	0	0	0	0	0	0	0	0	0	0	0
1700	437	0	0	5	28	42	34	81	120	72	34	9	8	4	0	0	0	0	0	0	0	0	0	0	0	0	0	0	0
1800	419	0	0	5	13	25	24	102	115	93	28	9	1	2	1	0	0	0	0	1	0	0	0	0	0	0	0	0	0
1900	430	0	0	2	12	22	35	104	135	86	30	3	1	0	0	0	0	0	0	0	0	0	0	0	0	0	0	0	0
2000	375	0	0	6	15	23	51	92	100	68	14	5	1	0	0	0	0	0	0	0	0	0	0	0	0	0	0	0	0
2100	277	0	0	2	5	15	29	48	74	72	27	1	2	1	1	0	0	0	0	0	0	0	0	0	0	0	0	0	0
2200	180	0	0	6	7	8	8	22	52	40	27	5	5	0	0	0	0	0	0	0	0	0	0	0	0	0	0	0	0
2300	104	0	0	0	5	0	4	6	18	26	32	11	2	0	0	0	0	0	0	0	0	0	0	0	0	0	0	0	0
07-19	5855	0	8	68	237	372	506	1234	1798	1056	420	112	30	11	2	0	0	0	0	1	0	0	0	0	0	0	0	0	0
06-22	7146	0	8	80	273	435	625	1512	2164	1333	520	140	39	13	3	0	0	0	0	1	0	0	0	0	0	0	0	0	0
06-00	7430	0	8	86	285	443	637	1540	2234	1399	579	156	46	13	3	0	0	0	0	1	0	0	0	0	0	0	0	0	0
00-00	7624	0	8	88	286	450	640	1549	2266	1445	621	182	60	21	6	1	0	0	0	1	0	0	0	0	0	0	0	0	0

Site E
Location R802, north of Dermot Ohurley Avenue
Direction Northbound

7352 / Ringsend
April 2017
Automatic Traffic Count

Wednesday, 05 April 2017

Time	Total	Classification												>PSL	>PSL%	>SL1	>SL1%	>SL2	>SL2%	Mean	Vpp
		1	2	3	4	5	6	7	8	9	10	11	12	50	50	55	55	60	60		85
		MCL	SV	SVT	TB2	TB3	T4	ART3	ART4	ART5	ART6	BD	DRT			+5kph	+5kph	+10kph	+10kph		
0000	53	5	43	0	5	0	0	0	0	0	0	0	0	6	11.3	1	1.9	0	0	40.9	49.3
0100	26	5	19	0	2	0	0	0	0	0	0	0	0	2	7.7	1	3.8	1	3.8	37.9	48.6
0200	18	0	15	0	3	0	0	0	0	0	0	0	0	5	27.8	3	16.7	1	5.6	45.2	51.5
0300	14	1	11	0	2	0	0	0	0	0	0	0	0	3	21.4	2	14.3	0	0	40.7	50.8
0400	24	0	19	0	5	0	0	0	0	0	0	0	0	12	50	4	16.7	1	4.2	48.7	52.6
0500	73	5	57	0	5	1	3	0	1	1	0	0	0	16	21.9	11	15.1	4	5.5	44.8	52.6
0600	219	14	182	2	14	1	3	0	1	1	1	0	0	28	12.8	13	5.9	4	1.8	41.4	49.3
0700	633	46	522	9	39	3	12	0	1	1	0	0	0	23	3.6	8	1.3	3	0.5	37.1	43.6
0800	617	50	526	4	16	5	12	3	0	0	1	0	0	0	0	0	0	0	0	19.3	29.2
0900	567	44	469	2	35	2	13	0	2	0	0	0	0	6	1.1	1	0.2	0	0	28.9	39.6
1000	434	19	355	2	43	6	9	0	0	0	0	0	0	12	2.8	5	1.2	3	0.7	35.8	41.8
1100	405	14	336	2	40	3	7	0	0	1	2	0	0	13	3.2	3	0.7	1	0.2	36.3	43.6
1200	411	18	331	2	46	2	10	1	1	0	0	0	0	7	1.7	1	0.2	0	0	36.3	42.8
1300	415	23	342	3	34	2	9	0	0	0	1	1	0	10	2.4	2	0.5	0	0	34.6	41.8
1400	449	17	386	1	35	2	7	0	0	0	1	0	0	6	1.3	1	0.2	0	0	34.7	41
1500	453	16	389	1	37	3	6	1	0	0	0	0	0	17	3.8	2	0.4	0	0	36.6	43.2
1600	614	36	528	3	33	4	8	0	1	1	0	0	0	15	2.4	5	0.8	1	0.2	34.3	43.2
1700	550	53	452	4	31	0	6	0	1	0	1	2	0	25	4.5	8	1.5	4	0.7	34.9	42.8
1800	486	42	420	4	15	2	2	0	0	0	1	0	0	14	2.9	3	0.6	0	0	35.5	42.1
1900	395	28	349	2	12	1	2	0	0	1	0	0	0	13	3.3	1	0.3	0	0	36.1	44.3
2000	394	20	354	2	15	0	1	0	1	0	0	0	1	13	3.3	3	0.8	1	0.3	35.2	42.8
2100	259	13	234	1	11	0	0	0	0	0	0	0	0	9	3.5	1	0.4	0	0	37.3	43.9
2200	144	9	131	0	2	1	0	0	0	0	1	0	0	21	14.6	9	6.3	1	0.7	40.1	48.2
2300	87	6	75	0	6	0	0	0	0	0	0	0	0	11	12.6	5	5.7	0	0	41.1	49.3
07-19	6034	378	5056	37	404	34	101	5	6	3	7	3	0	148	2.5	39	0.6	12	0.2	33.3	42.1
06-22	7301	453	6175	44	456	36	107	5	8	5	8	3	1	211	2.9	57	0.8	17	0.2	33.9	42.5
06-00	7532	468	6381	44	464	37	107	5	8	5	9	3	1	243	3.2	71	0.9	18	0.2	34.1	42.8
00-00	7740	484	6545	44	486	38	110	5	9	6	9	3	1	287	3.7	93	1.2	25	0.3	34.4	43.2

Site E
Location R802, north of Dermot Ohurley Avenue
Direction Northbound

7352 / Ringsend
April 2017
Automatic Traffic Count

Wednesday, 05 April 2017

Time	Total	Speed Bins (km/h)																											
		0 - 5	5 - 10	10 - 15	15 - 20	20 - 25	25 - 30	30 - 35	35 - 40	40 - 45	45 - 50	50 - 55	55 - 60	60 - 65	65 - 70	70 - 75	75 - 80	80 - 85	85 - 90	90 - 95	95 - 100	100 - 105	105 - 110	110 - 115	115 - 120	120 - 125	125 - 130	130 - 135	135 - 140
0000	53	0	0	3	1	1	0	1	13	16	12	5	1	0	0	0	0	0	0	0	0	0	0	0	0	0	0	0	0
0100	26	0	0	1	0	5	3	0	5	2	8	1	0	1	0	0	0	0	0	0	0	0	0	0	0	0	0	0	0
0200	18	0	0	0	0	0	0	3	2	3	5	2	2	1	0	0	0	0	0	0	0	0	0	0	0	0	0	0	0
0300	14	0	0	0	1	0	2	0	3	3	2	1	2	0	0	0	0	0	0	0	0	0	0	0	0	0	0	0	0
0400	24	0	0	0	0	0	1	0	0	6	5	8	3	0	1	0	0	0	0	0	0	0	0	0	0	0	0	0	0
0500	73	0	0	1	2	1	2	2	11	17	21	5	7	1	2	0	1	0	0	0	0	0	0	0	0	0	0	0	0
0600	219	0	0	0	5	7	3	26	55	52	43	15	9	2	1	1	0	0	0	0	0	0	0	0	0	0	0	0	0
0700	633	0	0	1	15	32	40	129	193	157	43	15	5	0	3	0	0	0	0	0	0	0	0	0	0	0	0	0	0
0800	617	0	52	180	176	85	38	36	27	19	4	0	0	0	0	0	0	0	0	0	0	0	0	0	0	0	0	0	0
0900	567	0	5	82	69	62	48	94	128	57	16	5	1	0	0	0	0	0	0	0	0	0	0	0	0	0	0	0	0
1000	434	0	0	5	17	17	42	99	142	81	19	7	2	0	0	2	0	0	0	0	0	0	0	1	0	0	0	0	0
1100	405	0	0	2	8	20	33	106	116	74	33	10	2	1	0	0	0	0	0	0	0	0	0	0	0	0	0	0	0
1200	411	0	0	3	8	17	28	111	126	75	36	6	1	0	0	0	0	0	0	0	0	0	0	0	0	0	0	0	0
1300	415	0	0	5	20	30	40	109	114	64	23	8	2	0	0	0	0	0	0	0	0	0	0	0	0	0	0	0	0
1400	449	0	0	6	8	27	54	125	134	73	16	5	1	0	0	0	0	0	0	0	0	0	0	0	0	0	0	0	0
1500	453	0	1	2	7	19	55	88	135	94	35	15	2	0	0	0	0	0	0	0	0	0	0	0	0	0	0	0	0
1600	614	0	0	6	27	52	91	161	117	99	46	10	4	1	0	0	0	0	0	0	0	0	0	0	0	0	0	0	0
1700	550	0	1	5	18	45	78	130	136	82	30	17	4	3	1	0	0	0	0	0	0	0	0	0	0	0	0	0	0
1800	486	0	0	1	23	21	46	132	136	84	29	11	3	0	0	0	0	0	0	0	0	0	0	0	0	0	0	0	0
1900	395	0	0	6	21	23	21	91	109	72	39	12	1	0	0	0	0	0	0	0	0	0	0	0	0	0	0	0	0
2000	394	0	0	2	11	27	47	91	122	57	24	10	2	0	1	0	0	0	0	0	0	0	0	0	0	0	0	0	0
2100	259	0	0	4	5	14	14	50	72	65	26	8	1	0	0	0	0	0	0	0	0	0	0	0	0	0	0	0	0
2200	144	0	0	1	5	7	6	12	29	44	19	12	8	1	0	0	0	0	0	0	0	0	0	0	0	0	0	0	0
2300	87	0	1	1	4	0	4	4	18	25	19	6	5	0	0	0	0	0	0	0	0	0	0	0	0	0	0	0	0
07-19	6034	0	59	298	396	427	593	1320	1504	959	330	109	27	5	4	2	0	0	0	0	0	0	0	1	0	0	0	0	0
06-22	7301	0	59	310	438	498	678	1578	1862	1205	462	154	40	7	6	3	0	0	0	0	0	0	0	1	0	0	0	0	0
06-00	7532	0	60	312	447	505	688	1594	1909	1274	500	172	53	8	6	3	0	0	0	0	0	0	0	1	0	0	0	0	0
00-00	7740	0	60	317	451	512	696	1600	1943	1321	553	194	68	11	9	3	1	0	0	0	0	0	0	1	0	0	0	0	0

Site E
Location R802, north of Dermot Ohurley Avenue
Direction Northbound

7352 / Ringsend
April 2017
Automatic Traffic Count

Thursday, 06 April 2017

Time	Total	Classification												>PSL	>PSL%	>SL1	>SL1%	>SL2	>SL2%	Mean	Vpp
		1	2	3	4	5	6	7	8	9	10	11	12	50	50	55	55	60	60		85
		MCL	SV	SVT	TB2	TB3	T4	ART3	ART4	ART5	ART6	BD	DRT			+5kph	+5kph	+10kph	+10kph		
0000	62	4	56	0	2	0	0	0	0	0	0	0	0	15	24.2	5	8.1	4	6.5	43.5	52.2
0100	22	0	22	0	0	0	0	0	0	0	0	0	0	5	22.7	2	9.1	1	4.5	46.7	51.5
0200	27	0	24	0	2	1	0	0	0	0	0	0	0	7	25.9	1	3.7	1	3.7	43.2	52.2
0300	15	0	14	0	1	0	0	0	0	0	0	0	0	6	40	5	33.3	3	20	47.4	61.2
0400	23	0	22	0	1	0	0	0	0	0	0	0	0	11	47.8	6	26.1	3	13	49.6	59.4
0500	54	3	47	0	4	0	0	0	0	0	0	0	0	14	25.9	12	22.2	8	14.8	46.6	59
0600	201	14	164	1	9	0	11	0	0	1	1	0	0	20	10	6	3	2	1	40.4	47.5
0700	606	49	505	1	33	3	14	0	0	0	1	0	0	22	3.6	7	1.2	3	0.5	37.3	44.6
0800	660	70	525	14	29	6	9	2	1	0	3	0	1	3	0.5	1	0.2	0	0	25.3	36
0900	611	39	514	6	37	3	10	0	1	1	0	0	0	11	1.8	5	0.8	1	0.2	29.9	40.7
1000	440	19	374	3	35	1	8	0	0	0	0	0	0	9	2	2	0.5	1	0.2	36.5	43.6
1100	449	16	378	5	39	2	8	0	1	0	0	0	0	6	1.3	2	0.4	0	0	34	41.4
1200	449	10	368	5	53	3	9	1	0	0	0	0	0	5	1.1	2	0.4	1	0.2	35.5	41.8
1300	451	18	379	3	40	0	8	0	2	1	0	0	0	10	2.2	5	1.1	2	0.4	35.9	42.8
1400	455	14	398	0	33	1	8	1	0	0	0	0	0	4	0.9	1	0.2	0	0	34.4	40.7
1500	420	17	364	2	28	0	6	0	1	0	2	0	0	5	1.2	1	0.2	0	0	35.5	42.1
1600	590	24	511	4	40	1	6	0	1	0	3	0	0	18	3.1	7	1.2	1	0.2	35.6	43.2
1700	530	61	434	3	23	0	7	0	0	0	2	0	0	17	3.2	4	0.8	1	0.2	34.9	43.2
1800	492	35	438	2	13	2	2	0	0	0	0	0	0	18	3.7	2	0.4	1	0.2	36.2	43.2
1900	439	24	392	2	18	0	3	0	0	0	0	0	0	3	0.7	2	0.5	0	0	35.3	41.8
2000	376	23	342	1	8	0	2	0	0	0	0	0	0	13	3.5	6	1.6	2	0.5	35.8	42.8
2100	309	23	276	1	6	0	2	0	1	0	0	0	0	12	3.9	5	1.6	3	1	38.3	45.4
2200	235	15	211	1	7	0	0	0	0	0	1	0	0	18	7.7	6	2.6	0	0	38.2	44.6
2300	152	5	140	0	7	0	0	0	0	0	0	0	0	16	10.5	6	3.9	2	1.3	41	48.2
07-19	6153	372	5188	48	403	22	95	4	7	2	11	0	1	128	2.1	39	0.6	11	0.2	33.9	42.1
06-22	7478	456	6362	53	444	22	113	4	8	3	12	0	1	176	2.4	58	0.8	18	0.2	34.5	42.8
06-00	7865	476	6713	54	458	22	113	4	8	3	13	0	1	210	2.7	70	0.9	20	0.3	34.7	42.8
00-00	8068	483	6898	54	468	23	113	4	8	3	13	0	1	268	3.3	101	1.3	40	0.5	35	43.2

Site E
Location R802, north of Dermot Ohurley Avenue
Direction Northbound

7352 / Ringsend
April 2017
Automatic Traffic Count

Thursday, 06 April 2017

Time	Total	Speed Bins (km/h)																												
		0 - 5	5 - 10	10 - 15	15 - 20	20 - 25	25 - 30	30 - 35	35 - 40	40 - 45	45 - 50	50 - 55	55 - 60	60 - 65	65 - 70	70 - 75	75 - 80	80 - 85	85 - 90	90 - 95	95 - 100	100 - 105	105 - 110	110 - 115	115 - 120	120 - 125	125 - 130	130 - 135	135 - 140
0000	62	0	0	1	4	1	1	3	7	12	18	10	1	3	1	0	0	0	0	0	0	0	0	0	0	0	0	0	0
0100	22	0	0	0	0	0	0	1	2	5	9	3	1	0	0	0	1	0	0	0	0	0	0	0	0	0	0	0	0
0200	27	0	0	1	0	1	1	0	6	6	5	6	0	1	0	0	0	0	0	0	0	0	0	0	0	0	0	0	0
0300	15	0	0	0	0	1	2	0	1	1	4	1	2	2	0	1	0	0	0	0	0	0	0	0	0	0	0	0	0
0400	23	0	0	0	0	0	0	1	3	1	7	5	3	3	0	0	0	0	0	0	0	0	0	0	0	0	0	0	0
0500	54	0	0	2	2	1	1	0	1	12	21	2	4	4	3	0	1	0	0	0	0	0	0	0	0	0	0	0	0
0600	201	0	0	1	4	10	4	18	47	65	32	14	4	2	0	0	0	0	0	0	0	0	0	0	0	0	0	0	0
0700	606	0	1	4	12	36	43	110	175	138	65	15	4	2	1	0	0	0	0	0	0	0	0	0	0	0	0	0	0
0800	660	0	17	82	129	108	96	108	78	32	7	2	1	0	0	0	0	0	0	0	0	0	0	0	0	0	0	0	0
0900	611	0	22	46	86	63	56	89	135	76	27	6	4	1	0	0	0	0	0	0	0	0	0	0	0	0	0	0	0
1000	440	0	0	4	15	15	44	87	116	115	35	7	1	1	0	0	0	0	0	0	0	0	0	0	0	0	0	0	0
1100	449	0	2	17	21	22	47	105	133	78	18	4	2	0	0	0	0	0	0	0	0	0	0	0	0	0	0	0	0
1200	449	0	0	1	8	18	54	126	130	81	26	3	1	0	1	0	0	0	0	0	0	0	0	0	0	0	0	0	0
1300	451	0	0	3	12	21	55	102	134	85	29	5	3	0	2	0	0	0	0	0	0	0	0	0	0	0	0	0	0
1400	455	0	2	4	17	23	51	131	137	64	22	3	1	0	0	0	0	0	0	0	0	0	0	0	0	0	0	0	0
1500	420	0	0	3	10	19	38	116	129	76	24	4	1	0	0	0	0	0	0	0	0	0	0	0	0	0	0	0	0
1600	590	0	0	4	24	42	55	132	160	114	41	11	6	1	0	0	0	0	0	0	0	0	0	0	0	0	0	0	0
1700	530	0	2	2	17	51	84	90	137	87	43	13	3	1	0	0	0	0	0	0	0	0	0	0	0	0	0	0	0
1800	492	0	0	2	14	24	41	118	153	84	38	16	1	0	0	1	0	0	0	0	0	0	0	0	0	0	0	0	0
1900	439	0	0	2	14	22	37	128	128	80	25	1	2	0	0	0	0	0	0	0	0	0	0	0	0	0	0	0	0
2000	376	0	0	2	18	15	32	93	118	59	26	7	4	1	0	0	1	0	0	0	0	0	0	0	0	0	0	0	0
2100	309	0	0	0	8	14	11	55	92	78	39	7	2	3	0	0	0	0	0	0	0	0	0	0	0	0	0	0	0
2200	235	0	0	1	6	6	23	32	64	69	16	12	6	0	0	0	0	0	0	0	0	0	0	0	0	0	0	0	0
2300	152	0	0	1	4	4	2	13	46	37	29	10	4	1	1	0	0	0	0	0	0	0	0	0	0	0	0	0	0
07-19	6153	0	46	172	365	442	664	1314	1617	1030	375	89	28	6	4	1	0	0	0	0	0	0	0	0	0	0	0	0	0
06-22	7478	0	46	177	409	503	748	1608	2002	1312	497	118	40	12	4	1	1	0	0	0	0	0	0	0	0	0	0	0	0
06-00	7865	0	46	179	419	513	773	1653	2112	1418	542	140	50	13	5	1	1	0	0	0	0	0	0	0	0	0	0	0	0
00-00	8068	0	46	183	425	517	778	1658	2132	1455	606	167	61	26	9	2	3	0	0	0	0	0	0	0	0	0	0	0	0

Site E
Location R802, north of Dermot Ohurley Avenue
Direction Northbound

7352 / Ringsend
April 2017
Automatic Traffic Count

Friday, 07 April 2017

Time	Total	Classification												>PSL	>PSL%	>SL1	>SL1%	>SL2	>SL2%	Mean	Vpp
		1	2	3	4	5	6	7	8	9	10	11	12	50	50	55	55	60	60		85
		MCL	SV	SVT	TB2	TB3	T4	ART3	ART4	ART5	ART6	BD	DRT			+5kph	+5kph	+10kph	+10kph		
0000	83	3	75	0	3	1	1	0	0	0	0	0	0	12	14.5	9	10.8	4	4.8	42.8	49.3
0100	55	3	51	0	0	0	1	0	0	0	0	0	0	11	20	4	7.3	1	1.8	43.3	51.5
0200	20	1	18	0	1	0	0	0	0	0	0	0	0	5	25	4	20	2	10	46.3	54.7
0300	20	0	19	0	1	0	0	0	0	0	0	0	0	7	35	3	15	1	5	46.6	52.6
0400	30	0	25	0	4	1	0	0	0	0	0	0	0	12	40	4	13.3	1	3.3	47.4	53.3
0500	52	5	42	0	2	0	0	0	0	0	3	0	0	20	38.5	13	25	9	17.3	48.1	60.1
0600	206	16	178	1	6	0	3	0	0	1	1	0	0	25	12.1	9	4.4	3	1.5	41.5	49
0700	580	39	480	4	37	3	12	0	3	0	2	0	0	17	2.9	3	0.5	0	0	37.9	44.6
0800	582	61	480	5	22	0	8	1	3	0	2	0	0	2	0.3	0	0	0	0	28.2	39.6
0900	551	40	461	4	33	2	10	1	0	0	0	0	0	8	1.5	3	0.5	1	0.2	31.4	41
1000	435	18	365	0	43	1	6	0	0	1	1	0	0	9	2.1	1	0.2	0	0	35.6	41.8
1100	433	8	379	0	36	1	8	0	1	0	0	0	0	8	1.8	0	0	0	0	35.8	42.5
1200	485	18	398	7	50	2	7	0	1	0	1	0	1	8	1.6	4	0.8	3	0.6	36	42.1
1300	536	21	465	4	33	6	7	0	0	0	0	0	0	15	2.8	3	0.6	1	0.2	35.8	43.2
1400	474	26	400	5	35	0	8	0	0	0	0	0	0	14	3	6	1.3	1	0.2	35.3	42.5
1500	507	26	432	0	41	0	6	0	0	0	2	0	0	12	2.4	5	1	4	0.8	36	42.5
1600	490	28	429	3	22	2	6	0	0	0	0	0	0	13	2.7	2	0.4	0	0	35.3	42.5
1700	408	56	326	4	15	0	7	0	0	0	0	0	0	29	7.1	9	2.2	2	0.5	37.7	46.1
1800	383	28	335	1	17	0	2	0	0	0	0	0	0	21	5.5	5	1.3	1	0.3	37.6	45
1900	430	22	390	1	14	3	0	0	0	0	0	0	0	11	2.6	2	0.5	0	0	36.4	43.2
2000	372	24	335	1	9	1	0	0	0	1	0	0	1	14	3.8	2	0.5	1	0.3	37.1	42.8
2100	271	12	244	1	13	1	0	0	0	0	0	0	0	19	7	5	1.8	2	0.7	39.9	46.1
2200	202	6	186	0	10	0	0	0	0	0	0	0	0	28	13.9	10	5	4	2	41.1	49.3
2300	154	3	143	0	7	1	0	0	0	0	0	0	0	20	13	8	5.2	3	1.9	42.6	47.9
07-19	5864	369	4950	37	384	17	87	2	8	1	8	0	1	156	2.7	41	0.7	13	0.2	35	42.8
06-22	7143	443	6097	41	426	22	90	2	8	3	9	0	2	225	3.1	59	0.8	19	0.3	35.6	43.2
06-00	7499	452	6426	41	443	23	90	2	8	3	9	0	2	273	3.6	77	1	26	0.3	35.9	43.9
00-00	7759	464	6656	41	454	25	92	2	8	3	12	0	2	340	4.4	114	1.5	44	0.6	36.2	44.3

Site E
Location R802, north of Dermot Ohurley Avenue
Direction Northbound

7352 / Ringsend
April 2017
Automatic Traffic Count

Friday, 07 April 2017

Time	Total	Speed Bins (km/h)																											
		0 - 5	5 - 10	10 - 15	15 - 20	20 - 25	25 - 30	30 - 35	35 - 40	40 - 45	45 - 50	50 - 55	55 - 60	60 - 65	65 - 70	70 - 75	75 - 80	80 - 85	85 - 90	90 - 95	95 - 100	100 - 105	105 - 110	110 - 115	115 - 120	120 - 125	125 - 130	130 - 135	135 - 140
0000	83	0	0	1	2	2	3	4	13	21	25	3	5	4	0	0	0	0	0	0	0	0	0	0	0	0	0	0	0
0100	55	0	0	1	1	1	2	2	8	14	15	7	3	1	0	0	0	0	0	0	0	0	0	0	0	0	0	0	0
0200	20	0	0	0	0	1	0	0	3	8	3	1	2	0	1	1	0	0	0	0	0	0	0	0	0	0	0	0	0
0300	20	0	0	0	0	0	0	2	3	4	4	4	2	0	0	1	0	0	0	0	0	0	0	0	0	0	0	0	0
0400	30	0	0	0	1	0	0	2	2	2	11	8	3	0	1	0	0	0	0	0	0	0	0	0	0	0	0	0	0
0500	52	0	0	1	1	1	1	1	3	13	11	7	4	4	1	4	0	0	0	0	0	0	0	0	0	0	0	0	0
0600	206	0	0	0	7	5	5	19	41	68	36	16	6	2	0	0	1	0	0	0	0	0	0	0	0	0	0	0	0
0700	580	0	0	1	17	29	27	88	170	169	62	14	3	0	0	0	0	0	0	0	0	0	0	0	0	0	0	0	0
0800	582	0	8	84	77	52	79	100	98	60	22	2	0	0	0	0	0	0	0	0	0	0	0	0	0	0	0	0	0
0900	551	0	5	42	33	39	100	130	107	58	29	5	2	1	0	0	0	0	0	0	0	0	0	0	0	0	0	0	0
1000	435	0	0	2	10	17	56	100	148	73	20	8	1	0	0	0	0	0	0	0	0	0	0	0	0	0	0	0	0
1100	433	0	0	3	7	16	39	127	137	61	35	8	0	0	0	0	0	0	0	0	0	0	0	0	0	0	0	0	0
1200	485	0	0	0	7	20	68	127	135	86	34	4	1	0	0	0	0	0	0	3	0	0	0	0	0	0	0	0	0
1300	536	0	0	1	12	34	62	139	128	108	37	12	2	1	0	0	0	0	0	0	0	0	0	0	0	0	0	0	0
1400	474	0	0	2	24	17	55	126	124	88	24	8	5	0	1	0	0	0	0	0	0	0	0	0	0	0	0	0	0
1500	507	0	0	4	9	25	57	112	161	97	30	7	1	4	0	0	0	0	0	0	0	0	0	0	0	0	0	0	0
1600	490	0	0	3	10	28	65	134	122	88	27	11	2	0	0	0	0	0	0	0	0	0	0	0	0	0	0	0	0
1700	408	0	0	2	12	23	32	67	114	83	46	20	7	2	0	0	0	0	0	0	0	0	0	0	0	0	0	0	0
1800	383	0	0	4	7	22	32	57	118	82	40	16	4	0	1	0	0	0	0	0	0	0	0	0	0	0	0	0	0
1900	430	0	0	4	7	17	39	101	131	88	32	9	2	0	0	0	0	0	0	0	0	0	0	0	0	0	0	0	0
2000	372	0	0	1	7	15	26	91	102	84	32	12	1	1	0	0	0	0	0	0	0	0	0	0	0	0	0	0	0
2100	271	0	0	1	5	8	5	27	88	83	35	14	3	1	1	0	0	0	0	0	0	0	0	0	0	0	0	0	0
2200	202	0	0	1	4	3	8	23	51	52	32	18	6	4	0	0	0	0	0	0	0	0	0	0	0	0	0	0	0
2300	154	0	0	0	4	1	2	10	24	62	31	12	5	3	0	0	0	0	0	0	0	0	0	0	0	0	0	0	0
07-19	5864	0	13	148	225	322	672	1307	1562	1053	406	115	28	8	2	0	0	0	0	3	0	0	0	0	0	0	0	0	0
06-22	7143	0	13	154	251	367	747	1545	1924	1376	541	166	40	12	3	0	1	0	0	3	0	0	0	0	0	0	0	0	0
06-00	7499	0	13	155	259	371	757	1578	1999	1490	604	196	51	19	3	0	1	0	0	3	0	0	0	0	0	0	0	0	0
00-00	7759	0	13	158	264	376	763	1589	2031	1552	673	226	70	28	6	6	1	0	0	3	0	0	0	0	0	0	0	0	0

Site E
Location R802, north of Dermot Ohurley Avenue
Direction Northbound

7352 / Ringsend
April 2017
Automatic Traffic Count

Virtual Day (7)

Time	Total	Classification												>PSL	>PSL%	>SL1	>SL1%	>SL2	>SL2%	Mean	Vpp
		1	2	3	4	5	6	7	8	9	10	11	12	50	50	55	55	60	60		85
		MCL	SV	SVT	TB2	TB3	T4	ART3	ART4	ART5	ART6	BD	DRT			+5kph	+5kph	+10kph	+10kph		
0000	75	3	67	0	4	1	0	0	0	0	0	0	0	13	17.1	6	7.4	2	2.7	42.6	50.4
0100	49	2	45	0	1	0	0	0	0	0	0	0	0	9	17.6	2	4.1	1	1.5	42.9	50.4
0200	36	1	33	0	2	0	0	0	0	0	0	0	0	10	26.9	4	11.1	1	3.6	44.1	52.6
0300	22	0	20	0	1	0	0	0	0	0	0	0	0	7	34	3	14.4	1	5.9	46	54.4
0400	28	0	26	0	2	0	0	0	0	0	0	0	0	11	37.4	5	16.2	2	7.1	47.6	55.1
0500	56	4	46	0	3	0	0	0	0	1	1	0	0	17	29.8	9	16.7	5	9.3	45.8	55.8
0600	165	10	140	1	9	0	4	0	0	0	1	0	0	22	13.5	8	4.6	2	1.5	41.5	49.3
0700	470	34	393	4	28	2	8	0	1	0	1	0	0	22	4.8	6	1.3	2	0.5	38	45
0800	515	51	427	5	20	2	7	1	1	0	1	0	0	8	1.6	2	0.4	0	0	29	41
0900	498	34	422	3	29	2	6	0	1	0	0	0	0	14	2.9	4	0.8	1	0.3	32.9	42.8
1000	396	17	335	2	33	2	5	0	1	0	1	0	0	12	3.1	3	0.8	1	0.3	36.8	43.6
1100	420	13	365	2	32	2	6	0	0	0	0	0	0	9	2.2	2	0.5	1	0.2	35.5	42.5
1200	438	15	373	4	38	2	6	0	0	0	0	0	0	10	2.4	3	0.8	1	0.3	36.2	43.2
1300	467	18	409	3	28	2	6	0	0	0	0	0	0	10	2.1	3	0.6	1	0.2	35.3	42.1
1400	453	17	398	2	27	2	6	0	0	0	0	0	0	8	1.7	2	0.4	0	0.1	34.5	41.8
1500	441	16	388	2	27	2	5	0	0	0	1	0	0	13	2.9	3	0.7	1	0.2	36.1	42.8
1600	486	23	429	2	25	2	4	0	0	0	1	0	0	15	3	4	0.8	1	0.2	35.9	43.2
1700	463	44	390	3	18	1	5	0	0	0	1	0	0	20	4.2	7	1.6	2	0.4	34.9	43.6
1800	421	29	374	2	13	2	1	0	0	0	0	0	0	16	3.8	4	1	1	0.3	36.2	43.6
1900	403	22	362	3	12	1	2	0	0	0	0	0	0	11	2.8	2	0.6	0	0	36.5	43.2
2000	354	20	322	1	9	0	1	0	0	0	0	0	0	12	3.3	3	0.9	1	0.3	36	42.8
2100	257	13	234	1	8	1	1	0	0	0	0	0	0	13	5.2	4	1.6	1	0.4	38.4	45.4
2200	176	10	159	0	6	0	0	0	0	0	0	0	0	15	8.8	6	3.2	1	0.7	39.3	46.8
2300	119	4	107	0	7	0	0	0	0	0	0	0	0	14	12	4	3.7	1	0.8	41.3	49
07-19	5470	311	4703	33	319	23	64	2	6	2	7	0	0	157	2.9	44	0.8	13	0.2	35	43.2
06-22	6648	375	5760	39	357	26	71	2	7	2	8	0	1	216	3.2	62	0.9	18	0.3	35.5	43.6
06-00	6943	389	6026	39	369	26	72	2	7	3	8	0	1	245	3.5	72	1	20	0.3	35.7	43.6
00-00	7209	399	6265	39	383	28	72	2	7	3	9	0	1	311	4.3	100	1.4	33	0.5	36	44.3

Site E
Location R802, north of Dermot Ohurley Avenue
Direction Northbound

7352 / Ringsend
April 2017
Automatic Traffic Count

Virtual Day (7)

Time	Total	Speed Bins (km/h)																											
		0 - 5	5 - 10	10 - 15	15 - 20	20 - 25	25 - 30	30 - 35	35 - 40	40 - 45	45 - 50	50 - 55	55 - 60	60 - 65	65 - 70	70 - 75	75 - 80	80 - 85	85 - 90	90 - 95	95 - 100	100 - 105	105 - 110	110 - 115	115 - 120	120 - 125	125 - 130	130 - 135	135 - 140
0000	75	0	0	1	2	2	2	4	12	20	19	7	4	2	0	0	0	0	0	0	0	0	0	0	0	0	0	0	0
0100	49	0	0	1	1	2	1	3	7	11	15	7	1	1	0	0	0	0	0	0	0	0	0	0	0	0	0	0	0
0200	36	0	0	0	0	1	1	2	6	10	6	6	3	1	0	0	0	0	0	0	0	0	0	0	0	0	0	0	0
0300	22	0	0	0	0	0	1	1	3	4	5	4	2	1	0	0	0	0	0	0	0	0	0	0	0	0	0	0	0
0400	28	0	0	0	0	0	0	1	3	5	8	6	3	1	0	0	0	0	0	0	0	0	0	0	0	0	0	0	0
0500	56	0	0	1	1	1	1	2	6	12	15	7	4	3	1	1	0	0	0	0	0	0	0	0	0	0	0	0	0
0600	165	0	0	0	4	4	3	18	38	47	29	15	5	2	0	0	0	0	0	0	0	0	0	0	0	0	0	0	0
0700	470	0	0	2	11	25	26	72	141	118	54	16	4	1	1	0	0	0	0	0	0	0	0	0	0	0	0	0	0
0800	515	0	12	58	72	60	55	78	86	62	25	6	2	0	0	0	0	0	0	0	0	0	0	0	0	0	0	0	0
0900	498	0	5	30	43	39	51	87	116	78	35	10	3	1	0	0	0	0	0	0	0	0	0	0	0	0	0	0	0
1000	396	0	0	3	11	13	34	83	119	89	31	9	2	1	0	0	0	0	0	0	0	0	0	0	0	0	0	0	0
1100	420	0	0	7	13	18	42	100	125	75	29	7	1	0	0	0	0	0	0	0	0	0	0	0	0	0	0	0	0
1200	438	0	0	3	9	19	44	105	128	86	33	7	2	1	0	0	0	0	0	0	0	0	0	0	0	0	0	0	0
1300	467	0	0	5	13	24	54	112	139	81	28	7	2	0	0	0	0	0	0	0	0	0	0	0	0	0	0	0	0
1400	453	0	1	9	14	25	58	116	126	73	24	6	1	0	0	0	0	0	0	0	0	0	0	0	0	0	0	0	0
1500	441	0	0	3	8	20	46	105	130	88	28	10	2	1	0	0	0	0	0	0	0	0	0	0	0	0	0	0	0
1600	486	0	0	4	15	26	48	119	134	91	36	11	3	0	0	0	0	0	0	0	0	0	0	0	0	0	0	0	0
1700	463	0	4	11	23	36	51	80	120	81	36	12	5	2	0	0	0	0	0	0	0	0	0	0	0	0	0	0	0
1800	421	0	2	10	13	20	30	87	123	85	35	12	3	1	0	0	0	0	0	0	0	0	0	0	0	0	0	0	0
1900	403	0	0	3	11	18	30	96	118	84	32	9	2	0	0	0	0	0	0	0	0	0	0	0	0	0	0	0	0
2000	354	0	0	2	11	16	36	84	101	68	24	8	2	1	0	0	0	0	0	0	0	0	0	0	0	0	0	0	0
2100	257	0	0	1	6	9	13	41	77	67	30	9	3	1	0	0	0	0	0	0	0	0	0	0	0	0	0	0	0
2200	176	0	0	2	5	5	9	22	47	48	23	10	4	1	0	0	0	0	0	0	0	0	0	0	0	0	0	0	0
2300	119	0	0	1	4	1	2	12	26	33	26	10	3	1	0	0	0	0	0	0	0	0	0	0	0	0	0	0	0
07-19	5470	0	26	143	246	326	538	1144	1487	1009	394	113	31	8	3	1	0	0	0	1	0	0	0	0	0	0	0	0	0
06-22	6648	0	26	150	277	373	620	1382	1821	1275	509	154	44	11	4	1	0	0	0	1	0	0	0	0	0	0	0	0	0
06-00	6943	0	26	152	285	380	631	1416	1893	1356	558	174	52	13	4	1	0	0	0	1	0	0	0	0	0	0	0	0	0
00-00	7209	0	26	155	289	386	637	1430	1930	1418	625	211	68	21	6	2	1	0	0	1	0	0	0	0	0	0	0	0	0

Site E
Location R802, north of Dermot Ohurley Avenue
Direction Northbound

7352 / Ringsend
April 2017
Automatic Traffic Count

Virtual Week (1)

Time	Total	Classification												>PSL	>PSL%	>SL1	>SL1%	>SL2	>SL2%	Mean	Vpp
		1	2	3	4	5	6	7	8	9	10	11	12	50	50	55	55	60	60		85
		MCL	SV	SVT	TB2	TB3	T4	ART3	ART4	ART5	ART6	BD	DRT			+5kph	+5kph	+10kph	+10kph		
Mon	7043	468	6005	31	402	38	71	0	9	6	13	0	0	319	4.5	98	1.4	29	0.4	36.4	44.3
Tue	7624	511	6458	52	474	30	75	2	7	3	11	0	1	271	3.6	89	1.2	29	0.4	36.1	43.6
Wed	7740	484	6545	44	486	38	110	5	9	6	9	3	1	287	3.7	93	1.2	25	0.3	34.4	43.2
Thu	8068	483	6898	54	468	23	113	4	8	3	13	0	1	268	3.3	101	1.3	40	0.5	35	43.2
Fri	7759	464	6656	41	454	25	92	2	8	3	12	0	2	340	4.4	114	1.5	44	0.6	36.2	44.3
| Sat	7121	179	6581	32	256	30	29	2	7	1	4	0	0	330	4.6	100	1.4	35	0.5	36	44.3
| Sun	5105	206	4709	20	139	11	16	0	3	0	1	0	0	363	7.1	108	2.1	26	0.5	38.8	46.1
5 Day Ave.	7647	482	6512	44	457	31	92	3	8	4	12	1	1	297	3.9	99	1.3	33	0.4	35.6	43.7
7 Day Ave.	7209	399	6265	39	383	28	72	2	7	3	9	0	1	311	4.3	100	1.4	33	0.5	36.0	44.3
--	50460	2795	43852	274	2679	195	506	15	51	22	63	3	5	2178	4.3	703	1.4	228	0.5	36.0	44.3

Summary Graphs

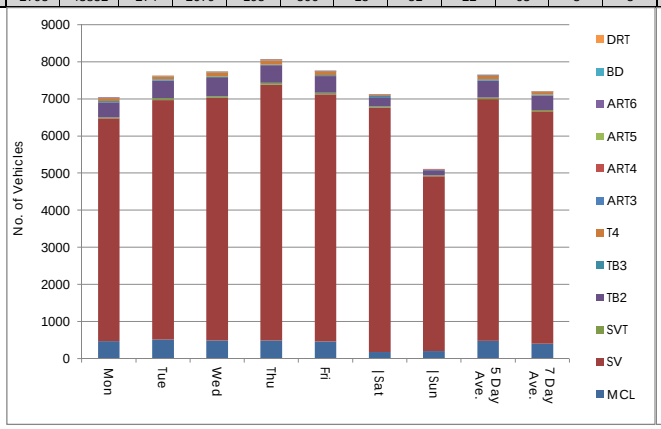

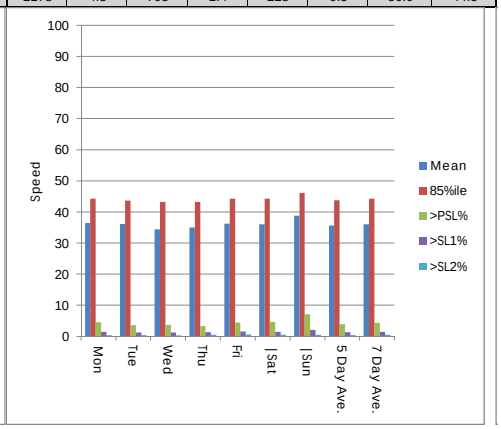

Site E
Location R802, north of Dermot Ohurley Avenue
Direction Northbound

7352 / Ringsend
April 2017
Automatic Traffic Count

Virtual Week (1)

Time	Total	Speed Bins (km/h)																											
		0 - 5	5 - 10	10 - 15	15 - 20	20 - 25	25 - 30	30 - 35	35 - 40	40 - 45	45 - 50	50 - 55	55 - 60	60 - 65	65 - 70	70 - 75	75 - 80	80 - 85	85 - 90	90 - 95	95 - 100	100 - 105	105 - 110	110 - 115	115 - 120	120 - 125	125 - 130	130 - 135	135 - 140
Mon	7043	0	10	118	258	363	644	1328	1901	1462	640	221	69	22	3	0	0	2	1	0	0	0	0	0	1	0	0	0	0
Tue	7624	0	8	88	286	450	640	1549	2266	1445	621	182	60	21	6	1	0	0	0	1	0	0	0	0	0	0	0	0	0
Wed	7740	0	60	317	451	512	696	1600	1943	1321	553	194	68	11	9	3	1	0	0	0	0	0	0	1	0	0	0	0	0
Thu	8068	0	46	183	425	517	778	1658	2132	1455	606	167	61	26	9	2	3	0	0	0	0	0	0	0	0	0	0	0	0
Fri	7759	0	13	158	264	376	763	1589	2031	1552	673	226	70	28	6	6	1	0	0	3	0	0	0	0	0	0	0	0	0
| Sat	7121	0	43	191	248	321	667	1447	1821	1414	639	230	65	25	5	1	0	0	0	3	0	0	0	0	0	0	0	0	1
| Sun	5105	0	1	33	94	166	273	837	1418	1275	645	255	82	17	7	1	1	0	0	0	0	0	0	0	0	0	0	0	0
5 Day Ave.	7647	0	27	173	337	444	704	1545	2055	1447	619	198	66	22	7	2	1	0	0	1	0	0	0	0	0	0	0	0	0
7 Day Ave.	7209	0	26	155	289	386	637	1430	1930	1418	625	211	68	21	6	2	1	0	0	1	0	0	0	0	0	0	0	0	0
--	50460	0	181	1088	2026	2705	4461	10008	13512	9924	4377	1475	475	150	45	14	6	2	1	7	0	0	0	1	1	0	0	0	1

Summary Graphs

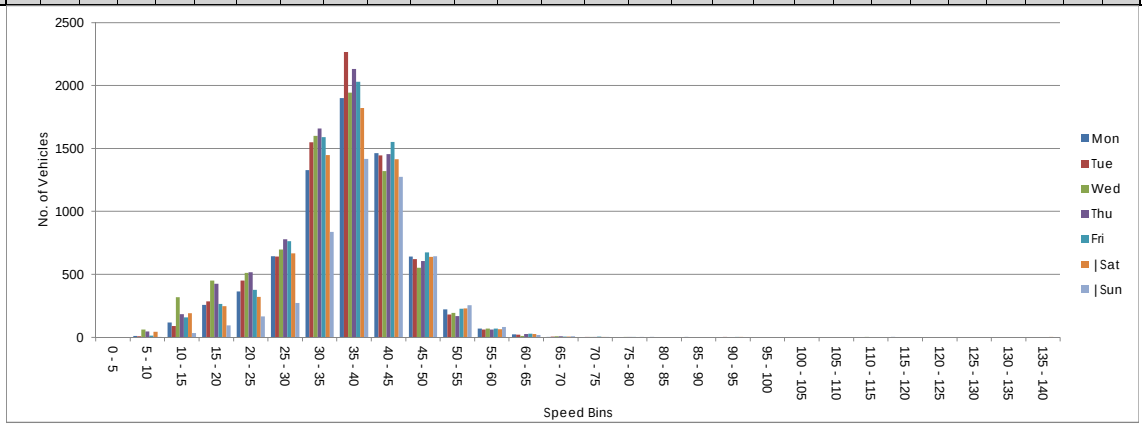

Site E
Location R802, north of Dermot Ohurley Avenue
Direction Southbound

7352 / Ringsend
April 2017
Automatic Traffic Count

Saturday, 01 April 2017

Time	Total	Classification												>PSL	>PSL%	>SL1	>SL1%	>SL2	>SL2%	Mean	Vpp
		1	2	3	4	5	6	7	8	9	10	11	12	50	50	55	55	60	60		85
		MCL	SV	SVT	TB2	TB3	T4	ART3	ART4	ART5	ART6	BD	DRT			+5kph	+5kph	+10kph	+10kph		
0000	124	3	115	0	5	1	0	0	0	0	0	0	0	29	23.4	10	8.1	2	1.6	44.8	51.8
0100	79	2	74	0	2	1	0	0	0	0	0	0	0	17	21.5	4	5.1	0	0	42.5	51.1
0200	55	1	53	0	1	0	0	0	0	0	0	0	0	16	29.1	8	14.5	1	1.8	45.8	52.9
0300	43	1	42	0	0	0	0	0	0	0	0	0	0	17	39.5	7	16.3	4	9.3	46.9	55.4
0400	35	1	25	0	9	0	0	0	0	0	0	0	0	10	28.6	7	20	2	5.7	46.8	56.2
0500	48	1	43	0	2	0	1	0	1	0	0	0	0	12	25	5	10.4	0	0	44.1	52.2
0600	119	5	100	0	14	0	0	0	0	0	0	0	0	33	27.7	15	12.6	7	5.9	46.3	52.2
0700	195	4	167	0	22	1	1	0	0	0	0	0	0	29	14.9	8	4.1	4	2.1	44.5	49.7
0800	242	8	199	3	25	1	3	0	2	0	1	0	0	17	7	3	1.2	2	0.8	40.6	47.2
0900	353	10	321	3	17	1	1	0	0	0	0	0	0	25	7.1	6	1.7	0	0	39.7	47.5
1000	405	8	365	3	21	1	6	0	0	0	1	0	0	14	3.5	6	1.5	1	0.2	37.8	44.3
1100	607	18	559	4	20	1	5	0	0	0	0	0	0	9	1.5	2	0.3	0	0	35	41.8
1200	615	14	560	1	32	3	3	0	1	0	1	0	0	12	2	3	0.5	0	0	36.6	43.2
1300	559	20	518	1	15	1	4	0	0	0	0	0	0	6	1.1	0	0	0	0	34.4	40.7
1400	615	10	580	2	20	2	0	0	0	0	1	0	0	5	0.8	5	0.8	3	0.5	34.1	41.4
1500	535	14	494	1	23	1	2	0	0	0	0	0	0	10	1.9	0	0	0	0	36.7	43.2
1600	522	14	490	2	14	0	2	0	0	0	0	0	0	10	1.9	2	0.4	0	0	36.4	42.8
1700	497	8	475	2	12	0	0	0	0	0	0	0	0	3	0.6	1	0.2	0	0	35.3	42.1
1800	373	5	354	0	13	0	1	0	0	0	0	0	0	12	3.2	3	0.8	0	0	38	43.9
1900	380	8	360	1	10	0	1	0	0	0	0	0	0	16	4.2	4	1.1	1	0.3	38.7	45.4
2000	326	7	312	0	5	1	1	0	0	0	0	0	0	14	4.3	4	1.2	0	0	38.1	45.7
2100	212	3	204	0	4	0	1	0	0	0	0	0	0	15	7.1	5	2.4	1	0.5	38.6	45.4
2200	199	3	188	1	6	0	1	0	0	0	0	0	0	17	8.5	3	1.5	0	0	39.5	46.4
2300	197	3	184	0	10	0	0	0	0	0	0	0	0	15	7.6	4	2	0	0	40.1	46.8
07-19	5518	133	5082	22	234	12	28	0	3	0	4	0	0	152	2.8	39	0.7	10	0.2	36.6	43.6
06-22	6555	156	6058	23	267	13	31	0	3	0	4	0	0	230	3.5	67	1	19	0.3	37.1	44.3
06-00	6951	162	6430	24	283	13	32	0	3	0	4	0	0	262	3.8	74	1.1	19	0.3	37.2	44.3
00-00	7335	171	6782	24	302	15	33	0	4	0	4	0	0	363	4.9	115	1.6	28	0.4	37.6	45

Site E
Location R802, north of Dermot Ohurley Avenue
Direction Southbound

7352 / Ringsend
April 2017
Automatic Traffic Count

Saturday, 01 April 2017

Time	Total	Speed Bins (km/h)																											
		0 - 5	5 - 10	10 - 15	15 - 20	20 - 25	25 - 30	30 - 35	35 - 40	40 - 45	45 - 50	50 - 55	55 - 60	60 - 65	65 - 70	70 - 75	75 - 80	80 - 85	85 - 90	90 - 95	95 - 100	100 - 105	105 - 110	110 - 115	115 - 120	120 - 125	125 - 130	130 - 135	135 - 140
0000	124	0	0	0	1	2	1	6	18	33	34	19	8	2	0	0	0	0	0	0	0	0	0	0	0	0	0	0	0
0100	79	0	0	0	2	4	3	5	7	24	17	13	4	0	0	0	0	0	0	0	0	0	0	0	0	0	0	0	0
0200	55	0	0	0	1	0	1	5	6	7	19	8	7	1	0	0	0	0	0	0	0	0	0	0	0	0	0	0	0
0300	43	0	0	0	0	2	0	2	4	7	11	10	3	3	1	0	0	0	0	0	0	0	0	0	0	0	0	0	0
0400	35	0	0	0	0	1	0	2	3	7	12	3	5	1	1	0	0	0	0	0	0	0	0	0	0	0	0	0	0
0500	48	0	0	0	2	1	1	1	5	16	10	7	5	0	0	0	0	0	0	0	0	0	0	0	0	0	0	0	0
0600	119	0	0	2	1	2	1	1	8	30	41	18	8	5	1	1	0	0	0	0	0	0	0	0	0	0	0	0	0
0700	195	0	0	0	0	2	2	7	31	58	66	21	4	3	1	0	0	0	0	0	0	0	0	0	0	0	0	0	0
0800	242	0	0	0	9	7	3	26	48	81	51	14	1	2	0	0	0	0	0	0	0	0	0	0	0	0	0	0	0
0900	353	0	0	1	8	17	16	41	86	87	72	19	6	0	0	0	0	0	0	0	0	0	0	0	0	0	0	0	0
1000	405	0	0	2	10	19	22	68	117	117	36	8	5	1	0	0	0	0	0	0	0	0	0	0	0	0	0	0	0
1100	607	0	0	4	14	40	67	176	166	97	34	7	2	0	0	0	0	0	0	0	0	0	0	0	0	0	0	0	0
1200	615	0	0	2	7	31	43	145	207	123	45	9	3	0	0	0	0	0	0	0	0	0	0	0	0	0	0	0	0
1300	559	0	0	3	18	21	81	183	145	83	19	6	0	0	0	0	0	0	0	0	0	0	0	0	0	0	0	0	0
1400	615	1	2	1	23	39	105	155	156	105	23	0	2	3	0	0	0	0	0	0	0	0	0	0	0	0	0	0	0
1500	535	1	0	0	12	28	38	116	168	120	42	10	0	0	0	0	0	0	0	0	0	0	0	0	0	0	0	0	0
1600	522	0	0	2	16	19	34	108	197	97	39	8	2	0	0	0	0	0	0	0	0	0	0	0	0	0	0	0	0
1700	497	2	1	0	18	22	35	142	148	103	23	2	1	0	0	0	0	0	0	0	0	0	0	0	0	0	0	0	0
1800	373	0	0	0	8	12	13	65	138	94	31	9	3	0	0	0	0	0	0	0	0	0	0	0	0	0	0	0	0
1900	380	0	0	2	3	18	21	46	118	108	48	12	3	0	0	1	0	0	0	0	0	0	0	0	0	0	0	0	0
2000	326	0	0	2	5	28	9	52	95	68	53	10	4	0	0	0	0	0	0	0	0	0	0	0	0	0	0	0	0
2100	212	0	0	1	2	9	13	38	54	54	26	10	4	0	1	0	0	0	0	0	0	0	0	0	0	0	0	0	0
2200	199	0	0	0	2	6	5	33	62	51	23	14	3	0	0	0	0	0	0	0	0	0	0	0	0	0	0	0	0
2300	197	0	0	0	0	6	21	13	51	57	34	11	4	0	0	0	0	0	0	0	0	0	0	0	0	0	0	0	0
07-19	5518	4	3	15	143	257	459	1232	1607	1165	481	113	29	9	1	0	0	0	0	0	0	0	0	0	0	0	0	0	0
06-22	6555	4	3	22	154	314	503	1369	1882	1425	649	163	48	14	3	2	0	0	0	0	0	0	0	0	0	0	0	0	0
06-00	6951	4	3	22	156	326	529	1415	1995	1533	706	188	55	14	3	2	0	0	0	0	0	0	0	0	0	0	0	0	0
00-00	7335	4	3	22	162	336	535	1436	2038	1627	809	248	87	21	5	2	0	0	0	0	0	0	0	0	0	0	0	0	0

Site E
Location R802, north of Dermot Ohurley Avenue
Direction Southbound

7352 / Ringsend
April 2017
Automatic Traffic Count

Sunday, 02 April 2017

Time	Total	Classification												>PSL	>PSL%	>SL1	>SL1%	>SL2	>SL2%	Mean	Vpp
		1	2	3	4	5	6	7	8	9	10	11	12	50	50	55	55	60	60		85
		MCL	SV	SVT	TB2	TB3	T4	ART3	ART4	ART5	ART6	BD	DRT			+5kph	+5kph	+10kph	+10kph		
0000	108	1	104	0	2	0	0	0	1	0	0	0	0	17	15.7	6	5.6	2	1.9	43.7	50
0100	90	3	84	0	2	1	0	0	0	0	0	0	0	18	20	8	8.9	0	0	43.3	50.8
0200	75	0	70	0	5	0	0	0	0	0	0	0	0	19	25.3	3	4	2	2.7	44.8	51.1
0300	54	0	53	0	1	0	0	0	0	0	0	0	0	27	50	9	16.7	4	7.4	48.8	55.1
0400	41	0	37	0	4	0	0	0	0	0	0	0	0	17	41.5	8	19.5	3	7.3	48.4	55.8
0500	44	2	36	0	6	0	0	0	0	0	0	0	0	13	29.5	7	15.9	1	2.3	46.7	53.6
0600	80	2	72	0	6	0	0	0	0	0	0	0	0	17	21.3	11	13.8	7	8.8	45.5	52.2
0700	105	5	96	0	3	0	0	1	0	0	0	0	0	29	27.6	12	11.4	4	3.8	45.7	54
0800	125	2	114	0	7	1	1	0	0	0	0	0	0	29	23.2	3	2.4	0	0	43.5	51.1
0900	182	10	164	1	6	0	0	0	1	0	0	0	0	37	20.3	8	4.4	3	1.6	42.6	51.1
1000	328	12	306	0	9	1	0	0	0	0	0	0	0	20	6.1	4	1.2	0	0	38.9	45.4
1100	342	17	311	2	11	0	1	0	0	0	0	0	0	14	4.1	1	0.3	0	0	37.6	45.7
1200	395	14	357	3	15	2	2	0	0	1	0	0	1	11	2.8	2	0.5	0	0	38.4	44.6
1300	473	13	448	0	8	1	3	0	0	0	0	0	0	12	2.5	4	0.8	1	0.2	37.4	43.2
1400	456	19	423	1	13	0	0	0	0	0	0	0	0	17	3.7	2	0.4	0	0	38.1	45
1500	402	11	373	2	13	2	0	0	0	0	1	0	0	11	2.7	3	0.7	1	0.2	38.4	44.3
1600	408	14	382	2	7	0	2	0	0	0	0	0	1	22	5.4	4	1	0	0	38.6	45.4
1700	375	11	359	0	5	0	0	0	0	0	0	0	0	12	3.2	1	0.3	1	0.3	39.6	45.4
1800	338	9	315	2	8	1	3	0	0	0	0	0	0	19	5.6	1	0.3	0	0	38.8	45.4
1900	355	10	331	1	10	2	0	0	1	0	0	0	0	22	6.2	7	2	1	0.3	38.7	45.4
2000	254	8	236	1	9	0	0	0	0	0	0	0	0	16	6.3	4	1.6	0	0	38.3	45
2100	205	7	190	1	7	0	0	0	0	0	0	0	0	17	8.3	5	2.4	2	1	39.8	47.5
2200	152	3	143	0	6	0	0	0	0	0	0	0	0	8	5.3	1	0.7	0	0	39.3	46.4
2300	92	2	83	0	7	0	0	0	0	0	0	0	0	18	19.6	6	6.5	2	2.2	43.8	51.5
07-19	3929	137	3648	13	105	8	12	1	1	1	1	0	2	233	5.9	45	1.1	10	0.3	38.9	45.7
06-22	4823	164	4477	16	137	10	12	1	2	1	1	0	2	305	6.3	72	1.5	20	0.4	39	46.1
06-00	5067	169	4703	16	150	10	12	1	2	1	1	0	2	331	6.5	79	1.6	22	0.4	39.1	46.1
00-00	5479	175	5087	16	170	11	12	1	3	1	1	0	2	442	8.1	120	2.2	34	0.6	39.6	46.8

Site E
Location R802, north of Dermot Ohurley Avenue
Direction Southbound

7352 / Ringsend
April 2017
Automatic Traffic Count

Sunday, 02 April 2017

Time	Total	Speed Bins (km/h)																											
		0 - 5	5 - 10	10 - 15	15 - 20	20 - 25	25 - 30	30 - 35	35 - 40	40 - 45	45 - 50	50 - 55	55 - 60	60 - 65	65 - 70	70 - 75	75 - 80	80 - 85	85 - 90	90 - 95	95 - 100	100 - 105	105 - 110	110 - 115	115 - 120	120 - 125	125 - 130	130 - 135	135 - 140
0000	108	0	0	0	1	1	4	4	19	32	30	11	4	1	1	0	0	0	0	0	0	0	0	0	0	0	0	0	0
0100	90	0	0	0	2	2	1	6	14	25	22	10	8	0	0	0	0	0	0	0	0	0	0	0	0	0	0	0	0
0200	75	0	0	1	1	0	0	4	6	24	20	16	1	1	1	0	0	0	0	0	0	0	0	0	0	0	0	0	0
0300	54	0	0	0	0	1	0	0	3	13	10	18	5	4	0	0	0	0	0	0	0	0	0	0	0	0	0	0	0
0400	41	0	0	0	0	0	1	1	1	8	13	9	5	3	0	0	0	0	0	0	0	0	0	0	0	0	0	0	0
0500	44	0	0	0	0	1	1	0	3	9	17	6	6	1	0	0	0	0	0	0	0	0	0	0	0	0	0	0	0
0600	80	0	0	0	1	3	2	2	4	28	23	6	4	5	2	0	0	0	0	0	0	0	0	0	0	0	0	0	0
0700	105	0	0	0	0	5	1	3	10	26	31	17	8	4	0	0	0	0	0	0	0	0	0	0	0	0	0	0	0
0800	125	0	0	0	3	3	2	10	9	37	32	26	3	0	0	0	0	0	0	0	0	0	0	0	0	0	0	0	0
0900	182	0	0	0	5	11	5	7	18	65	34	29	5	2	0	1	0	0	0	0	0	0	0	0	0	0	0	0	0
1000	328	0	0	0	7	10	23	38	94	98	38	16	4	0	0	0	0	0	0	0	0	0	0	0	0	0	0	0	0
1100	342	0	0	4	17	18	25	31	93	94	46	13	1	0	0	0	0	0	0	0	0	0	0	0	0	0	0	0	0
1200	395	0	0	4	13	9	17	60	109	124	48	9	2	0	0	0	0	0	0	0	0	0	0	0	0	0	0	0	0
1300	473	0	0	0	17	20	13	86	163	125	37	8	3	1	0	0	0	0	0	0	0	0	0	0	0	0	0	0	0
1400	456	1	0	4	8	15	32	60	141	123	55	15	2	0	0	0	0	0	0	0	0	0	0	0	0	0	0	0	0
1500	402	0	0	0	10	11	12	58	153	105	42	8	2	1	0	0	0	0	0	0	0	0	0	0	0	0	0	0	0
1600	408	0	0	1	11	14	12	62	137	104	45	18	4	0	0	0	0	0	0	0	0	0	0	0	0	0	0	0	0
1700	375	0	0	0	10	8	6	43	116	123	57	11	0	1	0	0	0	0	0	0	0	0	0	0	0	0	0	0	0
1800	338	0	1	2	8	11	20	36	88	116	37	18	1	0	0	0	0	0	0	0	0	0	0	0	0	0	0	0	0
1900	355	0	0	1	4	10	12	76	112	83	35	15	6	1	0	0	0	0	0	0	0	0	0	0	0	0	0	0	0
2000	254	0	0	1	6	9	15	35	87	61	24	12	4	0	0	0	0	0	0	0	0	0	0	0	0	0	0	0	0
2100	205	0	0	0	4	7	10	22	60	56	29	12	3	2	0	0	0	0	0	0	0	0	0	0	0	0	0	0	0
2200	152	0	0	0	2	7	10	18	42	40	25	7	1	0	0	0	0	0	0	0	0	0	0	0	0	0	0	0	0
2300	92	0	0	0	2	4	1	5	12	21	29	12	4	1	1	0	0	0	0	0	0	0	0	0	0	0	0	0	0
07-19	3929	1	1	15	109	135	168	494	1131	1140	502	188	35	9	0	1	0	0	0	0	0	0	0	0	0	0	0	0	0
06-22	4823	1	1	17	124	164	207	629	1394	1368	613	233	52	17	2	1	0	0	0	0	0	0	0	0	0	0	0	0	0
06-00	5067	1	1	17	128	175	218	652	1448	1429	667	252	57	18	3	1	0	0	0	0	0	0	0	0	0	0	0	0	0
00-00	5479	1	1	18	132	180	225	667	1494	1540	779	322	86	28	5	1	0	0	0	0	0	0	0	0	0	0	0	0	0

Site E
Location R802, north of Dermot Ohurley Avenue
Direction Southbound

7352 / Ringsend
April 2017
Automatic Traffic Count

Monday, 03 April 2017

Time	Total	Classification												>PSL	>PSL%	>SL1	>SL1%	>SL2	>SL2%	Mean	Vpp
		1	2	3	4	5	6	7	8	9	10	11	12	50	50	55	55	60	60		85
		MCL	SV	SVT	TB2	TB3	T4	ART3	ART4	ART5	ART6	BD	DRT			+5kph	+5kph	+10kph	+10kph		
0000	49	0	48	0	1	0	0	0	0	0	0	0	0	8	16.3	1	2	0	0	44.5	51.1
0100	26	0	26	0	0	0	0	0	0	0	0	0	0	12	46.2	4	15.4	0	0	46.7	54.7
0200	14	0	14	0	0	0	0	0	0	0	0	0	0	5	35.7	2	14.3	0	0	46.5	54.7
0300	15	0	14	0	1	0	0	0	0	0	0	0	0	5	33.3	2	13.3	1	6.7	47.6	52.2
0400	20	0	14	0	5	0	0	0	1	0	0	0	0	13	65	4	20	2	10	49.2	55.1
0500	86	4	65	0	11	0	0	0	3	3	0	0	0	34	39.5	18	20.9	6	7	47.8	55.8
0600	344	10	304	0	24	1	0	0	3	1	1	0	0	39	11.3	9	2.6	2	0.6	42.4	47.9
0700	473	26	405	3	36	1	1	0	1	0	0	0	0	33	7	1	0.2	1	0.2	39.7	47.2
0800	453	31	376	2	34	4	5	0	1	0	0	0	0	16	3.5	1	0.2	0	0	34.7	42.8
0900	336	15	275	1	34	6	5	0	0	0	0	0	0	8	2.4	2	0.6	0	0	35.3	44.3
1000	293	9	245	0	30	6	1	1	1	0	0	0	0	13	4.4	2	0.7	2	0.7	38	45
1100	370	16	317	1	35	0	1	0	0	0	0	0	0	14	3.8	5	1.4	1	0.3	37.1	43.9
1200	394	8	334	1	43	2	5	0	0	1	0	0	0	10	2.5	1	0.3	0	0	36.8	43.2
1300	415	12	359	2	35	3	2	0	2	0	0	0	0	8	1.9	1	0.2	0	0	36.5	42.8
1400	436	10	385	0	32	1	6	1	1	0	0	0	0	5	1.1	2	0.5	1	0.2	35.5	42.5
1500	445	13	393	1	28	3	5	0	2	0	0	0	0	7	1.6	0	0	0	0	36.5	43.2
1600	476	23	419	2	24	0	7	0	0	0	0	1	0	8	1.7	0	0	0	0	37.5	43.9
1700	586	53	505	2	17	2	6	0	0	0	1	0	0	16	2.7	3	0.5	1	0.2	37.1	43.9
1800	579	54	499	7	11	1	6	0	0	0	1	0	0	18	3.1	2	0.3	0	0	36.6	43.6
1900	481	33	435	1	9	1	2	0	0	0	0	0	0	20	4.2	6	1.2	1	0.2	38.6	45.4
2000	373	26	331	1	13	2	0	0	0	0	0	0	0	11	2.9	1	0.3	0	0	37.6	44.6
2100	249	13	229	0	7	0	0	0	0	0	0	0	0	8	3.2	1	0.4	0	0	39.3	46.4
2200	222	6	206	0	9	0	0	0	0	1	0	0	0	14	6.3	6	2.7	2	0.9	39.4	46.4
2300	86	4	78	0	4	0	0	0	0	0	0	0	0	13	15.1	4	4.7	0	0	41.8	49.7
07-19	5256	270	4512	22	359	29	50	2	8	1	2	1	0	156	3	20	0.4	6	0.1	36.8	43.9
06-22	6703	352	5811	24	412	33	52	2	11	2	3	1	0	234	3.5	37	0.6	9	0.1	37.4	44.6
06-00	7011	362	6095	24	425	33	52	2	11	3	3	1	0	261	3.7	47	0.7	11	0.2	37.5	44.6
00-00	7221	366	6276	24	443	33	52	2	15	6	3	1	0	338	4.7	78	1.1	20	0.3	37.7	45

Site E
Location R802, north of Dermot Ohurley Avenue
Direction Southbound

7352 / Ringsend
April 2017
Automatic Traffic Count

Monday, 03 April 2017

Time	Total	Speed Bins (km/h)																											
		0 - 5	5 - 10	10 - 15	15 - 20	20 - 25	25 - 30	30 - 35	35 - 40	40 - 45	45 - 50	50 - 55	55 - 60	60 - 65	65 - 70	70 - 75	75 - 80	80 - 85	85 - 90	90 - 95	95 - 100	100 - 105	105 - 110	110 - 115	115 - 120	120 - 125	125 - 130	130 - 135	135 - 140
0000	49	0	0	0	0	2	0	3	5	10	21	7	1	0	0	0	0	0	0	0	0	0	0	0	0	0	0	0	0
0100	26	0	0	0	0	0	1	2	3	5	3	8	4	0	0	0	0	0	0	0	0	0	0	0	0	0	0	0	0
0200	14	0	0	0	0	0	0	2	1	2	4	3	2	0	0	0	0	0	0	0	0	0	0	0	0	0	0	0	0
0300	15	0	0	0	0	0	0	0	2	4	4	3	1	1	0	0	0	0	0	0	0	0	0	0	0	0	0	0	0
0400	20	0	0	1	0	0	0	0	1	2	3	9	2	2	0	0	0	0	0	0	0	0	0	0	0	0	0	0	0
0500	86	0	0	0	1	4	0	1	3	22	21	16	12	2	3	1	0	0	0	0	0	0	0	0	0	0	0	0	0
0600	344	0	0	0	5	6	3	20	72	122	77	30	7	2	0	0	0	0	0	0	0	0	0	0	0	0	0	0	0
0700	473	0	0	2	6	20	26	51	121	131	83	32	0	1	0	0	0	0	0	0	0	0	0	0	0	0	0	0	0
0800	453	3	0	4	17	33	65	94	117	66	38	15	1	0	0	0	0	0	0	0	0	0	0	0	0	0	0	0	0
0900	336	0	0	3	17	32	33	56	88	60	39	6	2	0	0	0	0	0	0	0	0	0	0	0	0	0	0	0	0
1000	293	0	0	2	15	12	19	32	77	89	34	11	0	2	0	0	0	0	0	0	0	0	0	0	0	0	0	0	0
1100	370	1	0	3	12	13	22	68	129	72	36	9	4	1	0	0	0	0	0	0	0	0	0	0	0	0	0	0	0
1200	394	0	0	0	7	28	37	61	130	88	33	9	1	0	0	0	0	0	0	0	0	0	0	0	0	0	0	0	0
1300	415	0	0	0	18	12	34	89	118	110	26	7	1	0	0	0	0	0	0	0	0	0	0	0	0	0	0	0	0
1400	436	0	0	2	23	17	36	108	132	79	34	3	1	1	0	0	0	0	0	0	0	0	0	0	0	0	0	0	0
1500	445	0	0	4	11	11	35	97	151	87	42	7	0	0	0	0	0	0	0	0	0	0	0	0	0	0	0	0	0
1600	476	0	1	2	5	18	44	95	109	147	47	8	0	0	0	0	0	0	0	0	0	0	0	0	0	0	0	0	0
1700	586	0	1	0	9	33	46	121	156	150	54	13	2	0	1	0	0	0	0	0	0	0	0	0	0	0	0	0	0
1800	579	0	1	0	10	33	69	94	162	154	38	16	2	0	0	0	0	0	0	0	0	0	0	0	0	0	0	0	0
1900	481	0	0	0	12	18	23	62	148	135	63	14	5	1	0	0	0	0	0	0	0	0	0	0	0	0	0	0	0
2000	373	0	0	1	11	11	25	61	121	88	44	10	1	0	0	0	0	0	0	0	0	0	0	0	0	0	0	0	0
2100	249	0	0	0	3	13	11	36	53	78	47	7	1	0	0	0	0	0	0	0	0	0	0	0	0	0	0	0	0
2200	222	0	1	1	0	2	15	32	75	51	31	8	4	1	1	0	0	0	0	0	0	0	0	0	0	0	0	0	0
2300	86	0	0	0	3	2	4	3	19	25	17	9	4	0	0	0	0	0	0	0	0	0	0	0	0	0	0	0	0
07-19	5256	4	3	22	150	262	466	966	1490	1233	504	136	14	5	1	0	0	0	0	0	0	0	0	0	0	0	0	0	0
06-22	6703	4	3	23	181	310	528	1145	1884	1656	735	197	28	8	1	0	0	0	0	0	0	0	0	0	0	0	0	0	0
06-00	7011	4	4	24	184	314	547	1180	1978	1732	783	214	36	9	2	0	0	0	0	0	0	0	0	0	0	0	0	0	0
00-00	7221	4	4	25	185	320	548	1188	1993	1777	839	260	58	14	5	1	0	0	0	0	0	0	0	0	0	0	0	0	0

Site E
Location R802, north of Dermot Ohurley Avenue
Direction Southbound

7352 / Ringsend
April 2017
Automatic Traffic Count

Tuesday, 04 April 2017

Time	Total	Classification												>PSL	>PSL%	>SL1	>SL1%	>SL2	>SL2%	Mean	Vpp
		1	2	3	4	5	6	7	8	9	10	11	12	50	50	55	55	60	60		85
		MCL	SV	SVT	TB2	TB3	T4	ART3	ART4	ART5	ART6	BD	DRT			+5kph	+5kph	+10kph	+10kph		
0000	56	1	53	0	2	0	0	0	0	0	0	0	0	14	25	3	5.4	0	0	45.2	51.8
0100	34	0	32	0	2	0	0	0	0	0	0	0	0	10	29.4	5	14.7	1	2.9	46.8	54.4
0200	17	2	15	0	0	0	0	0	0	0	0	0	0	7	41.2	2	11.8	2	11.8	45.3	54
0300	13	0	9	0	4	0	0	0	0	0	0	0	0	8	61.5	3	23.1	1	7.7	49.8	58
0400	28	1	19	0	8	0	0	0	0	0	0	0	0	14	50	10	35.7	6	21.4	49.7	61.2
0500	69	1	60	0	4	0	1	0	2	1	0	0	0	25	36.2	11	15.9	5	7.2	47.6	55.1
0600	356	12	308	0	34	0	1	0	1	0	0	0	0	48	13.5	19	5.3	7	2	42.8	49.3
0700	497	39	415	2	35	0	4	0	1	0	1	0	0	21	4.2	6	1.2	0	0	39.1	45.7
0800	474	47	386	3	32	1	2	0	2	1	0	0	0	8	1.7	0	0	0	0	36	43.6
0900	360	25	291	1	38	0	3	0	0	0	2	0	0	18	5	2	0.6	0	0	36.4	44.3
1000	365	14	298	0	45	2	4	0	1	0	1	0	0	16	4.4	5	1.4	1	0.3	38	45.4
1100	365	19	299	0	42	1	3	0	0	0	1	0	0	4	1.1	2	0.5	1	0.3	36.9	43.2
1200	414	21	361	1	28	0	3	0	0	0	0	0	0	10	2.4	4	1	0	0	37.4	43.2
1300	447	20	390	2	27	2	6	0	0	0	0	0	0	17	3.8	3	0.7	0	0	36.4	43.6
1400	442	22	377	1	36	2	3	1	0	0	0	0	0	9	2	1	0.2	0	0	35.3	42.1
1500	480	15	420	2	33	1	6	0	2	0	0	0	1	4	0.8	1	0.2	0	0	36.2	42.8
1600	510	35	441	2	25	0	6	0	1	0	0	0	0	8	1.6	0	0	0	0	36.3	42.8
1700	632	64	541	3	11	2	9	0	0	0	1	1	0	15	2.4	2	0.3	0	0	35.9	43.6
1800	613	82	504	6	10	2	7	1	1	0	0	0	0	10	1.6	2	0.3	2	0.3	34.8	41.8
1900	587	36	529	5	13	0	4	0	0	0	0	0	0	13	2.2	2	0.3	1	0.2	36.3	42.5
2000	369	15	332	1	17	0	3	0	0	0	0	1	0	4	1.1	1	0.3	1	0.3	36.2	42.1
2100	240	9	220	1	7	1	2	0	0	0	0	0	0	19	7.9	7	2.9	1	0.4	40.4	46.1
2200	212	12	193	0	7	0	0	0	0	0	0	0	0	10	4.7	6	2.8	1	0.5	40	46.1
2300	116	4	106	0	6	0	0	0	0	0	0	0	0	21	18.1	4	3.4	1	0.9	43.3	50.4
07-19	5599	403	4723	23	362	13	56	2	8	1	6	1	1	140	2.5	28	0.5	4	0.1	36.5	43.6
06-22	7151	475	6112	30	433	14	66	2	9	1	6	2	1	224	3.1	57	0.8	14	0.2	36.9	43.9
06-00	7479	491	6411	30	446	14	66	2	9	1	6	2	1	255	3.4	67	0.9	16	0.2	37.1	44.3
00-00	7696	496	6599	30	466	14	67	2	11	2	6	2	1	333	4.3	101	1.3	31	0.4	37.4	44.6

Site E
Location R802, north of Dermot Ohurley Avenue
Direction Southbound

7352 / Ringsend
April 2017
Automatic Traffic Count

Tuesday, 04 April 2017

Time	Total	Speed Bins (km/h)																											
		0 - 5	5 - 10	10 - 15	15 - 20	20 - 25	25 - 30	30 - 35	35 - 40	40 - 45	45 - 50	50 - 55	55 - 60	60 - 65	65 - 70	70 - 75	75 - 80	80 - 85	85 - 90	90 - 95	95 - 100	100 - 105	105 - 110	110 - 115	115 - 120	120 - 125	125 - 130	130 - 135	135 - 140
0000	56	0	0	0	0	0	2	1	8	17	14	11	3	0	0	0	0	0	0	0	0	0	0	0	0	0	0	0	0
0100	34	0	0	0	0	0	0	2	1	8	13	5	4	1	0	0	0	0	0	0	0	0	0	0	0	0	0	0	0
0200	17	0	0	0	0	1	1	2	0	5	1	5	0	1	0	1	0	0	0	0	0	0	0	0	0	0	0	0	0
0300	13	0	0	0	0	0	1	0	1	2	1	5	2	0	1	0	0	0	0	0	0	0	0	0	0	0	0	0	0
0400	28	0	0	0	0	1	0	2	2	5	4	4	4	5	1	0	0	0	0	0	0	0	0	0	0	0	0	0	0
0500	69	0	0	0	1	0	1	1	1	23	17	14	6	5	0	0	0	0	0	0	0	0	0	0	0	0	0	0	0
0600	356	0	0	0	3	4	10	20	80	112	79	29	12	5	2	0	0	0	0	0	0	0	0	0	0	0	0	0	0
0700	497	0	0	0	4	19	28	76	126	144	79	15	6	0	0	0	0	0	0	0	0	0	0	0	0	0	0	0	0
0800	474	0	0	1	18	31	56	90	121	100	49	8	0	0	0	0	0	0	0	0	0	0	0	0	0	0	0	0	0
0900	360	0	0	1	6	23	57	67	73	87	28	16	2	0	0	0	0	0	0	0	0	0	0	0	0	0	0	0	0
1000	365	0	0	1	10	10	32	58	102	92	44	11	4	1	0	0	0	0	0	0	0	0	0	0	0	0	0	0	0
1100	365	0	0	3	10	17	20	69	118	86	38	2	1	1	0	0	0	0	0	0	0	0	0	0	0	0	0	0	0
1200	414	0	0	1	4	8	41	82	132	110	26	6	4	0	0	0	0	0	0	0	0	0	0	0	0	0	0	0	0
1300	447	0	1	2	8	23	49	104	110	103	30	14	3	0	0	0	0	0	0	0	0	0	0	0	0	0	0	0	0
1400	442	0	1	1	20	27	30	116	142	72	24	8	1	0	0	0	0	0	0	0	0	0	0	0	0	0	0	0	0
1500	480	0	0	0	13	19	50	120	115	125	34	3	1	0	0	0	0	0	0	0	0	0	0	0	0	0	0	0	0
1600	510	0	1	2	10	37	45	77	174	126	30	8	0	0	0	0	0	0	0	0	0	0	0	0	0	0	0	0	0
1700	632	0	0	1	14	38	96	129	156	126	57	13	2	0	0	0	0	0	0	0	0	0	0	0	0	0	0	0	0
1800	613	0	1	3	12	38	106	143	165	95	40	8	0	1	1	0	0	0	0	0	0	0	0	0	0	0	0	0	0
1900	587	0	0	4	10	27	62	123	192	114	42	11	1	1	0	0	0	0	0	0	0	0	0	0	0	0	0	0	0
2000	369	0	0	0	6	15	38	89	118	79	20	3	0	1	0	0	0	0	0	0	0	0	0	0	0	0	0	0	0
2100	240	0	0	0	3	9	12	17	55	97	28	12	6	1	0	0	0	0	0	0	0	0	0	0	0	0	0	0	0
2200	212	0	0	0	2	6	7	23	67	66	31	4	5	1	0	0	0	0	0	0	0	0	0	0	0	0	0	0	0
2300	116	0	0	0	0	3	6	5	19	33	29	17	3	1	0	0	0	0	0	0	0	0	0	0	0	0	0	0	0
07-19	5599	0	4	16	129	290	610	1131	1534	1266	479	112	24	3	1	0	0	0	0	0	0	0	0	0	0	0	0	0	0
06-22	7151	0	4	20	151	345	732	1380	1979	1668	648	167	43	11	3	0	0	0	0	0	0	0	0	0	0	0	0	0	0
06-00	7479	0	4	20	153	354	745	1408	2065	1767	708	188	51	13	3	0	0	0	0	0	0	0	0	0	0	0	0	0	0
00-00	7696	0	4	20	154	356	750	1416	2078	1827	758	232	70	25	5	1	0	0	0	0	0	0	0	0	0	0	0	0	0

Site E
Location R802, north of Dermot Ohurley Avenue
Direction Southbound

7352 / Ringsend
April 2017
Automatic Traffic Count

Wednesday, 05 April 2017

Time	Total	Classification												>PSL	>PSL%	>SL1	>SL1%	>SL2	>SL2%	Mean	Vpp
		1	2	3	4	5	6	7	8	9	10	11	12	50	50	55	55	60	60		85
		MCL	SV	SVT	TB2	TB3	T4	ART3	ART4	ART5	ART6	BD	DRT			+5kph	+5kph	+10kph	+10kph		
0000	57	4	52	0	1	0	0	0	0	0	0	0	0	16	28.1	7	12.3	4	7	45	53.6
0100	24	0	20	0	4	0	0	0	0	0	0	0	0	8	33.3	5	20.8	1	4.2	46.8	55.4
0200	9	0	9	0	0	0	0	0	0	0	0	0	0	5	55.6	2	22.2	0	0	47.9	-
0300	20	2	11	0	7	0	0	0	0	0	0	0	0	9	45	6	30	1	5	44.9	55.8
0400	43	0	36	0	7	0	0	0	0	0	0	0	0	19	44.2	9	20.9	5	11.6	49.4	57.2
0500	76	4	64	0	5	0	0	0	2	1	0	0	0	22	28.9	9	11.8	3	3.9	46	53.3
0600	334	11	289	1	27	2	0	0	2	1	1	0	0	43	12.9	16	4.8	6	1.8	42.5	49
0700	488	35	398	0	51	1	1	0	1	1	0	0	0	28	5.7	8	1.6	1	0.2	39.9	46.1
0800	407	30	341	5	23	1	7	0	0	0	0	0	0	8	2	2	0.5	1	0.2	33.5	41.8
0900	345	26	287	0	26	0	6	0	0	0	0	0	0	6	1.7	2	0.6	0	0	36.7	42.8
1000	356	16	302	1	27	1	7	0	2	0	0	0	0	22	6.2	4	1.1	0	0	38.3	45.7
1100	382	14	318	1	39	1	9	0	0	0	0	0	0	10	2.6	0	0	0	0	38.3	44.6
1200	469	13	399	0	45	4	8	0	0	0	0	0	0	9	1.9	2	0.4	1	0.2	35.9	42.5
1300	491	16	413	5	40	2	12	1	2	0	0	0	0	7	1.4	1	0.2	1	0.2	35.3	42.8
1400	438	14	379	2	35	1	6	0	1	0	0	0	0	11	2.5	2	0.5	0	0	36.4	42.5
1500	483	17	420	3	33	2	8	0	0	0	0	0	0	5	1	1	0.2	0	0	36.3	42.8
1600	512	32	445	1	25	1	7	0	1	0	0	0	0	10	2	2	0.4	1	0.2	36.2	42.8
1700	576	52	498	1	12	2	8	0	1	0	1	0	1	14	2.4	4	0.7	1	0.2	35.6	42.1
1800	658	65	558	4	18	1	10	0	2	0	0	0	0	11	1.7	1	0.2	1	0.2	34.7	42.5
1900	478	36	422	2	11	1	4	0	1	0	1	0	0	13	2.7	5	1	2	0.4	36.7	44.3
2000	416	26	368	2	15	2	3	0	0	0	0	0	0	15	3.6	3	0.7	0	0	37.3	44.6
2100	263	9	250	0	4	0	0	0	0	0	0	0	0	19	7.2	4	1.5	1	0.4	40.3	46.4
2200	200	6	190	0	4	0	0	0	0	0	0	0	0	20	10	7	3.5	1	0.5	41.8	48.6
2300	107	5	96	0	6	0	0	0	0	0	0	0	0	26	24.3	9	8.4	1	0.9	44	52.2
07-19	5605	330	4758	23	374	17	89	1	10	1	1	0	1	141	2.5	29	0.5	7	0.1	36.3	43.2
06-22	7096	412	6087	28	431	22	96	1	13	2	3	0	1	231	3.3	57	0.8	16	0.2	36.8	43.9
06-00	7403	423	6373	28	441	22	96	1	13	2	3	0	1	277	3.7	73	1	18	0.2	37.1	44.3
00-00	7632	433	6565	28	465	22	96	1	15	3	3	0	1	356	4.7	111	1.5	32	0.4	37.4	44.6

Site E
Location R802, north of Dermot Ohurley Avenue
Direction Southbound

7352 / Ringsend
April 2017
Automatic Traffic Count

Wednesday, 05 April 2017

Time	Total	Speed Bins (km/h)																											
		0 - 5	5 - 10	10 - 15	15 - 20	20 - 25	25 - 30	30 - 35	35 - 40	40 - 45	45 - 50	50 - 55	55 - 60	60 - 65	65 - 70	70 - 75	75 - 80	80 - 85	85 - 90	90 - 95	95 - 100	100 - 105	105 - 110	110 - 115	115 - 120	120 - 125	125 - 130	130 - 135	135 - 140
0000	57	0	0	0	1	2	3	3	7	8	17	9	3	3	1	0	0	0	0	0	0	0	0	0	0	0	0	0	0
0100	24	0	0	0	0	0	1	2	2	2	9	3	4	1	0	0	0	0	0	0	0	0	0	0	0	0	0	0	0
0200	9	0	0	0	0	0	0	1	1	1	1	3	2	0	0	0	0	0	0	0	0	0	0	0	0	0	0	0	0
0300	20	0	0	0	0	2	2	1	1	4	1	3	5	0	1	0	0	0	0	0	0	0	0	0	0	0	0	0	0
0400	43	0	0	0	0	0	0	1	2	9	12	10	4	4	1	0	0	0	0	0	0	0	0	0	0	0	0	0	0
0500	76	0	0	0	1	1	2	0	7	26	17	13	6	2	1	0	0	0	0	0	0	0	0	0	0	0	0	0	0
0600	334	0	0	0	3	10	5	18	70	117	68	27	10	5	1	0	0	0	0	0	0	0	0	0	0	0	0	0	0
0700	488	0	0	0	7	12	27	58	113	155	88	20	7	1	0	0	0	0	0	0	0	0	0	0	0	0	0	0	0
0800	407	2	2	4	20	38	67	83	98	71	14	6	1	1	0	0	0	0	0	0	0	0	0	0	0	0	0	0	0
0900	345	2	0	0	9	22	13	57	126	83	27	4	2	0	0	0	0	0	0	0	0	0	0	0	0	0	0	0	0
1000	356	0	1	0	10	17	21	62	79	96	48	18	4	0	0	0	0	0	0	0	0	0	0	0	0	0	0	0	0
1100	382	1	0	0	5	12	23	55	132	105	39	10	0	0	0	0	0	0	0	0	0	0	0	0	0	0	0	0	0
1200	469	0	0	3	14	25	37	112	137	104	28	7	1	1	0	0	0	0	0	0	0	0	0	0	0	0	0	0	0
1300	491	0	0	3	14	38	60	101	132	100	36	6	0	0	1	0	0	0	0	0	0	0	0	0	0	0	0	0	0
1400	438	0	0	3	9	20	34	93	156	87	25	9	2	0	0	0	0	0	0	0	0	0	0	0	0	0	0	0	0
1500	483	0	1	0	16	17	42	97	171	109	25	4	1	0	0	0	0	0	0	0	0	0	0	0	0	0	0	0	0
1600	512	0	1	8	10	25	41	103	166	119	29	8	1	0	1	0	0	0	0	0	0	0	0	0	0	0	0	0	0
1700	576	0	0	1	9	39	77	123	179	111	23	10	3	0	0	1	0	0	0	0	0	0	0	0	0	0	0	0	0
1800	658	0	0	4	15	46	121	134	160	124	43	10	0	0	1	0	0	0	0	0	0	0	0	0	0	0	0	0	0
1900	478	0	2	9	11	26	39	74	138	117	49	8	3	2	0	0	0	0	0	0	0	0	0	0	0	0	0	0	0
2000	416	0	0	0	11	21	39	66	120	103	41	12	3	0	0	0	0	0	0	0	0	0	0	0	0	0	0	0	0
2100	263	0	0	0	4	5	14	25	64	92	40	15	3	1	0	0	0	0	0	0	0	0	0	0	0	0	0	0	0
2200	200	0	0	1	1	2	1	21	56	55	43	13	6	0	0	1	0	0	0	0	0	0	0	0	0	0	0	0	0
2300	107	0	0	0	0	4	2	4	18	32	21	17	8	0	1	0	0	0	0	0	0	0	0	0	0	0	0	0	0
07-19	5605	5	5	26	138	311	563	1078	1649	1264	425	112	22	3	3	1	0	0	0	0	0	0	0	0	0	0	0	0	0
06-22	7096	5	7	35	167	373	660	1261	2041	1693	623	174	41	11	4	1	0	0	0	0	0	0	0	0	0	0	0	0	0
06-00	7403	5	7	36	168	379	663	1286	2115	1780	687	204	55	11	5	2	0	0	0	0	0	0	0	0	0	0	0	0	0
00-00	7632	5	7	36	170	384	671	1294	2135	1830	744	245	79	21	9	2	0	0	0	0	0	0	0	0	0	0	0	0	0

Site E
Location R802, north of Dermot Ohurley Avenue
Direction Southbound

7352 / Ringsend
April 2017
Automatic Traffic Count

Thursday, 06 April 2017

Time	Total	Classification												>PSL	>PSL%	>SL1	>SL1%	>SL2	>SL2%	Mean	Vpp
		1	2	3	4	5	6	7	8	9	10	11	12	50	50	55	55	60	60		85
		MCL	SV	SVT	TB2	TB3	T4	ART3	ART4	ART5	ART6	BD	DRT			+5kph	+5kph	+10kph	+10kph		
0000	59	0	51	0	7	0	0	0	0	0	1	0	0	16	27.1	3	5.1	1	1.7	45.8	53.6
0100	22	0	22	0	0	0	0	0	0	0	0	0	0	8	36.4	3	13.6	3	13.6	49.3	54.4
0200	22	0	21	0	1	0	0	0	0	0	0	0	0	10	45.5	7	31.8	3	13.6	49.7	58.3
0300	18	0	15	0	3	0	0	0	0	0	0	0	0	6	33.3	1	5.6	1	5.6	46	51.8
0400	36	0	27	0	8	0	1	0	0	0	0	0	0	20	55.6	7	19.4	4	11.1	50.9	55.8
0500	71	4	58	2	5	0	0	0	0	2	0	0	0	19	26.8	6	8.5	1	1.4	45.5	51.8
0600	306	10	265	1	23	1	1	0	2	2	1	0	0	43	14.1	13	4.2	3	1	42.5	49.3
0700	482	33	403	5	35	3	3	0	0	0	0	0	0	27	5.6	13	2.7	3	0.6	40	46.4
0800	457	41	382	3	28	0	3	0	0	0	0	0	0	9	2	0	0	0	0	35	41.8
0900	332	19	269	1	35	0	7	0	0	0	1	0	0	6	1.8	3	0.9	0	0	36	42.8
1000	353	17	290	0	40	0	5	0	0	1	0	0	0	6	1.7	0	0	0	0	36.1	43.2
1100	395	7	342	5	35	0	5	0	0	0	1	0	0	6	1.5	3	0.8	0	0	35.6	42.5
1200	438	21	351	2	54	3	7	0	0	0	0	0	0	10	2.3	2	0.5	0	0	35.9	43.6
1300	474	15	413	4	36	0	6	0	0	0	0	0	0	10	2.1	2	0.4	1	0.2	37.4	43.2
1400	484	11	421	0	40	5	6	1	0	0	0	0	0	5	1	1	0.2	0	0	34.8	40.7
1500	456	16	395	0	34	2	8	0	0	0	1	0	0	14	3.1	3	0.7	0	0	37.2	44.3
1600	502	25	444	0	24	3	5	0	0	0	1	0	0	8	1.6	4	0.8	1	0.2	37.2	43.2
1700	531	63	442	6	13	1	5	0	1	0	0	0	0	12	2.3	2	0.4	0	0	34.9	41.8
1800	601	67	501	5	17	1	8	0	1	0	1	0	0	7	1.2	2	0.3	2	0.3	35.1	41.4
1900	544	27	485	5	21	0	5	0	0	1	0	0	0	14	2.6	5	0.9	2	0.4	36.2	42.5
2000	378	24	333	3	14	2	2	0	0	0	0	0	0	14	3.7	4	1.1	2	0.5	36.9	43.9
2100	291	19	264	0	6	2	0	0	0	0	0	0	0	12	4.1	3	1	1	0.3	38.4	44.6
2200	262	9	247	0	6	0	0	0	0	0	0	0	0	15	5.7	2	0.8	2	0.8	39.8	46.8
2300	125	5	113	0	6	1	0	0	0	0	0	0	0	16	12.8	3	2.4	0	0	43.5	49
07-19	5505	335	4653	31	391	18	68	1	2	1	5	0	0	120	2.2	35	0.6	7	0.1	36.3	43.2
06-22	7024	415	6000	40	455	23	76	1	4	4	6	0	0	203	2.9	60	0.9	15	0.2	36.6	43.6
06-00	7411	429	6360	40	467	24	76	1	4	4	6	0	0	234	3.2	65	0.9	17	0.2	36.9	43.9
00-00	7639	433	6554	42	491	24	77	1	4	6	7	0	0	313	4.1	92	1.2	30	0.4	37.2	44.3

Site E
Location R802, north of Dermot Ohurley Avenue
Direction Southbound

7352 / Ringsend
April 2017
Automatic Traffic Count

Thursday, 06 April 2017

Time	Total	Speed Bins (km/h)																											
		0 - 5	5 - 10	10 - 15	15 - 20	20 - 25	25 - 30	30 - 35	35 - 40	40 - 45	45 - 50	50 - 55	55 - 60	60 - 65	65 - 70	70 - 75	75 - 80	80 - 85	85 - 90	90 - 95	95 - 100	100 - 105	105 - 110	110 - 115	115 - 120	120 - 125	125 - 130	130 - 135	135 - 140
0000	59	0	0	0	0	0	0	3	10	12	18	13	2	1	0	0	0	0	0	0	0	0	0	0	0	0	0	0	0
0100	22	0	0	0	0	0	0	0	1	5	8	5	0	3	0	0	0	0	0	0	0	0	0	0	0	0	0	0	0
0200	22	0	0	0	0	0	0	2	1	3	6	3	4	2	1	0	0	0	0	0	0	0	0	0	0	0	0	0	0
0300	18	0	0	0	0	1	0	1	2	3	5	5	0	1	0	0	0	0	0	0	0	0	0	0	0	0	0	0	0
0400	36	0	0	0	0	0	0	0	0	7	9	13	3	4	0	0	0	0	0	0	0	0	0	0	0	0	0	0	0
0500	71	0	0	0	1	0	4	0	4	21	22	13	5	1	0	0	0	0	0	0	0	0	0	0	0	0	0	0	0
0600	306	0	2	0	2	8	3	11	88	83	66	30	10	1	2	0	0	0	0	0	0	0	0	0	0	0	0	0	0
0700	482	1	0	1	7	17	27	47	98	174	83	14	10	2	1	0	0	0	0	0	0	0	0	0	0	0	0	0	0
0800	457	2	0	0	12	29	55	121	129	78	22	9	0	0	0	0	0	0	0	0	0	0	0	0	0	0	0	0	0
0900	332	1	0	0	6	21	44	58	97	74	25	3	3	0	0	0	0	0	0	0	0	0	0	0	0	0	0	0	0
1000	353	1	1	0	16	15	38	60	104	91	21	6	0	0	0	0	0	0	0	0	0	0	0	0	0	0	0	0	0
1100	395	0	0	5	10	19	40	108	95	81	31	3	3	0	0	0	0	0	0	0	0	0	0	0	0	0	0	0	0
1200	438	0	0	1	15	29	51	93	107	89	43	8	2	0	0	0	0	0	0	0	0	0	0	0	0	0	0	0	0
1300	474	0	1	2	6	15	25	98	153	125	39	8	1	1	0	0	0	0	0	0	0	0	0	0	0	0	0	0	0
1400	484	0	1	2	17	24	43	157	143	71	21	4	1	0	0	0	0	0	0	0	0	0	0	0	0	0	0	0	0
1500	456	0	0	2	14	23	22	88	139	112	42	11	3	0	0	0	0	0	0	0	0	0	0	0	0	0	0	0	0
1600	502	0	0	0	7	20	42	94	157	142	32	4	3	1	0	0	0	0	0	0	0	0	0	0	0	0	0	0	0
1700	531	0	0	3	13	45	72	113	147	102	24	10	2	0	0	0	0	0	0	0	0	0	0	0	0	0	0	0	0
1800	601	0	0	2	13	39	72	145	203	88	32	5	0	2	0	0	0	0	0	0	0	0	0	0	0	0	0	0	0
1900	544	0	0	1	16	34	34	117	195	98	35	9	3	2	0	0	0	0	0	0	0	0	0	0	0	0	0	0	0
2000	378	0	0	1	9	29	29	68	118	72	38	10	2	1	0	1	0	0	0	0	0	0	0	0	0	0	0	0	0
2100	291	0	1	0	4	10	24	39	85	85	31	9	2	0	0	0	1	0	0	0	0	0	0	0	0	0	0	0	0
2200	262	0	0	0	3	6	16	34	64	77	47	13	0	2	0	0	0	0	0	0	0	0	0	0	0	0	0	0	0
2300	125	0	0	0	0	6	3	2	16	43	39	13	3	0	0	0	0	0	0	0	0	0	0	0	0	0	0	0	0
07-19	5505	5	3	18	136	296	531	1182	1572	1227	415	85	28	6	1	0	0	0	0	0	0	0	0	0	0	0	0	0	0
06-22	7024	5	6	20	167	377	621	1417	2058	1565	585	143	45	10	3	1	1	0	0	0	0	0	0	0	0	0	0	0	0
06-00	7411	5	6	20	170	389	640	1453	2138	1685	671	169	48	12	3	1	1	0	0	0	0	0	0	0	0	0	0	0	0
00-00	7639	5	6	20	171	390	644	1459	2156	1736	739	221	62	24	4	1	1	0	0	0	0	0	0	0	0	0	0	0	0

Site E
Location R802, north of Dermot Ohurley Avenue
Direction Southbound

7352 / Ringsend
April 2017
Automatic Traffic Count

Friday, 07 April 2017

Time	Total	Classification												>PSL	>PSL%	>SL1	>SL1%	>SL2	>SL2%	Mean	Vpp
		1	2	3	4	5	6	7	8	9	10	11	12	50	50	55	55	60	60		85
		MCL	SV	SVT	TB2	TB3	T4	ART3	ART4	ART5	ART6	BD	DRT			+5kph	+5kph	+10kph	+10kph		
0000	99	4	94	0	1	0	0	0	0	0	0	0	0	18	18.2	7	7.1	1	1	42.9	51.5
0100	58	2	55	0	1	0	0	0	0	0	0	0	0	18	31	6	10.3	3	5.2	46.6	53.6
0200	30	1	29	0	0	0	0	0	0	0	0	0	0	10	33.3	1	3.3	0	0	43.9	52.9
0300	22	0	20	0	2	0	0	0	0	0	0	0	0	13	59.1	7	31.8	1	4.5	51	57.6
0400	39	0	31	0	7	0	0	0	1	0	0	0	0	13	33.3	5	12.8	2	5.1	46.6	53.3
0500	65	2	56	0	3	1	0	0	1	1	1	0	0	19	29.2	5	7.7	2	3.1	45.1	51.8
0600	308	11	272	0	23	1	0	0	0	1	0	0	0	45	14.6	16	5.2	4	1.3	43.2	49.7
0700	489	29	412	4	41	0	2	0	0	0	1	0	0	24	4.9	1	0.2	1	0.2	39.2	46.1
0800	496	36	419	1	31	1	6	0	1	0	0	1	0	6	1.2	2	0.4	0	0	33.9	42.8
0900	390	24	325	1	30	2	8	0	0	0	0	0	0	9	2.3	1	0.3	0	0	36.5	43.9
1000	400	7	337	0	46	2	6	0	1	0	1	0	0	10	2.5	2	0.5	0	0	37.3	42.8
1100	431	10	378	0	33	1	9	0	0	0	0	0	0	15	3.5	3	0.7	0	0	35.4	42.5
1200	503	12	446	2	35	3	5	0	0	0	0	0	0	8	1.6	2	0.4	0	0	36.2	42.5
1300	494	25	424	2	33	1	9	0	0	0	0	0	0	10	2	3	0.6	0	0	35.4	42.5
1400	460	10	396	3	38	2	8	0	0	2	1	0	0	14	3	0	0	0	0	36.5	43.9
1500	517	23	447	1	37	2	6	0	0	0	1	0	0	23	4.4	5	1	2	0.4	37.5	44.3
1600	530	20	479	2	21	3	5	0	0	0	0	0	0	19	3.6	2	0.4	0	0	37	44.6
1700	596	53	502	6	25	0	8	0	1	1	0	0	0	22	3.7	7	1.2	5	0.8	36.6	43.6
1800	501	41	438	2	16	0	3	0	0	1	0	0	0	22	4.4	3	0.6	0	0	37.2	44.6
1900	464	20	424	1	17	0	1	0	0	0	1	0	0	13	2.8	3	0.6	1	0.2	37.2	43.6
2000	353	10	328	3	9	2	1	0	0	0	0	0	0	25	7.1	6	1.7	3	0.8	39.7	45.7
2100	265	9	244	2	7	3	0	0	0	0	0	0	0	15	5.7	9	3.4	2	0.8	37.7	44.3
2200	252	5	236	1	7	3	0	0	0	0	0	0	0	20	7.9	1	0.4	0	0	40.2	46.4
2300	180	4	171	0	5	0	0	0	0	0	0	0	0	22	12.2	4	2.2	0	0	42.5	48.6
07-19	5807	290	5003	24	386	17	75	0	3	4	4	1	0	182	3.1	31	0.5	8	0.1	36.6	43.9
06-22	7197	340	6271	30	442	23	77	0	3	5	5	1	0	280	3.9	65	0.9	18	0.3	37.1	44.3
06-00	7629	349	6678	31	454	26	77	0	3	5	5	1	0	322	4.2	70	0.9	18	0.2	37.3	44.6
00-00	7942	358	6963	31	468	27	77	0	5	6	6	1	0	413	5.2	101	1.3	27	0.3	37.6	45

Site E
Location R802, north of Dermot Ohurley Avenue
Direction Southbound

7352 / Ringsend
April 2017
Automatic Traffic Count

Friday, 07 April 2017

Time	Total	Speed Bins (km/h)																											
		0 - 5	5 - 10	10 - 15	15 - 20	20 - 25	25 - 30	30 - 35	35 - 40	40 - 45	45 - 50	50 - 55	55 - 60	60 - 65	65 - 70	70 - 75	75 - 80	80 - 85	85 - 90	90 - 95	95 - 100	100 - 105	105 - 110	110 - 115	115 - 120	120 - 125	125 - 130	130 - 135	135 - 140
0000	99	0	0	0	1	1	3	9	20	29	18	11	6	1	0	0	0	0	0	0	0	0	0	0	0	0	0	0	0
0100	58	0	0	0	1	1	0	2	10	9	17	12	3	0	3	0	0	0	0	0	0	0	0	0	0	0	0	0	0
0200	30	0	0	0	0	1	1	3	3	6	6	9	1	0	0	0	0	0	0	0	0	0	0	0	0	0	0	0	0
0300	22	0	0	0	0	0	0	1	1	1	6	6	6	1	0	0	0	0	0	0	0	0	0	0	0	0	0	0	0
0400	39	0	0	0	0	0	0	2	5	13	6	8	3	2	0	0	0	0	0	0	0	0	0	0	0	0	0	0	0
0500	65	0	0	0	0	1	2	7	9	8	19	14	3	1	0	0	1	0	0	0	0	0	0	0	0	0	0	0	0
0600	308	0	0	0	2	11	7	10	53	95	85	29	12	4	0	0	0	0	0	0	0	0	0	0	0	0	0	0	0
0700	489	0	0	1	7	20	27	63	121	149	77	23	0	1	0	0	0	0	0	0	0	0	0	0	0	0	0	0	0
0800	496	7	4	6	12	47	70	102	121	87	34	4	2	0	0	0	0	0	0	0	0	0	0	0	0	0	0	0	0
0900	390	1	2	1	10	18	31	83	117	79	39	8	1	0	0	0	0	0	0	0	0	0	0	0	0	0	0	0	0
1000	400	0	0	0	9	19	18	78	131	117	18	8	2	0	0	0	0	0	0	0	0	0	0	0	0	0	0	0	0
1100	431	0	0	2	15	24	62	91	113	84	25	12	3	0	0	0	0	0	0	0	0	0	0	0	0	0	0	0	0
1200	503	0	0	1	12	21	55	96	170	107	33	6	2	0	0	0	0	0	0	0	0	0	0	0	0	0	0	0	0
1300	494	0	2	6	26	31	28	107	159	100	25	7	3	0	0	0	0	0	0	0	0	0	0	0	0	0	0	0	0
1400	460	0	0	3	18	31	34	77	138	109	36	14	0	0	0	0	0	0	0	0	0	0	0	0	0	0	0	0	0
1500	517	0	0	2	14	23	33	99	148	129	46	18	3	2	0	0	0	0	0	0	0	0	0	0	0	0	0	0	0
1600	530	0	0	3	19	22	40	104	145	129	49	17	2	0	0	0	0	0	0	0	0	0	0	0	0	0	0	0	0
1700	596	1	0	2	15	43	52	102	192	122	45	15	2	1	0	0	0	0	4	0	0	0	0	0	0	0	0	0	0
1800	501	0	1	2	13	29	38	93	135	116	52	19	3	0	0	0	0	0	0	0	0	0	0	0	0	0	0	0	0
1900	464	0	0	1	10	22	30	82	149	131	26	10	2	1	0	0	0	0	0	0	0	0	0	0	0	0	0	0	0
2000	353	0	0	1	2	8	14	56	101	101	45	19	3	0	3	0	0	0	0	0	0	0	0	0	0	0	0	0	0
2100	265	0	0	0	5	12	26	39	84	63	21	6	7	2	0	0	0	0	0	0	0	0	0	0	0	0	0	0	0
2200	252	0	0	3	0	8	10	25	67	82	37	19	1	0	0	0	0	0	0	0	0	0	0	0	0	0	0	0	0
2300	180	0	0	0	0	4	6	7	45	53	43	18	4	0	0	0	0	0	0	0	0	0	0	0	0	0	0	0	0
07-19	5807	9	9	29	170	328	488	1095	1690	1328	479	151	23	4	0	0	0	0	4	0	0	0	0	0	0	0	0	0	0
06-22	7197	9	9	31	189	381	565	1282	2077	1718	656	215	47	11	3	0	0	0	4	0	0	0	0	0	0	0	0	0	0
06-00	7629	9	9	34	189	393	581	1314	2189	1853	736	252	52	11	3	0	0	0	4	0	0	0	0	0	0	0	0	0	0
00-00	7942	9	9	34	191	397	587	1338	2237	1919	808	312	74	16	6	0	1	0	4	0	0	0	0	0	0	0	0	0	0

Site E
Location R802, north of Dermot Ohurley Avenue
Direction Southbound

7352 / Ringsend
April 2017
Automatic Traffic Count

Virtual Day (7)

Time	Total	Classification												>PSL	>PSL%	>SL1	>SL1%	>SL2	>SL2%	Mean	Vpp
		1	2	3	4	5	6	7	8	9	10	11	12	50	50	55	55	60	60		85
		MCL	SV	SVT	TB2	TB3	T4	ART3	ART4	ART5	ART6	BD	DRT			+5kph	+5kph	+10kph	+10kph		
0000	79	2	74	0	3	0	0	0	0	0	0	0	0	17	21.4	5	6.7	1	1.8	44.4	51.8
0100	48	1	45	0	2	0	0	0	0	0	0	0	0	13	27.3	5	10.5	1	2.4	44.9	52.6
0200	32	1	30	0	1	0	0	0	0	0	0	0	0	10	32.4	4	11.3	1	3.6	45.7	53.6
0300	26	0	23	0	3	0	0	0	0	0	0	0	0	12	45.9	5	18.9	2	7	47.9	55.8
0400	35	0	27	0	7	0	0	0	0	0	0	0	0	15	43.8	7	20.7	3	9.9	48.6	56.9
0500	66	3	55	0	5	0	0	0	1	1	0	0	0	21	31.4	9	13.3	3	3.9	46.2	54.4
0600	264	9	230	0	22	1	0	0	1	1	0	0	0	38	14.5	14	5.4	5	1.9	43	49.7
0700	390	24	328	2	32	1	2	0	0	0	0	0	0	27	7	7	1.8	2	0.5	40.2	47.2
0800	379	28	317	2	26	1	4	0	1	0	0	0	0	13	3.5	2	0.4	0	0.1	35.6	43.9
0900	328	18	276	1	27	1	4	0	0	0	0	0	0	16	4.7	3	1	0	0.1	37.2	45
1000	357	12	306	1	31	2	4	0	1	0	0	0	0	14	4	3	0.9	1	0.2	37.7	44.6
1100	413	14	361	2	31	1	5	0	0	0	0	0	0	10	2.5	2	0.6	0	0.1	36.4	43.2
1200	461	15	401	1	36	2	5	0	0	0	0	0	0	10	2.2	2	0.5	0	0	36.7	43.2
1300	479	17	424	2	28	1	6	0	1	0	0	0	0	10	2.1	2	0.4	0	0.1	36	42.8
1400	476	14	423	1	31	2	4	0	0	0	0	0	0	9	2	2	0.4	1	0.1	35.7	42.8
1500	474	16	420	1	29	2	5	0	1	0	0	0	0	11	2.2	2	0.4	0	0.1	36.9	43.6
1600	494	23	443	2	20	1	5	0	0	0	0	0	0	12	2.5	2	0.4	0	0.1	37	43.6
1700	542	43	475	3	14	1	5	0	0	0	0	0	0	13	2.5	3	0.5	1	0.2	36.3	43.2
1800	523	46	453	4	13	1	5	0	1	0	0	0	0	14	2.7	2	0.4	1	0.1	36.2	43.2
1900	470	24	427	2	13	1	2	0	0	0	0	0	0	16	3.4	5	1	1	0.3	37.3	43.9
2000	353	17	320	2	12	1	1	0	0	0	0	0	0	14	4	3	0.9	1	0.2	37.7	44.6
2100	246	10	229	1	6	1	0	0	0	0	0	0	0	15	6.1	5	2	1	0.5	39.2	45.7
2200	214	6	200	0	6	0	0	0	0	0	0	0	0	15	6.9	4	1.7	1	0.4	40	46.8
2300	129	4	119	0	6	0	0	0	0	0	0	0	0	19	14.5	5	3.8	1	0.4	42.5	49.7
07-19	5317	271	4626	23	316	16	54	1	5	1	3	0	1	161	3	32	0.6	7	0.1	36.8	43.9
06-22	6650	331	5831	27	368	20	59	1	6	2	4	1	1	244	3.7	59	0.9	16	0.2	37.2	44.3
06-00	6993	341	6150	28	381	20	59	1	6	2	4	1	1	277	4	68	1	17	0.2	37.4	44.6
00-00	7278	347	6404	28	401	21	59	1	8	3	4	1	1	365	5	103	1.4	29	0.4	37.7	45

Site E
Location R802, north of Dermot Ohurley Avenue
Direction Southbound

7352 / Ringsend
April 2017
Automatic Traffic Count

Virtual Day (7)

Time	Total	Speed Bins (km/h)																											
		0 - 5	5 - 10	10 - 15	15 - 20	20 - 25	25 - 30	30 - 35	35 - 40	40 - 45	45 - 50	50 - 55	55 - 60	60 - 65	65 - 70	70 - 75	75 - 80	80 - 85	85 - 90	90 - 95	95 - 100	100 - 105	105 - 110	110 - 115	115 - 120	120 - 125	125 - 130	130 - 135	135 - 140
0000	79	0	0	0	1	1	2	4	12	20	22	12	4	1	0	0	0	0	0	0	0	0	0	0	0	0	0	0	0
0100	48	0	0	0	1	1	1	3	5	11	13	8	4	1	0	0	0	0	0	0	0	0	0	0	0	0	0	0	0
0200	32	0	0	0	0	0	0	3	3	7	8	7	2	1	0	0	0	0	0	0	0	0	0	0	0	0	0	0	0
0300	26	0	0	0	0	1	0	1	2	5	5	7	3	1	0	0	0	0	0	0	0	0	0	0	0	0	0	0	0
0400	35	0	0	0	0	0	0	1	2	7	8	8	4	3	0	0	0	0	0	0	0	0	0	0	0	0	0	0	0
0500	66	0	0	0	1	1	2	1	5	18	18	12	6	2	1	0	0	0	0	0	0	0	0	0	0	0	0	0	0
0600	264	0	0	0	2	6	4	12	54	84	63	24	9	4	1	0	0	0	0	0	0	0	0	0	0	0	0	0	0
0700	390	0	0	1	4	14	20	44	89	120	72	20	5	2	0	0	0	0	0	0	0	0	0	0	0	0	0	0	0
0800	379	2	1	2	13	27	45	75	92	74	34	12	1	0	0	0	0	0	0	0	0	0	0	0	0	0	0	0	0
0900	328	1	0	1	9	21	28	53	86	76	38	12	3	0	0	0	0	0	0	0	0	0	0	0	0	0	0	0	0
1000	357	0	0	1	11	15	25	57	101	100	34	11	3	1	0	0	0	0	0	0	0	0	0	0	0	0	0	0	0
1100	413	0	0	3	12	20	37	85	121	88	36	8	2	0	0	0	0	0	0	0	0	0	0	0	0	0	0	0	0
1200	461	0	0	2	10	22	40	93	142	106	37	8	2	0	0	0	0	0	0	0	0	0	0	0	0	0	0	0	0
1300	479	0	1	2	15	23	41	110	140	107	30	8	2	0	0	0	0	0	0	0	0	0	0	0	0	0	0	0	0
1400	476	0	1	2	17	25	45	109	144	92	31	8	1	1	0	0	0	0	0	0	0	0	0	0	0	0	0	0	0
1500	474	0	0	1	13	19	33	96	149	112	39	9	1	0	0	0	0	0	0	0	0	0	0	0	0	0	0	0	0
1600	494	0	0	3	11	22	37	92	155	123	39	10	2	0	0	0	0	0	0	0	0	0	0	0	0	0	0	0	0
1700	542	0	0	1	13	33	55	110	156	120	40	11	2	0	0	0	0	0	1	0	0	0	0	0	0	0	0	0	0
1800	523	0	1	2	11	30	63	101	150	112	39	12	1	0	0	0	0	0	0	0	0	0	0	0	0	0	0	0	0
1900	470	0	0	3	9	22	32	83	150	112	43	11	3	1	0	0	0	0	0	0	0	0	0	0	0	0	0	0	0
2000	353	0	0	1	7	17	24	61	109	82	38	11	2	0	0	0	0	0	0	0	0	0	0	0	0	0	0	0	0
2100	246	0	0	0	4	9	16	31	65	75	32	10	4	1	0	0	0	0	0	0	0	0	0	0	0	0	0	0	0
2200	214	0	0	1	1	5	9	27	62	60	34	11	3	1	0	0	0	0	0	0	0	0	0	0	0	0	0	0	0
2300	129	0	0	0	1	4	6	6	26	38	30	14	4	0	0	0	0	0	0	0	0	0	0	0	0	0	0	0	0
07-19	5317	4	4	20	139	268	469	1025	1525	1232	469	128	25	6	1	0	0	0	1	0	0	0	0	0	0	0	0	0	0
06-22	6650	4	5	24	162	323	545	1212	1902	1585	644	185	43	12	3	1	0	0	1	0	0	0	0	0	0	0	0	0	0
06-00	6993	4	5	25	164	333	560	1244	1990	1683	708	210	51	13	3	1	0	0	1	0	0	0	0	0	0	0	0	0	0
00-00	7278	4	5	25	166	338	566	1257	2019	1751	782	263	74	21	6	1	0	0	1	0	0	0	0	0	0	0	0	0	0

Site	E		7352 / Ringsend
Location	R802, north of Dermot Ohurley Avenue		April 2017
Direction	Southbound		Automatic Traffic Count

Virtual Week (1)

Time	Total	Classification												>PSL	>PSL%	>SL1	>SL1%	>SL2	>SL2%	Mean	Vpp
		1	2	3	4	5	6	7	8	9	10	11	12	50	50	55	55	60	60		85
		MCL	SV	SVT	TB2	TB3	T4	ART3	ART4	ART5	ART6	BD	DRT			+5kph	+5kph	+10kph	+10kph		
Mon	7221	366	6276	24	443	33	52	2	15	6	3	1	0	338	4.7	78	1.1	20	0.3	37.7	45
Tue	7696	496	6599	30	466	14	67	2	11	2	6	2	1	333	4.3	101	1.3	31	0.4	37.4	44.6
Wed	7632	433	6565	28	465	22	96	1	15	3	3	0	1	356	4.7	111	1.5	32	0.4	37.4	44.6
Thu	7639	433	6554	42	491	24	77	1	4	6	7	0	0	313	4.1	92	1.2	30	0.4	37.2	44.3
Fri	7942	358	6963	31	468	27	77	0	5	6	6	1	0	413	5.2	101	1.3	27	0.3	37.6	45
| Sat	7335	171	6782	24	302	15	33	0	4	0	4	0	0	363	4.9	115	1.6	28	0.4	37.6	45
| Sun	5479	175	5087	16	170	11	12	1	3	1	1	0	2	442	8.1	120	2.2	34	0.6	39.6	46.8
5 Day Ave.	7626	417	6591	31	467	24	74	1	10	5	5	1	0	351	4.6	97	1.3	28	0.4	37.5	44.7
7 Day Ave.	7278	347	6404	28	401	21	59	1	8	3	4	1	1	365	5.0	103	1.4	29	0.4	37.7	45.0
--	50944	2432	44826	195	2805	146	414	7	57	24	30	4	4	2558	5.0	718	1.4	202	0.4	37.7	45.0

Summary Graphs

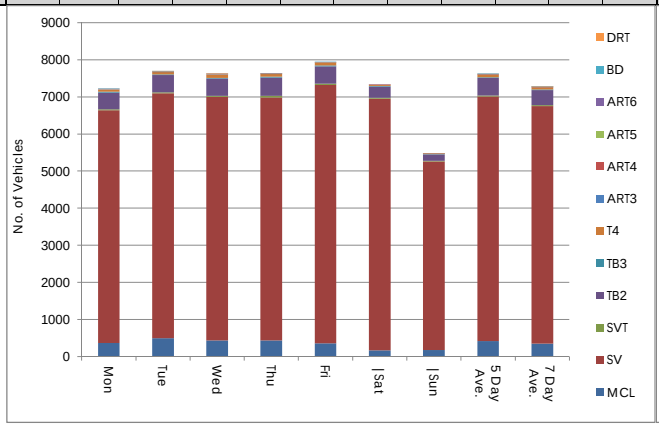

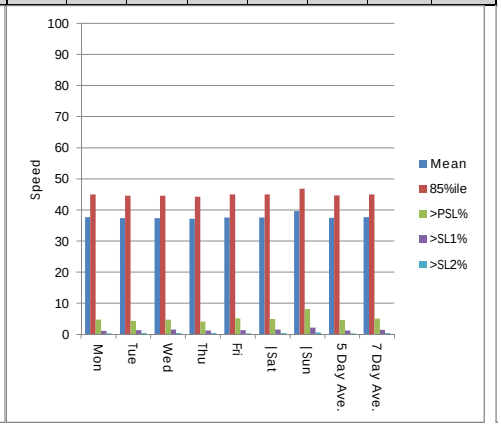

Site E
Location R802, north of Dermot Ohurley Avenue
Direction Southbound

7352 / Ringsend
April 2017
Automatic Traffic Count

Virtual Week (1)

Time	Total	Speed Bins (km/h)																											
		0 - 5	5 - 10	10 - 15	15 - 20	20 - 25	25 - 30	30 - 35	35 - 40	40 - 45	45 - 50	50 - 55	55 - 60	60 - 65	65 - 70	70 - 75	75 - 80	80 - 85	85 - 90	90 - 95	95 - 100	100 - 105	105 - 110	110 - 115	115 - 120	120 - 125	125 - 130	130 - 135	135 - 140
Mon	7221	4	4	25	185	320	548	1188	1993	1777	839	260	58	14	5	1	0	0	0	0	0	0	0	0	0	0	0	0	0
Tue	7696	0	4	20	154	356	750	1416	2078	1827	758	232	70	25	5	1	0	0	0	0	0	0	0	0	0	0	0	0	0
Wed	7632	5	7	36	170	384	671	1294	2135	1830	744	245	79	21	9	2	0	0	0	0	0	0	0	0	0	0	0	0	0
Thu	7639	5	6	20	171	390	644	1459	2156	1736	739	221	62	24	4	1	1	0	0	0	0	0	0	0	0	0	0	0	0
Fri	7942	9	9	34	191	397	587	1338	2237	1919	808	312	74	16	6	0	1	0	4	0	0	0	0	0	0	0	0	0	0
| Sat	7335	4	3	22	162	336	535	1436	2038	1627	809	248	87	21	5	2	0	0	0	0	0	0	0	0	0	0	0	0	0
| Sun	5479	1	1	18	132	180	225	667	1494	1540	779	322	86	28	5	1	0	0	0	0	0	0	0	0	0	0	0	0	0
5 Day Ave.	7626	5	6	27	174	369	640	1339	2120	1818	778	254	69	20	6	1	0	0	1	0	0	0	0	0	0	0	0	0	0
7 Day Ave.	7278	4	5	25	166	338	566	1257	2019	1751	782	263	74	21	6	1	0	0	1	0	0	0	0	0	0	0	0	0	0
--	50944	28	34	175	1165	2363	3960	8798	14131	12256	5476	1840	516	149	39	8	2	0	4	0	0	0	0	0	0	0	0	0	0

Summary Graphs

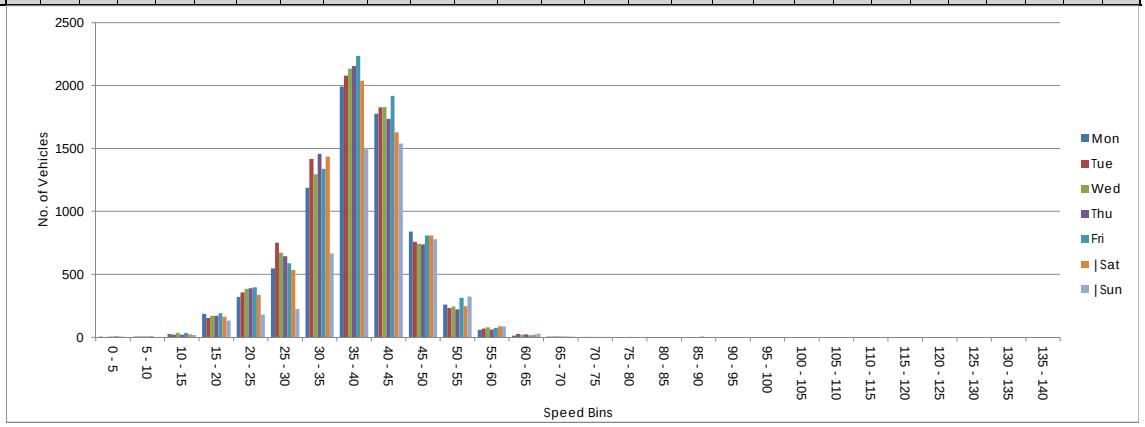

Site E
Location R802, north of Dermot Ohurley Avenue
Direction Northbound/Southbound

7352 / Ringsend
April 2017
Automatic Traffic Count

Saturday, 01 April 2017

Time	Total	Classification												>PSL	>PSL%	>SL1	>SL1%	>SL2	>SL2%	Mean	Vpp
		1	2	3	4	5	6	7	8	9	10	11	12	50	50	55	55	60	60		85
		MCL	SV	SVT	TB2	TB3	T4	ART3	ART4	ART5	ART6	BD	DRT			+5kph	+5kph	+10kph	+10kph		
0000	242	8	221	0	8	4	0	0	0	0	1	0	0	45	18.6	17	7	5	2.1	43.7	51.5
0100	184	3	176	0	4	1	0	0	0	0	0	0	0	37	20.1	7	3.8	2	1.1	43.5	50.4
0200	132	3	128	0	1	0	0	0	0	0	0	0	0	35	26.5	16	12.1	3	2.3	45.2	52.2
0300	83	1	82	0	0	0	0	0	0	0	0	0	0	28	33.7	12	14.5	7	8.4	46.4	54.4
0400	68	2	56	0	10	0	0	0	0	0	0	0	0	18	26.5	10	14.7	2	2.9	45.9	54.4
0500	102	2	93	0	5	0	1	0	1	0	0	0	0	29	28.4	12	11.8	5	4.9	45.1	52.2
0600	203	8	169	0	21	0	4	0	1	0	0	0	0	56	27.6	23	11.3	10	4.9	45.8	51.8
0700	344	12	290	0	35	1	4	0	1	1	0	0	0	55	16	19	5.5	8	2.3	43.9	50.4
0800	470	26	393	3	40	2	3	0	2	0	1	0	0	31	6.6	6	1.3	2	0.4	40.4	47.2
0900	720	19	654	6	36	2	3	0	0	0	0	0	0	37	5.1	8	1.1	0	0	38.7	46.1
1000	816	25	734	6	37	2	9	0	1	0	2	0	0	23	2.8	8	1	3	0.4	37.1	43.9
1100	1167	26	1088	7	35	4	7	0	0	0	0	0	0	21	1.8	6	0.5	3	0.3	35	41.8
1200	1168	27	1067	5	56	6	5	0	1	0	1	0	0	22	1.9	7	0.6	3	0.3	36	42.5
1300	1187	30	1105	5	39	1	6	0	1	0	0	0	0	12	1	2	0.2	0	0	33.8	40.7
1400	1194	23	1121	4	38	4	2	0	0	0	2	0	0	8	0.7	5	0.4	3	0.3	32.7	40.7
1500	1016	19	946	4	40	4	2	0	1	0	0	0	0	19	1.9	2	0.2	0	0	36.1	42.8
1600	946	25	885	2	31	0	2	0	0	0	1	0	0	22	2.3	5	0.5	1	0.1	36.6	42.5
1700	975	19	911	4	28	5	6	1	1	0	0	0	0	11	1.1	4	0.4	0	0	31.2	40.7
1800	807	15	756	5	26	3	1	1	0	0	0	0	0	19	2.4	4	0.5	0	0	35.1	42.8
1900	759	15	718	2	19	2	3	0	0	0	0	0	0	30	4	6	0.8	1	0.1	38.6	45
2000	656	16	627	1	10	1	1	0	0	0	0	0	0	28	4.3	9	1.4	1	0.2	38	45.4
2100	462	9	437	0	12	3	1	0	0	0	0	0	0	36	7.8	11	2.4	2	0.4	38.8	46.8
2200	379	9	356	1	11	0	1	0	1	0	0	0	0	36	9.5	9	2.4	2	0.5	40.4	47.5
2300	376	8	350	1	16	0	1	0	0	0	0	0	0	35	9.3	7	1.9	0	0	40.2	47.9
07-19	10810	266	9950	51	441	34	50	2	8	1	7	0	0	280	2.6	76	0.7	23	0.2	35.5	43.2
06-22	12890	314	11901	54	503	40	59	2	9	1	7	0	0	430	3.3	125	1	37	0.3	36.1	43.6
06-00	13645	331	12607	56	530	40	61	2	10	1	7	0	0	501	3.7	141	1	39	0.3	36.4	43.9
00-00	14456	350	13363	56	558	45	62	2	11	1	8	0	0	693	4.8	215	1.5	63	0.4	36.8	44.6

Site E
Location R802, north of Dermot Ohurley Avenue
Direction Northbound/Southbound

7352 / Ringsend
April 2017
Automatic Traffic Count

Saturday, 01 April 2017

Time	Total	Speed Bins (km/h)																											
		0 - 5	5 - 10	10 - 15	15 - 20	20 - 25	25 - 30	30 - 35	35 - 40	40 - 45	45 - 50	50 - 55	55 - 60	60 - 65	65 - 70	70 - 75	75 - 80	80 - 85	85 - 90	90 - 95	95 - 100	100 - 105	105 - 110	110 - 115	115 - 120	120 - 125	125 - 130	130 - 135	135 - 140
0000	242	0	0	0	4	7	2	14	32	75	63	28	12	5	0	0	0	0	0	0	0	0	0	0	0	0	0	0	0
0100	184	0	0	1	3	5	4	15	15	50	54	30	5	2	0	0	0	0	0	0	0	0	0	0	0	0	0	0	0
0200	132	0	0	0	2	0	2	10	19	29	35	19	13	2	0	1	0	0	0	0	0	0	0	0	0	0	0	0	0
0300	83	0	0	1	0	3	1	4	8	15	23	16	5	4	3	0	0	0	0	0	0	0	0	0	0	0	0	0	0
0400	68	0	0	0	0	1	1	4	8	15	21	8	8	1	1	0	0	0	0	0	0	0	0	0	0	0	0	0	0
0500	102	0	0	0	3	2	1	3	11	32	21	17	7	5	0	0	0	0	0	0	0	0	0	0	0	0	0	0	0
0600	203	0	0	2	2	3	3	7	16	51	63	33	13	8	1	1	0	0	0	0	0	0	0	0	0	0	0	0	0
0700	344	0	0	0	1	6	9	12	60	105	96	36	11	5	3	0	0	0	0	0	0	0	0	0	0	0	0	0	0
0800	470	0	0	1	16	14	13	55	84	161	95	25	4	2	0	0	0	0	0	0	0	0	0	0	0	0	0	0	0
0900	720	0	0	1	16	28	42	109	208	168	111	29	8	0	0	0	0	0	0	0	0	0	0	0	0	0	0	0	0
1000	816	0	0	5	19	37	49	172	244	202	65	15	5	3	0	0	0	0	0	0	0	0	0	0	0	0	0	0	0
1100	1167	0	0	13	35	72	130	309	325	210	52	15	3	0	0	0	0	0	0	3	0	0	0	0	0	0	0	0	0
1200	1168	0	0	6	16	64	99	298	375	218	70	15	4	3	0	0	0	0	0	0	0	0	0	0	0	0	0	0	0
1300	1187	0	1	18	41	54	189	365	292	173	42	10	2	0	0	0	0	0	0	0	0	0	0	0	0	0	0	0	0
1400	1194	1	3	40	55	93	196	303	290	168	37	3	2	3	0	0	0	0	0	0	0	0	0	0	0	0	0	0	0
1500	1016	1	0	2	25	46	114	217	310	207	75	17	2	0	0	0	0	0	0	0	0	0	0	0	0	0	0	0	0
1600	946	0	0	6	21	30	66	221	335	174	71	17	4	0	0	0	0	0	0	0	0	0	0	0	0	0	0	0	1
1700	975	2	29	55	92	75	101	218	222	138	32	7	4	0	0	0	0	0	0	0	0	0	0	0	0	0	0	0	0
1800	807	0	13	51	28	24	39	143	260	175	55	15	4	0	0	0	0	0	0	0	0	0	0	0	0	0	0	0	0
1900	759	0	0	5	8	22	48	105	236	212	93	24	5	0	0	1	0	0	0	0	0	0	0	0	0	0	0	0	0
2000	656	0	0	3	8	38	29	130	184	150	86	19	8	1	0	0	0	0	0	0	0	0	0	0	0	0	0	0	0
2100	462	0	0	1	9	16	29	70	134	109	58	25	9	1	1	0	0	0	0	0	0	0	0	0	0	0	0	0	0
2200	379	0	0	1	2	8	12	49	109	104	58	27	7	1	1	0	0	0	0	0	0	0	0	0	0	0	0	0	0
2300	376	0	0	1	4	9	23	50	82	100	72	28	7	0	0	0	0	0	0	0	0	0	0	0	0	0	0	0	0
07-19	10810	4	46	198	365	543	1047	2422	3005	2099	801	204	53	16	3	0	0	0	0	3	0	0	0	0	0	0	0	0	1
06-22	12890	4	46	209	392	622	1156	2734	3575	2621	1101	305	88	26	5	2	0	0	0	3	0	0	0	0	0	0	0	0	1
06-00	13645	4	46	211	398	639	1191	2833	3766	2825	1231	360	102	27	6	2	0	0	0	3	0	0	0	0	0	0	0	0	1
00-00	14456	4	46	213	410	657	1202	2883	3859	3041	1448	478	152	46	10	3	0	0	0	3	0	0	0	0	0	0	0	0	1

Site E
Location R802, north of Dermot Ohurley Avenue
Direction Northbound/Southbound

7352 / Ringsend
April 2017
Automatic Traffic Count

Sunday, 02 April 2017

Time	Total	Classification												>PSL	>PSL%	>SL1	>SL1%	>SL2	>SL2%	Mean	Vpp
		1	2	3	4	5	6	7	8	9	10	11	12	50	50	55	55	60	60		85
		MCL	SV	SVT	TB2	TB3	T4	ART3	ART4	ART5	ART6	BD	DRT			+5kph	+5kph	+10kph	+10kph		
0000	218	2	206	0	9	0	0	0	1	0	0	0	0	36	16.5	16	7.3	3	1.4	42.6	50.4
0100	173	7	162	0	3	1	0	0	0	0	0	0	0	28	16.2	10	5.8	0	0	42.5	50
0200	158	1	147	0	9	1	0	0	0	0	0	0	0	43	27.2	11	7	3	1.9	44.2	51.8
0300	96	1	94	0	1	0	0	0	0	0	0	0	0	44	45.8	13	13.5	4	4.2	47.8	54.4
0400	83	0	78	0	5	0	0	0	0	0	0	0	0	30	36.1	14	16.9	7	8.4	47.7	55.4
0500	83	2	74	0	7	0	0	0	0	0	0	0	0	22	26.5	9	10.8	2	2.4	45.9	53.3
0600	141	4	128	0	9	0	0	0	0	0	0	0	0	33	23.4	19	13.5	11	7.8	44.9	52.9
0700	194	10	173	1	9	0	0	1	0	0	0	0	0	49	25.3	19	9.8	8	4.1	45.1	52.9
0800	252	10	225	0	15	1	1	0	0	0	0	0	0	54	21.4	9	3.6	0	0	43.5	51.1
0900	417	19	381	1	14	0	0	0	2	0	0	0	0	66	15.8	16	3.8	6	1.4	42.7	50
1000	582	27	529	1	18	3	2	0	1	0	1	0	0	44	7.6	10	1.7	0	0	39.3	46.1
1100	678	27	626	2	19	2	2	0	0	0	0	0	0	28	4.1	5	0.7	1	0.1	37.8	45.4
1200	760	29	692	5	27	2	3	0	0	1	0	0	1	29	3.8	7	0.9	1	0.1	38.1	44.6
1300	847	26	797	1	15	2	6	0	0	0	0	0	0	19	2.2	6	0.7	1	0.1	37.1	43.2
1400	843	38	780	2	20	0	3	0	0	0	0	0	0	28	3.3	3	0.4	0	0	38	45
1500	744	25	688	3	22	4	1	0	0	0	1	0	0	27	3.6	5	0.7	1	0.1	37.8	44.3
1600	778	30	729	4	11	0	3	0	0	0	0	0	1	37	4.8	6	0.8	1	0.1	38.2	45
1700	770	30	724	2	13	0	1	0	0	0	0	0	0	25	3.2	8	1	1	0.1	38.8	44.6
1800	672	23	626	2	16	2	3	0	0	0	0	0	0	32	4.8	7	1	2	0.3	38.2	45
1900	700	23	648	9	16	3	0	0	1	0	0	0	0	34	4.9	10	1.4	1	0.1	37.9	44.3
2000	566	22	525	1	16	0	1	0	1	0	0	0	0	29	5.1	6	1.1	1	0.2	37.4	44.3
2100	405	15	375	2	11	1	1	0	0	0	0	0	0	29	7.2	9	2.2	2	0.5	39.4	46.1
2200	263	8	243	0	12	0	0	0	0	0	0	0	0	13	4.9	3	1.1	2	0.8	39.7	46.8
2300	161	2	146	0	12	0	1	0	0	0	0	0	0	26	16.1	7	4.3	2	1.2	43	49.7
07-19	7537	294	6970	24	199	16	25	1	3	1	2	0	2	438	5.8	101	1.3	22	0.3	38.7	45.7
06-22	9349	358	8646	36	251	20	27	1	5	1	2	0	2	563	6	145	1.6	37	0.4	38.7	45.7
06-00	9773	368	9035	36	275	20	28	1	5	1	2	0	2	602	6.2	155	1.6	41	0.4	38.8	45.7
00-00	10584	381	9796	36	309	22	28	1	6	1	2	0	2	805	7.6	228	2.2	60	0.6	39.2	46.4

Site E
Location R802, north of Dermot Ohurley Avenue
Direction Northbound/Southbound

7352 / Ringsend
April 2017
Automatic Traffic Count

Sunday, 02 April 2017

Time	Total	Speed Bins (km/h)																											
		0 - 5	5 - 10	10 - 15	15 - 20	20 - 25	25 - 30	30 - 35	35 - 40	40 - 45	45 - 50	50 - 55	55 - 60	60 - 65	65 - 70	70 - 75	75 - 80	80 - 85	85 - 90	90 - 95	95 - 100	100 - 105	105 - 110	110 - 115	115 - 120	120 - 125	125 - 130	130 - 135	135 - 140
0000	218	0	0	0	2	8	8	18	37	56	53	20	13	2	1	0	0	0	0	0	0	0	0	0	0	0	0	0	0
0100	173	0	0	2	3	5	1	14	27	48	45	18	10	0	0	0	0	0	0	0	0	0	0	0	0	0	0	0	0
0200	158	0	1	1	1	1	5	9	16	48	33	32	8	2	1	0	0	0	0	0	0	0	0	0	0	0	0	0	0
0300	96	0	0	0	0	2	0	3	8	18	21	31	9	4	0	0	0	0	0	0	0	0	0	0	0	0	0	0	0
0400	83	0	0	0	0	0	1	3	8	17	24	16	7	6	0	0	1	0	0	0	0	0	0	0	0	0	0	0	0
0500	83	0	0	0	0	1	1	2	13	13	31	13	7	2	0	0	0	0	0	0	0	0	0	0	0	0	0	0	0
0600	141	0	0	0	2	4	4	4	19	43	32	14	8	8	3	0	0	0	0	0	0	0	0	0	0	0	0	0	0
0700	194	0	0	0	1	9	1	6	25	52	51	30	11	5	2	1	0	0	0	0	0	0	0	0	0	0	0	0	0
0800	252	0	0	0	7	7	5	14	21	77	67	45	9	0	0	0	0	0	0	0	0	0	0	0	0	0	0	0	0
0900	417	0	0	0	8	16	11	18	59	152	87	50	10	3	2	1	0	0	0	0	0	0	0	0	0	0	0	0	0
1000	582	0	0	1	15	20	37	63	153	167	82	34	10	0	0	0	0	0	0	0	0	0	0	0	0	0	0	0	0
1100	678	0	0	9	26	24	43	91	194	181	82	23	4	0	1	0	0	0	0	0	0	0	0	0	0	0	0	0	0
1200	760	0	0	6	22	25	38	125	212	218	85	22	6	1	0	0	0	0	0	0	0	0	0	0	0	0	0	0	0
1300	847	0	0	3	24	39	46	139	309	198	70	13	5	1	0	0	0	0	0	0	0	0	0	0	0	0	0	0	0
1400	843	1	0	8	11	34	56	129	246	225	105	25	3	0	0	0	0	0	0	0	0	0	0	0	0	0	0	0	0
1500	744	0	0	0	16	25	34	136	254	193	59	22	4	1	0	0	0	0	0	0	0	0	0	0	0	0	0	0	0
1600	778	0	0	2	18	21	39	138	248	191	84	31	5	0	1	0	0	0	0	0	0	0	0	0	0	0	0	0	0
1700	770	0	0	3	15	16	31	112	253	225	90	17	7	1	0	0	0	0	0	0	0	0	0	0	0	0	0	0	0
1800	672	0	1	6	18	23	39	94	193	191	75	25	5	2	0	0	0	0	0	0	0	0	0	0	0	0	0	0	0
1900	700	0	0	5	7	21	31	169	213	161	59	24	9	1	0	0	0	0	0	0	0	0	0	0	0	0	0	0	0
2000	566	0	0	4	15	21	36	112	181	126	42	23	5	1	0	0	0	0	0	0	0	0	0	0	0	0	0	0	0
2100	405	0	0	0	8	12	18	54	126	103	55	20	7	2	0	0	0	0	0	0	0	0	0	0	0	0	0	0	0
2200	263	0	0	1	3	8	12	40	67	71	48	10	1	2	0	0	0	0	0	0	0	0	0	0	0	0	0	0	0
2300	161	0	0	0	4	4	1	11	30	41	44	19	5	1	1	0	0	0	0	0	0	0	0	0	0	0	0	0	0
07-19	7537	1	1	38	181	259	380	1065	2167	2070	937	337	79	14	6	2	0	0	0	0	0	0	0	0	0	0	0	0	0
06-22	9349	1	1	47	213	317	469	1404	2706	2503	1125	418	108	26	9	2	0	0	0	0	0	0	0	0	0	0	0	0	0
06-00	9773	1	1	48	220	329	482	1455	2803	2615	1217	447	114	29	10	2	0	0	0	0	0	0	0	0	0	0	0	0	0
00-00	10584	1	2	51	226	346	498	1504	2912	2815	1424	577	168	45	12	2	1	0	0	0	0	0	0	0	0	0	0	0	0

Site E
Location R802, north of Dermot Ohurley Avenue
Direction Northbound/Southbound

7352 / Ringsend
April 2017
Automatic Traffic Count

Monday, 03 April 2017

Time	Total	Classification												>PSL	>PSL%	>SL1	>SL1%	>SL2	>SL2%	Mean	Vpp
		1	2	3	4	5	6	7	8	9	10	11	12	50	50	55	55	60	60		85
		MCL	SV	SVT	TB2	TB3	T4	ART3	ART4	ART5	ART6	BD	DRT			+5kph	+5kph	+10kph	+10kph		
0000	87	2	83	0	2	0	0	0	0	0	0	0	0	18	20.7	2	2.3	1	1.1	44.1	51.1
0100	55	1	54	0	0	0	0	0	0	0	0	0	0	19	34.5	5	9.1	0	0	45	54
0200	32	2	28	0	2	0	0	0	0	0	0	0	0	11	34.4	5	15.6	2	6.3	43.4	54.7
0300	25	0	21	0	4	0	0	0	0	0	0	0	0	10	40	3	12	1	4	48.5	54.4
0400	47	0	37	0	8	1	0	0	1	0	0	0	0	25	53.2	10	21.3	5	10.6	49.4	56.5
0500	132	8	99	0	15	1	0	0	3	5	1	0	0	50	37.9	25	18.9	8	6.1	47	55.8
0600	517	20	455	0	32	2	1	0	3	1	3	0	0	58	11.2	12	2.3	2	0.4	42.2	47.9
0700	1076	68	913	7	70	3	11	0	2	0	2	0	0	56	5.2	6	0.6	2	0.2	38.9	46.1
0800	1127	107	935	7	56	8	10	0	3	0	1	0	0	20	1.8	3	0.3	1	0.1	33	41.4
0900	914	68	743	6	73	9	10	0	3	1	1	0	0	25	2.7	8	0.9	2	0.2	33.5	43.6
1000	675	26	569	2	60	8	4	1	3	0	2	0	0	23	3.4	5	0.7	3	0.4	37.4	44.3
1100	758	34	631	1	77	4	10	0	1	0	0	0	0	23	3	5	0.7	1	0.1	35.8	42.8
1200	784	23	669	4	74	3	9	0	0	2	0	0	0	20	2.6	5	0.6	0	0	36.9	43.9
1300	808	29	693	3	65	7	9	0	2	0	0	0	0	23	2.8	5	0.6	1	0.1	36.5	42.8
1400	826	28	713	2	63	7	11	1	1	0	0	0	0	12	1.5	5	0.6	2	0.2	35.1	42.5
1500	871	29	764	2	55	5	14	0	2	0	0	0	0	25	2.9	4	0.5	2	0.2	36.7	43.2
1600	892	42	780	3	51	4	10	0	0	1	0	1	0	25	2.8	6	0.7	3	0.3	37.3	44.3
1700	1026	104	872	4	32	2	9	0	0	0	3	0	0	40	3.9	12	1.2	4	0.4	37.4	44.6
1800	981	89	848	7	26	2	8	0	0	0	1	0	0	42	4.3	10	1	2	0.2	37.3	44.3
1900	883	61	796	2	18	1	4	0	0	0	1	0	0	43	4.9	12	1.4	2	0.2	37.6	45
2000	691	44	617	4	21	2	3	0	0	0	0	0	0	19	2.7	5	0.7	1	0.1	36.7	43.9
2100	482	22	444	1	14	0	0	0	0	1	0	0	0	24	5	5	1	0	0	39.2	46.1
2200	402	19	365	0	15	1	0	0	0	1	1	0	0	21	5.2	8	2	2	0.5	38.2	45
2300	173	8	152	0	12	1	0	0	0	0	0	0	0	25	14.5	10	5.8	2	1.2	41.1	49.7
07-19	10738	647	9130	48	702	62	115	2	17	4	10	1	0	334	3.1	74	0.7	23	0.2	36.3	43.9
06-22	13311	794	11442	55	787	67	123	2	20	6	14	1	0	478	3.6	108	0.8	28	0.2	36.7	44.3
06-00	13886	821	11959	55	814	69	123	2	20	7	15	1	0	524	3.8	126	0.9	32	0.2	36.8	44.3
00-00	14264	834	12281	55	845	71	123	2	24	12	16	1	0	657	4.6	176	1.2	49	0.3	37.1	44.6

Site E
Location R802, north of Dermot Ohurley Avenue
Direction Northbound/Southbound

7352 / Ringsend
April 2017
Automatic Traffic Count

Monday, 03 April 2017

Time	Total	Speed Bins (km/h)																											
		0 - 5	5 - 10	10 - 15	15 - 20	20 - 25	25 - 30	30 - 35	35 - 40	40 - 45	45 - 50	50 - 55	55 - 60	60 - 65	65 - 70	70 - 75	75 - 80	80 - 85	85 - 90	90 - 95	95 - 100	100 - 105	105 - 110	110 - 115	115 - 120	120 - 125	125 - 130	130 - 135	135 - 140
0000	87	0	0	0	1	2	3	3	14	17	29	16	1	0	1	0	0	0	0	0	0	0	0	0	0	0	0	0	0
0100	55	0	0	0	1	0	2	3	10	11	9	14	5	0	0	0	0	0	0	0	0	0	0	0	0	0	0	0	0
0200	32	0	0	1	1	1	0	4	5	5	4	6	3	2	0	0	0	0	0	0	0	0	0	0	0	0	0	0	0
0300	25	0	0	0	0	0	0	0	3	5	7	7	2	1	0	0	0	0	0	0	0	0	0	0	0	0	0	0	0
0400	47	0	0	1	0	0	0	1	5	6	9	15	5	4	1	0	0	0	0	0	0	0	0	0	0	0	0	0	0
0500	132	0	0	2	2	4	2	2	5	31	34	25	17	3	4	1	0	0	0	0	0	0	0	0	0	0	0	0	0
0600	517	0	0	0	8	8	3	38	113	181	108	46	10	2	0	0	0	0	0	0	0	0	0	0	0	0	0	0	0
0700	1076	0	0	4	12	47	58	146	306	285	162	50	4	2	0	0	0	0	0	0	0	0	0	0	0	0	0	0	0
0800	1127	3	5	48	72	106	123	218	295	169	68	17	2	0	0	0	0	0	0	0	0	0	0	0	1	0	0	0	0
0900	914	0	3	37	69	78	118	155	204	145	80	17	6	2	0	0	0	0	0	0	0	0	0	0	0	0	0	0	0
1000	675	0	0	4	24	22	51	121	182	184	64	18	2	3	0	0	0	0	0	0	0	0	0	0	0	0	0	0	0
1100	758	1	0	13	29	28	77	152	242	133	60	18	4	1	0	0	0	0	0	0	0	0	0	0	0	0	0	0	0
1200	784	0	0	1	19	48	71	127	247	178	73	15	5	0	0	0	0	0	0	0	0	0	0	0	0	0	0	0	0
1300	808	0	0	4	28	24	68	182	241	185	53	18	4	1	0	0	0	0	0	0	0	0	0	0	0	0	0	0	0
1400	826	0	2	4	31	37	116	192	229	146	57	7	3	2	0	0	0	0	0	0	0	0	0	0	0	0	0	0	0
1500	871	0	0	8	15	22	60	236	267	165	73	21	2	2	0	0	0	0	0	0	0	0	0	0	0	0	0	0	0
1600	892	0	1	6	19	38	78	178	218	237	92	19	3	1	0	0	0	2	0	0	0	0	0	0	0	0	0	0	0
1700	1026	0	1	2	18	66	86	170	279	256	108	28	8	2	1	0	0	0	1	0	0	0	0	0	0	0	0	0	0
1800	981	0	1	1	16	57	94	159	274	252	85	32	8	2	0	0	0	0	0	0	0	0	0	0	0	0	0	0	0
1900	883	0	0	2	25	42	58	156	253	212	92	31	10	2	0	0	0	0	0	0	0	0	0	0	0	0	0	0	0
2000	691	0	0	2	22	23	78	129	201	150	67	14	4	1	0	0	0	0	0	0	0	0	0	0	0	0	0	0	0
2100	482	0	0	0	13	14	19	76	121	145	70	19	5	0	0	0	0	0	0	0	0	0	0	0	0	0	0	0	0
2200	402	0	1	1	13	12	21	57	135	98	43	13	6	1	1	0	0	0	0	0	0	0	0	0	0	0	0	0	0
2300	173	0	0	2	5	4	6	11	45	43	32	15	8	2	0	0	0	0	0	0	0	0	0	0	0	0	0	0	0
07-19	10738	4	13	132	352	573	1000	2036	2984	2335	975	260	51	18	1	0	0	2	1	0	0	0	0	0	1	0	0	0	0
06-22	13311	4	13	136	420	660	1158	2435	3672	3023	1312	370	80	23	1	0	0	2	1	0	0	0	0	0	1	0	0	0	0
06-00	13886	4	14	139	438	676	1185	2503	3852	3164	1387	398	94	26	2	0	0	2	1	0	0	0	0	0	1	0	0	0	0
00-00	14264	4	14	143	443	683	1192	2516	3894	3239	1479	481	127	36	8	1	0	2	1	0	0	0	0	0	1	0	0	0	0

Site E
Location R802, north of Dermot Ohurley Avenue
Direction Northbound/Southbound

7352 / Ringsend
April 2017
Automatic Traffic Count

Tuesday, 04 April 2017

Time	Total	Classification												>PSL	>PSL%	>SL1	>SL1%	>SL2	>SL2%	Mean	Vpp
		1	2	3	4	5	6	7	8	9	10	11	12	50	50	55	55	60	60		85
		MCL	SV	SVT	TB2	TB3	T4	ART3	ART4	ART5	ART6	BD	DRT			+5kph	+5kph	+10kph	+10kph		
0000	117	3	108	0	6	0	0	0	0	0	0	0	0	26	22.2	9	7.7	1	0.9	44.8	51.8
0100	55	3	49	0	3	0	0	0	0	0	0	0	0	15	27.3	6	10.9	1	1.8	44.7	52.9
0200	27	2	24	0	1	0	0	0	0	0	0	0	0	9	33.3	3	11.1	2	7.4	44.7	54
0300	25	0	18	0	7	0	0	0	0	0	0	0	0	11	44	5	20	3	12	47.2	58
0400	47	1	38	0	8	0	0	0	0	0	0	0	0	20	42.6	13	27.7	8	17	48.8	60.1
0500	140	9	117	0	9	0	1	0	2	2	0	0	0	49	35	24	17.1	12	8.6	46.4	55.4
0600	565	22	486	2	47	0	4	0	2	0	2	0	0	73	12.9	25	4.4	8	1.4	41.8	49
0700	1130	86	948	8	68	3	10	0	3	0	4	0	0	47	4.2	9	0.8	0	0	38.2	45.4
0800	1193	120	981	9	62	2	15	0	2	2	0	0	0	16	1.3	1	0.1	0	0	34	42.5
0900	939	68	780	4	71	5	8	0	1	0	2	0	0	35	3.7	6	0.6	2	0.2	35.3	43.6
1000	779	30	630	0	101	5	10	0	1	0	2	0	0	30	3.9	8	1	1	0.1	38	44.6
1100	735	33	606	1	83	3	8	0	0	0	1	0	0	7	1	4	0.5	1	0.1	36.4	43.2
1200	829	37	696	3	79	2	10	1	0	0	1	0	0	25	3	8	1	1	0.1	36.9	43.6
1300	918	41	798	6	58	5	9	0	0	0	1	0	0	23	2.5	4	0.4	1	0.1	35.9	42.5
1400	882	37	756	3	68	5	10	1	2	0	0	0	0	17	1.9	2	0.2	1	0.1	35.1	41.4
1500	937	36	813	6	63	2	13	0	3	0	0	0	1	15	1.6	6	0.6	1	0.1	36	42.8
1600	1011	62	876	6	56	1	7	0	1	0	1	0	1	21	2.1	3	0.3	0	0	36.1	42.5
1700	1069	121	891	8	30	3	13	0	0	0	2	1	0	36	3.4	14	1.3	4	0.4	35.6	43.6
1800	1032	120	865	9	23	5	8	1	1	0	0	0	0	24	2.3	7	0.7	6	0.6	35.4	42.5
1900	1017	68	899	11	31	0	7	1	0	0	0	0	0	17	1.7	3	0.3	1	0.1	36.1	42.5
2000	744	44	662	3	28	0	6	0	0	0	0	1	0	10	1.3	2	0.3	1	0.1	35.3	41.8
2100	517	27	471	3	12	1	3	0	0	0	0	0	0	24	4.6	11	2.1	3	0.6	38.5	45
2200	392	29	350	0	11	1	0	0	0	1	0	0	0	20	5.1	11	2.8	1	0.3	38.9	45.7
2300	220	8	195	0	15	1	0	0	0	0	1	0	0	34	15.5	6	2.7	1	0.5	42.8	50
07-19	11454	791	9640	63	762	41	121	3	14	2	14	1	2	296	2.6	72	0.6	18	0.2	36	43.2
06-22	14297	952	12158	82	880	42	141	4	16	2	16	2	2	420	2.9	113	0.8	31	0.2	36.3	43.6
06-00	14909	989	12703	82	906	44	141	4	16	3	17	2	2	474	3.2	130	0.9	33	0.2	36.5	43.9
00-00	15320	1007	13057	82	940	44	142	4	18	5	17	2	2	604	3.9	190	1.2	60	0.4	36.7	43.9

Site E
Location R802, north of Dermot Ohurley Avenue
Direction Northbound/Southbound

7352 / Ringsend
April 2017
Automatic Traffic Count

Tuesday, 04 April 2017

Time	Total	Speed Bins (km/h)																											
		0 - 5	5 - 10	10 - 15	15 - 20	20 - 25	25 - 30	30 - 35	35 - 40	40 - 45	45 - 50	50 - 55	55 - 60	60 - 65	65 - 70	70 - 75	75 - 80	80 - 85	85 - 90	90 - 95	95 - 100	100 - 105	105 - 110	110 - 115	115 - 120	120 - 125	125 - 130	130 - 135	135 - 140
0000	117	0	0	0	1	0	4	2	18	37	29	17	8	1	0	0	0	0	0	0	0	0	0	0	0	0	0	0	0
0100	55	0	0	1	0	2	1	3	4	11	18	9	5	1	0	0	0	0	0	0	0	0	0	0	0	0	0	0	0
0200	27	0	0	0	0	1	1	3	2	9	2	6	1	1	0	1	0	0	0	0	0	0	0	0	0	0	0	0	0
0300	25	0	0	0	0	0	1	2	3	6	2	6	2	2	1	0	0	0	0	0	0	0	0	0	0	0	0	0	0
0400	47	0	0	0	0	1	0	3	5	7	11	7	5	7	1	0	0	0	0	0	0	0	0	0	0	0	0	0	0
0500	140	0	0	1	1	5	1	4	13	36	30	25	12	8	3	1	0	0	0	0	0	0	0	0	0	0	0	0	0
0600	565	0	0	2	7	7	14	54	137	163	108	48	17	6	2	0	0	0	0	0	0	0	0	0	0	0	0	0	0
0700	1130	0	0	4	27	59	64	148	343	282	156	38	9	0	0	0	0	0	0	0	0	0	0	0	0	0	0	0	0
0800	1193	0	2	15	72	121	158	232	294	201	82	15	1	0	0	0	0	0	0	0	0	0	0	0	0	0	0	0	0
0900	939	0	3	9	55	71	91	183	234	190	68	29	4	1	1	0	0	0	0	0	0	0	0	0	0	0	0	0	0
1000	779	0	0	5	20	17	54	135	236	196	86	22	7	1	0	0	0	0	0	0	0	0	0	0	0	0	0	0	0
1100	735	0	0	7	17	34	58	157	236	140	79	3	3	1	0	0	0	0	0	0	0	0	0	0	0	0	0	0	0
1200	829	0	0	8	16	20	85	172	252	193	58	17	7	1	0	0	0	0	0	0	0	0	0	0	0	0	0	0	0
1300	918	0	3	8	14	43	95	210	292	177	53	19	3	1	0	0	0	0	0	0	0	0	0	0	0	0	0	0	0
1400	882	0	1	5	28	43	80	245	292	128	43	15	1	1	0	0	0	0	0	0	0	0	0	0	0	0	0	0	0
1500	937	0	1	4	23	52	97	220	243	220	62	9	5	1	0	0	0	0	0	0	0	0	0	0	0	0	0	0	0
1600	1011	0	1	5	27	59	74	208	354	209	53	18	3	0	0	0	0	0	0	0	0	0	0	0	0	0	0	0	0
1700	1069	0	0	6	42	80	130	210	276	198	91	22	10	4	0	0	0	0	0	0	0	0	0	0	0	0	0	0	0
1800	1032	0	1	8	25	63	130	245	280	188	68	17	1	3	2	0	0	0	1	0	0	0	0	0	0	0	0	0	0
1900	1017	0	0	6	22	49	97	227	327	200	72	14	2	1	0	0	0	0	0	0	0	0	0	0	0	0	0	0	0
2000	744	0	0	6	21	38	89	181	218	147	34	8	1	1	0	0	0	0	0	0	0	0	0	0	0	0	0	0	0
2100	517	0	0	2	8	24	41	65	129	169	55	13	8	2	1	0	0	0	0	0	0	0	0	0	0	0	0	0	0
2200	392	0	0	6	9	14	15	45	119	106	58	9	10	1	0	0	0	0	0	0	0	0	0	0	0	0	0	0	0
2300	220	0	0	0	5	3	10	11	37	59	61	28	5	1	0	0	0	0	0	0	0	0	0	0	0	0	0	0	0
07-19	11454	0	12	84	366	662	1116	2365	3332	2322	899	224	54	14	3	0	0	0	0	1	0	0	0	0	0	0	0	0	0
06-22	14297	0	12	100	424	780	1357	2892	4143	3001	1168	307	82	24	6	0	0	0	0	1	0	0	0	0	0	0	0	0	0
06-00	14909	0	12	106	438	797	1382	2948	4299	3166	1287	344	97	26	6	0	0	0	0	1	0	0	0	0	0	0	0	0	0
00-00	15320	0	12	108	440	806	1390	2965	4344	3272	1379	414	130	46	11	2	0	0	0	1	0	0	0	0	0	0	0	0	0

Site E
Location R802, north of Dermot Ohurley Avenue
Direction Northbound/Southbound

7352 / Ringsend
April 2017
Automatic Traffic Count

Wednesday, 05 April 2017

Time	Total	Classification												>PSL	>PSL%	>SL1	>SL1%	>SL2	>SL2%	Mean	Vpp
		1	2	3	4	5	6	7	8	9	10	11	12	50	50	55	55	60	60		85
		MCL	SV	SVT	TB2	TB3	T4	ART3	ART4	ART5	ART6	BD	DRT			+5kph	+5kph	+10kph	+10kph		
0000	110	9	95	0	6	0	0	0	0	0	0	0	0	22	20	8	7.3	4	3.6	43	51.8
0100	50	5	39	0	6	0	0	0	0	0	0	0	0	10	20	6	12	2	4	42.2	52.2
0200	27	0	24	0	3	0	0	0	0	0	0	0	0	10	37	5	18.5	1	3.7	46.1	55.1
0300	34	3	22	0	9	0	0	0	0	0	0	0	0	12	35.3	8	23.5	1	2.9	43.2	55.4
0400	67	0	55	0	12	0	0	0	0	0	0	0	0	31	46.3	13	19.4	6	9	49.1	57.2
0500	149	9	121	0	10	1	3	0	3	2	0	0	0	38	25.5	20	13.4	7	4.7	45.4	53.3
0600	553	25	471	3	41	3	3	0	3	2	2	0	0	71	12.8	29	5.2	10	1.8	42	49
0700	1121	81	920	9	90	4	13	0	2	2	0	0	0	51	4.5	16	1.4	4	0.4	38.3	45
0800	1024	80	867	9	39	6	19	3	0	0	1	0	0	8	0.8	2	0.2	1	0.1	25	38.5
0900	912	70	756	2	61	2	19	0	2	0	0	0	0	12	1.3	3	0.3	0	0	31.8	41.4
1000	790	35	657	3	70	7	16	0	2	0	0	0	0	34	4.3	9	1.1	3	0.4	36.9	43.9
1100	787	28	654	3	79	4	16	0	0	1	2	0	0	23	2.9	3	0.4	1	0.1	37.2	44.3
1200	880	31	730	2	91	6	18	1	1	0	0	0	0	16	1.8	3	0.3	1	0.1	36.1	42.5
1300	906	39	755	8	74	4	21	1	2	0	1	1	0	17	1.9	3	0.3	1	0.1	35	42.1
1400	887	31	765	3	70	3	13	0	1	0	1	0	0	17	1.9	3	0.3	0	0	35.5	41.8
1500	936	33	809	4	70	5	14	1	0	0	0	0	0	22	2.4	3	0.3	0	0	36.5	42.8
1600	1126	68	973	4	58	5	15	0	2	1	0	0	0	25	2.2	7	0.6	2	0.2	35.1	42.8
1700	1126	105	950	5	43	2	14	0	2	0	2	2	1	39	3.5	12	1.1	5	0.4	35.2	42.5
1800	1144	107	978	8	33	3	12	0	2	0	1	0	0	25	2.2	4	0.3	1	0.1	35.1	42.5
1900	873	64	771	4	23	2	6	0	1	1	1	0	0	26	3	6	0.7	2	0.2	36.4	44.3
2000	810	46	722	4	30	2	4	0	1	0	0	0	1	28	3.5	6	0.7	1	0.1	36.3	43.9
2100	522	22	484	1	15	0	0	0	0	0	0	0	0	28	5.4	5	1	1	0.2	38.8	45.7
2200	344	15	321	0	6	1	0	0	0	0	1	0	0	41	11.9	16	4.7	2	0.6	41.1	48.6
2300	194	11	171	0	12	0	0	0	0	0	0	0	0	37	19.1	14	7.2	1	0.5	42.7	51.1
07-19	11639	708	9814	60	778	51	190	6	16	4	8	3	1	289	2.5	68	0.6	19	0.2	34.8	42.8
06-22	14397	865	12262	72	887	58	203	6	21	7	11	3	2	442	3.1	114	0.8	33	0.2	35.4	43.2
06-00	14935	891	12754	72	905	59	203	6	21	7	12	3	2	520	3.5	144	1	36	0.2	35.6	43.6
00-00	15372	917	13110	72	951	60	206	6	24	9	12	3	2	643	4.2	204	1.3	57	0.4	35.9	43.9

Site E
Location R802, north of Dermot Ohurley Avenue
Direction Northbound/Southbound

7352 / Ringsend
April 2017
Automatic Traffic Count

Wednesday, 05 April 2017

Time	Total	Speed Bins (km/h)																											
		0 - 5	5 - 10	10 - 15	15 - 20	20 - 25	25 - 30	30 - 35	35 - 40	40 - 45	45 - 50	50 - 55	55 - 60	60 - 65	65 - 70	70 - 75	75 - 80	80 - 85	85 - 90	90 - 95	95 - 100	100 - 105	105 - 110	110 - 115	115 - 120	120 - 125	125 - 130	130 - 135	135 - 140
0000	110	0	0	3	2	3	3	4	20	24	29	14	4	3	1	0	0	0	0	0	0	0	0	0	0	0	0	0	0
0100	50	0	0	1	0	5	4	2	7	4	17	4	4	2	0	0	0	0	0	0	0	0	0	0	0	0	0	0	0
0200	27	0	0	0	0	0	0	4	3	4	6	5	4	1	0	0	0	0	0	0	0	0	0	0	0	0	0	0	0
0300	34	0	0	0	1	2	4	1	4	7	3	4	7	0	1	0	0	0	0	0	0	0	0	0	0	0	0	0	0
0400	67	0	0	0	0	0	1	1	2	15	17	18	7	4	2	0	0	0	0	0	0	0	0	0	0	0	0	0	0
0500	149	0	0	1	3	2	4	2	18	43	38	18	13	3	3	0	1	0	0	0	0	0	0	0	0	0	0	0	0
0600	553	0	0	0	8	17	8	44	125	169	111	42	19	7	2	1	0	0	0	0	0	0	0	0	0	0	0	0	0
0700	1121	0	0	1	22	44	67	187	306	312	131	35	12	1	3	0	0	0	0	0	0	0	0	0	0	0	0	0	0
0800	1024	2	54	184	196	123	105	119	125	90	18	6	1	1	0	0	0	0	0	0	0	0	0	0	0	0	0	0	0
0900	912	2	5	82	78	84	61	151	254	140	43	9	3	0	0	0	0	0	0	0	0	0	0	0	0	0	0	0	0
1000	790	0	1	5	27	34	63	161	221	177	67	25	6	0	0	2	0	0	0	0	0	0	0	1	0	0	0	0	0
1100	787	1	0	2	13	32	56	161	248	179	72	20	2	1	0	0	0	0	0	0	0	0	0	0	0	0	0	0	0
1200	880	0	0	6	22	42	65	223	263	179	64	13	2	1	0	0	0	0	0	0	0	0	0	0	0	0	0	0	0
1300	906	0	0	8	34	68	100	210	246	164	59	14	2	0	1	0	0	0	0	0	0	0	0	0	0	0	0	0	0
1400	887	0	0	9	17	47	88	218	290	160	41	14	3	0	0	0	0	0	0	0	0	0	0	0	0	0	0	0	0
1500	936	0	2	2	23	36	97	185	306	203	60	19	3	0	0	0	0	0	0	0	0	0	0	0	0	0	0	0	0
1600	1126	0	1	14	37	77	132	264	283	218	75	18	5	1	1	0	0	0	0	0	0	0	0	0	0	0	0	0	0
1700	1126	0	1	6	27	84	155	253	315	193	53	27	7	3	1	1	0	0	0	0	0	0	0	0	0	0	0	0	0
1800	1144	0	0	5	38	67	167	266	296	208	72	21	3	0	1	0	0	0	0	0	0	0	0	0	0	0	0	0	0
1900	873	0	2	15	32	49	60	165	247	189	88	20	4	2	0	0	0	0	0	0	0	0	0	0	0	0	0	0	0
2000	810	0	0	2	22	48	86	157	242	160	65	22	5	0	1	0	0	0	0	0	0	0	0	0	0	0	0	0	0
2100	522	0	0	4	9	19	28	75	136	157	66	23	4	1	0	0	0	0	0	0	0	0	0	0	0	0	0	0	0
2200	344	0	0	2	6	9	7	33	85	99	62	25	14	1	0	1	0	0	0	0	0	0	0	0	0	0	0	0	0
2300	194	0	1	1	4	4	6	8	36	57	40	23	13	0	1	0	0	0	0	0	0	0	0	0	0	0	0	0	0
07-19	11639	5	64	324	534	738	1156	2398	3153	2223	755	221	49	8	7	3	0	0	0	0	0	0	0	1	0	0	0	0	0
06-22	14397	5	66	345	605	871	1338	2839	3903	2898	1085	328	81	18	10	4	0	0	0	0	0	0	0	1	0	0	0	0	0
06-00	14935	5	67	348	615	884	1351	2880	4024	3054	1187	376	108	19	11	5	0	0	0	0	0	0	0	1	0	0	0	0	0
00-00	15372	5	67	353	621	896	1367	2894	4078	3151	1297	439	147	32	18	5	1	0	0	0	0	0	0	1	0	0	0	0	0

Site E
Location R802, north of Dermot Ohurley Avenue
Direction Northbound/Southbound

7352 / Ringsend
April 2017
Automatic Traffic Count

Thursday, 06 April 2017

Time	Total	Classification												>PSL	>PSL%	>SL1	>SL1%	>SL2	>SL2%	Mean	Vpp
		1	2	3	4	5	6	7	8	9	10	11	12	50	50	55	55	60	60		85
		MCL	SV	SVT	TB2	TB3	T4	ART3	ART4	ART5	ART6	BD	DRT			+5kph	+5kph	+10kph	+10kph		
0000	121	4	107	0	9	0	0	0	0	0	1	0	0	31	25.6	8	6.6	5	4.1	44.6	53.6
0100	44	0	44	0	0	0	0	0	0	0	0	0	0	13	29.5	5	11.4	4	9.1	48	52.6
0200	49	0	45	0	3	1	0	0	0	0	0	0	0	17	34.7	8	16.3	4	8.2	46.1	55.1
0300	33	0	29	0	4	0	0	0	0	0	0	0	0	12	36.4	6	18.2	4	12.1	46.6	56.5
0400	59	0	49	0	9	0	1	0	0	0	0	0	0	31	52.5	13	22	7	11.9	50.4	56.9
0500	125	7	105	2	9	0	0	0	0	2	0	0	0	33	26.4	18	14.4	9	7.2	46	54.4
0600	507	24	429	2	32	1	12	0	2	3	2	0	0	63	12.4	19	3.7	5	1	41.6	49
0700	1088	82	908	6	68	6	17	0	0	0	1	0	0	49	4.5	20	1.8	6	0.6	38.5	45.4
0800	1117	111	907	17	57	6	12	2	1	0	3	0	1	12	1.1	1	0.1	0	0	29.3	39.2
0900	943	58	783	7	72	3	17	0	1	1	1	0	0	17	1.8	8	0.8	1	0.1	32	41.8
1000	793	36	664	3	75	1	13	0	0	1	0	0	0	15	1.9	2	0.3	1	0.1	36.4	43.6
1100	844	23	720	10	74	2	13	0	1	0	1	0	0	12	1.4	5	0.6	0	0	34.8	42.1
1200	887	31	719	7	107	6	16	1	0	0	0	0	0	15	1.7	4	0.5	1	0.1	35.7	42.8
1300	925	33	792	7	76	0	14	0	2	1	0	0	0	20	2.2	7	0.8	3	0.3	36.7	42.8
1400	939	25	819	0	73	6	14	2	0	0	0	0	0	9	1	2	0.2	0	0	34.6	40.7
1500	876	33	759	2	62	2	14	0	1	0	3	0	0	19	2.2	4	0.5	0	0	36.4	43.2
1600	1092	49	955	4	64	4	11	0	1	0	4	0	0	26	2.4	11	1	2	0.2	36.3	43.2
1700	1061	124	876	9	36	1	12	0	1	0	2	0	0	29	2.7	6	0.6	1	0.1	34.9	42.5
1800	1093	102	939	7	30	3	10	0	1	0	1	0	0	25	2.3	4	0.4	3	0.3	35.6	42.1
1900	983	51	877	7	39	0	8	0	0	1	0	0	0	17	1.7	7	0.7	2	0.2	35.8	42.1
2000	754	47	675	4	22	2	4	0	0	0	0	0	0	27	3.6	10	1.3	4	0.5	36.3	43.2
2100	600	42	540	1	12	2	2	0	1	0	0	0	0	24	4	8	1.3	4	0.7	38.3	45
2200	497	24	458	1	13	0	0	0	0	0	1	0	0	33	6.6	8	1.6	2	0.4	39	46.1
2300	277	10	253	0	13	1	0	0	0	0	0	0	0	32	11.6	9	3.2	2	0.7	42.1	48.6
07-19	11658	707	9841	79	794	40	163	5	9	3	16	0	1	248	2.1	74	0.6	18	0.2	35	42.8
06-22	14502	871	12362	93	899	45	189	5	12	7	18	0	1	379	2.6	118	0.8	33	0.2	35.5	43.2
06-00	15276	905	13073	94	925	46	189	5	12	7	19	0	1	444	2.9	135	0.9	37	0.2	35.8	43.6
00-00	15707	916	13452	96	959	47	190	5	12	9	20	0	1	581	3.7	193	1.2	70	0.4	36.1	43.9

Site E
Location R802, north of Dermot Ohurley Avenue
Direction Northbound/Southbound

7352 / Ringsend
April 2017
Automatic Traffic Count

Thursday, 06 April 2017

Time	Total	Speed Bins (km/h)																											
		0 - 5	5 - 10	10 - 15	15 - 20	20 - 25	25 - 30	30 - 35	35 - 40	40 - 45	45 - 50	50 - 55	55 - 60	60 - 65	65 - 70	70 - 75	75 - 80	80 - 85	85 - 90	90 - 95	95 - 100	100 - 105	105 - 110	110 - 115	115 - 120	120 - 125	125 - 130	130 - 135	135 - 140
0000	121	0	0	1	4	1	1	6	17	24	36	23	3	4	1	0	0	0	0	0	0	0	0	0	0	0	0	0	0
0100	44	0	0	0	0	0	0	1	3	10	17	8	1	3	0	0	1	0	0	0	0	0	0	0	0	0	0	0	0
0200	49	0	0	1	0	1	1	2	7	9	11	9	4	3	1	0	0	0	0	0	0	0	0	0	0	0	0	0	0
0300	33	0	0	0	0	2	2	1	3	4	9	6	2	3	0	1	0	0	0	0	0	0	0	0	0	0	0	0	0
0400	59	0	0	0	0	0	0	1	3	8	16	18	6	7	0	0	0	0	0	0	0	0	0	0	0	0	0	0	0
0500	125	0	0	2	3	1	5	0	5	33	43	15	9	5	3	0	1	0	0	0	0	0	0	0	0	0	0	0	0
0600	507	0	2	1	6	18	7	29	135	148	98	44	14	3	2	0	0	0	0	0	0	0	0	0	0	0	0	0	0
0700	1088	1	1	5	19	53	70	157	273	312	148	29	14	4	2	0	0	0	0	0	0	0	0	0	0	0	0	0	0
0800	1117	2	17	82	141	137	151	229	207	110	29	11	1	0	0	0	0	0	0	0	0	0	0	0	0	0	0	0	0
0900	943	1	22	46	92	84	100	147	232	150	52	9	7	1	0	0	0	0	0	0	0	0	0	0	0	0	0	0	0
1000	793	1	1	4	31	30	82	147	220	206	56	13	1	1	0	0	0	0	0	0	0	0	0	0	0	0	0	0	0
1100	844	0	2	22	31	41	87	213	228	159	49	7	5	0	0	0	0	0	0	0	0	0	0	0	0	0	0	0	0
1200	887	0	0	2	23	47	105	219	237	170	69	11	3	0	1	0	0	0	0	0	0	0	0	0	0	0	0	0	0
1300	925	0	1	5	18	36	80	200	287	210	68	13	4	1	2	0	0	0	0	0	0	0	0	0	0	0	0	0	0
1400	939	0	3	6	34	47	94	288	280	135	43	7	2	0	0	0	0	0	0	0	0	0	0	0	0	0	0	0	0
1500	876	0	0	5	24	42	60	204	268	188	66	15	4	0	0	0	0	0	0	0	0	0	0	0	0	0	0	0	0
1600	1092	0	0	4	31	62	97	226	317	256	73	15	9	2	0	0	0	0	0	0	0	0	0	0	0	0	0	0	0
1700	1061	0	2	5	30	96	156	203	284	189	67	23	5	1	0	0	0	0	0	0	0	0	0	0	0	0	0	0	0
1800	1093	0	0	4	27	63	113	263	356	172	70	21	1	2	0	1	0	0	0	0	0	0	0	0	0	0	0	0	0
1900	983	0	0	3	30	56	71	245	323	178	60	10	5	2	0	0	0	0	0	0	0	0	0	0	0	0	0	0	0
2000	754	0	0	3	27	44	61	161	236	131	64	17	6	2	0	1	1	0	0	0	0	0	0	0	0	0	0	0	0
2100	600	0	1	0	12	24	35	94	177	163	70	16	4	3	0	0	1	0	0	0	0	0	0	0	0	0	0	0	0
2200	497	0	0	1	9	12	39	66	128	146	63	25	6	2	0	0	0	0	0	0	0	0	0	0	0	0	0	0	0
2300	277	0	0	1	4	10	5	15	62	80	68	23	7	1	1	0	0	0	0	0	0	0	0	0	0	0	0	0	0
07-19	11658	5	49	190	501	738	1195	2496	3189	2257	790	174	56	12	5	1	0	0	0	0	0	0	0	0	0	0	0	0	0
06-22	14502	5	52	197	576	880	1369	3025	4060	2877	1082	261	85	22	7	2	2	0	0	0	0	0	0	0	0	0	0	0	0
06-00	15276	5	52	199	589	902	1413	3106	4250	3103	1213	309	98	25	8	2	2	0	0	0	0	0	0	0	0	0	0	0	0
00-00	15707	5	52	203	596	907	1422	3117	4288	3191	1345	388	123	50	13	3	4	0	0	0	0	0	0	0	0	0	0	0	0

Site E
Location R802, north of Dermot Ohurley Avenue
Direction Northbound/Southbound

7352 / Ringsend
April 2017
Automatic Traffic Count

Friday, 07 April 2017

Time	Total	Classification												>PSL	>PSL%	>SL1	>SL1%	>SL2	>SL2%	Mean	Vpp
		1	2	3	4	5	6	7	8	9	10	11	12	50	50	55	55	60	60		85
		MCL	SV	SVT	TB2	TB3	T4	ART3	ART4	ART5	ART6	BD	DRT			+5kph	+5kph	+10kph	+10kph		
0000	182	7	169	0	4	1	1	0	0	0	0	0	0	30	16.5	16	8.8	5	2.7	42.9	51.5
0100	113	5	106	0	1	0	1	0	0	0	0	0	0	29	25.7	10	8.8	4	3.5	45	52.2
0200	50	2	47	0	1	0	0	0	0	0	0	0	0	15	30	5	10	2	4	44.9	52.9
0300	42	0	39	0	3	0	0	0	0	0	0	0	0	20	47.6	10	23.8	2	4.8	48.9	56.5
0400	69	0	56	0	11	1	0	0	1	0	0	0	0	25	36.2	9	13	3	4.3	46.9	53.3
0500	117	7	98	0	5	1	0	0	1	1	4	0	0	39	33.3	18	15.4	11	9.4	46.4	54.4
0600	514	27	450	1	29	1	3	0	0	2	1	0	0	70	13.6	25	4.9	7	1.4	42.5	49.3
0700	1069	68	892	8	78	3	14	0	3	0	3	0	0	41	3.8	4	0.4	1	0.1	38.5	45.4
0800	1078	97	899	6	53	1	14	1	4	0	2	1	0	8	0.7	2	0.2	0	0	30.8	41
0900	941	64	786	5	63	4	18	1	0	0	0	0	0	17	1.8	4	0.4	1	0.1	33.5	42.5
1000	835	25	702	0	89	3	12	0	1	1	2	0	0	19	2.3	3	0.4	0	0	36.4	42.5
1100	864	18	757	0	69	2	17	0	1	0	0	0	0	23	2.7	3	0.3	0	0	35.6	42.5
1200	988	30	844	9	85	5	12	0	1	0	1	0	1	16	1.6	6	0.6	3	0.3	36.1	42.5
1300	1030	46	889	6	66	7	16	0	0	0	0	0	0	25	2.4	6	0.6	1	0.1	35.6	42.8
1400	934	36	796	8	73	2	16	0	0	2	1	0	0	28	3	6	0.6	1	0.1	35.9	43.2
1500	1024	49	879	1	78	2	12	0	0	0	3	0	0	35	3.4	10	1	6	0.6	36.8	43.6
1600	1020	48	908	5	43	5	11	0	0	0	0	0	0	32	3.1	4	0.4	0	0	36.2	43.6
1700	1004	109	828	10	40	0	15	0	1	1	0	0	0	51	5.1	16	1.6	7	0.7	37.1	44.6
1800	884	69	773	3	33	0	5	0	0	1	0	0	0	43	4.9	8	0.9	1	0.1	37.4	45
1900	894	42	814	2	31	3	1	0	0	0	1	0	0	24	2.7	5	0.6	1	0.1	36.9	43.2
2000	725	34	663	4	18	3	1	0	0	1	0	0	1	39	5.4	8	1.1	4	0.6	38.3	45
2100	536	21	488	3	20	4	0	0	0	0	0	0	0	34	6.3	14	2.6	4	0.7	38.8	45.4
2200	454	11	422	1	17	3	0	0	0	0	0	0	0	48	10.6	11	2.4	4	0.9	40.6	47.9
2300	334	7	314	0	12	1	0	0	0	0	0	0	0	42	12.6	12	3.6	3	0.9	42.6	48.6
07-19	11671	659	9953	61	770	34	162	2	11	5	12	1	1	338	2.9	72	0.6	21	0.2	35.8	43.6
06-22	14340	783	12368	71	868	45	167	2	11	8	14	1	2	505	3.5	124	0.9	37	0.3	36.3	43.9
06-00	15128	801	13104	72	897	49	167	2	11	8	14	1	2	595	3.9	147	1	44	0.3	36.6	44.3
00-00	15701	822	13619	72	922	52	169	2	13	9	18	1	2	753	4.8	215	1.4	71	0.5	36.9	44.6

Site E
Location R802, north of Dermot Ohurley Avenue
Direction Northbound/Southbound

7352 / Ringsend
April 2017
Automatic Traffic Count

Friday, 07 April 2017

Time	Total	Speed Bins (km/h)																											
		0 - 5	5 - 10	10 - 15	15 - 20	20 - 25	25 - 30	30 - 35	35 - 40	40 - 45	45 - 50	50 - 55	55 - 60	60 - 65	65 - 70	70 - 75	75 - 80	80 - 85	85 - 90	90 - 95	95 - 100	100 - 105	105 - 110	110 - 115	115 - 120	120 - 125	125 - 130	130 - 135	135 - 140
0000	182	0	0	1	3	3	6	13	33	50	43	14	11	5	0	0	0	0	0	0	0	0	0	0	0	0	0	0	0
0100	113	0	0	1	2	2	2	4	18	23	32	19	6	1	3	0	0	0	0	0	0	0	0	0	0	0	0	0	0
0200	50	0	0	0	0	2	1	3	6	14	9	10	3	0	1	1	0	0	0	0	0	0	0	0	0	0	0	0	0
0300	42	0	0	0	0	0	0	3	4	5	10	10	8	1	0	1	0	0	0	0	0	0	0	0	0	0	0	0	0
0400	69	0	0	0	1	0	0	4	7	15	17	16	6	2	1	0	0	0	0	0	0	0	0	0	0	0	0	0	0
0500	117	0	0	1	1	2	3	8	12	21	30	21	7	5	1	4	1	0	0	0	0	0	0	0	0	0	0	0	0
0600	514	0	0	0	9	16	12	29	94	163	121	45	18	6	0	0	1	0	0	0	0	0	0	0	0	0	0	0	0
0700	1069	0	0	2	24	49	54	151	291	318	139	37	3	1	0	0	0	0	0	0	0	0	0	0	0	0	0	0	0
0800	1078	7	12	90	89	99	149	202	219	147	56	6	2	0	0	0	0	0	0	0	0	0	0	0	0	0	0	0	0
0900	941	1	7	43	43	57	131	213	224	137	68	13	3	1	0	0	0	0	0	0	0	0	0	0	0	0	0	0	0
1000	835	0	0	2	19	36	74	178	279	190	38	16	3	0	0	0	0	0	0	0	0	0	0	0	0	0	0	0	0
1100	864	0	0	5	22	40	101	218	250	145	60	20	3	0	0	0	0	0	0	0	0	0	0	0	0	0	0	0	0
1200	988	0	0	1	19	41	123	223	305	193	67	10	3	0	0	0	0	0	0	3	0	0	0	0	0	0	0	0	0
1300	1030	0	2	7	38	65	90	246	287	208	62	19	5	1	0	0	0	0	0	0	0	0	0	0	0	0	0	0	0
1400	934	0	0	5	42	48	89	203	262	197	60	22	5	0	1	0	0	0	0	0	0	0	0	0	0	0	0	0	0
1500	1024	0	0	6	23	48	90	211	309	226	76	25	4	6	0	0	0	0	0	0	0	0	0	0	0	0	0	0	0
1600	1020	0	0	6	29	50	105	238	267	217	76	28	4	0	0	0	0	0	0	0	0	0	0	0	0	0	0	0	0
1700	1004	1	0	4	27	66	84	169	306	205	91	35	9	3	0	0	0	0	4	0	0	0	0	0	0	0	0	0	0
1800	884	0	1	6	20	51	70	150	253	198	92	35	7	0	1	0	0	0	0	0	0	0	0	0	0	0	0	0	0
1900	894	0	0	5	17	39	69	183	280	219	58	19	4	1	0	0	0	0	0	0	0	0	0	0	0	0	0	0	0
2000	725	0	0	2	9	23	40	147	203	185	77	31	4	1	3	0	0	0	0	0	0	0	0	0	0	0	0	0	0
2100	536	0	0	1	10	20	31	66	172	146	56	20	10	3	1	0	0	0	0	0	0	0	0	0	0	0	0	0	0
2200	454	0	0	4	4	11	18	48	118	134	69	37	7	4	0	0	0	0	0	0	0	0	0	0	0	0	0	0	0
2300	334	0	0	0	4	5	8	17	69	115	74	30	9	3	0	0	0	0	0	0	0	0	0	0	0	0	0	0	0
07-19	11671	9	22	177	395	650	1160	2402	3252	2381	885	266	51	12	2	0	0	0	4	3	0	0	0	0	0	0	0	0	0
06-22	14340	9	22	185	440	748	1312	2827	4001	3094	1197	381	87	23	6	0	1	0	4	3	0	0	0	0	0	0	0	0	0
06-00	15128	9	22	189	448	764	1338	2892	4188	3343	1340	448	103	30	6	0	1	0	4	3	0	0	0	0	0	0	0	0	0
00-00	15701	9	22	192	455	773	1350	2927	4268	3471	1481	538	144	44	12	6	2	0	4	3	0	0	0	0	0	0	0	0	0

Site E
Location R802, north of Dermot Ohurley Avenue
Direction Northbound/Southbound

7352 / Ringsend
April 2017
Automatic Traffic Count

Virtual Day (7)

Time	Total	Classification												>PSL	>PSL%	>SL1	>SL1%	>SL2	>SL2%	Mean	Vpp
		1	2	3	4	5	6	7	8	9	10	11	12	50	50	55	55	60	60		85
		MCL	SV	SVT	TB2	TB3	T4	ART3	ART4	ART5	ART6	BD	DRT			+5kph	+5kph	+10kph	+10kph		
0000	154	5	141	0	6	1	0	0	0	0	0	0	0	30	19.3	11	7.1	3	2.2	43.5	51.5
0100	96	3	90	0	2	0	0	0	0	0	0	0	0	22	22.4	7	7.3	2	1.9	43.9	51.5
0200	68	1	63	0	3	0	0	0	0	0	0	0	0	20	29.5	8	11.2	2	3.6	44.8	53.3
0300	48	1	44	0	4	0	0	0	0	0	0	0	0	20	40.5	8	16.9	3	6.5	47	55.4
0400	63	0	53	0	9	0	0	0	0	0	0	0	0	26	40.9	12	18.6	5	8.6	48.2	56.5
0500	121	6	101	0	9	0	1	0	1	2	1	0	0	37	30.7	18	14.9	8	6.4	46	54.7
0600	429	19	370	1	30	1	4	0	2	1	1	0	0	61	14.1	22	5.1	8	1.8	42.4	49.3
0700	860	58	721	6	60	3	10	0	2	0	1	0	0	50	5.8	13	1.5	4	0.5	39	46.1
0800	894	79	744	7	46	4	11	1	2	0	1	0	0	21	2.4	3	0.4	1	0.1	31.8	42.5
0900	827	52	698	4	56	4	11	0	1	0	1	0	0	30	3.6	8	0.9	2	0.2	34.6	43.9
1000	753	29	641	2	64	4	9	0	1	0	1	0	0	27	3.6	6	0.9	2	0.2	37.3	43.9
1100	833	27	726	3	62	3	10	0	0	0	1	0	0	20	2.3	4	0.5	1	0.1	36	43.2
1200	899	30	774	5	74	4	10	0	0	0	0	0	0	20	2.3	6	0.6	1	0.2	36.5	43.2
1300	946	35	833	5	56	4	12	0	1	0	0	0	0	20	2.1	5	0.5	1	0.1	35.7	42.5
1400	929	31	821	3	58	4	10	1	1	0	1	0	0	17	1.8	4	0.4	1	0.1	35.1	42.1
1500	915	32	808	3	56	3	10	0	1	0	1	0	0	23	2.5	5	0.5	1	0.2	36.6	43.2
1600	981	46	872	4	45	3	8	0	1	0	1	0	0	27	2.7	6	0.6	1	0.1	36.5	43.6
1700	1004	87	865	6	32	2	10	0	1	0	1	0	0	33	3.3	10	1	3	0.3	35.6	43.2
1800	945	75	826	6	27	3	7	0	1	0	0	0	0	30	3.2	6	0.7	2	0.2	36.2	43.6
1900	873	46	789	5	25	2	4	0	0	0	0	0	0	27	3.1	7	0.8	1	0.2	36.9	43.6
2000	707	36	642	3	21	1	3	0	0	0	0	0	0	26	3.6	7	0.9	2	0.3	36.8	43.9
2100	503	23	463	2	14	2	1	0	0	0	0	0	0	28	5.6	9	1.8	2	0.5	38.8	45.7
2200	390	16	359	0	12	1	0	0	0	0	0	0	0	30	7.8	9	2.4	2	0.5	39.7	46.8
2300	248	8	226	0	13	1	0	0	0	0	0	0	0	33	13.3	9	3.7	2	0.6	41.9	49.3
07-19	10787	582	9328	55	635	40	118	3	11	3	10	1	1	318	2.9	77	0.7	21	0.2	35.9	43.6
06-22	13298	705	11591	66	725	45	130	3	13	5	12	1	1	460	3.5	121	0.9	34	0.3	36.3	43.9
06-00	13936	729	12176	67	750	47	130	3	14	5	12	1	1	523	3.8	140	1	37	0.3	36.5	44.3
00-00	14486	747	12668	67	783	49	131	3	15	7	13	1	1	677	4.7	203	1.4	61	0.4	36.8	44.6

Site E
Location R802, north of Dermot Ohurley Avenue
Direction Northbound/Southbound

7352 / Ringsend
April 2017
Automatic Traffic Count

Virtual Day (7)

Time	Total	Speed Bins (km/h)																											
		0 - 5	5 - 10	10 - 15	15 - 20	20 - 25	25 - 30	30 - 35	35 - 40	40 - 45	45 - 50	50 - 55	55 - 60	60 - 65	65 - 70	70 - 75	75 - 80	80 - 85	85 - 90	90 - 95	95 - 100	100 - 105	105 - 110	110 - 115	115 - 120	120 - 125	125 - 130	130 - 135	135 - 140
0000	154	0	0	1	2	3	4	9	24	40	40	19	7	3	1	0	0	0	0	0	0	0	0	0	0	0	0	0	0
0100	96	0	0	1	1	3	2	6	12	22	27	15	5	1	0	0	0	0	0	0	0	0	0	0	0	0	0	0	0
0200	68	0	0	0	1	1	1	5	8	17	14	12	5	2	0	0	0	0	0	0	0	0	0	0	0	0	0	0	0
0300	48	0	0	0	0	1	1	2	5	9	11	11	5	2	1	0	0	0	0	0	0	0	0	0	0	0	0	0	0
0400	63	0	0	0	0	0	0	2	5	12	16	14	6	4	1	0	0	0	0	0	0	0	0	0	0	0	0	0	0
0500	121	0	0	1	2	2	2	3	11	30	32	19	10	4	2	1	0	0	0	0	0	0	0	0	0	0	0	0	0
0600	429	0	0	1	6	10	7	29	91	131	92	39	14	6	1	0	0	0	0	0	0	0	0	0	0	0	0	0	0
0700	860	0	0	2	15	38	46	115	229	238	126	36	9	3	1	0	0	0	0	0	0	0	0	0	0	0	0	0	0
0800	894	2	13	60	85	87	101	153	178	136	59	18	3	0	0	0	0	0	0	0	0	0	0	0	0	0	0	0	0
0900	827	1	6	31	52	60	79	139	202	155	73	22	6	1	0	0	0	0	0	0	0	0	0	0	0	0	0	0	0
1000	753	0	0	4	22	28	59	140	219	189	65	20	5	1	0	0	0	0	0	0	0	0	0	0	0	0	0	0	0
1100	833	0	0	10	25	39	79	186	246	164	65	15	3	0	0	0	0	0	0	0	0	0	0	0	0	0	0	0	0
1200	899	0	0	4	20	41	84	198	270	193	69	15	4	1	0	0	0	0	0	0	0	0	0	0	0	0	0	0	0
1300	946	0	1	8	28	47	95	222	279	188	58	15	4	1	0	0	0	0	0	0	0	0	0	0	0	0	0	0	0
1400	929	0	1	11	31	50	103	225	270	166	55	13	3	1	0	0	0	0	0	0	0	0	0	0	0	0	0	0	0
1500	915	0	0	4	21	39	79	201	280	200	67	18	3	1	0	0	0	0	0	0	0	0	0	0	0	0	0	0	0
1600	981	0	0	6	26	48	84	210	289	215	75	21	5	1	0	0	0	0	0	0	0	0	0	0	0	0	0	0	0
1700	1004	0	5	12	36	69	106	191	276	201	76	23	7	2	0	0	0	0	1	0	0	0	0	0	0	0	0	0	0
1800	945	0	2	12	25	50	93	189	273	198	74	24	4	1	1	0	0	0	0	0	0	0	0	0	0	0	0	0	0
1900	873	0	0	6	20	40	62	179	268	196	75	20	6	1	0	0	0	0	0	0	0	0	0	0	0	0	0	0	0
2000	707	0	0	3	18	34	60	145	209	150	62	19	5	1	1	0	0	0	0	0	0	0	0	0	0	0	0	0	0
2100	503	0	0	1	10	18	29	71	142	142	61	19	7	2	0	0	0	0	0	0	0	0	0	0	0	0	0	0	0
2200	390	0	0	2	7	11	18	48	109	108	57	21	7	2	0	0	0	0	0	0	0	0	0	0	0	0	0	0	0
2300	248	0	0	1	4	6	8	18	52	71	56	24	8	1	0	0	0	0	0	0	0	0	0	0	0	0	0	0	0
07-19	10787	4	30	163	385	595	1008	2169	3012	2241	863	241	56	13	4	1	0	0	1	1	0	0	0	0	0	0	0	0	0
06-22	13298	4	30	174	439	697	1166	2594	3723	2860	1153	339	87	23	6	1	0	0	1	1	0	0	0	0	0	0	0	0	0
06-00	13936	4	31	177	449	713	1192	2660	3883	3039	1266	383	102	26	7	2	0	0	1	1	0	0	0	0	0	0	0	0	0
00-00	14486	4	31	180	456	724	1203	2687	3949	3169	1408	474	142	43	12	3	1	0	1	1	0	0	0	0	0	0	0	0	0

Site E
Location R802, north of Dermot Ohurley Avenue
Direction Northbound/Southbound

7352 / Ringsend
April 2017
Automatic Traffic Count

Virtual Week (1)

Time	Total	Classification												>PSL	>PSL%	>SL1	>SL1%	>SL2	>SL2%	Mean	Vpp
		1	2	3	4	5	6	7	8	9	10	11	12	50	50	55	55	60	60		85
		MCL	SV	SVT	TB2	TB3	T4	ART3	ART4	ART5	ART6	BD	DRT			+5kph	+5kph	+10kph	+10kph		
Mon	14264	834	12281	55	845	71	123	2	24	12	16	1	0	657	4.6	176	1.2	49	0.3	37.1	44.6
Tue	15320	1007	13057	82	940	44	142	4	18	5	17	2	2	604	3.9	190	1.2	60	0.4	36.7	43.9
Wed	15372	917	13110	72	951	60	206	6	24	9	12	3	2	643	4.2	204	1.3	57	0.4	35.9	43.9
Thu	15707	916	13452	96	959	47	190	5	12	9	20	0	1	581	3.7	193	1.2	70	0.4	36.1	43.9
Fri	15701	822	13619	72	922	52	169	2	13	9	18	1	2	753	4.8	215	1.4	71	0.5	36.9	44.6
| Sat	14456	350	13363	56	558	45	62	2	11	1	8	0	0	693	4.8	215	1.5	63	0.4	36.8	44.6
| Sun	10584	381	9796	36	309	22	28	1	6	1	2	0	2	805	7.6	228	2.2	60	0.6	39.2	46.4
5 Day Ave.	15273	899	13104	75	923	55	166	4	18	9	17	1	1	648	4.2	196	1.3	61	0.4	36.5	44.2
7 Day Ave.	14486	747	12668	67	783	49	131	3	15	7	13	1	1	677	4.7	203	1.4	61	0.4	36.8	44.6
--	101404	5227	88678	469	5484	341	920	22	108	46	93	7	9	4736	4.7	1421	1.4	430	0.4	36.8	44.6

Summary Graphs

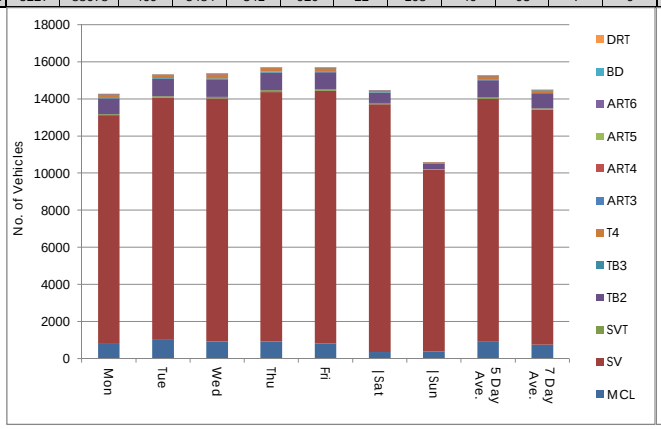

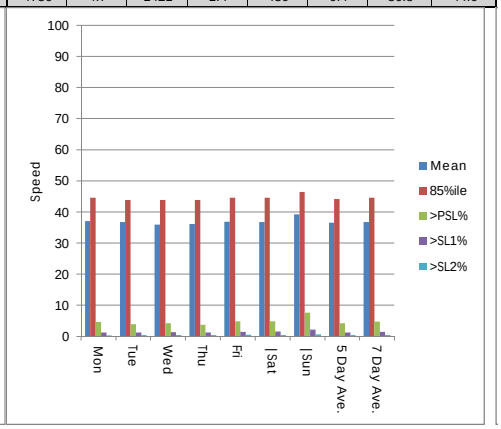

Site E
Location R802, north of Dermot Ohurley Avenue
Direction Northbound/Southbound

7352 / Ringsend
April 2017
Automatic Traffic Count

Virtual Week (1)

Time	Total	Speed Bins (km/h)																											
		0 - 5	5 - 10	10 - 15	15 - 20	20 - 25	25 - 30	30 - 35	35 - 40	40 - 45	45 - 50	50 - 55	55 - 60	60 - 65	65 - 70	70 - 75	75 - 80	80 - 85	85 - 90	90 - 95	95 - 100	100 - 105	105 - 110	110 - 115	115 - 120	120 - 125	125 - 130	130 - 135	135 - 140
Mon	14264	4	14	143	443	683	1192	2516	3894	3239	1479	481	127	36	8	1	0	2	1	0	0	0	0	0	1	0	0	0	0
Tue	15320	0	12	108	440	806	1390	2965	4344	3272	1379	414	130	46	11	2	0	0	0	1	0	0	0	0	0	0	0	0	0
Wed	15372	5	67	353	621	896	1367	2894	4078	3151	1297	439	147	32	18	5	1	0	0	0	0	0	0	1	0	0	0	0	0
Thu	15707	5	52	203	596	907	1422	3117	4288	3191	1345	388	123	50	13	3	4	0	0	0	0	0	0	0	0	0	0	0	0
Fri	15701	9	22	192	455	773	1350	2927	4268	3471	1481	538	144	44	12	6	2	0	4	3	0	0	0	0	0	0	0	0	0
| Sat	14456	4	46	213	410	657	1202	2883	3859	3041	1448	478	152	46	10	3	0	0	0	3	0	0	0	0	0	0	0	0	1
| Sun	10584	1	2	51	226	346	498	1504	2912	2815	1424	577	168	45	12	2	1	0	0	0	0	0	0	0	0	0	0	0	0
5 Day Ave.	15273	5	33	200	511	813	1344	2884	4174	3265	1396	452	134	42	12	3	1	0	1	1	0	0	0	0	0	0	0	0	0
7 Day Ave.	14486	4	31	180	456	724	1203	2687	3949	3169	1408	474	142	43	12	3	1	0	1	1	0	0	0	0	0	0	0	0	0
--	101404	28	215	1263	3191	5068	8421	18806	27643	22180	9853	3315	991	299	84	22	8	2	5	7	0	0	0	1	1	0	0	0	1

Summary Graphs

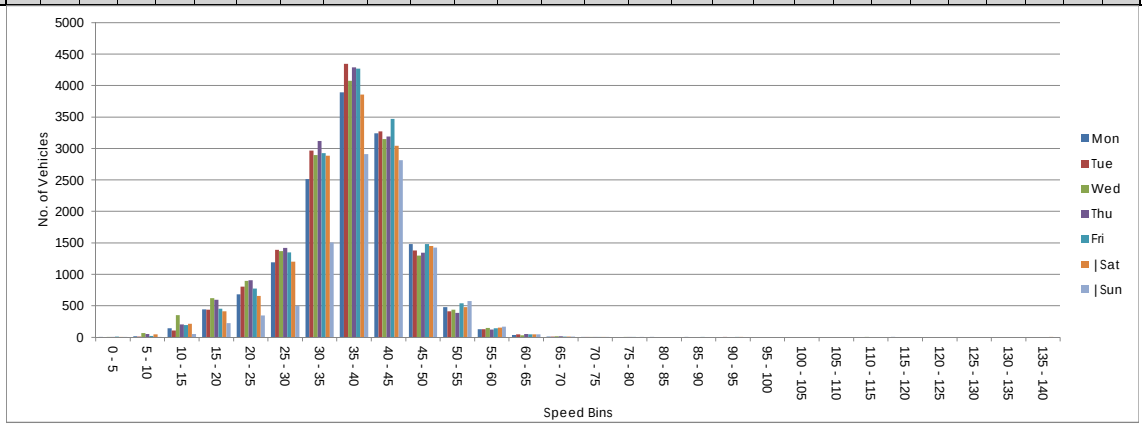

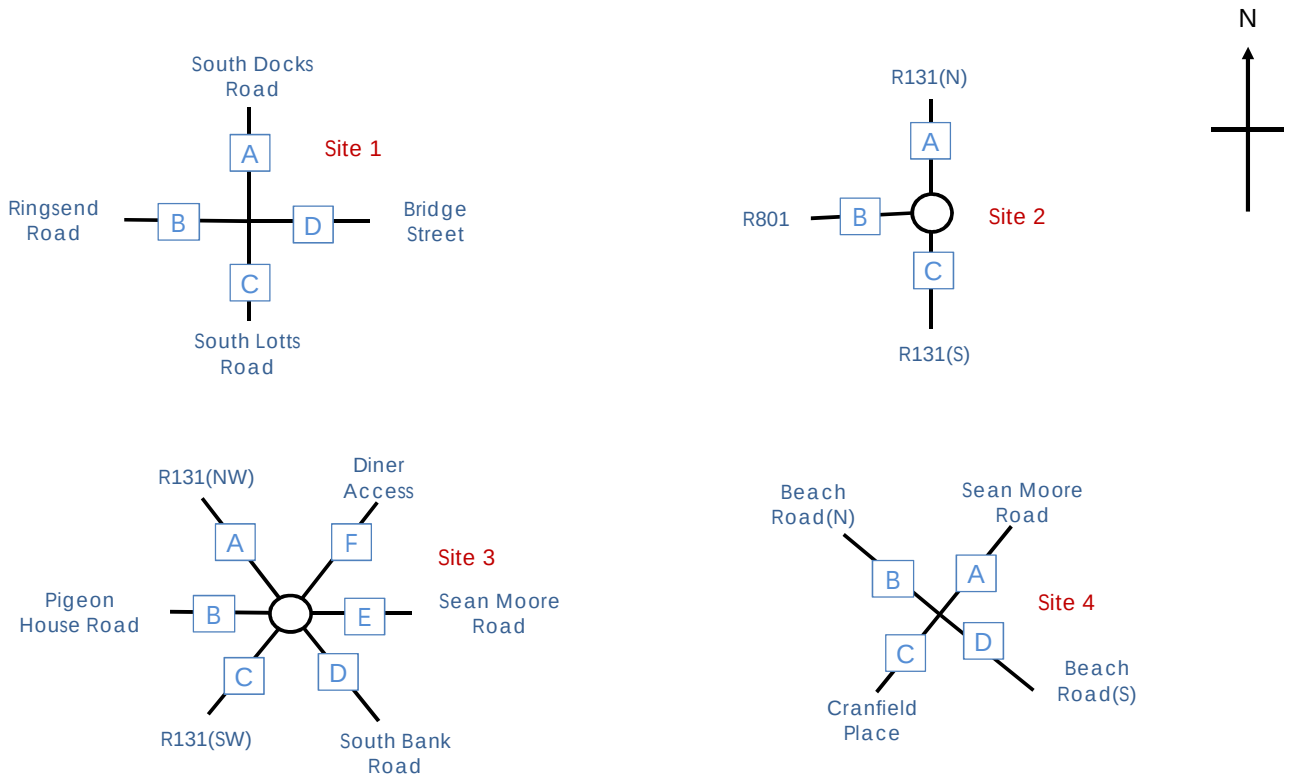

NDC NATIONWIDE DATA COLLECTION	Sites / Location:	1 to 4 / Ringsend	Project No:	7352	Drawing No:	7352-01	Drawn By:	AC
	Survey Date:	Tuesday 4th April 2017	Project Name:	RINGSEND				
	Survey Times:	00:00 to 00(24):00	Drawing Title:	Site Layout and Observed Movements				

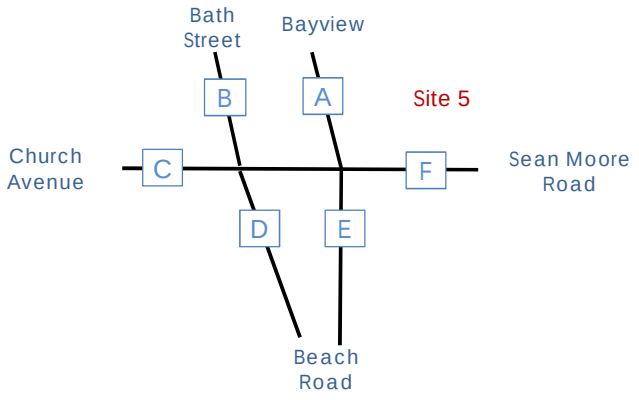

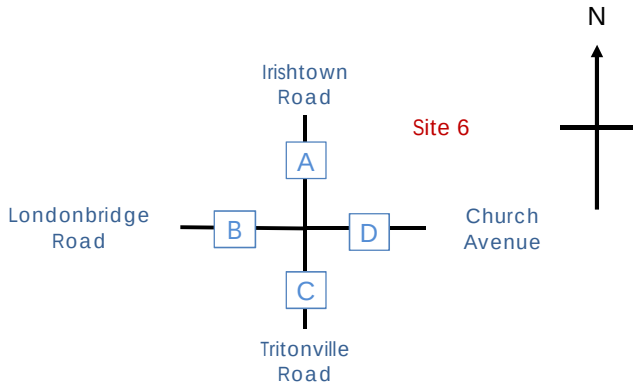

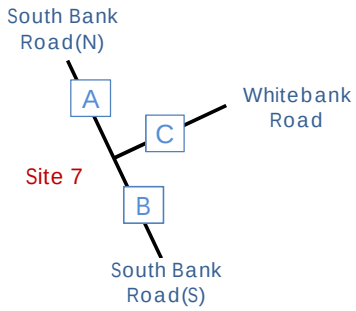

NDC NATIONWIDE DATA COLLECTION	Sites / Location:	5 to 7 / Ringsend	Project No:	7352	Drawing No:	7352-02	Drawn By:	AC
	Survey Date:	Tuesday 4th April 2017	Project Name:	RINGSEND				
	Survey Times:	00:00 to 00(24):00	Drawing Title:	Site Layout and Observed Movements				

Site No. 1
Location South Docks Road / Ringsend Road / South Lotts Road / Bridge Street
Date 04 April 2017

Time	A to D - South Docks Road to Bridge Street								Veh. Total	A to C - South Docks Road to South Lotts Road								Veh. Total
	CAR	TAXI	LGV	HGV	Dbus	Obus	M/C	P/C		CAR	TAXI	LGV	HGV	Dbus	Obus	M/C	P/C	
00:00	0	0	0	0	0	0	0	0	0	0	0	0	0	0	0	0	0	0
00:15	0	0	0	0	0	0	0	0	0	0	0	0	0	0	0	0	0	0
00:30	0	0	0	0	0	0	0	0	0	1	0	0	0	0	0	0	0	1
00:45	0	0	0	0	0	0	0	0	0	0	0	0	0	0	0	0	0	0
Hour	0	0	0	0	0	0	0	0	0	1	0	0	0	0	0	0	0	1
01:00	0	0	0	0	0	0	0	0	0	0	0	0	0	0	0	0	0	0
01:15	0	0	0	0	0	0	0	0	0	0	0	0	0	0	0	0	0	0
01:30	0	0	0	0	0	0	0	0	0	0	0	0	0	0	0	0	0	0
01:45	0	0	0	0	0	0	0	0	0	0	0	0	0	0	0	0	0	0
Hour	0	0	0	0	0	0	0	0	0	0	0	0	0	0	0	0	0	0
02:00	0	0	0	0	0	0	0	0	0	0	0	0	0	0	0	0	0	0
02:15	0	0	0	0	0	0	0	0	0	0	0	0	0	0	0	0	0	0
02:30	0	0	0	0	0	0	0	0	0	0	0	0	0	0	0	0	0	0
02:45	0	0	0	0	0	0	0	0	0	0	0	0	0	0	0	0	0	0
Hour	0	0	0	0	0	0	0	0	0	0	0	0	0	0	0	0	0	0
03:00	0	0	0	0	0	0	0	0	0	0	0	0	0	0	0	0	0	0
03:15	0	0	0	0	0	0	0	0	0	0	0	0	0	0	0	0	0	0
03:30	0	0	0	0	0	0	0	0	0	0	0	0	0	0	0	0	0	0
03:45	0	0	0	0	0	0	0	0	0	0	0	0	0	0	0	0	0	0
Hour	0	0	0	0	0	0	0	0	0	0	0	0	0	0	0	0	0	0
04:00	0	0	0	0	0	0	0	0	0	0	0	0	0	0	0	0	0	0
04:15	0	0	0	0	0	0	0	0	0	1	0	0	0	0	0	0	0	1
04:30	0	0	0	0	0	0	0	0	0	0	0	0	0	0	0	0	0	0
04:45	0	0	0	0	0	0	0	0	0	0	0	0	0	0	0	0	0	0
Hour	0	0	0	0	0	0	0	0	0	1	0	0	0	0	0	0	0	1
05:00	0	0	0	0	0	0	0	0	0	0	0	0	0	0	0	0	0	0
05:15	0	0	0	0	0	0	0	0	0	0	0	0	0	0	0	0	0	0
05:30	0	0	0	0	0	0	0	0	0	0	0	0	0	0	0	0	0	0
05:45	0	0	0	0	0	0	0	0	0	0	0	0	0	0	0	0	0	0
Hour	0	0	0	0	0	0	0	0	0	0	0	0	0	0	0	0	0	0
06:00	0	0	0	0	0	0	0	1	1	0	0	0	0	0	0	0	0	0
06:15	0	0	0	0	0	0	0	0	0	0	0	0	0	0	0	0	0	0
06:30	0	0	0	0	0	0	0	0	0	0	0	0	0	0	0	0	1	1
06:45	0	0	0	0	0	0	0	0	0	2	1	0	0	0	0	0	1	4
Hour	0	0	0	0	0	0	0	1	1	2	1	0	0	0	0	0	2	5
07:00	0	0	0	0	0	0	0	0	0	1	0	0	0	0	0	0	1	2
07:15	0	0	0	0	0	0	0	0	0	2	0	3	0	0	0	0	1	6
07:30	0	0	0	0	0	0	0	0	0	3	0	1	0	0	0	1	3	8
07:45	0	0	1	0	0	0	0	1	2	3	0	0	0	0	0	0	4	7
Hour	0	0	1	0	0	0	0	1	2	9	0	4	0	0	0	1	9	23
08:00	1	1	0	0	0	0	0	0	2	1	0	0	0	0	0	0	3	4
08:15	0	0	0	0	0	0	0	1	1	2	0	0	0	0	0	0	5	7
08:30	1	1	0	0	0	0	0	3	5	0	0	0	0	0	0	0	11	11
08:45	3	0	0	0	0	0	0	2	5	5	0	0	0	0	0	0	4	9
Hour	5	2	0	0	0	0	0	6	13	8	0	0	0	0	0	0	23	31
09:00	1	0	0	0	0	0	0	0	1	3	1	1	0	0	0	0	5	10
09:15	1	0	1	0	0	0	0	0	2	0	0	0	0	0	0	0	0	0
09:30	1	0	0	0	0	0	0	0	1	2	1	1	0	0	0	0	1	5
09:45	0	0	2	0	0	0	0	0	2	1	0	0	0	0	0	0	1	2
Hour	3	0	3	0	0	0	0	0	6	6	2	2	0	0	0	0	7	17
10:00	0	1	0	0	0	0	0	0	1	0	0	0	0	0	0	0	2	2
10:15	1	0	0	0	0	0	0	0	1	1	1	0	0	0	0	0	0	2
10:30	0	0	1	0	0	0	0	0	1	0	0	0	0	0	0	0	0	0
10:45	2	0	0	0	0	0	0	0	2	0	0	1	0	0	2	0	0	3
Hour	3	1	1	0	0	0	0	0	5	1	1	1	0	0	2	0	2	7
11:00	1	0	0	0	0	0	0	0	1	1	0	0	0	0	0	0	0	1
11:15	1	0	1	0	0	0	0	0	2	2	0	1	0	0	0	0	0	3
11:30	1	0	0	0	0	0	0	1	2	1	0	0	0	0	0	0	0	1
11:45	1	0	0	0	0	0	0	0	1	0	0	3	0	0	0	0	0	3
Hour	4	0	1	0	0	0	0	1	6	4	0	4	0	0	0	0	0	8
Total	15	3	6	0	0	0	0	9	33	32	4	11	0	0	2	1	43	93

Site No. 1
Location South Docks Road / Ringsend Road / South Lotts Road / Bridge Street
Date 04 April 2017

Time	A to B - South Docks Road to Ringsend Road								Veh. Total	B to A - Ringsend Road to South Docks Road								Veh. Total
	CAR	TAXI	LGV	HGV	Dbus	Obus	M/C	P/C		CAR	TAXI	LGV	HGV	Dbus	Obus	M/C	P/C	
00:00	0	0	0	0	0	0	0	1	1	0	0	0	0	0	0	0	0	0
00:15	0	1	0	0	0	0	0	0	1	0	0	0	0	0	0	0	0	0
00:30	0	1	0	0	0	0	0	0	1	2	0	0	0	0	0	0	0	2
00:45	0	1	0	0	0	0	0	0	1	0	1	0	0	0	0	0	0	1
Hour	0	3	0	0	0	0	0	1	4	2	1	0	0	0	0	0	0	3
01:00	0	0	0	0	0	0	0	0	0	0	0	0	0	0	0	0	1	1
01:15	0	0	0	0	0	0	0	0	0	0	0	0	0	0	0	0	0	0
01:30	1	0	0	0	0	0	0	0	1	1	0	0	0	0	0	0	0	1
01:45	0	0	0	0	0	0	0	0	0	0	0	0	0	0	0	0	0	0
Hour	1	0	0	0	0	0	0	0	1	1	0	0	0	0	0	0	1	2
02:00	0	0	0	0	0	0	0	0	0	0	0	0	0	0	0	0	0	0
02:15	0	0	0	0	0	0	0	0	0	0	0	0	0	0	0	0	0	0
02:30	0	0	0	0	0	0	0	0	0	0	0	0	0	0	0	0	1	1
02:45	0	0	0	0	0	0	0	0	0	0	0	0	0	0	0	0	0	0
Hour	0	0	0	0	0	0	0	0	0	0	0	0	0	0	0	0	1	1
03:00	0	0	0	0	0	0	0	0	0	0	0	0	0	0	0	0	0	0
03:15	0	0	0	0	0	0	0	0	0	0	0	0	0	0	0	0	0	0
03:30	0	0	0	0	0	0	0	0	0	0	0	0	0	0	0	0	0	0
03:45	0	0	0	0	0	0	0	0	0	0	0	0	0	0	0	0	0	0
Hour	0	0	0	0	0	0	0	0	0	0	0	0	0	0	0	0	0	0
04:00	0	0	0	0	0	0	0	0	0	0	0	0	0	0	0	0	0	0
04:15	0	0	0	0	0	0	0	0	0	0	0	0	0	0	0	0	0	0
04:30	0	0	0	0	0	0	0	0	0	0	0	0	0	0	0	0	0	0
04:45	0	0	0	0	0	0	0	0	0	0	1	0	0	0	0	0	0	1
Hour	0	0	0	0	0	0	0	0	0	0	1	0	0	0	0	0	0	1
05:00	0	1	0	0	0	0	0	0	1	0	0	0	0	0	0	0	0	0
05:15	0	0	0	0	0	0	0	0	0	0	0	0	0	0	0	0	0	0
05:30	0	0	0	0	0	0	0	0	0	0	0	1	0	0	0	0	0	1
05:45	0	0	1	0	0	0	0	0	1	0	0	0	0	0	0	0	1	1
Hour	0	1	1	0	0	0	0	0	2	0	0	1	0	0	0	0	1	2
06:00	0	0	0	0	0	0	0	0	0	0	0	0	1	0	0	0	3	4
06:15	0	0	1	0	0	0	0	1	2	1	0	1	0	0	0	0	0	2
06:30	0	1	0	1	0	0	0	1	3	2	0	0	0	0	0	1	0	3
06:45	0	1	0	0	0	0	0	1	2	3	2	0	0	0	0	1	2	8
Hour	0	2	1	1	0	0	0	3	7	6	2	1	1	0	0	2	5	17
07:00	3	0	0	0	0	0	0	5	8	1	0	1	0	0	0	0	1	3
07:15	3	0	0	0	0	0	0	2	5	0	0	0	0	0	0	0	3	3
07:30	3	0	0	0	0	0	0	5	8	0	0	0	0	0	0	0	4	4
07:45	2	1	0	0	0	0	0	5	8	4	0	0	0	0	0	0	5	9
Hour	11	1	0	0	0	0	0	17	29	5	0	1	0	0	0	0	13	19
08:00	1	2	1	0	0	0	0	3	7	1	1	1	0	0	0	0	3	6
08:15	2	0	0	0	0	0	0	5	7	1	0	0	0	0	0	0	7	8
08:30	1	0	0	0	0	0	0	10	11	0	1	0	0	0	0	0	14	15
08:45	4	0	0	0	0	0	0	11	15	4	1	1	0	0	0	1	0	7
Hour	8	2	1	0	0	0	0	29	40	6	3	2	0	0	0	1	24	36
09:00	0	0	0	0	0	0	0	5	5	0	0	0	0	0	0	0	6	6
09:15	1	0	0	0	0	0	0	1	2	1	0	0	0	0	0	0	4	5
09:30	1	2	0	0	0	0	0	3	6	0	2	2	0	0	0	0	2	6
09:45	2	2	0	0	0	0	0	0	4	0	0	0	0	0	0	0	4	4
Hour	4	4	0	0	0	0	0	9	17	1	2	2	0	0	0	0	16	21
10:00	0	2	0	0	0	0	0	0	2	0	4	0	0	0	0	0	3	7
10:15	2	2	0	0	0	0	0	1	5	2	2	0	0	0	0	0	0	4
10:30	0	3	0	0	0	0	0	2	5	1	1	0	0	0	1	0	1	4
10:45	0	1	1	0	0	0	0	1	3	2	1	1	0	0	1	0	0	5
Hour	2	8	1	0	0	0	0	4	15	5	8	1	0	0	2	0	4	20
11:00	2	0	0	0	0	0	0	1	3	1	0	1	0	0	0	0	1	3
11:15	3	1	0	0	0	2	0	0	6	1	1	0	0	0	0	0	0	2
11:30	1	0	0	0	0	1	0	1	3	1	0	1	0	0	0	0	0	2
11:45	0	0	1	0	0	0	0	2	3	0	0	1	0	0	0	0	0	1
Hour	6	1	1	0	0	3	0	4	15	3	1	3	0	0	0	0	1	8
Total	32	22	5	1	0	3	0	67	130	29	18	11	1	0	2	3	66	130

Site No. 1
Location South Docks Road / Ringsend Road / South Lotts Road / Bridge Street
Date 04 April 2017

Time	B to D - Ringsend Road to Bridge Street								Veh. Total	B to C - Ringsend Road to South Lotts Road								Veh. Total
	CAR	TAXI	LGV	HGV	Dbus	Obus	M/C	P/C		CAR	TAXI	LGV	HGV	Dbus	Obus	M/C	P/C	
00:00	6	8	2	0	0	0	0	1	17	6	4	0	0	0	0	0	0	10
00:15	14	6	1	0	0	0	0	0	21	9	0	0	0	0	0	0	0	9
00:30	5	5	0	0	0	0	0	1	11	4	1	0	0	0	0	0	0	5
00:45	4	8	1	0	0	0	0	0	13	1	2	1	0	0	0	0	0	4
Hour	29	27	4	0	0	0	0	2	62	20	7	1	0	0	0	0	0	28
01:00	3	6	0	0	0	0	0	0	9	1	0	0	0	0	0	0	0	1
01:15	8	3	0	0	1	0	0	1	13	0	0	1	0	0	0	0	0	1
01:30	1	5	0	0	0	0	0	0	6	1	0	1	0	0	0	0	0	2
01:45	3	3	0	0	0	0	0	0	6	1	2	0	0	0	0	0	0	3
Hour	15	17	0	0	1	0	0	1	34	3	2	2	0	0	0	0	0	7
02:00	4	3	0	0	0	0	0	0	7	0	0	1	0	0	0	0	0	1
02:15	1	0	0	0	0	0	0	1	2	0	0	0	0	0	0	0	0	0
02:30	3	3	0	0	0	0	0	0	6	1	0	0	0	0	0	0	0	1
02:45	3	2	0	0	0	0	0	0	5	1	0	0	1	0	0	0	0	2
Hour	11	8	0	0	0	0	0	1	20	2	0	1	1	0	0	0	0	4
03:00	0	1	0	1	1	0	0	0	3	0	0	0	0	0	0	0	0	0
03:15	3	0	0	0	0	0	0	0	3	0	0	0	1	0	0	0	0	1
03:30	1	0	2	0	0	0	0	0	3	0	0	0	0	0	1	0	0	1
03:45	1	2	0	0	0	0	0	0	3	0	0	1	0	0	0	0	0	1
Hour	5	3	2	1	1	0	0	0	12	0	0	1	1	0	1	0	0	3
04:00	0	1	2	0	0	0	0	0	3	0	2	1	0	0	0	0	0	3
04:15	2	4	2	0	0	0	0	0	8	1	1	0	0	0	0	0	0	2
04:30	3	2	3	0	0	0	0	0	8	0	2	0	0	0	0	0	0	2
04:45	4	5	1	0	0	0	0	0	10	0	1	1	0	0	0	0	0	2
Hour	9	12	8	0	0	0	0	0	29	1	6	2	0	0	0	0	0	9
05:00	4	1	1	1	0	0	0	0	7	0	2	0	0	0	0	0	0	2
05:15	7	1	1	0	0	0	0	2	11	3	2	0	0	0	0	0	0	5
05:30	20	7	3	1	0	0	0	0	31	1	1	1	0	0	0	0	0	3
05:45	20	3	1	2	0	0	0	0	26	2	0	2	0	0	0	0	0	4
Hour	51	12	6	4	0	0	0	2	75	6	5	3	0	0	0	0	0	14
06:00	25	7	4	4	0	0	0	2	42	6	0	0	0	0	0	0	0	6
06:15	66	10	11	1	0	0	0	2	90	5	0	1	0	0	0	0	0	6
06:30	79	4	11	4	3	0	1	4	106	12	1	1	0	0	0	0	1	15
06:45	98	6	18	0	1	1	0	3	127	21	0	1	0	0	0	0	2	24
Hour	268	27	44	9	4	1	1	11	365	44	1	3	0	0	0	0	3	51
07:00	94	9	16	2	2	1	1	2	127	15	0	2	1	0	1	0	1	20
07:15	82	10	17	3	0	1	1	2	116	23	0	2	0	0	0	0	3	28
07:30	81	7	12	7	2	0	1	9	119	8	0	7	3	0	0	0	0	18
07:45	80	5	14	2	2	0	1	8	112	12	2	7	1	0	1	0	2	25
Hour	337	31	59	14	6	2	4	21	474	58	2	18	5	0	2	0	6	91
08:00	70	11	9	2	1	0	0	2	95	11	2	5	0	0	0	0	2	20
08:15	68	3	13	2	2	1	1	10	100	17	1	4	0	0	0	1	5	28
08:30	57	11	15	1	2	1	1	13	101	10	2	2	0	0	0	0	4	18
08:45	66	10	10	5	1	3	1	6	102	18	2	2	1	0	0	0	2	25
Hour	261	35	47	10	6	5	3	31	398	56	7	13	1	0	0	1	13	91
09:00	47	7	14	4	1	1	2	5	81	7	1	3	1	0	0	0	0	12
09:15	49	22	7	1	2	0	1	3	85	14	5	6	2	0	0	0	1	28
09:30	36	9	9	4	0	0	2	8	68	15	3	7	0	0	0	1	0	26
09:45	41	10	13	4	2	0	1	3	74	14	4	3	0	0	0	1	0	22
Hour	173	48	43	13	5	1	6	19	308	50	13	19	3	0	0	2	1	88
10:00	43	12	13	1	1	1	3	5	79	15	3	11	1	0	0	0	0	30
10:15	40	11	12	3	1	1	0	3	71	6	0	4	0	0	0	0	1	11
10:30	32	10	14	5	2	0	1	1	65	8	3	4	1	0	0	0	1	17
10:45	49	10	14	3	1	0	1	2	80	16	3	6	0	0	0	0	0	25
Hour	164	43	53	12	5	2	5	11	295	45	9	25	2	0	0	0	2	83
11:00	34	7	9	3	0	0	1	1	55	14	1	6	2	0	1	0	1	25
11:15	62	9	11	0	1	0	0	3	86	16	2	1	1	0	0	1	0	21
11:30	57	11	14	4	2	0	1	6	95	15	2	9	1	0	0	1	0	28
11:45	31	12	13	4	0	0	2	9	71	17	1	5	0	0	0	0	1	24
Hour	184	39	47	11	3	0	4	19	307	62	6	21	4	0	1	2	2	98
Total	1507	302	313	74	31	11	23	118	2379	347	58	109	17	0	4	5	27	567

Site No. 1
Location South Docks Road / Ringsend Road / South Lotts Road / Bridge Street
Date 04 April 2017

Time	C to B - South Lotts Road to Ringsend Road								Veh. Total	C to A - South Lotts Road to South Docks Road								Veh. Total
	CAR	TAXI	LGV	HGV	Dbus	Obus	M/C	P/C		CAR	TAXI	LGV	HGV	Dbus	Obus	M/C	P/C	
00:00	2	0	0	0	0	0	0	0	2	0	0	0	0	0	0	0	0	0
00:15	0	1	0	0	0	0	0	0	1	0	1	0	0	0	0	0	0	1
00:30	1	1	0	0	0	0	0	0	2	0	0	0	0	0	0	0	0	0
00:45	1	0	0	0	0	0	0	0	1	1	1	0	0	0	0	0	0	2
Hour	4	2	0	0	0	0	0	0	6	1	2	0	0	0	0	0	0	3
01:00	1	0	0	0	0	0	0	1	2	0	0	0	0	0	0	0	0	0
01:15	0	0	0	0	0	0	0	0	0	0	0	0	0	0	0	0	0	0
01:30	0	0	0	0	0	0	0	0	0	0	0	0	0	0	0	0	0	0
01:45	0	0	0	0	0	0	0	0	0	0	0	0	0	0	0	0	0	0
Hour	1	0	0	0	0	0	0	1	2	0	0	0	0	0	0	0	0	0
02:00	0	1	0	1	0	0	0	0	2	0	0	0	0	0	0	0	0	0
02:15	0	1	0	0	0	0	0	0	1	0	0	0	0	0	0	0	0	0
02:30	0	0	0	0	0	0	0	0	0	0	0	0	0	0	0	0	0	0
02:45	0	1	0	1	0	0	0	0	2	0	0	0	0	0	0	0	0	0
Hour	0	3	0	2	0	0	0	0	5	0	0	0	0	0	0	0	0	0
03:00	0	1	1	0	0	0	0	0	2	0	0	0	0	0	0	0	0	0
03:15	1	0	0	0	0	0	0	0	1	0	0	0	0	0	0	0	0	0
03:30	0	0	0	0	0	0	0	0	0	0	0	0	0	0	0	0	0	0
03:45	1	0	0	0	0	0	0	0	1	0	0	0	0	0	0	0	0	0
Hour	2	1	1	0	0	0	0	0	4	0	0	0	0	0	0	0	0	0
04:00	1	0	1	0	0	0	0	0	2	0	0	0	0	0	0	0	0	0
04:15	1	0	1	0	0	0	0	0	2	0	0	0	0	0	0	0	0	0
04:30	2	2	1	0	0	0	0	1	6	0	0	0	0	0	0	0	0	0
04:45	2	0	0	0	0	0	0	0	2	0	0	0	0	0	0	0	0	0
Hour	6	2	3	0	0	0	0	1	12	0	0	0	0	0	0	0	0	0
05:00	4	0	0	0	0	0	0	0	4	0	0	0	0	0	0	0	0	0
05:15	4	1	0	0	0	0	0	0	5	0	0	0	0	0	0	0	0	0
05:30	3	0	2	0	0	0	0	0	5	0	0	0	0	0	0	0	0	0
05:45	9	1	0	0	0	0	1	1	12	0	0	0	0	0	0	0	0	0
Hour	20	2	2	0	0	0	1	1	26	0	0	0	0	0	0	0	0	0
06:00	6	2	1	0	0	0	2	2	13	0	0	0	0	0	0	0	0	0
06:15	10	0	0	0	0	0	0	1	11	0	0	0	0	0	0	0	0	0
06:30	6	0	1	0	0	0	0	2	9	0	0	1	0	0	0	0	0	1
06:45	9	2	0	0	0	0	1	1	13	0	0	0	0	0	0	0	0	0
Hour	31	4	2	0	0	0	3	6	46	0	0	1	0	0	0	0	0	1
07:00	12	1	3	0	0	0	0	4	20	1	0	0	0	0	0	0	0	1
07:15	7	1	2	1	0	0	0	0	11	1	0	0	0	0	0	1	3	5
07:30	17	3	2	0	0	0	0	1	23	2	1	1	0	0	0	0	2	6
07:45	15	1	5	0	0	0	0	1	22	1	0	0	0	0	0	0	6	7
Hour	51	6	12	1	0	0	0	6	76	5	1	1	0	0	0	1	11	19
08:00	20	5	1	0	0	0	0	2	28	6	0	0	0	0	0	1	3	10
08:15	10	1	1	0	0	0	0	1	13	1	0	0	0	0	0	0	9	10
08:30	9	4	8	0	0	0	2	0	23	1	0	0	0	0	0	0	10	11
08:45	10	4	2	0	0	0	0	3	19	1	0	0	0	0	0	0	12	13
Hour	49	14	12	0	0	0	2	6	83	9	0	0	0	0	0	1	34	44
09:00	8	5	2	0	0	0	0	3	18	4	0	1	0	0	0	0	6	11
09:15	10	2	3	0	0	0	0	4	19	0	0	1	0	0	0	0	5	6
09:30	6	6	4	0	0	0	2	1	19	0	0	1	0	0	0	0	3	4
09:45	7	4	5	0	0	0	0	1	17	1	1	0	0	0	0	0	2	4
Hour	31	17	14	0	0	0	2	9	73	5	1	3	0	0	0	0	16	25
10:00	10	8	2	0	0	0	0	0	20	3	0	0	0	0	0	0	2	5
10:15	7	3	3	0	0	0	0	0	13	2	0	0	0	0	1	0	0	3
10:30	4	1	3	1	0	0	0	0	9	2	0	1	0	0	0	0	0	3
10:45	9	0	6	1	0	0	0	0	16	0	0	0	0	0	1	0	0	1
Hour	30	12	14	2	0	0	0	0	58	7	0	1	0	0	2	0	2	12
11:00	7	2	2	0	0	0	0	1	12	1	0	2	0	0	2	0	2	7
11:15	2	6	4	1	0	0	0	0	13	0	0	0	0	0	0	0	0	0
11:30	7	3	7	0	0	0	1	1	19	0	0	1	0	0	0	0	0	1
11:45	14	4	6	2	0	1	2	0	29	1	0	1	0	0	0	0	2	4
Hour	30	15	19	3	0	1	3	2	73	2	0	4	0	0	2	0	4	12
Total	255	78	79	8	0	1	11	32	464	29	4	10	0	0	4	2	67	116

Site No. 1
Location South Docks Road / Ringsend Road / South Lotts Road / Bridge Street
Date 04 April 2017

Time	C to D - South Lotts Road to Bridge Street								Veh. Total	D to C - Bridge Street to South Lotts Road								Veh. Total
	CAR	TAXI	LGV	HGV	Dbus	Obus	M/C	P/C		CAR	TAXI	LGV	HGV	Dbus	Obus	M/C	P/C	
00:00	1	2	0	0	0	0	0	0	3	3	2	0	0	0	0	0	0	5
00:15	1	1	0	0	0	0	0	0	2	2	1	0	0	0	0	0	0	3
00:30	1	3	0	0	0	0	0	0	4	2	0	0	0	0	0	0	0	2
00:45	1	2	0	0	0	0	0	0	3	1	1	0	0	0	0	0	0	2
Hour	4	8	0	0	0	0	0	0	12	8	4	0	0	0	0	0	0	12
01:00	4	1	0	0	0	0	0	0	5	1	1	0	0	0	0	0	0	2
01:15	2	1	0	0	0	0	0	0	3	2	0	0	0	0	0	0	0	2
01:30	1	0	0	0	0	0	0	0	1	1	1	0	0	0	0	0	0	2
01:45	1	0	0	0	0	0	0	0	1	0	0	0	0	0	0	0	0	0
Hour	8	2	0	0	0	0	0	0	10	4	2	0	0	0	0	0	0	6
02:00	0	0	0	0	0	0	0	0	0	0	1	0	0	0	0	0	1	2
02:15	0	0	0	0	0	0	0	0	0	0	0	0	0	0	0	0	0	0
02:30	0	0	0	0	0	0	0	0	0	0	0	0	0	0	0	0	0	0
02:45	0	0	0	0	0	0	0	0	0	0	0	0	0	0	0	0	0	0
Hour	0	0	0	0	0	0	0	0	0	0	1	0	0	0	0	0	1	2
03:00	1	0	0	0	0	0	0	0	1	0	0	0	0	0	0	0	0	0
03:15	0	0	0	0	0	0	0	0	0	0	0	0	0	0	0	0	0	0
03:30	0	0	1	0	0	0	0	1	2	0	0	0	0	0	0	0	0	0
03:45	0	0	0	0	0	0	0	0	0	0	1	0	0	0	0	0	0	1
Hour	1	0	1	0	0	0	0	1	3	0	1	0	0	0	0	0	0	1
04:00	0	1	1	0	0	0	0	0	2	1	0	1	0	0	0	0	0	2
04:15	0	0	0	0	0	0	0	0	0	1	0	1	0	0	0	0	0	2
04:30	0	1	0	0	0	0	0	0	1	0	0	0	0	0	0	0	0	0
04:45	0	0	0	0	0	0	0	0	0	0	1	0	0	0	0	0	0	1
Hour	0	2	1	0	0	0	0	0	3	2	1	2	0	0	0	0	0	5
05:00	0	0	1	0	0	0	0	0	1	0	1	2	0	0	0	0	0	3
05:15	1	0	0	0	0	0	0	0	1	0	0	1	0	0	0	0	0	1
05:30	0	0	0	0	0	0	0	0	0	1	0	0	0	0	0	0	0	1
05:45	1	0	0	0	0	0	2	0	3	2	0	0	0	0	0	0	0	2
Hour	2	0	1	0	0	0	2	0	5	3	1	3	0	0	0	0	0	7
06:00	2	0	0	0	0	0	1	2	5	1	0	0	1	0	0	0	1	3
06:15	5	2	0	0	0	0	0	1	8	5	0	0	0	0	0	0	2	7
06:30	9	0	1	0	0	0	0	1	11	8	0	0	0	0	0	0	5	13
06:45	13	2	3	0	0	0	0	2	20	8	1	1	0	0	0	0	1	11
Hour	29	4	4	0	0	0	1	6	44	22	1	1	1	0	0	0	9	34
07:00	8	1	1	0	0	0	0	4	14	19	2	4	1	0	0	0	7	33
07:15	19	2	2	0	0	0	0	3	26	23	1	6	1	0	1	1	5	38
07:30	30	0	3	1	0	0	1	9	44	34	0	2	1	0	1	2	7	47
07:45	26	1	1	0	0	0	1	8	37	23	2	7	1	0	0	3	4	40
Hour	83	4	7	1	0	0	2	24	121	99	5	19	4	0	2	6	23	158
08:00	26	0	4	0	0	0	0	8	38	31	1	8	0	0	0	2	9	51
08:15	24	1	0	0	0	0	1	17	43	43	3	4	0	0	0	0	13	63
08:30	24	0	3	0	0	0	2	8	37	37	1	1	3	0	0	5	11	58
08:45	23	1	5	0	0	0	0	15	44	36	1	4	1	0	0	1	10	53
Hour	97	2	12	0	0	0	3	48	162	147	6	17	4	0	0	8	43	225
09:00	14	6	4	2	0	0	2	12	40	32	1	5	1	0	0	1	6	46
09:15	16	2	2	0	0	0	0	5	25	31	3	3	1	0	0	0	1	39
09:30	16	1	4	1	0	0	1	4	27	24	4	3	0	0	0	1	3	35
09:45	17	2	4	1	0	0	1	4	29	27	0	4	0	0	1	0	1	33
Hour	63	11	14	4	0	0	4	25	121	114	8	15	2	0	1	2	11	153
10:00	15	4	9	0	0	0	0	2	30	15	3	5	0	0	0	1	2	26
10:15	8	1	4	3	0	0	0	2	18	8	1	7	2	0	0	0	1	19
10:30	15	1	4	0	0	0	0	1	21	16	3	2	0	0	0	0	2	23
10:45	10	3	8	2	0	0	1	1	25	14	2	6	1	0	0	0	1	24
Hour	48	9	25	5	0	0	1	6	94	53	9	20	3	0	0	1	6	92
11:00	14	3	3	1	0	0	1	3	25	10	1	8	0	0	0	0	2	21
11:15	22	0	8	1	0	0	0	2	33	13	1	3	2	0	0	2	0	21
11:30	22	0	4	1	0	1	0	0	28	7	1	5	1	0	0	0	2	16
11:45	10	0	2	0	0	0	0	1	13	17	0	4	1	0	0	0	2	24
Hour	68	3	17	3	0	1	1	6	99	47	3	20	4	0	0	2	6	82
Total	403	45	82	13	0	1	14	116	674	499	42	97	18	0	3	19	99	777

Site No. 1
Location South Docks Road / Ringsend Road / South Lotts Road / Bridge Street
Date 04 April 2017

Time	D to B - Bridge Street to Ringsend Road								Veh. Total	D to A - Bridge Street to South Docks Road								Veh. Total
	CAR	TAXI	LGV	HGV	Dbus	Obus	M/C	P/C		CAR	TAXI	LGV	HGV	Dbus	Obus	M/C	P/C	
00:00	13	9	1	1	0	0	0	0	24	1	0	0	0	0	0	0	0	1
00:15	7	6	0	0	0	0	0	1	14	0	0	0	0	0	0	0	0	0
00:30	5	6	3	0	0	0	0	0	14	0	0	0	0	0	0	0	0	0
00:45	1	9	1	0	0	0	0	1	12	0	0	0	0	0	0	0	0	0
Hour	26	30	5	1	0	0	0	2	64	1	0	0	0	0	0	0	0	1
01:00	3	7	0	0	0	0	0	2	12	0	0	0	0	0	0	0	0	0
01:15	1	3	1	0	1	0	0	0	6	0	0	0	0	0	0	0	0	0
01:30	1	0	0	0	0	0	0	0	1	0	0	0	0	0	0	0	0	0
01:45	1	4	1	0	0	0	0	1	7	0	0	0	0	0	0	0	0	0
Hour	6	14	2	0	1	0	0	3	26	0	0	0	0	0	0	0	0	0
02:00	1	0	0	0	0	0	0	0	1	0	0	0	0	0	0	0	0	0
02:15	0	2	1	0	0	0	0	0	3	0	0	0	0	0	0	0	0	0
02:30	3	1	0	0	0	0	0	0	4	0	0	0	0	0	0	0	0	0
02:45	2	2	0	0	0	0	0	0	4	0	0	0	0	0	0	0	0	0
Hour	6	5	1	0	0	0	0	0	12	0	0	0	0	0	0	0	0	0
03:00	1	2	0	0	0	0	0	0	3	0	0	0	0	0	0	0	0	0
03:15	2	1	0	0	1	0	0	0	4	0	0	0	0	0	0	0	0	0
03:30	2	0	0	0	0	0	0	0	2	0	0	0	0	0	0	0	0	0
03:45	1	2	2	1	0	0	0	0	6	0	0	0	0	0	0	0	0	0
Hour	6	5	2	1	1	0	0	0	15	0	0	0	0	0	0	0	0	0
04:00	3	2	0	0	0	0	0	0	5	0	0	0	0	0	0	0	0	0
04:15	2	0	1	0	0	0	0	0	3	0	0	0	0	0	0	0	0	0
04:30	5	1	0	0	0	0	0	0	6	0	0	0	0	0	0	0	0	0
04:45	8	5	0	0	0	0	0	0	13	0	0	0	0	0	0	0	0	0
Hour	18	8	1	0	0	0	0	0	27	0	0	0	0	0	0	0	0	0
05:00	8	2	0	0	0	0	0	0	10	0	0	0	0	0	0	0	0	0
05:15	7	2	2	2	0	0	0	0	13	0	0	0	0	0	0	0	0	0
05:30	22	2	1	0	0	1	0	3	29	0	0	0	0	0	0	0	0	0
05:45	22	5	2	0	0	1	0	4	34	0	0	0	0	0	0	0	0	0
Hour	59	11	5	2	0	2	0	7	86	0	0	0	0	0	0	0	0	0
06:00	20	2	7	1	0	0	0	0	30	0	0	0	0	0	0	0	1	1
06:15	28	7	3	1	0	0	0	0	39	0	0	0	0	0	0	0	0	0
06:30	42	4	7	3	0	0	0	0	56	0	0	0	0	0	0	0	0	0
06:45	67	4	12	2	2	0	1	5	93	0	0	0	0	0	0	0	0	0
Hour	157	17	29	7	2	0	1	5	218	0	0	0	0	0	0	0	1	1
07:00	83	2	9	2	2	0	1	3	102	0	0	0	0	0	0	0	0	0
07:15	99	9	10	5	2	0	1	8	134	0	0	0	0	0	0	0	2	2
07:30	105	8	11	6	1	1	0	13	145	2	0	0	0	0	0	0	0	2
07:45	116	6	8	4	2	0	3	24	163	1	0	1	0	0	0	0	0	2
Hour	403	25	38	17	7	1	5	48	544	3	0	1	0	0	0	0	2	6
08:00	127	10	9	1	1	0	2	10	160	0	0	0	0	0	0	0	0	0
08:15	107	9	10	4	1	0	2	23	156	3	0	0	0	0	0	0	2	5
08:30	116	11	7	3	2	0	2	42	183	2	0	0	0	0	1	0	4	7
08:45	111	8	9	4	3	0	1	48	184	3	0	0	0	0	0	0	3	6
Hour	461	38	35	12	7	0	7	123	683	8	0	0	0	0	1	0	9	18
09:00	122	12	11	5	2	1	2	20	175	2	0	0	0	0	0	0	3	5
09:15	99	13	5	4	1	0	1	17	140	0	0	0	0	0	0	0	0	0
09:30	84	11	8	1	1	0	5	12	122	2	0	0	0	0	0	0	0	2
09:45	95	14	8	5	2	1	2	13	140	4	0	0	0	0	0	0	0	4
Hour	400	50	32	15	6	2	10	62	577	8	0	0	0	0	0	0	3	11
10:00	64	13	10	4	2	0	1	8	102	1	1	0	0	0	0	0	0	2
10:15	49	13	16	3	0	1	3	4	89	0	0	0	0	0	0	0	0	0
10:30	69	11	13	9	1	1	1	4	109	1	0	1	0	0	0	0	0	2
10:45	51	13	23	7	1	0	0	6	101	0	0	0	0	0	0	0	0	0
Hour	233	50	62	23	4	2	5	22	401	2	1	1	0	0	0	0	0	4
11:00	45	11	5	3	2	1	0	10	77	2	0	1	0	0	0	0	1	4
11:15	43	13	10	2	0	1	1	3	73	1	0	0	0	0	0	0	1	2
11:30	54	9	13	9	1	0	1	3	90	1	0	1	0	0	0	0	0	2
11:45	47	18	13	1	1	0	1	7	88	2	1	0	0	0	0	0	1	4
Hour	189	51	41	15	4	2	3	23	328	6	1	2	0	0	0	0	3	12
Total	1964	304	253	93	32	9	31	295	2981	28	2	4	0	0	1	0	18	53

Site No. 1
Location South Docks Road / Ringsend Road / South Lotts Road / Bridge Street
Date 04 April 2017

Time	To Arm A - South Docks Road								Veh. Total	From Arm A - South Docks Road								Veh. Total
	CAR	TAXI	LGV	HGV	Dbus	Obus	M/C	P/C		CAR	TAXI	LGV	HGV	Dbus	Obus	M/C	P/C	
00:00	1	0	0	0	0	0	0	0	1	0	0	0	0	0	0	0	1	1
00:15	0	1	0	0	0	0	0	0	1	0	1	0	0	0	0	0	0	1
00:30	2	0	0	0	0	0	0	0	2	1	1	0	0	0	0	0	0	2
00:45	1	2	0	0	0	0	0	0	3	0	1	0	0	0	0	0	0	1
Hour	4	3	0	0	0	0	0	0	7	1	3	0	0	0	0	0	1	5
01:00	0	0	0	0	0	0	0	1	1	0	0	0	0	0	0	0	0	0
01:15	0	0	0	0	0	0	0	0	0	0	0	0	0	0	0	0	0	0
01:30	1	0	0	0	0	0	0	0	1	1	0	0	0	0	0	0	0	1
01:45	0	0	0	0	0	0	0	0	0	0	0	0	0	0	0	0	0	0
Hour	1	0	0	0	0	0	0	1	2	1	0	0	0	0	0	0	0	1
02:00	0	0	0	0	0	0	0	0	0	0	0	0	0	0	0	0	0	0
02:15	0	0	0	0	0	0	0	0	0	0	0	0	0	0	0	0	0	0
02:30	0	0	0	0	0	0	0	1	1	0	0	0	0	0	0	0	0	0
02:45	0	0	0	0	0	0	0	0	0	0	0	0	0	0	0	0	0	0
Hour	0	0	0	0	0	0	0	1	1	0	0	0	0	0	0	0	0	0
03:00	0	0	0	0	0	0	0	0	0	0	0	0	0	0	0	0	0	0
03:15	0	0	0	0	0	0	0	0	0	0	0	0	0	0	0	0	0	0
03:30	0	0	0	0	0	0	0	0	0	0	0	0	0	0	0	0	0	0
03:45	0	0	0	0	0	0	0	0	0	0	0	0	0	0	0	0	0	0
Hour	0	0	0	0	0	0	0	0	0	0	0	0	0	0	0	0	0	0
04:00	0	0	0	0	0	0	0	0	0	0	0	0	0	0	0	0	0	0
04:15	0	0	0	0	0	0	0	0	0	1	0	0	0	0	0	0	0	1
04:30	0	0	0	0	0	0	0	0	0	0	0	0	0	0	0	0	0	0
04:45	0	1	0	0	0	0	0	0	1	0	0	0	0	0	0	0	0	0
Hour	0	1	0	0	0	0	0	0	1	1	0	0	0	0	0	0	0	1
05:00	0	0	0	0	0	0	0	0	0	0	1	0	0	0	0	0	0	1
05:15	0	0	0	0	0	0	0	0	0	0	0	0	0	0	0	0	0	0
05:30	0	0	1	0	0	0	0	0	1	0	0	0	0	0	0	0	0	0
05:45	0	0	0	0	0	0	0	1	1	0	0	1	0	0	0	0	0	1
Hour	0	0	1	0	0	0	0	1	2	0	1	1	0	0	0	0	0	2
06:00	0	0	0	1	0	0	0	4	5	0	0	0	0	0	0	0	1	1
06:15	1	0	1	0	0	0	0	0	2	0	0	1	0	0	0	0	1	2
06:30	2	0	1	0	0	0	1	0	4	0	1	0	1	0	0	0	2	4
06:45	3	2	0	0	0	0	1	2	8	2	2	0	0	0	0	0	2	6
Hour	6	2	2	1	0	0	2	6	19	2	3	1	1	0	0	0	6	13
07:00	2	0	1	0	0	0	0	1	4	4	0	0	0	0	0	0	6	10
07:15	1	0	0	0	0	0	1	8	10	5	0	3	0	0	0	0	3	11
07:30	4	1	1	0	0	0	0	6	12	6	0	1	0	0	0	1	8	16
07:45	6	0	1	0	0	0	0	11	18	5	1	1	0	0	0	0	10	17
Hour	13	1	3	0	0	0	1	26	44	20	1	5	0	0	0	1	27	54
08:00	7	1	1	0	0	0	1	6	16	3	3	1	0	0	0	0	6	13
08:15	5	0	0	0	0	0	0	18	23	4	0	0	0	0	0	0	11	15
08:30	3	1	0	0	0	1	0	28	33	2	1	0	0	0	0	0	24	27
08:45	8	1	1	0	0	0	1	15	26	12	0	0	0	0	0	0	17	29
Hour	23	3	2	0	0	1	2	67	98	21	4	1	0	0	0	0	58	84
09:00	6	0	1	0	0	0	0	15	22	4	1	1	0	0	0	0	10	16
09:15	1	0	1	0	0	0	0	9	11	2	0	1	0	0	0	0	1	4
09:30	2	2	3	0	0	0	0	5	12	4	3	1	0	0	0	0	4	12
09:45	5	1	0	0	0	0	0	6	12	3	2	2	0	0	0	0	1	8
Hour	14	3	5	0	0	0	0	35	57	13	6	5	0	0	0	0	16	40
10:00	4	5	0	0	0	0	0	5	14	0	3	0	0	0	0	0	2	5
10:15	4	2	0	0	0	1	0	0	7	4	3	0	0	0	0	0	1	8
10:30	4	1	2	0	0	1	0	1	9	0	3	1	0	0	0	0	2	6
10:45	2	1	1	0	0	2	0	0	6	2	1	2	0	0	2	0	1	8
Hour	14	9	3	0	0	4	0	6	36	6	10	3	0	0	2	0	6	27
11:00	4	0	4	0	0	2	0	4	14	4	0	0	0	0	0	0	1	5
11:15	2	1	0	0	0	0	0	1	4	6	1	2	0	0	2	0	0	11
11:30	2	0	3	0	0	0	0	0	5	3	0	0	0	0	1	0	2	6
11:45	3	1	2	0	0	0	0	3	9	1	0	4	0	0	0	0	2	7
Hour	11	2	9	0	0	2	0	8	32	14	1	6	0	0	3	0	5	29
Total	86	24	25	1	0	7	5	151	299	79	29	22	1	0	5	1	119	256

Site No. 1
Location South Docks Road / Ringsend Road / South Lotts Road / Bridge Street
Date 04 April 2017

Time	To Arm B - Ringsend Road								Veh. Total	From Arm B - Ringsend Road								Veh. Total
	CAR	TAXI	LGV	HGV	Dbus	Obus	M/C	P/C		CAR	TAXI	LGV	HGV	Dbus	Obus	M/C	P/C	
00:00	15	9	1	1	0	0	0	1	27	12	12	2	0	0	0	0	1	27
00:15	7	8	0	0	0	0	0	1	16	23	6	1	0	0	0	0	0	30
00:30	6	8	3	0	0	0	0	0	17	11	6	0	0	0	0	0	1	18
00:45	2	10	1	0	0	0	0	1	14	5	11	2	0	0	0	0	0	18
Hour	30	35	5	1	0	0	0	3	74	51	35	5	0	0	0	0	2	93
01:00	4	7	0	0	0	0	0	3	14	4	6	0	0	0	0	0	1	11
01:15	1	3	1	0	1	0	0	0	6	8	3	1	0	1	0	0	1	14
01:30	2	0	0	0	0	0	0	0	2	3	5	1	0	0	0	0	0	9
01:45	1	4	1	0	0	0	0	1	7	4	5	0	0	0	0	0	0	9
Hour	8	14	2	0	1	0	0	4	29	19	19	2	0	1	0	0	2	43
02:00	1	1	0	1	0	0	0	0	3	4	3	1	0	0	0	0	0	8
02:15	0	3	1	0	0	0	0	0	4	1	0	0	0	0	0	0	1	2
02:30	3	1	0	0	0	0	0	0	4	4	3	0	0	0	0	0	1	8
02:45	2	3	0	1	0	0	0	0	6	4	2	0	1	0	0	0	0	7
Hour	6	8	1	2	0	0	0	0	17	13	8	1	1	0	0	0	2	25
03:00	1	3	1	0	0	0	0	0	5	0	1	0	1	1	0	0	0	3
03:15	3	1	0	0	1	0	0	0	5	3	0	0	1	0	0	0	0	4
03:30	2	0	0	0	0	0	0	0	2	1	0	2	0	0	1	0	0	4
03:45	2	2	2	1	0	0	0	0	7	1	2	1	0	0	0	0	0	4
Hour	8	6	3	1	1	0	0	0	19	5	3	3	2	1	1	0	0	15
04:00	4	2	1	0	0	0	0	0	7	0	3	3	0	0	0	0	0	6
04:15	3	0	2	0	0	0	0	0	5	3	5	2	0	0	0	0	0	10
04:30	7	3	1	0	0	0	0	1	12	3	4	3	0	0	0	0	0	10
04:45	10	5	0	0	0	0	0	0	15	4	7	2	0	0	0	0	0	13
Hour	24	10	4	0	0	0	0	1	39	10	19	10	0	0	0	0	0	39
05:00	12	3	0	0	0	0	0	0	15	4	3	1	1	0	0	0	0	9
05:15	11	3	2	2	0	0	0	0	18	10	3	1	0	0	0	0	2	16
05:30	25	2	3	0	0	1	0	3	34	21	8	5	1	0	0	0	0	35
05:45	31	6	3	0	0	1	1	5	47	22	3	3	2	0	0	0	1	31
Hour	79	14	8	2	0	2	1	8	114	57	17	10	4	0	0	0	3	91
06:00	26	4	8	1	0	0	2	2	43	31	7	4	5	0	0	0	5	52
06:15	38	7	4	1	0	0	0	2	52	72	10	13	1	0	0	0	2	98
06:30	48	5	8	4	0	0	0	3	68	93	5	12	4	3	0	2	5	124
06:45	76	7	12	2	2	0	2	7	108	122	8	19	0	1	1	1	7	159
Hour	188	23	32	8	2	0	4	14	271	318	30	48	10	4	1	3	19	433
07:00	98	3	12	2	2	0	1	12	130	110	9	19	3	2	2	1	4	150
07:15	109	10	12	6	2	0	1	10	150	105	10	19	3	0	1	1	8	147
07:30	125	11	13	6	1	1	0	19	176	89	7	19	10	2	0	1	13	141
07:45	133	8	13	4	2	0	3	30	193	96	7	21	3	2	1	1	15	146
Hour	465	32	50	18	7	1	5	71	649	400	33	78	19	6	4	4	40	584
08:00	148	17	11	1	1	0	2	15	195	82	14	15	2	1	0	0	7	121
08:15	119	10	11	4	1	0	2	29	176	86	4	17	2	2	1	2	22	136
08:30	126	15	15	3	2	0	4	52	217	67	14	17	1	2	1	1	31	134
08:45	125	12	11	4	3	0	1	62	218	88	13	13	6	1	3	2	8	134
Hour	518	54	48	12	7	0	9	158	806	323	45	62	11	6	5	5	68	525
09:00	130	17	13	5	2	1	2	28	198	54	8	17	5	1	1	2	11	99
09:15	110	15	8	4	1	0	1	22	161	64	27	13	3	2	0	1	8	118
09:30	91	19	12	1	1	0	7	16	147	51	14	18	4	0	0	3	10	100
09:45	104	20	13	5	2	1	2	14	161	55	14	16	4	2	0	2	7	100
Hour	435	71	46	15	6	2	12	80	667	224	63	64	16	5	1	8	36	417
10:00	74	23	12	4	2	0	1	8	124	58	19	24	2	1	1	3	8	116
10:15	58	18	19	3	0	1	3	5	107	48	13	16	3	1	1	0	4	86
10:30	73	15	16	10	1	1	1	6	123	41	14	18	6	2	1	1	3	86
10:45	60	14	30	8	1	0	0	7	120	67	14	21	3	1	1	1	2	110
Hour	265	70	77	25	4	2	5	26	474	214	60	79	14	5	4	5	17	398
11:00	54	13	7	3	2	1	0	12	92	49	8	16	5	0	1	1	3	83
11:15	48	20	14	3	0	3	1	3	92	79	12	12	1	1	0	1	3	109
11:30	62	12	20	9	1	1	2	5	112	73	13	24	5	2	0	2	6	125
11:45	61	22	20	3	1	1	3	9	120	48	13	19	4	0	0	2	10	96
Hour	225	67	61	18	4	6	6	29	416	249	46	71	15	3	1	6	22	413
Total	2251	404	337	102	32	13	42	394	3575	1883	378	433	92	31	17	31	211	3076

Site No. 1
Location South Docks Road / Ringsend Road / South Lotts Road / Bridge Street
Date 04 April 2017

Time	To Arm C - South Lotts Road								Veh. Total	From Arm C - South Lotts Road								Veh. Total
	CAR	TAXI	LGV	HGV	Dbus	Obus	M/C	P/C		CAR	TAXI	LGV	HGV	Dbus	Obus	M/C	P/C	
00:00	9	6	0	0	0	0	0	0	15	3	2	0	0	0	0	0	0	5
00:15	11	1	0	0	0	0	0	0	12	1	3	0	0	0	0	0	0	4
00:30	7	1	0	0	0	0	0	0	8	2	4	0	0	0	0	0	0	6
00:45	2	3	1	0	0	0	0	0	6	3	3	0	0	0	0	0	0	6
Hour	29	11	1	0	0	0	0	0	41	9	12	0	0	0	0	0	0	21
01:00	2	1	0	0	0	0	0	0	3	5	1	0	0	0	0	0	1	7
01:15	2	0	1	0	0	0	0	0	3	2	1	0	0	0	0	0	0	3
01:30	2	1	1	0	0	0	0	0	4	1	0	0	0	0	0	0	0	1
01:45	1	2	0	0	0	0	0	0	3	1	0	0	0	0	0	0	0	1
Hour	7	4	2	0	0	0	0	0	13	9	2	0	0	0	0	0	1	12
02:00	0	1	1	0	0	0	0	1	3	0	1	0	1	0	0	0	0	2
02:15	0	0	0	0	0	0	0	0	0	0	1	0	0	0	0	0	0	1
02:30	1	0	0	0	0	0	0	0	1	0	0	0	0	0	0	0	0	0
02:45	1	0	0	1	0	0	0	0	2	0	1	0	1	0	0	0	0	2
Hour	2	1	1	1	0	0	0	1	6	0	3	0	2	0	0	0	0	5
03:00	0	0	0	0	0	0	0	0	0	1	1	1	0	0	0	0	0	3
03:15	0	0	0	1	0	0	0	0	1	1	0	0	0	0	0	0	0	1
03:30	0	0	0	0	0	1	0	0	1	0	0	1	0	0	0	0	1	2
03:45	0	1	1	0	0	0	0	0	2	1	0	0	0	0	0	0	0	1
Hour	0	1	1	1	0	1	0	0	4	3	1	2	0	0	0	0	1	7
04:00	1	2	2	0	0	0	0	0	5	1	1	2	0	0	0	0	0	4
04:15	3	1	1	0	0	0	0	0	5	1	0	1	0	0	0	0	0	2
04:30	0	2	0	0	0	0	0	0	2	2	3	1	0	0	0	0	1	7
04:45	0	2	1	0	0	0	0	0	3	2	0	0	0	0	0	0	0	2
Hour	4	7	4	0	0	0	0	0	15	6	4	4	0	0	0	0	1	15
05:00	0	3	2	0	0	0	0	0	5	4	0	1	0	0	0	0	0	5
05:15	3	2	1	0	0	0	0	0	6	5	1	0	0	0	0	0	0	6
05:30	2	1	1	0	0	0	0	0	4	3	0	2	0	0	0	0	0	5
05:45	4	0	2	0	0	0	0	0	6	10	1	0	0	0	0	3	1	15
Hour	9	6	6	0	0	0	0	0	21	22	2	3	0	0	0	3	1	31
06:00	7	0	0	1	0	0	0	1	9	8	2	1	0	0	0	3	4	18
06:15	10	0	1	0	0	0	0	2	13	15	2	0	0	0	0	0	2	19
06:30	20	1	1	0	0	0	0	7	29	15	0	3	0	0	0	0	3	21
06:45	31	2	2	0	0	0	0	4	39	22	4	3	0	0	0	1	3	33
Hour	68	3	4	1	0	0	0	14	90	60	8	7	0	0	0	4	12	91
07:00	35	2	6	2	0	1	0	9	55	21	2	4	0	0	0	0	8	35
07:15	48	1	11	1	0	1	1	9	72	27	3	4	1	0	0	1	6	42
07:30	45	0	10	4	0	1	3	10	73	49	4	6	1	0	0	1	12	73
07:45	38	4	14	2	0	1	3	10	72	42	2	6	0	0	0	1	15	66
Hour	166	7	41	9	0	4	7	38	272	139	11	20	2	0	0	3	41	216
08:00	43	3	13	0	0	0	2	14	75	52	5	5	0	0	0	1	13	76
08:15	62	4	8	0	0	0	1	23	98	35	2	1	0	0	0	1	27	66
08:30	47	3	3	3	0	0	5	26	87	34	4	11	0	0	0	4	18	71
08:45	59	3	6	2	0	0	1	16	87	34	5	7	0	0	0	0	30	76
Hour	211	13	30	5	0	0	9	79	347	155	16	24	0	0	0	6	88	289
09:00	42	3	9	2	0	0	1	11	68	26	11	7	2	0	0	2	21	69
09:15	45	8	9	3	0	0	0	2	67	26	4	6	0	0	0	0	14	50
09:30	41	8	11	0	0	0	2	4	66	22	7	9	1	0	0	3	8	50
09:45	42	4	7	0	0	1	1	2	57	25	7	9	1	0	0	1	7	50
Hour	170	23	36	5	0	1	4	19	258	99	29	31	4	0	0	6	50	219
10:00	30	6	16	1	0	0	1	4	58	28	12	11	0	0	0	0	4	55
10:15	15	2	11	2	0	0	0	2	32	17	4	7	3	0	1	0	2	34
10:30	24	6	6	1	0	0	0	3	40	21	2	8	1	0	0	0	1	33
10:45	30	5	13	1	0	2	0	1	52	19	3	14	3	0	1	1	1	42
Hour	99	19	46	5	0	2	1	10	182	85	21	40	7	0	2	1	8	164
11:00	25	2	14	2	0	1	0	3	47	22	5	7	1	0	2	1	6	44
11:15	31	3	5	3	0	0	3	0	45	24	6	12	2	0	0	0	2	46
11:30	23	3	14	2	0	0	1	2	45	29	3	12	1	0	1	1	1	48
11:45	34	1	12	1	0	0	0	3	51	25	4	9	2	0	1	2	3	46
Hour	113	9	45	8	0	1	4	8	188	100	18	40	6	0	4	4	12	184
Total	878	104	217	35	0	9	25	169	1437	687	127	171	21	0	6	27	215	1254

Site No. 1
Location South Docks Road / Ringsend Road / South Lotts Road / Bridge Street
Date 04 April 2017

Time	To Arm D - Bridge Street								Veh. Total	From Arm D - Bridge Street								Veh. Total
	CAR	TAXI	LGV	HGV	Dbus	Obus	M/C	P/C		CAR	TAXI	LGV	HGV	Dbus	Obus	M/C	P/C	
00:00	7	10	2	0	0	0	0	1	20	17	11	1	1	0	0	0	0	30
00:15	15	7	1	0	0	0	0	0	23	9	7	0	0	0	0	0	1	17
00:30	6	8	0	0	0	0	0	1	15	7	6	3	0	0	0	0	0	16
00:45	5	10	1	0	0	0	0	0	16	2	10	1	0	0	0	0	1	14
Hour	33	35	4	0	0	0	0	2	74	35	34	5	1	0	0	0	2	77
01:00	7	7	0	0	0	0	0	0	14	4	8	0	0	0	0	0	2	14
01:15	10	4	0	0	1	0	0	1	16	3	3	1	0	1	0	0	0	8
01:30	2	5	0	0	0	0	0	0	7	2	1	0	0	0	0	0	0	3
01:45	4	3	0	0	0	0	0	0	7	1	4	1	0	0	0	0	1	7
Hour	23	19	0	0	1	0	0	1	44	10	16	2	0	1	0	0	3	32
02:00	4	3	0	0	0	0	0	0	7	1	1	0	0	0	0	0	1	3
02:15	1	0	0	0	0	0	0	1	2	0	2	1	0	0	0	0	0	3
02:30	3	3	0	0	0	0	0	0	6	3	1	0	0	0	0	0	0	4
02:45	3	2	0	0	0	0	0	0	5	2	2	0	0	0	0	0	0	4
Hour	11	8	0	0	0	0	0	1	20	6	6	1	0	0	0	0	1	14
03:00	1	1	0	1	1	0	0	0	4	1	2	0	0	0	0	0	0	3
03:15	3	0	0	0	0	0	0	0	3	2	1	0	0	1	0	0	0	4
03:30	1	0	3	0	0	0	0	1	5	2	0	0	0	0	0	0	0	2
03:45	1	2	0	0	0	0	0	0	3	1	3	2	1	0	0	0	0	7
Hour	6	3	3	1	1	0	0	1	15	6	6	2	1	1	0	0	0	16
04:00	0	2	3	0	0	0	0	0	5	4	2	1	0	0	0	0	0	7
04:15	2	4	2	0	0	0	0	0	8	3	0	2	0	0	0	0	0	5
04:30	3	3	3	0	0	0	0	0	9	5	1	0	0	0	0	0	0	6
04:45	4	5	1	0	0	0	0	0	10	8	6	0	0	0	0	0	0	14
Hour	9	14	9	0	0	0	0	0	32	20	9	3	0	0	0	0	0	32
05:00	4	1	2	1	0	0	0	0	8	8	3	2	0	0	0	0	0	13
05:15	8	1	1	0	0	0	0	2	12	7	2	3	2	0	0	0	0	14
05:30	20	7	3	1	0	0	0	0	31	23	2	1	0	0	1	0	3	30
05:45	21	3	1	2	0	0	2	0	29	24	5	2	0	0	1	0	4	36
Hour	53	12	7	4	0	0	2	2	80	62	12	8	2	0	2	0	7	93
06:00	27	7	4	4	0	0	1	5	48	21	2	7	2	0	0	0	2	34
06:15	71	12	11	1	0	0	0	3	98	33	7	3	1	0	0	0	2	46
06:30	88	4	12	4	3	0	1	5	117	50	4	7	3	0	0	0	5	69
06:45	111	8	21	0	1	1	0	5	147	75	5	13	2	2	0	1	6	104
Hour	297	31	48	9	4	1	2	18	410	179	18	30	8	2	0	1	15	253
07:00	102	10	17	2	2	1	1	6	141	102	4	13	3	2	0	1	10	135
07:15	101	12	19	3	0	1	1	5	142	122	10	16	6	2	1	2	15	174
07:30	111	7	15	8	2	0	2	18	163	141	8	13	7	1	2	2	20	194
07:45	106	6	16	2	2	0	2	17	151	140	8	16	5	2	0	6	28	205
Hour	420	35	67	15	6	2	6	46	597	505	30	58	21	7	3	11	73	708
08:00	97	12	13	2	1	0	0	10	135	158	11	17	1	1	0	4	19	211
08:15	92	4	13	2	2	1	2	28	144	153	12	14	4	1	0	2	38	224
08:30	82	12	18	1	2	1	3	24	143	155	12	8	6	2	1	7	57	248
08:45	92	11	15	5	1	3	1	23	151	150	9	13	5	3	0	2	61	243
Hour	363	39	59	10	6	5	6	85	573	616	44	52	16	7	1	15	175	926
09:00	62	13	18	6	1	1	4	17	122	156	13	16	6	2	1	3	29	226
09:15	66	24	10	1	2	0	1	8	112	130	16	8	5	1	0	1	18	179
09:30	53	10	13	5	0	0	3	12	96	110	15	11	1	1	0	6	15	159
09:45	58	12	19	5	2	0	2	7	105	126	14	12	5	2	2	2	14	177
Hour	239	59	60	17	5	1	10	44	435	522	58	47	17	6	3	12	76	741
10:00	58	17	22	1	1	1	3	7	110	80	17	15	4	2	0	2	10	130
10:15	49	12	16	6	1	1	0	5	90	57	14	23	5	0	1	3	5	108
10:30	47	11	19	5	2	0	1	2	87	86	14	16	9	1	1	1	6	134
10:45	61	13	22	5	1	0	2	3	107	65	15	29	8	1	0	0	7	125
Hour	215	53	79	17	5	2	6	17	394	288	60	83	26	4	2	6	28	497
11:00	49	10	12	4	0	0	2	4	81	57	12	14	3	2	1	0	13	102
11:15	85	9	20	1	1	0	0	5	121	57	14	13	4	0	1	3	4	96
11:30	80	11	18	5	2	1	1	7	125	62	10	19	10	1	0	1	5	108
11:45	42	12	15	4	0	0	2	10	85	66	19	17	2	1	0	1	10	116
Hour	256	42	65	14	3	1	5	26	412	242	55	63	19	4	2	5	32	422
Total	1925	350	401	87	31	12	37	243	3086	2491	348	354	111	32	13	50	412	3811

Site No. 1
Location South Docks Road / Ringsend Road / South Lotts Road / Bridge Street
Date 04 April 2017

Time	A to D - South Docks Road to Bridge Street								Veh. Total	A to C - South Docks Road to South Lotts Road								Veh. Total
	CAR	TAXI	LGV	HGV	Dbus	Obus	M/C	P/C		CAR	TAXI	LGV	HGV	Dbus	Obus	M/C	P/C	
12:00	2	0	0	0	0	0	0	0	2	2	1	0	0	0	0	0	1	4
12:15	2	0	0	0	0	0	0	0	2	0	0	0	0	0	0	0	1	1
12:30	0	0	1	0	0	0	0	3	4	2	1	2	0	0	0	0	3	8
12:45	0	0	0	0	0	0	0	1	1	1	0	0	0	0	0	0	2	3
Hour	4	0	1	0	0	0	0	4	9	5	2	2	0	0	0	0	7	16
13:00	4	0	1	0	0	0	0	0	5	3	0	1	0	0	0	0	2	6
13:15	1	0	0	0	0	0	0	0	1	2	0	0	0	0	0	0	0	2
13:30	1	0	0	1	0	0	0	0	2	3	0	0	0	0	0	0	1	4
13:45	0	0	0	0	0	0	0	0	0	2	0	0	0	0	0	0	1	3
Hour	6	0	1	1	0	0	0	0	8	10	0	1	0	0	0	0	4	15
14:00	2	0	0	1	0	0	0	0	3	1	0	0	0	0	0	0	0	1
14:15	1	1	0	0	0	0	0	0	2	2	0	1	0	0	0	0	1	4
14:30	3	0	0	0	0	0	0	1	4	2	0	1	0	0	0	0	0	3
14:45	2	0	0	0	0	0	0	0	2	0	1	0	0	0	0	0	1	2
Hour	8	1	0	1	0	0	0	1	11	5	1	2	0	0	0	0	2	10
15:00	2	1	1	0	0	0	0	0	4	1	0	0	0	0	0	0	2	3
15:15	1	0	0	0	0	0	0	0	1	2	1	2	0	0	0	0	0	5
15:30	1	0	0	0	0	0	0	1	2	2	0	0	0	0	0	0	0	2
15:45	2	0	0	0	0	0	0	2	4	2	0	1	0	0	0	0	0	3
Hour	6	1	1	0	0	0	0	3	11	7	1	3	0	0	0	0	2	13
16:00	0	0	1	0	0	0	0	0	1	2	0	0	0	0	0	0	2	4
16:15	2	1	0	1	0	0	0	2	6	2	0	0	0	0	0	0	0	2
16:30	3	0	0	0	0	0	0	2	5	3	1	1	0	0	0	1	1	7
16:45	1	0	0	0	0	0	0	0	1	1	0	0	0	0	0	0	3	4
Hour	6	1	1	1	0	0	0	4	13	8	1	1	0	0	0	1	6	17
17:00	0	0	0	1	0	0	1	1	3	7	0	0	0	0	0	0	6	13
17:15	0	0	0	0	0	0	0	2	2	3	0	0	0	0	0	0	3	6
17:30	1	0	1	0	0	0	0	5	7	1	0	1	0	0	0	0	6	8
17:45	2	0	1	0	0	0	0	3	6	1	0	0	0	0	0	0	19	20
Hour	3	0	2	1	0	0	1	11	18	12	0	1	0	0	0	0	34	47
18:00	0	0	1	0	0	0	0	2	3	1	0	1	0	0	0	0	3	5
18:15	1	0	0	0	0	0	0	0	1	6	0	1	0	0	0	1	4	12
18:30	1	0	0	0	0	0	0	4	5	3	1	1	0	0	0	0	2	7
18:45	3	0	0	0	0	0	0	0	3	0	0	0	0	0	0	0	3	3
Hour	5	0	1	0	0	0	0	6	12	10	1	3	0	0	0	1	12	27
19:00	1	0	0	0	0	0	0	1	2	1	0	0	0	0	0	0	0	1
19:15	3	0	0	0	0	0	0	1	4	2	0	0	0	0	0	1	1	4
19:30	1	0	0	0	0	0	0	0	1	2	0	0	0	0	0	0	1	3
19:45	3	0	0	0	0	0	0	0	3	0	0	0	0	0	0	0	1	1
Hour	8	0	0	0	0	0	0	2	10	5	0	0	0	0	0	1	3	9
20:00	3	0	0	0	0	0	0	1	4	0	0	0	0	0	0	0	2	2
20:15	1	0	0	0	0	0	0	0	1	1	0	0	0	0	0	0	2	3
20:30	3	0	0	0	0	0	0	0	3	1	0	0	0	0	0	0	1	2
20:45	1	0	0	0	0	0	0	0	1	1	0	0	0	0	0	0	1	2
Hour	8	0	0	0	0	0	0	1	9	3	0	0	0	0	0	0	6	9
21:00	0	0	0	0	0	0	0	0	0	2	0	0	0	0	0	0	0	2
21:15	0	0	0	0	0	0	0	0	0	1	0	0	0	0	0	0	0	1
21:30	1	0	0	0	0	0	0	1	2	0	0	0	0	0	0	0	0	0
21:45	1	0	0	0	0	0	0	0	1	1	0	0	0	0	0	0	1	2
Hour	2	0	0	0	0	0	0	1	3	4	0	0	0	0	0	0	1	5
22:00	2	0	0	0	0	0	0	0	2	0	0	0	0	0	0	0	0	0
22:15	1	0	0	0	0	0	0	0	1	1	0	0	0	0	0	0	0	1
22:30	1	0	0	0	0	0	0	0	1	0	0	0	0	0	0	0	0	0
22:45	0	0	0	0	0	0	0	0	0	0	0	0	0	0	0	0	0	0
Hour	4	0	0	0	0	0	0	0	4	1	0	0	0	0	0	0	0	1
23:00	1	0	0	0	0	0	0	0	1	0	0	0	0	0	0	0	0	0
23:15	0	0	0	0	0	0	0	0	0	0	0	0	0	0	0	0	0	0
23:30	0	1	0	0	0	0	0	0	1	0	0	0	0	0	0	0	0	0
23:45	2	0	0	0	0	0	0	0	2	2	0	0	0	0	0	0	1	3
Hour	3	1	0	0	0	0	0	0	4	2	0	0	0	0	0	0	1	3
Total	63	4	7	4	0	0	1	33	112	72	6	13	0	0	0	3	78	172

Site No. 1
Location South Docks Road / Ringsend Road / South Lotts Road / Bridge Street
Date 04 April 2017

Time	A to B - South Docks Road to Ringsend Road								Veh. Total	B to A - Ringsend Road to South Docks Road								Veh. Total
	CAR	TAXI	LGV	HGV	Dbus	Obus	M/C	P/C		CAR	TAXI	LGV	HGV	Dbus	Obus	M/C	P/C	
12:00	0	1	1	0	0	0	0	1	3	1	0	1	0	0	0	0	0	2
12:15	1	0	2	0	0	0	0	1	4	1	0	1	0	0	0	0	0	2
12:30	2	0	1	0	0	0	0	2	5	0	1	0	0	0	0	0	1	2
12:45	1	0	0	0	0	2	0	2	5	0	0	1	1	0	0	0	0	2
Hour	4	1	4	0	0	2	0	6	17	2	1	3	1	0	0	0	1	8
13:00	1	0	1	0	0	0	0	3	5	0	0	1	0	0	0	0	2	3
13:15	0	0	0	0	0	0	0	0	0	2	0	0	1	0	0	0	2	5
13:30	2	0	0	0	0	1	0	3	6	0	0	0	0	0	0	1	1	2
13:45	0	1	0	0	0	0	0	1	2	2	0	1	0	0	0	0	1	4
Hour	3	1	1	0	0	1	0	7	13	4	0	2	1	0	0	1	6	14
14:00	0	1	1	0	0	0	0	0	2	1	1	0	1	0	0	0	2	5
14:15	1	1	1	0	0	0	0	1	4	3	0	0	0	0	0	0	1	4
14:30	0	0	2	0	0	0	0	1	3	0	1	0	0	0	0	0	2	3
14:45	1	0	0	0	0	1	0	3	5	2	1	0	0	0	0	0	1	4
Hour	2	2	4	0	0	1	0	5	14	6	3	0	1	0	0	0	6	16
15:00	0	1	0	0	0	2	0	3	6	0	0	1	0	0	0	0	3	4
15:15	1	0	0	1	0	0	0	0	2	2	1	1	0	0	0	0	0	4
15:30	2	0	0	0	0	1	0	1	4	1	0	0	0	0	0	0	1	2
15:45	2	0	0	0	0	0	0	1	3	1	1	0	0	0	0	0	0	2
Hour	5	1	0	1	0	3	0	5	15	4	2	2	0	0	0	0	4	12
16:00	2	2	0	1	0	1	0	10	16	1	0	0	1	0	0	0	3	5
16:15	2	1	0	0	0	0	0	4	7	4	2	0	0	0	0	0	1	7
16:30	4	2	0	0	0	1	0	2	9	2	0	0	0	0	0	0	1	3
16:45	1	0	0	0	0	0	0	3	4	1	0	0	0	0	0	0	3	4
Hour	9	5	0	1	0	2	0	19	36	8	2	0	1	0	0	0	8	19
17:00	2	0	0	0	0	1	0	6	9	3	0	1	1	0	0	0	2	7
17:15	1	0	0	0	0	0	0	5	6	4	0	0	0	0	0	0	4	8
17:30	0	0	0	0	0	1	0	6	7	0	0	0	0	0	0	0	4	4
17:45	1	0	0	0	0	0	1	6	8	2	0	0	0	0	0	0	5	7
Hour	4	0	0	0	0	2	1	23	30	9	0	1	1	0	0	0	15	26
18:00	2	1	0	0	0	0	0	11	14	0	0	0	0	0	0	0	3	3
18:15	0	0	0	0	0	1	0	9	10	0	0	0	0	0	0	0	3	3
18:30	0	0	0	0	0	0	0	3	3	1	1	0	0	0	0	1	7	10
18:45	2	1	0	0	0	0	0	0	3	0	0	0	0	0	0	0	3	3
Hour	4	2	0	0	0	1	0	23	30	1	1	0	0	0	0	1	16	19
19:00	2	0	0	0	0	0	1	5	8	0	0	0	0	0	0	0	2	2
19:15	1	0	0	0	0	0	0	3	4	2	0	0	0	0	0	0	4	6
19:30	0	1	0	0	0	0	0	3	4	1	1	0	0	0	0	0	4	6
19:45	1	0	0	0	0	0	0	2	3	2	0	0	0	0	0	0	2	4
Hour	4	1	0	0	0	0	1	13	19	5	1	0	0	0	0	0	12	18
20:00	0	0	0	0	0	0	0	0	0	2	0	0	0	0	0	0	3	5
20:15	1	1	0	0	0	0	1	6	9	0	1	0	0	0	0	1	1	3
20:30	2	0	0	0	0	0	0	1	3	3	0	0	0	0	0	0	4	7
20:45	3	0	0	0	0	0	0	3	6	1	0	1	0	0	0	0	1	3
Hour	6	1	0	0	0	0	1	10	18	6	1	1	0	0	0	1	9	18
21:00	0	0	0	0	0	0	0	1	1	0	0	0	0	0	0	0	1	1
21:15	2	0	0	0	0	0	0	3	5	3	0	0	0	0	0	0	0	3
21:30	0	0	1	0	0	0	0	1	2	1	0	0	0	0	0	0	1	2
21:45	1	0	0	0	0	0	0	1	2	1	1	0	0	0	0	0	0	2
Hour	3	0	1	0	0	0	0	6	10	5	1	0	0	0	0	0	2	8
22:00	0	0	0	0	0	0	0	0	0	5	0	1	0	0	0	1	2	9
22:15	1	1	0	0	0	0	0	2	4	1	1	0	0	0	0	0	2	4
22:30	0	0	1	0	0	0	0	1	2	0	0	0	0	0	0	0	2	2
22:45	1	1	0	0	0	0	0	1	3	0	1	0	0	0	0	0	0	1
Hour	2	2	1	0	0	0	0	4	9	6	2	1	0	0	0	1	6	16
23:00	0	0	0	0	0	0	0	2	2	0	0	0	0	0	0	0	2	2
23:15	0	0	0	1	0	0	0	1	2	0	1	0	0	0	0	0	1	2
23:30	0	1	0	0	0	0	0	0	1	1	1	0	0	0	0	0	0	2
23:45	0	2	0	0	0	0	0	1	3	0	2	0	0	0	0	0	0	2
Hour	0	3	0	1	0	0	0	4	8	1	4	0	0	0	0	0	3	8
Total	46	19	11	3	0	12	3	125	219	57	18	10	5	0	0	4	88	182

Site No. 1
Location South Docks Road / Ringsend Road / South Lotts Road / Bridge Street
Date 04 April 2017

Time	B to D - Ringsend Road to Bridge Street								Veh. Total	B to C - Ringsend Road to South Lotts Road								Veh. Total
	CAR	TAXI	LGV	HGV	Dbus	Obus	M/C	P/C		CAR	TAXI	LGV	HGV	Dbus	Obus	M/C	P/C	
12:00	52	7	7	4	1	0	3	5	79	15	1	4	0	0	0	0	1	21
12:15	44	7	7	3	1	0	3	4	69	9	4	4	0	0	0	1	1	19
12:30	69	11	11	4	1	0	3	6	105	14	5	5	0	0	0	0	2	26
12:45	65	8	6	1	0	1	0	6	87	9	4	2	0	0	1	1	2	19
Hour	230	33	31	12	3	1	9	21	340	47	14	15	0	0	1	2	6	85
13:00	65	6	12	5	2	0	1	6	97	13	3	2	2	0	0	0	1	21
13:15	49	5	5	3	1	1	0	2	66	8	2	5	0	0	0	1	0	16
13:30	54	14	12	2	1	0	3	4	90	10	1	1	1	0	0	2	1	16
13:45	76	6	8	4	0	0	1	5	100	16	4	3	0	0	0	1	0	24
Hour	244	31	37	14	4	1	5	17	353	47	10	11	3	0	0	4	2	77
14:00	55	12	9	3	1	0	1	14	95	15	3	3	0	0	0	0	0	21
14:15	58	7	15	1	4	0	0	6	91	7	4	2	1	0	0	0	0	14
14:30	56	11	7	1	2	0	1	4	82	22	3	2	1	0	0	2	1	31
14:45	52	7	16	1	1	1	0	2	80	12	1	4	1	0	0	1	0	19
Hour	221	37	47	6	8	1	2	26	348	56	11	11	3	0	0	3	1	85
15:00	50	13	9	5	0	0	1	5	83	18	3	9	0	0	0	0	1	31
15:15	74	14	11	1	2	0	0	4	106	21	5	8	0	0	0	2	1	37
15:30	71	10	16	5	1	0	0	2	105	12	2	5	0	0	0	0	2	21
15:45	69	13	9	1	0	2	3	4	101	13	1	5	0	0	0	0	0	19
Hour	264	50	45	12	3	2	4	15	395	64	11	27	0	0	0	2	4	108
16:00	64	8	10	4	3	0	2	6	97	14	3	3	1	0	0	1	2	24
16:15	82	5	13	3	1	0	2	11	117	21	2	5	0	0	0	1	1	30
16:30	76	7	12	1	1	0	1	9	107	20	2	0	0	0	0	0	4	26
16:45	79	9	12	2	1	0	0	8	111	15	2	1	1	0	0	1	3	23
Hour	301	29	47	10	6	0	5	34	432	70	9	9	2	0	0	3	10	103
17:00	69	7	3	2	2	0	3	17	103	31	1	2	0	0	0	0	7	41
17:15	100	12	9	3	1	0	1	16	142	23	0	2	0	0	0	0	2	27
17:30	109	5	5	2	3	0	1	14	139	19	4	1	0	0	0	0	1	25
17:45	118	4	5	1	2	0	2	26	158	32	2	2	0	0	0	0	4	40
Hour	396	28	22	8	8	0	7	73	542	105	7	7	0	0	0	0	14	133
18:00	102	6	3	0	1	0	0	35	147	23	1	4	0	0	0	2	5	35
18:15	101	6	2	1	1	0	2	28	141	26	2	2	0	0	0	5	1	36
18:30	86	7	8	1	0	0	1	17	120	23	1	1	0	0	0	0	2	27
18:45	79	8	3	1	2	0	1	20	114	21	1	1	2	0	0	2	3	30
Hour	368	27	16	3	4	0	4	100	522	93	5	8	2	0	0	9	11	128
19:00	110	12	3	1	1	0	4	13	144	21	1	1	0	0	0	1	4	28
19:15	104	9	6	0	1	0	2	15	137	25	2	1	0	0	0	0	2	30
19:30	78	7	5	0	3	0	2	14	109	25	1	2	1	0	0	0	4	33
19:45	91	16	2	0	0	0	2	11	122	13	2	0	0	0	0	0	1	16
Hour	383	44	16	1	5	0	10	53	512	84	6	4	1	0	0	1	11	107
20:00	48	8	6	0	0	0	0	9	71	19	4	0	0	0	0	1	4	28
20:15	56	6	4	0	0	0	1	8	75	14	3	1	0	0	0	0	0	18
20:30	53	5	3	1	2	0	0	8	72	13	3	1	0	0	0	0	3	20
20:45	71	5	6	0	0	0	1	5	88	15	3	2	0	0	0	3	1	24
Hour	228	24	19	1	2	0	2	30	306	61	13	4	0	0	0	4	8	90
21:00	51	2	2	0	0	0	0	3	58	18	3	1	0	0	1	0	0	23
21:15	50	3	0	0	0	0	2	7	62	5	0	2	0	0	0	1	0	8
21:30	41	2	0	0	0	1	2	7	53	7	2	0	0	0	0	0	2	11
21:45	47	7	2	0	0	0	1	7	64	6	2	0	0	0	0	0	0	8
Hour	189	14	4	0	0	1	5	24	237	36	7	3	0	0	1	1	2	50
22:00	45	7	2	0	1	0	0	3	58	3	5	1	0	0	0	0	0	9
22:15	32	4	0	0	1	0	0	1	38	6	5	2	0	0	0	0	0	13
22:30	51	10	0	0	1	1	0	8	71	8	3	0	0	0	0	1	0	12
22:45	32	11	0	0	1	0	0	3	47	6	4	0	0	0	0	0	0	10
Hour	160	32	2	0	4	1	0	15	214	23	17	3	0	0	0	1	0	44
23:00	19	12	1	0	0	0	0	1	33	9	7	0	0	0	0	0	0	16
23:15	16	8	0	0	0	0	0	0	24	3	2	1	0	0	0	0	0	6
23:30	15	9	0	0	2	0	0	2	28	4	2	0	0	0	0	1	0	7
23:45	13	9	1	0	0	0	0	1	24	5	3	0	0	0	0	3	0	11
Hour	63	38	2	0	2	0	0	4	109	21	14	1	0	0	0	4	0	40
Total	3047	387	288	67	49	7	53	412	4310	707	124	103	11	0	2	34	69	1050

Site No. 1
Location South Docks Road / Ringsend Road / South Lotts Road / Bridge Street
Date 04 April 2017

Time	C to B - South Lotts Road to Ringsend Road								Veh. Total	C to A - South Lotts Road to South Docks Road								Veh. Total
	CAR	TAXI	LGV	HGV	Dbus	Obus	M/C	P/C		CAR	TAXI	LGV	HGV	Dbus	Obus	M/C	P/C	
12:00	4	3	5	1	0	0	1	0	14	0	1	0	0	0	0	0	0	1
12:15	10	1	2	0	0	0	3	0	16	1	0	0	0	0	2	0	0	3
12:30	12	4	5	0	0	0	0	0	21	2	0	0	0	0	0	0	1	3
12:45	16	4	5	0	0	0	1	2	28	1	0	0	0	0	0	0	4	5
Hour	42	12	17	1	0	0	5	2	79	4	1	0	0	0	2	0	5	12
13:00	10	3	4	0	0	0	0	2	19	1	0	2	0	0	1	0	0	4
13:15	10	2	2	0	0	0	0	1	15	1	0	0	0	0	0	0	2	3
13:30	11	7	2	0	0	0	0	2	22	1	0	0	0	0	0	0	2	3
13:45	10	4	4	0	0	0	0	1	19	2	0	0	0	0	0	0	0	2
Hour	41	16	12	0	0	0	0	6	75	5	0	2	0	0	1	0	4	12
14:00	20	2	3	0	0	0	0	1	26	3	0	0	0	0	0	0	2	5
14:15	11	5	5	0	0	0	0	0	21	1	0	0	0	0	0	0	1	2
14:30	16	1	4	1	0	0	0	1	23	3	0	0	1	0	1	0	1	6
14:45	10	1	4	0	0	0	2	0	17	2	1	0	0	0	1	0	0	4
Hour	57	9	16	1	0	0	2	2	87	9	1	0	1	0	2	0	4	17
15:00	14	2	4	0	0	0	1	1	22	0	1	1	0	0	0	0	3	5
15:15	13	2	5	1	0	0	1	0	22	1	0	0	1	0	0	0	2	4
15:30	7	3	3	0	0	0	1	2	16	0	0	1	0	0	1	0	0	2
15:45	11	0	8	0	0	1	0	2	22	1	0	0	0	0	0	0	2	3
Hour	45	7	20	1	0	1	3	5	82	2	1	2	1	0	1	0	7	14
16:00	24	2	2	0	0	0	0	1	29	2	2	0	1	0	0	0	1	6
16:15	17	1	2	0	0	0	1	3	24	1	0	0	0	0	1	0	1	3
16:30	11	0	1	0	0	0	0	3	15	1	1	0	0	0	1	0	4	7
16:45	14	3	1	1	0	0	0	1	20	1	0	0	0	0	0	0	2	3
Hour	66	6	6	1	0	0	1	8	88	5	3	0	1	0	2	0	8	19
17:00	16	2	3	0	0	0	1	3	25	0	0	0	0	0	0	0	2	2
17:15	11	3	1	0	0	0	0	1	16	0	0	1	0	0	1	0	3	5
17:30	11	1	2	0	0	0	0	1	15	0	0	0	0	0	0	0	3	3
17:45	12	1	1	0	0	0	1	3	18	2	0	1	0	0	1	0	10	14
Hour	50	7	7	0	0	0	2	8	74	2	0	2	0	0	2	0	18	24
18:00	12	0	2	0	0	0	0	9	23	3	0	0	0	0	0	0	1	4
18:15	13	4	1	0	0	0	0	1	19	2	0	1	0	0	0	0	6	9
18:30	7	6	0	0	0	0	1	0	14	3	0	0	0	0	0	1	2	6
18:45	11	1	0	0	0	0	0	0	12	3	0	0	0	0	0	0	3	6
Hour	43	11	3	0	0	0	1	10	68	11	0	1	0	0	0	1	12	25
19:00	15	3	0	0	0	0	0	2	20	4	0	0	0	0	0	1	3	8
19:15	15	2	1	1	0	0	1	2	22	1	0	0	0	0	0	0	4	5
19:30	15	5	3	0	0	0	0	2	25	2	0	0	0	0	0	0	1	3
19:45	15	1	1	1	0	0	0	0	18	0	0	0	0	0	0	0	1	1
Hour	60	11	5	2	0	0	1	6	85	7	0	0	0	0	0	1	9	17
20:00	15	3	0	0	0	0	0	4	22	1	0	0	0	0	0	0	1	2
20:15	11	1	1	0	0	1	3	0	17	1	0	0	0	0	0	0	1	2
20:30	8	3	1	0	0	0	0	2	14	5	0	0	0	0	0	0	0	5
20:45	11	3	1	0	0	0	1	0	16	2	0	0	0	0	0	0	1	3
Hour	45	10	3	0	0	1	4	6	69	9	0	0	0	0	0	0	3	12
21:00	14	3	0	0	0	0	1	0	18	2	0	0	0	0	0	0	0	2
21:15	19	2	0	0	0	0	1	0	22	0	0	0	0	0	0	0	1	1
21:30	10	2	0	0	0	0	0	1	13	1	0	0	0	0	0	0	1	2
21:45	3	3	0	0	0	0	0	0	6	1	0	0	0	0	0	0	1	2
Hour	46	10	0	0	0	0	2	1	59	4	0	0	0	0	0	0	3	7
22:00	1	2	0	0	0	0	0	0	3	1	0	0	0	0	0	0	0	1
22:15	9	2	0	0	0	0	0	0	11	0	0	0	0	0	0	0	2	2
22:30	6	6	0	0	0	0	1	0	13	1	1	0	0	0	0	0	0	2
22:45	3	3	0	0	0	0	0	0	6	1	0	0	0	0	0	0	1	2
Hour	19	13	0	0	0	0	1	0	33	3	1	0	0	0	0	0	3	7
23:00	4	4	0	0	0	0	0	0	8	0	0	0	0	0	0	0	0	0
23:15	5	2	0	0	0	0	0	0	7	0	0	0	0	0	0	0	0	0
23:30	2	2	0	0	0	0	0	0	4	0	0	0	0	0	0	0	0	0
23:45	0	2	0	0	0	0	0	0	2	1	0	0	0	0	0	0	0	1
Hour	11	10	0	0	0	0	0	0	21	1	0	0	0	0	0	0	0	1
Total	525	122	89	6	0	2	22	54	820	62	7	7	3	0	10	2	76	167

Site No. 1
Location South Docks Road / Ringsend Road / South Lotts Road / Bridge Street
Date 04 April 2017

Time	C to D - South Lotts Road to Bridge Street								Veh. Total	D to C - Bridge Street to South Lotts Road								Veh. Total
	CAR	TAXI	LGV	HGV	Dbus	Obus	M/C	P/C		CAR	TAXI	LGV	HGV	Dbus	Obus	M/C	P/C	
12:00	14	1	5	1	0	0	1	1	23	27	2	4	1	0	0	1	1	36
12:15	24	2	5	3	0	0	0	0	34	21	1	8	0	0	0	0	2	32
12:30	30	4	7	1	0	0	0	1	43	16	3	5	0	0	0	1	2	27
12:45	17	2	4	0	0	0	0	2	25	17	2	6	0	0	0	0	3	28
Hour	85	9	21	5	0	0	1	4	125	81	8	23	1	0	0	2	8	123
13:00	15	0	0	0	0	0	1	1	17	25	1	4	1	0	0	0	8	39
13:15	24	1	3	0	0	0	1	3	32	17	3	3	2	0	0	0	3	28
13:30	17	1	2	0	0	0	1	0	21	24	2	4	0	0	0	0	1	31
13:45	16	4	8	0	0	1	0	1	30	19	2	4	0	0	0	0	3	28
Hour	72	6	13	0	0	1	3	5	100	85	8	15	3	0	0	0	15	126
14:00	25	0	4	1	0	0	1	2	33	15	0	3	1	0	0	0	1	20
14:15	21	0	6	0	0	0	0	1	28	26	3	5	1	0	1	0	1	37
14:30	21	1	2	0	0	0	0	5	29	28	1	5	0	0	0	1	2	37
14:45	20	4	5	1	0	0	1	1	32	25	1	4	1	0	0	0	2	33
Hour	87	5	17	2	0	0	2	9	122	94	5	17	3	0	1	1	6	127
15:00	16	2	2	1	0	0	1	0	22	22	1	2	0	0	0	0	4	29
15:15	20	3	2	1	0	0	1	0	27	17	4	7	1	0	1	2	2	34
15:30	21	1	5	1	0	0	0	2	30	16	2	5	1	0	0	0	2	26
15:45	25	3	4	0	0	0	0	2	34	21	0	1	1	0	0	2	2	27
Hour	82	9	13	3	0	0	2	4	113	76	7	15	3	0	1	4	10	116
16:00	16	2	4	0	0	0	1	5	28	13	1	1	0	0	0	2	5	22
16:15	29	0	5	3	0	0	0	1	38	18	1	2	0	0	0	0	2	23
16:30	24	2	7	0	0	0	0	2	35	24	2	2	0	0	0	1	6	35
16:45	35	2	5	0	0	0	2	3	47	28	0	0	1	0	0	0	4	33
Hour	104	6	21	3	0	0	3	11	148	83	4	5	1	0	0	3	17	113
17:00	45	1	0	1	0	0	2	8	57	21	1	1	1	0	0	0	4	28
17:15	39	1	5	0	0	0	3	13	61	31	3	1	0	0	0	2	13	50
17:30	30	2	7	0	0	0	1	9	49	21	2	2	0	0	0	2	9	36
17:45	37	2	3	0	0	0	1	10	53	28	1	2	1	0	0	1	10	43
Hour	151	6	15	1	0	0	7	40	220	101	7	6	2	0	0	5	36	157
18:00	35	0	3	0	0	0	3	7	48	34	2	1	0	0	0	2	6	45
18:15	43	1	4	0	0	0	1	14	63	20	1	2	0	0	0	2	7	32
18:30	32	3	1	0	0	0	2	11	49	23	1	0	0	0	0	1	6	31
18:45	34	2	1	0	0	0	3	5	45	22	1	1	1	0	0	1	8	34
Hour	144	6	9	0	0	0	9	37	205	99	5	4	1	0	0	6	27	142
19:00	28	2	1	0	0	0	3	6	40	21	2	1	0	0	0	2	2	28
19:15	20	1	2	0	0	0	2	4	29	17	0	1	0	0	1	3	6	28
19:30	30	2	1	0	0	0	0	4	37	22	1	2	0	0	0	0	2	27
19:45	14	2	1	0	0	0	0	0	17	22	1	1	0	0	0	0	9	33
Hour	92	7	5	0	0	0	5	14	123	82	4	5	0	0	1	5	19	116
20:00	24	5	0	0	0	0	0	3	32	27	4	1	0	0	0	1	6	39
20:15	22	0	0	0	0	0	3	0	25	22	0	0	0	0	0	1	4	27
20:30	17	2	0	0	0	0	0	3	22	17	1	1	0	0	0	1	1	21
20:45	16	1	1	1	0	0	0	4	23	21	0	1	0	0	0	0	0	22
Hour	79	8	1	1	0	0	3	10	102	87	5	3	0	0	0	3	11	109
21:00	14	2	2	0	0	0	0	2	20	19	1	0	0	0	0	0	0	20
21:15	19	0	0	0	0	0	1	0	20	8	2	0	0	0	0	0	3	13
21:30	10	0	0	0	0	0	0	0	10	8	0	1	0	0	0	1	2	12
21:45	13	0	1	0	0	0	0	0	14	13	2	0	0	0	0	1	1	17
Hour	56	2	3	0	0	0	1	2	64	48	5	1	0	0	0	2	6	62
22:00	5	1	0	0	0	0	0	0	6	17	2	0	0	0	0	0	1	20
22:15	12	0	0	0	0	0	0	2	14	7	2	0	0	0	0	1	1	11
22:30	8	0	1	0	1	0	0	0	10	5	0	0	0	0	0	0	0	5
22:45	7	1	0	0	0	0	0	0	8	5	1	0	0	0	0	0	2	8
Hour	32	2	1	0	1	0	0	2	38	34	5	0	0	0	0	1	4	44
23:00	3	2	1	0	0	0	0	3	9	4	1	0	0	0	0	0	0	5
23:15	8	2	1	0	0	0	0	1	12	6	2	0	0	0	0	0	1	9
23:30	2	2	1	0	0	0	0	0	5	1	0	0	0	0	0	0	0	1
23:45	0	1	0	0	0	0	0	0	1	1	2	1	0	0	0	0	0	4
Hour	13	7	3	0	0	0	0	4	27	12	5	1	0	0	0	0	1	19
Total	997	73	122	15	1	1	36	142	1387	882	68	95	14	0	3	32	160	1254

Site No. 1
Location South Docks Road / Ringsend Road / South Lotts Road / Bridge Street
Date 04 April 2017

Time	D to B - Bridge Street to Ringsend Road								Veh. Total	D to A - Bridge Street to South Docks Road								Veh. Total
	CAR	TAXI	LGV	HGV	Dbus	Obus	M/C	P/C		CAR	TAXI	LGV	HGV	Dbus	Obus	M/C	P/C	
12:00	51	15	11	8	2	0	1	3	91	1	0	0	0	0	0	0	1	2
12:15	46	11	18	7	0	1	3	5	91	1	0	1	0	0	0	0	0	2
12:30	48	6	17	9	1	0	0	5	86	1	0	0	0	0	0	0	0	1
12:45	48	13	12	1	1	0	2	5	82	2	0	0	0	0	0	0	0	2
Hour	193	45	58	25	4	1	6	18	350	5	0	1	0	0	0	0	1	7
13:00	58	8	14	7	1	1	1	3	93	1	0	0	0	0	0	0	0	1
13:15	54	8	2	3	0	0	1	8	76	1	0	1	0	0	0	0	0	2
13:30	67	14	12	4	2	2	1	9	111	1	0	0	0	0	0	0	2	3
13:45	56	17	7	3	1	1	1	4	90	0	0	1	0	0	0	0	1	2
Hour	235	47	35	17	4	4	4	24	370	3	0	2	0	0	0	0	3	8
14:00	53	9	11	5	1	0	2	4	85	0	0	0	0	0	0	0	0	0
14:15	57	11	10	4	1	2	1	7	93	1	0	0	0	0	0	0	0	1
14:30	77	12	13	4	1	0	3	6	116	0	0	0	0	0	0	0	0	0
14:45	66	7	11	4	2	0	1	5	96	0	0	0	0	0	0	0	0	0
Hour	253	39	45	17	5	2	7	22	390	1	0	0	0	0	0	0	0	1
15:00	72	8	9	3	2	4	1	4	103	1	0	0	0	0	0	0	0	1
15:15	63	10	8	3	0	1	0	2	87	3	0	0	0	0	0	0	0	3
15:30	54	8	7	3	1	1	1	1	76	4	0	0	0	0	0	0	0	4
15:45	69	16	16	2	1	0	2	9	115	1	0	0	0	0	0	0	0	1
Hour	258	42	40	11	4	6	4	16	381	9	0	0	0	0	0	0	0	9
16:00	79	7	13	4	2	1	3	6	115	1	0	0	0	0	0	0	1	2
16:15	887	14	19	3	1	1	4	6	935	2	0	0	0	0	0	0	0	2
16:30	74	7	11	0	0	0	1	6	99	0	1	1	0	0	0	0	0	2
16:45	60	9	8	2	1	0	0	5	85	0	0	0	0	0	0	0	0	0
Hour	1100	37	51	9	4	2	8	23	1234	3	1	1	0	0	0	0	1	6
17:00	48	8	11	2	2	0	3	4	78	2	0	0	0	0	0	0	0	2
17:15	51	10	10	0	1	0	5	9	86	0	0	1	0	0	0	0	0	1
17:30	48	9	7	0	1	0	2	10	77	3	0	1	0	0	0	0	0	4
17:45	48	5	11	0	1	0	0	18	83	1	0	0	0	0	0	0	0	1
Hour	195	32	39	2	5	0	10	41	324	6	0	2	0	0	0	0	0	8
18:00	61	11	7	0	3	0	1	14	97	1	1	0	0	0	0	0	0	2
18:15	75	5	5	2	0	0	1	7	95	3	0	1	0	0	0	0	1	5
18:30	66	14	5	3	1	0	1	5	95	1	0	0	0	0	0	0	1	2
18:45	70	8	5	2	0	0	0	11	96	1	1	0	0	0	0	0	0	2
Hour	272	38	22	7	4	0	3	37	383	6	2	1	0	0	0	0	2	11
19:00	67	14	5	0	3	0	0	10	99	4	0	0	0	0	0	0	0	4
19:15	58	9	3	0	0	1	3	7	81	1	0	0	0	0	0	0	0	1
19:30	51	12	4	0	2	0	0	7	76	2	0	0	0	0	0	0	0	2
19:45	65	12	10	1	1	0	0	3	92	1	0	0	0	0	0	0	1	2
Hour	241	47	22	1	6	1	3	27	348	8	0	0	0	0	0	0	1	9
20:00	73	9	2	0	1	0	1	15	101	2	0	0	0	0	0	0	0	2
20:15	63	12	5	0	1	0	1	14	96	0	0	0	0	0	0	0	0	0
20:30	48	9	3	0	1	0	2	11	74	3	0	0	0	0	0	0	0	3
20:45	46	0	5	1	0	0	0	5	57	1	0	0	0	0	0	0	0	1
Hour	230	30	15	1	3	0	4	45	328	6	0	0	0	0	0	0	0	6
21:00	58	8	4	0	2	0	0	6	78	2	0	0	0	0	0	0	1	3
21:15	67	4	2	0	0	1	0	5	79	1	0	0	0	0	0	0	0	1
21:30	38	4	0	0	1	0	1	1	45	2	0	0	0	0	0	0	1	3
21:45	41	9	3	0	0	0	0	3	56	1	0	0	0	0	0	0	0	1
Hour	204	25	9	0	3	1	1	15	258	6	0	0	0	0	0	0	2	8
22:00	36	5	3	0	1	0	0	5	50	1	0	0	0	0	0	0	0	1
22:15	23	7	1	1	1	0	0	2	35	2	0	0	0	0	0	0	0	2
22:30	27	9	2	0	1	0	1	3	43	1	0	0	0	0	0	0	0	1
22:45	20	10	0	0	0	0	0	1	31	2	0	0	0	0	0	0	0	2
Hour	106	31	6	1	3	0	1	11	159	6	0	0	0	0	0	0	0	6
23:00	23	7	3	0	2	0	4	1	40	0	0	0	0	0	0	0	0	0
23:15	16	8	1	0	0	0	0	1	26	1	0	0	0	0	0	0	0	1
23:30	11	4	3	0	1	0	0	2	21	0	0	0	0	0	0	0	0	0
23:45	9	8	1	0	1	0	0	0	19	0	0	0	0	0	0	0	0	0
Hour	59	27	8	0	4	0	4	4	106	1	0	0	0	0	0	0	0	1
Total	3346	440	350	91	49	17	55	283	4631	60	3	7	0	0	0	0	10	80

Site No. 1
Location South Docks Road / Ringsend Road / South Lotts Road / Bridge Street
Date 04 April 2017

Time	To Arm A - South Docks Road								Veh. Total	From Arm A - South Docks Road								Veh. Total
	CAR	TAXI	LGV	HGV	Dbus	Obus	M/C	P/C		CAR	TAXI	LGV	HGV	Dbus	Obus	M/C	P/C	
12:00	2	1	1	0	0	0	0	1	5	4	2	1	0	0	0	0	2	9
12:15	3	0	2	0	0	2	0	0	7	3	0	2	0	0	0	0	2	7
12:30	3	1	0	0	0	0	0	2	6	4	1	4	0	0	0	0	8	17
12:45	3	0	1	1	0	0	0	4	9	2	0	0	0	0	2	0	5	9
Hour	11	2	4	1	0	2	0	7	27	13	3	7	0	0	2	0	17	42
13:00	2	0	3	0	0	1	0	2	8	8	0	3	0	0	0	0	5	16
13:15	4	0	1	1	0	0	0	4	10	3	0	0	0	0	0	0	0	3
13:30	2	0	0	0	0	0	1	5	8	6	0	0	1	0	1	0	4	12
13:45	4	0	2	0	0	0	0	2	8	2	1	0	0	0	0	0	2	5
Hour	12	0	6	1	0	1	1	13	34	19	1	3	1	0	1	0	11	36
14:00	4	1	0	1	0	0	0	4	10	3	1	1	1	0	0	0	0	6
14:15	5	0	0	0	0	0	0	2	7	4	2	2	0	0	0	0	2	10
14:30	3	1	0	1	0	1	0	3	9	5	0	3	0	0	0	0	2	10
14:45	4	2	0	0	0	1	0	1	8	3	1	0	0	0	1	0	4	9
Hour	16	4	0	2	0	2	0	10	34	15	4	6	1	0	1	0	8	35
15:00	1	1	2	0	0	0	0	6	10	3	2	1	0	0	2	0	5	13
15:15	6	1	1	1	0	0	0	2	11	4	1	2	1	0	0	0	0	8
15:30	5	0	1	0	0	1	0	1	8	5	0	0	0	0	1	0	2	8
15:45	3	1	0	0	0	0	0	2	6	6	0	1	0	0	0	0	3	10
Hour	15	3	4	1	0	1	0	11	35	18	3	4	1	0	3	0	10	39
16:00	4	2	0	2	0	0	0	5	13	4	2	1	1	0	1	0	12	21
16:15	7	2	0	0	0	1	0	2	12	6	2	0	1	0	0	0	6	15
16:30	3	2	1	0	0	1	0	5	12	10	3	1	0	0	1	1	5	21
16:45	2	0	0	0	0	0	0	5	7	3	0	0	0	0	0	0	6	9
Hour	16	6	1	2	0	2	0	17	44	23	7	2	2	0	2	1	29	66
17:00	5	0	1	1	0	0	0	4	11	9	0	0	1	0	1	1	13	25
17:15	4	0	2	0	0	1	0	7	14	4	0	0	0	0	0	0	10	14
17:30	3	0	1	0	0	0	0	7	11	2	0	2	0	0	1	0	17	22
17:45	5	0	1	0	0	1	0	15	22	4	0	1	0	0	0	1	28	34
Hour	17	0	5	1	0	2	0	33	58	19	0	3	1	0	2	2	68	95
18:00	4	1	0	0	0	0	0	4	9	3	1	2	0	0	0	0	16	22
18:15	5	0	2	0	0	0	0	10	17	7	0	1	0	0	1	1	13	23
18:30	5	1	0	0	0	0	2	10	18	4	1	1	0	0	0	0	9	15
18:45	4	1	0	0	0	0	0	6	11	5	1	0	0	0	0	0	3	9
Hour	18	3	2	0	0	0	2	30	55	19	3	4	0	0	1	1	41	69
19:00	8	0	0	0	0	0	1	5	14	4	0	0	0	0	0	1	6	11
19:15	4	0	0	0	0	0	0	8	12	6	0	0	0	0	0	1	5	12
19:30	5	1	0	0	0	0	0	5	11	3	1	0	0	0	0	0	4	8
19:45	3	0	0	0	0	0	0	4	7	4	0	0	0	0	0	0	3	7
Hour	20	1	0	0	0	0	1	22	44	17	1	0	0	0	0	2	18	38
20:00	5	0	0	0	0	0	0	4	9	3	0	0	0	0	0	0	3	6
20:15	1	1	0	0	0	0	1	2	5	3	1	0	0	0	0	1	8	13
20:30	11	0	0	0	0	0	0	4	15	6	0	0	0	0	0	0	2	8
20:45	4	0	1	0	0	0	0	2	7	5	0	0	0	0	0	0	4	9
Hour	21	1	1	0	0	0	1	12	36	17	1	0	0	0	0	1	17	36
21:00	4	0	0	0	0	0	0	2	6	2	0	0	0	0	0	0	1	3
21:15	4	0	0	0	0	0	0	1	5	3	0	0	0	0	0	0	3	6
21:30	4	0	0	0	0	0	0	3	7	1	0	1	0	0	0	0	2	4
21:45	3	1	0	0	0	0	0	1	5	3	0	0	0	0	0	0	2	5
Hour	15	1	0	0	0	0	0	7	23	9	0	1	0	0	0	0	8	18
22:00	7	0	1	0	0	0	1	2	11	2	0	0	0	0	0	0	0	2
22:15	3	1	0	0	0	0	0	4	8	3	1	0	0	0	0	0	2	6
22:30	2	1	0	0	0	0	0	2	5	1	0	1	0	0	0	0	1	3
22:45	3	1	0	0	0	0	0	1	5	1	1	0	0	0	0	0	1	3
Hour	15	3	1	0	0	0	1	9	29	7	2	1	0	0	0	0	4	14
23:00	0	0	0	0	0	0	0	2	2	1	0	0	0	0	0	0	2	3
23:15	1	1	0	0	0	0	0	1	3	0	0	0	1	0	0	0	1	2
23:30	1	1	0	0	0	0	0	0	2	0	2	0	0	0	0	0	0	2
23:45	1	2	0	0	0	0	0	0	3	4	2	0	0	0	0	0	2	8
Hour	3	4	0	0	0	0	0	3	10	5	4	0	1	0	0	0	5	15
Total	179	28	24	8	0	10	6	174	429	181	29	31	7	0	12	7	236	503

Site No. 1
Location South Docks Road / Ringsend Road / South Lotts Road / Bridge Street
Date 04 April 2017

Time	To Arm B - Ringsend Road								Veh. Total	From Arm B - Ringsend Road								Veh. Total
	CAR	TAXI	LGV	HGV	Dbus	Obus	M/C	P/C		CAR	TAXI	LGV	HGV	Dbus	Obus	M/C	P/C	
12:00	55	19	17	9	2	0	2	4	108	68	8	12	4	1	0	3	6	102
12:15	57	12	22	7	0	1	6	6	111	54	11	12	3	1	0	4	5	90
12:30	62	10	23	9	1	0	0	7	112	83	17	16	4	1	0	3	9	133
12:45	65	17	17	1	1	2	3	9	115	74	12	9	2	0	2	1	8	108
Hour	239	58	79	26	4	3	11	26	446	279	48	49	13	3	2	11	28	433
13:00	69	11	19	7	1	1	1	8	117	78	9	15	7	2	0	1	9	121
13:15	64	10	4	3	0	0	1	9	91	59	7	10	4	1	1	1	4	87
13:30	80	21	14	4	2	3	1	14	139	64	15	13	3	1	0	6	6	108
13:45	66	22	11	3	1	1	1	6	111	94	10	12	4	0	0	2	6	128
Hour	279	64	48	17	4	5	4	37	458	295	41	50	18	4	1	10	25	444
14:00	73	12	15	5	1	0	2	5	113	71	16	12	4	1	0	1	16	121
14:15	69	17	16	4	1	2	1	8	118	68	11	17	2	4	0	0	7	109
14:30	93	13	19	5	1	0	3	8	142	78	15	9	2	2	0	3	7	116
14:45	77	8	15	4	2	1	3	8	118	66	9	20	2	1	1	1	3	103
Hour	312	50	65	18	5	3	9	29	491	283	51	58	10	8	1	5	33	449
15:00	86	11	13	3	2	6	2	8	131	68	16	19	5	0	0	1	9	118
15:15	77	12	13	5	0	1	1	2	111	97	20	20	1	2	0	2	5	147
15:30	63	11	10	3	1	2	2	4	96	84	12	21	5	1	0	0	5	128
15:45	82	16	24	2	1	1	2	12	140	83	15	14	1	0	2	3	4	122
Hour	308	50	60	13	4	10	7	26	478	332	63	74	12	3	2	6	23	515
16:00	105	11	15	5	2	2	3	17	160	79	11	13	6	3	0	3	11	126
16:15	906	16	21	3	1	1	5	13	966	107	9	18	3	1	0	3	13	154
16:30	89	9	12	0	0	1	1	11	123	98	9	12	1	1	0	1	14	136
16:45	75	12	9	3	1	0	0	9	109	95	11	13	3	1	0	1	14	138
Hour	1175	48	57	11	4	4	9	50	1358	379	40	56	13	6	0	8	52	554
17:00	66	10	14	2	2	1	4	13	112	103	8	6	3	2	0	3	26	151
17:15	63	13	11	0	1	0	5	15	108	127	12	11	3	1	0	1	22	177
17:30	59	10	9	0	1	1	2	17	99	128	9	6	2	3	0	1	19	168
17:45	61	6	12	0	1	0	2	27	109	152	6	7	1	2	0	2	35	205
Hour	249	39	46	2	5	2	13	72	428	510	35	30	9	8	0	7	102	701
18:00	75	12	9	0	3	0	1	34	134	125	7	7	0	1	0	2	43	185
18:15	88	9	6	2	0	1	1	17	124	127	8	4	1	1	0	7	32	180
18:30	73	20	5	3	1	0	2	8	112	110	9	9	1	0	0	2	26	157
18:45	83	10	5	2	0	0	0	11	111	100	9	4	3	2	0	3	26	147
Hour	319	51	25	7	4	1	4	70	481	462	33	24	5	4	0	14	127	669
19:00	84	17	5	0	3	0	1	17	127	131	13	4	1	1	0	5	19	174
19:15	74	11	4	1	0	1	4	12	107	131	11	7	0	1	0	2	21	173
19:30	66	18	7	0	2	0	0	12	105	104	9	7	1	3	0	2	22	148
19:45	81	13	11	2	1	0	0	5	113	106	18	2	0	0	0	2	14	142
Hour	305	59	27	3	6	1	5	46	452	472	51	20	2	5	0	11	76	637
20:00	88	12	2	0	1	0	1	19	123	69	12	6	0	0	0	1	16	104
20:15	75	14	6	0	1	1	5	20	122	70	10	5	0	0	0	2	9	96
20:30	58	12	4	0	1	0	2	14	91	69	8	4	1	2	0	0	15	99
20:45	60	3	6	1	0	0	1	8	79	87	8	9	0	0	0	4	7	115
Hour	281	41	18	1	3	1	9	61	415	295	38	24	1	2	0	7	47	414
21:00	72	11	4	0	2	0	1	7	97	69	5	3	0	0	1	0	4	82
21:15	88	6	2	0	0	1	1	8	106	58	3	2	0	0	0	3	7	73
21:30	48	6	1	0	1	0	1	3	60	49	4	0	0	0	1	2	10	66
21:45	45	12	3	0	0	0	0	4	64	54	10	2	0	0	0	1	7	74
Hour	253	35	10	0	3	1	3	22	327	230	22	7	0	0	2	6	28	295
22:00	37	7	3	0	1	0	0	5	53	53	12	4	0	1	0	1	5	76
22:15	33	10	1	1	1	0	0	4	50	39	10	2	0	1	0	0	3	55
22:30	33	15	3	0	1	0	2	4	58	59	13	0	0	1	1	1	10	85
22:45	24	14	0	0	0	0	0	2	40	38	16	0	0	1	0	0	3	58
Hour	127	46	7	1	3	0	2	15	201	189	51	6	0	4	1	2	21	274
23:00	27	11	3	0	2	0	4	3	50	28	19	1	0	0	0	0	3	51
23:15	21	10	1	1	0	0	0	2	35	19	11	1	0	0	0	0	1	32
23:30	13	7	3	0	1	0	0	2	26	20	12	0	0	2	0	1	2	37
23:45	9	12	1	0	1	0	0	1	24	18	14	1	0	0	0	3	1	37
Hour	70	40	8	1	4	0	4	8	135	85	56	3	0	2	0	4	7	157
Total	3917	581	450	100	49	31	80	462	5670	3811	529	401	83	49	9	91	569	5542

Site No. 1
Location South Docks Road / Ringsend Road / South Lotts Road / Bridge Street
Date 04 April 2017

Time	To Arm C - South Lotts Road								Veh. Total	From Arm C - South Lotts Road								Veh. Total
	CAR	TAXI	LGV	HGV	Dbus	Obus	M/C	P/C		CAR	TAXI	LGV	HGV	Dbus	Obus	M/C	P/C	
12:00	44	4	8	1	0	0	1	3	61	18	5	10	2	0	0	2	1	38
12:15	30	5	12	0	0	0	1	4	52	35	3	7	3	0	2	3	0	53
12:30	32	9	12	0	0	0	1	7	61	44	8	12	1	0	0	0	2	67
12:45	27	6	8	0	0	1	1	7	50	34	6	9	0	0	0	1	8	58
Hour	133	24	40	1	0	1	4	21	224	131	22	38	6	0	2	6	11	216
13:00	41	4	7	3	0	0	0	11	66	26	3	6	0	0	1	1	3	40
13:15	27	5	8	2	0	0	1	3	46	35	3	5	0	0	0	1	6	50
13:30	37	3	5	1	0	0	2	3	51	29	8	4	0	0	0	1	4	46
13:45	37	6	7	0	0	0	1	4	55	28	8	12	0	0	1	0	2	51
Hour	142	18	27	6	0	0	4	21	218	118	22	27	0	0	2	3	15	187
14:00	31	3	6	1	0	0	0	1	42	48	2	7	1	0	0	1	5	64
14:15	35	7	8	2	0	1	0	2	55	33	5	11	0	0	0	0	2	51
14:30	52	4	8	1	0	0	3	3	71	40	2	6	2	0	1	0	7	58
14:45	37	3	8	2	0	0	1	3	54	32	6	9	1	0	1	3	1	53
Hour	155	17	30	6	0	1	4	9	222	153	15	33	4	0	2	4	15	226
15:00	41	4	11	0	0	0	0	7	63	30	5	7	1	0	0	2	4	49
15:15	40	10	17	1	0	1	4	3	76	34	5	7	3	0	0	2	2	53
15:30	30	4	10	1	0	0	0	4	49	28	4	9	1	0	1	1	4	48
15:45	36	1	7	1	0	0	2	2	49	37	3	12	0	0	1	0	6	59
Hour	147	19	45	3	0	1	6	16	237	129	17	35	5	0	2	5	16	209
16:00	29	4	4	1	0	0	3	9	50	42	6	6	1	0	0	1	7	63
16:15	41	3	7	0	0	0	1	3	55	47	1	7	3	0	1	1	5	65
16:30	47	5	3	0	0	0	2	11	68	36	3	8	0	0	1	0	9	57
16:45	44	2	1	2	0	0	1	10	60	50	5	6	1	0	0	2	6	70
Hour	161	14	15	3	0	0	7	33	233	175	15	27	5	0	2	4	27	255
17:00	59	2	3	1	0	0	0	17	82	61	3	3	1	0	0	3	13	84
17:15	57	3	3	0	0	0	2	18	83	50	4	7	0	0	1	3	17	82
17:30	41	6	4	0	0	0	2	16	69	41	3	9	0	0	0	1	13	67
17:45	61	3	4	1	0	0	1	33	103	51	3	5	0	0	1	2	23	85
Hour	218	14	14	2	0	0	5	84	337	203	13	24	1	0	2	9	66	318
18:00	58	3	6	0	0	0	4	14	85	50	0	5	0	0	0	3	17	75
18:15	52	3	5	0	0	0	8	12	80	58	5	6	0	0	0	1	21	91
18:30	49	3	2	0	0	0	1	10	65	42	9	1	0	0	0	4	13	69
18:45	43	2	2	3	0	0	3	14	67	48	3	1	0	0	0	3	8	63
Hour	202	11	15	3	0	0	16	50	297	198	17	13	0	0	0	11	59	298
19:00	43	3	2	0	0	0	3	6	57	47	5	1	0	0	0	4	11	68
19:15	44	2	2	0	0	1	4	9	62	36	3	3	1	0	0	3	10	56
19:30	49	2	4	1	0	0	0	7	63	47	7	4	0	0	0	0	7	65
19:45	35	3	1	0	0	0	0	11	50	29	3	2	1	0	0	0	1	36
Hour	171	10	9	1	0	1	7	33	232	159	18	10	2	0	0	7	29	225
20:00	46	8	1	0	0	0	2	12	69	40	8	0	0	0	0	0	8	56
20:15	37	3	1	0	0	0	1	6	48	34	1	1	0	0	1	6	1	44
20:30	31	4	2	0	0	0	1	5	43	30	5	1	0	0	0	0	5	41
20:45	37	3	3	0	0	0	3	2	48	29	4	2	1	0	0	1	5	42
Hour	151	18	7	0	0	0	7	25	208	133	18	4	1	0	1	7	19	183
21:00	39	4	1	0	0	1	0	0	45	30	5	2	0	0	0	1	2	40
21:15	14	2	2	0	0	0	1	3	22	38	2	0	0	0	0	2	1	43
21:30	15	2	1	0	0	0	1	4	23	21	2	0	0	0	0	0	2	25
21:45	20	4	0	0	0	0	1	2	27	17	3	1	0	0	0	0	1	22
Hour	88	12	4	0	0	1	3	9	117	106	12	3	0	0	0	3	6	130
22:00	20	7	1	0	0	0	0	1	29	7	3	0	0	0	0	0	0	10
22:15	14	7	2	0	0	0	1	1	25	21	2	0	0	0	0	0	4	27
22:30	13	3	0	0	0	0	1	0	17	15	7	1	0	1	0	1	0	25
22:45	11	5	0	0	0	0	0	2	18	11	4	0	0	0	0	0	1	16
Hour	58	22	3	0	0	0	2	4	89	54	16	1	0	1	0	1	5	78
23:00	13	8	0	0	0	0	0	0	21	7	6	1	0	0	0	0	3	17
23:15	9	4	1	0	0	0	0	1	15	13	4	1	0	0	0	0	1	19
23:30	5	2	0	0	0	0	1	0	8	4	4	1	0	0	0	0	0	9
23:45	8	5	1	0	0	0	3	1	18	1	3	0	0	0	0	0	0	4
Hour	35	19	2	0	0	0	4	2	62	25	17	3	0	0	0	0	4	49
Total	1661	198	211	25	0	5	69	307	2476	1584	202	218	24	1	13	60	272	2374

Site No. 1
Location South Docks Road / Ringsend Road / South Lotts Road / Bridge Street
Date 04 April 2017

Time	To Arm D - Bridge Street								Veh. Total	From Arm D - Bridge Street								Veh. Total
	CAR	TAXI	LGV	HGV	Dbus	Obus	M/C	P/C		CAR	TAXI	LGV	HGV	Dbus	Obus	M/C	P/C	
12:00	68	8	12	5	1	0	4	6	104	79	17	15	9	2	0	2	5	129
12:15	70	9	12	6	1	0	3	4	105	68	12	27	7	0	1	3	7	125
12:30	99	15	19	5	1	0	3	10	152	65	9	22	9	1	0	1	7	114
12:45	82	10	10	1	0	1	0	9	113	67	15	18	1	1	0	2	8	112
Hour	319	42	53	17	3	1	10	29	474	279	53	82	26	4	1	8	27	480
13:00	84	6	13	5	2	0	2	7	119	84	9	18	8	1	1	1	11	133
13:15	74	6	8	3	1	1	1	5	99	72	11	6	5	0	0	1	11	106
13:30	72	15	14	3	1	0	4	4	113	92	16	16	4	2	2	1	12	145
13:45	92	10	16	4	0	1	1	6	130	75	19	12	3	1	1	1	8	120
Hour	322	37	51	15	4	2	8	22	461	323	55	52	20	4	4	4	42	504
14:00	82	12	13	5	1	0	2	16	131	68	9	14	6	1	0	2	5	105
14:15	80	8	21	1	4	0	0	7	121	84	14	15	5	1	3	1	8	131
14:30	80	12	9	1	2	0	1	10	115	105	13	18	4	1	0	4	8	153
14:45	74	11	21	2	1	1	1	3	114	91	8	15	5	2	0	1	7	129
Hour	316	43	64	9	8	1	4	36	481	348	44	62	20	5	3	8	28	518
15:00	68	16	12	6	0	0	2	5	109	95	9	11	3	2	4	1	8	133
15:15	95	17	13	2	2	0	1	4	134	83	14	15	4	0	2	2	4	124
15:30	93	11	21	6	1	0	0	5	137	74	10	12	4	1	1	1	3	106
15:45	96	16	13	1	0	2	3	8	139	91	16	17	3	1	0	4	11	143
Hour	352	60	59	15	3	2	6	22	519	343	49	55	14	4	7	8	26	506
16:00	80	10	15	4	3	0	3	11	126	93	8	14	4	2	1	5	12	139
16:15	113	6	18	7	1	0	2	14	161	907	15	21	3	1	1	4	8	960
16:30	103	9	19	1	1	0	1	13	147	98	10	14	0	0	0	2	12	136
16:45	115	11	17	2	1	0	2	11	159	88	9	8	3	1	0	0	9	118
Hour	411	36	69	14	6	0	8	49	593	1186	42	57	10	4	2	11	41	1353
17:00	114	8	3	4	2	0	6	26	163	71	9	12	3	2	0	3	8	108
17:15	139	13	14	3	1	0	4	31	205	82	13	12	0	1	0	7	22	137
17:30	140	7	13	2	3	0	2	28	195	72	11	10	0	1	0	4	19	117
17:45	157	6	9	1	2	0	3	39	217	77	6	13	1	1	0	1	28	127
Hour	550	34	39	10	8	0	15	124	780	302	39	47	4	5	0	15	77	489
18:00	137	6	7	0	1	0	3	44	198	96	14	8	0	3	0	3	20	144
18:15	145	7	6	1	1	0	3	42	205	98	6	8	2	0	0	3	15	132
18:30	119	10	9	1	0	0	3	32	174	90	15	5	3	1	0	2	12	128
18:45	116	10	4	1	2	0	4	25	162	93	10	6	3	0	0	1	19	132
Hour	517	33	26	3	4	0	13	143	739	377	45	27	8	4	0	9	66	536
19:00	139	14	4	1	1	0	7	20	186	92	16	6	0	3	0	2	12	131
19:15	127	10	8	0	1	0	4	20	170	76	9	4	0	0	2	6	13	110
19:30	109	9	6	0	3	0	2	18	147	75	13	6	0	2	0	0	9	105
19:45	108	18	3	0	0	0	2	11	142	88	13	11	1	1	0	0	13	127
Hour	483	51	21	1	5	0	15	69	645	331	51	27	1	6	2	8	47	473
20:00	75	13	6	0	0	0	0	13	107	102	13	3	0	1	0	2	21	142
20:15	79	6	4	0	0	0	4	8	101	85	12	5	0	1	0	2	18	123
20:30	73	7	3	1	2	0	0	11	97	68	10	4	0	1	0	3	12	98
20:45	88	6	7	1	0	0	1	9	112	68	0	6	1	0	0	0	5	80
Hour	315	32	20	2	2	0	5	41	417	323	35	18	1	3	0	7	56	443
21:00	65	4	4	0	0	0	0	5	78	79	9	4	0	2	0	0	7	101
21:15	69	3	0	0	0	0	3	7	82	76	6	2	0	0	1	0	8	93
21:30	52	2	0	0	0	1	2	8	65	48	4	1	0	1	0	2	4	60
21:45	61	7	3	0	0	0	1	7	79	55	11	3	0	0	0	1	4	74
Hour	247	16	7	0	0	1	6	27	304	258	30	10	0	3	1	3	23	328
22:00	52	8	2	0	1	0	0	3	66	54	7	3	0	1	0	0	6	71
22:15	45	4	0	0	1	0	0	3	53	32	9	1	1	1	0	1	3	48
22:30	60	10	1	0	2	1	0	8	82	33	9	2	0	1	0	1	3	49
22:45	39	12	0	0	1	0	0	3	55	27	11	0	0	0	0	0	3	41
Hour	196	34	3	0	5	1	0	17	256	146	36	6	1	3	0	2	15	209
23:00	23	14	2	0	0	0	0	4	43	27	8	3	0	2	0	4	1	45
23:15	24	10	1	0	0	0	0	1	36	23	10	1	0	0	0	0	2	36
23:30	17	12	1	0	2	0	0	2	34	12	4	3	0	1	0	0	2	22
23:45	15	10	1	0	0	0	0	1	27	10	10	2	0	1	0	0	0	23
Hour	79	46	5	0	2	0	0	8	140	72	32	9	0	4	0	4	5	126
Total	4107	464	417	86	50	8	90	587	5809	4288	511	452	105	49	20	87	453	5965

Site No. 2
Location R131(N) / R801 / R131(S)
Date 04 April 2017

Time	A to C - R131(N) to R131(S)								Veh. Total	A to B - R131(N) to R801								Veh. Total
	CAR	TAXI	LGV	HGV	Dbus	Obus	M/C	P/C		CAR	TAXI	LGV	HGV	Dbus	Obus	M/C	P/C	
00:00	16	1	3	1	0	0	1	0	22	12	3	3	3	1	1	2	0	25
00:15	13	1	0	1	0	0	1	0	16	20	4	4	0	3	1	0	0	32
00:30	10	1	3	0	0	0	0	1	15	4	1	1	0	1	2	0	0	9
00:45	10	3	0	0	0	0	0	0	13	4	4	1	1	1	2	0	0	13
Hour	0	6	6	2	0	0	2	1	66	40	12	9	4	6	6	2	0	79
01:00	12	1	0	1	0	0	0	0	14	7	2	0	1	0	0	0	0	10
01:15	3	4	0	0	0	0	0	0	7	3	1	2	2	0	1	0	0	9
01:30	6	1	0	0	0	0	0	0	7	5	1	0	0	0	0	0	0	6
01:45	0	0	2	0	0	1	0	0	3	1	3	0	0	0	0	0	1	5
Hour	0	6	2	1	0	1	0	0	31	16	7	2	3	0	1	0	1	30
02:00	2	1	0	0	0	0	0	1	4	2	1	0	1	0	0	0	0	4
02:15	1	0	0	1	0	1	1	0	4	2	0	0	1	0	0	0	0	3
02:30	2	0	0	0	0	0	0	1	3	0	0	0	2	0	0	0	0	2
02:45	0	0	0	0	0	0	0	0	0	0	1	0	0	0	1	0	0	2
Hour	0	1	0	1	0	1	1	2	11	4	2	0	4	0	1	0	0	11
03:00	0	0	0	0	0	0	0	0	0	0	0	0	3	0	0	0	0	3
03:15	0	0	2	1	0	0	0	0	3	0	0	0	1	0	0	0	0	1
03:30	0	0	0	0	0	0	1	0	1	0	0	0	2	0	0	0	0	2
03:45	0	0	2	0	0	0	0	0	2	1	0	0	2	0	1	0	0	4
Hour	0	0	4	1	0	0	1	0	6	1	0	0	8	0	1	0	0	10
04:00	0	1	0	0	0	0	0	0	1	1	0	0	4	0	0	0	0	5
04:15	0	0	0	1	0	0	0	1	2	1	1	0	1	0	1	0	0	4
04:30	2	1	0	0	0	0	0	0	3	1	0	1	5	0	0	0	0	7
04:45	4	0	0	0	0	1	0	0	5	1	2	2	6	0	1	0	0	12
Hour	0	2	0	1	0	1	0	1	11	4	3	3	16	0	2	0	0	28
05:00	1	3	1	0	0	0	0	0	5	2	1	1	4	0	0	0	0	8
05:15	9	0	1	2	0	1	0	0	13	4	2	5	9	0	1	0	0	21
05:30	9	0	4	2	0	0	1	0	16	7	1	1	13	0	0	0	0	22
05:45	19	2	1	8	0	0	2	2	34	8	0	0	11	0	2	0	0	21
Hour	0	5	7	12	0	1	3	2	68	21	4	7	37	0	3	0	0	72
06:00	16	1	3	14	0	0	0	1	35	21	1	6	13	2	1	0	0	44
06:15	35	1	10	18	1	0	0	5	70	27	3	7	18	2	7	0	1	65
06:30	71	5	10	32	0	0	2	9	129	18	3	2	16	2	10	0	0	51
06:45	123	2	17	34	0	0	2	8	186	16	1	14	14	3	6	0	0	54
Hour	0	9	40	98	1	0	4	23	420	82	8	29	61	9	24	0	1	214
07:00	166	2	45	30	1	1	4	11	260	34	2	13	18	2	4	0	1	74
07:15	149	0	38	26	0	1	2	24	240	33	3	9	17	3	6	0	1	72
07:30	183	0	44	23	0	0	9	32	291	34	1	7	14	3	9	0	0	68
07:45	167	0	29	32	0	0	7	26	261	46	2	5	14	6	10	0	0	83
Hour	0	2	156	111	1	2	22	93	1052	147	8	34	63	14	29	0	2	297
08:00	199	7	31	18	0	0	8	18	281	54	1	9	11	8	7	0	0	90
08:15	176	19	21	20	0	0	7	36	279	26	3	3	9	8	15	1	2	67
08:30	191	12	26	24	0	0	15	39	307	27	6	5	12	4	8	0	1	63
08:45	177	11	29	17	0	0	5	23	262	27	9	7	12	3	10	1	2	71
Hour	0	49	107	79	0	0	35	116	1129	134	19	24	44	23	40	2	5	291
09:00	184	7	18	23	0	2	6	11	251	30	4	9	7	4	2	0	1	57
09:15	130	7	8	12	0	3	4	7	171	28	6	5	4	0	4	0	0	47
09:30	174	6	24	28	0	0	6	11	249	41	4	8	15	5	12	0	0	85
09:45	123	8	24	13	0	0	1	4	173	21	9	4	12	2	7	0	2	57
Hour	0	28	74	76	0	5	17	33	844	120	23	26	38	11	25	0	3	246
10:00	114	6	29	23	0	1	0	1	174	44	2	6	6	5	4	0	0	67
10:15	117	7	19	21	0	0	3	3	170	39	4	8	5	2	9	0	0	67
10:30	119	10	23	19	0	2	0	2	175	32	5	5	9	3	5	0	1	60
10:45	83	7	23	26	0	1	1	3	144	48	6	8	11	3	7	0	0	83
Hour	0	30	94	89	0	4	4	9	663	163	17	27	31	13	25	0	1	277
11:00	78	5	16	22	0	2	1	1	125	33	9	10	14	2	4	0	1	73
11:15	74	3	23	18	0	0	2	4	124	32	9	6	7	2	4	1	0	61
11:30	67	3	15	13	0	0	1	4	103	27	1	4	3	1	3	0	0	39
11:45	91	2	22	26	0	1	0	1	143	48	9	7	11	4	7	0	0	86
Hour	310	13	76	79	0	3	4	10	495	140	28	27	35	9	18	1	1	259
Total	310	151	566	550	2	18	93	290	4796	872	131	188	344	85	175	5	14	1814

Site No. 2
Location R131(N) / R801 / R131(S)
Date 04 April 2017

Time	A to A - R131(N) to R131(N)								Veh. Total	B to A - R801 to R131(N)								Veh. Total
	CAR	TAXI	LGV	HGV	Dbus	Obus	M/C	P/C		CAR	TAXI	LGV	HGV	Dbus	Obus	M/C	P/C	
00:00	1	0	0	0	0	0	0	0	1	12	4	2	3	1	0	0	0	22
00:15	0	0	0	1	0	0	0	0	1	8	3	2	3	0	1	0	0	17
00:30	1	0	0	0	0	0	0	0	1	7	2	1	1	0	1	0	0	12
00:45	0	0	0	0	0	0	0	0	0	8	3	1	2	0	1	0	0	15
Hour	2	0	0	1	0	0	0	0	3	35	12	6	9	1	3	0	0	66
01:00	0	0	0	0	0	0	0	0	0	9	0	1	4	0	0	0	0	14
01:15	0	0	0	0	0	0	0	0	0	6	2	0	1	0	1	0	0	10
01:30	0	0	0	0	0	0	0	0	0	3	0	0	1	0	3	0	0	7
01:45	0	0	0	0	0	0	0	0	0	2	0	0	0	0	2	0	0	4
Hour	0	0	0	0	0	0	0	0	0	20	2	1	6	0	6	0	0	35
02:00	0	0	0	0	0	0	0	0	0	0	1	0	1	0	0	0	0	2
02:15	0	0	0	0	0	0	0	0	0	1	0	0	2	0	1	0	0	4
02:30	0	0	0	0	0	0	0	0	0	3	0	0	0	0	0	0	0	3
02:45	0	0	0	1	0	0	0	0	1	1	0	0	1	0	1	0	0	3
Hour	0	0	0	1	0	0	0	0	1	5	1	0	4	0	2	0	0	12
03:00	0	0	0	0	0	0	0	0	0	0	0	0	0	0	1	0	0	1
03:15	0	0	0	0	0	0	0	0	0	0	0	1	0	0	1	0	0	2
03:30	0	0	0	0	0	0	0	0	0	4	0	0	0	0	0	0	0	4
03:45	0	0	0	0	0	0	0	0	0	3	0	0	5	0	3	1	0	12
Hour	0	0	0	0	0	0	0	0	0	7	0	1	5	0	5	1	0	19
04:00	0	0	0	0	0	0	0	0	0	0	0	0	2	0	0	0	0	2
04:15	0	0	0	0	0	0	0	0	0	10	0	0	7	0	1	0	0	18
04:30	0	0	0	1	0	0	0	0	1	11	2	1	4	0	2	0	0	20
04:45	1	0	0	0	0	0	0	0	1	8	1	4	2	0	1	0	0	16
Hour	1	0	0	1	0	0	0	0	2	29	3	5	15	0	4	0	0	56
05:00	0	0	0	1	0	0	0	0	1	7	2	4	8	1	0	1	0	23
05:15	4	0	1	5	0	0	0	0	10	15	1	2	10	3	1	0	0	32
05:30	0	0	0	25	0	0	0	0	25	24	0	5	4	1	3	0	0	37
05:45	2	1	0	6	0	0	0	0	9	38	1	2	11	1	1	1	0	55
Hour	6	1	1	37	0	0	0	0	45	84	4	13	33	6	5	2	0	147
06:00	2	0	2	6	0	0	0	0	10	28	1	5	13	1	2	0	0	50
06:15	0	0	1	13	0	0	0	0	14	41	2	5	12	2	3	0	1	66
06:30	1	0	1	9	0	0	0	0	11	57	5	8	8	2	3	1	1	85
06:45	3	0	0	9	0	0	0	0	12	51	2	4	7	3	3	3	1	74
Hour	6	0	4	37	0	0	0	0	47	177	10	22	40	8	11	4	3	275
07:00	1	0	0	11	0	0	0	0	12	48	1	4	5	1	7	0	2	68
07:15	4	0	1	9	0	0	0	0	14	36	3	5	9	6	5	0	4	68
07:30	6	0	1	15	0	0	0	0	22	34	7	7	9	5	5	1	1	69
07:45	4	0	1	6	0	0	0	0	11	43	2	6	12	2	4	1	0	70
Hour	15	0	3	41	0	0	0	0	59	161	13	22	35	14	21	2	7	275
08:00	3	1	0	7	0	0	0	0	11	51	2	4	8	7	6	1	0	79
08:15	4	1	0	4	0	0	0	0	9	36	3	5	4	4	8	1	4	65
08:30	6	0	2	4	0	0	0	0	12	32	4	2	5	5	6	2	2	58
08:45	5	0	0	6	0	0	0	0	11	30	3	1	9	5	9	3	0	60
Hour	18	2	2	21	0	0	0	0	43	149	12	12	26	21	29	7	6	262
09:00	0	0	0	3	0	0	0	0	3	32	5	5	8	7	12	0	1	70
09:15	1	0	0	4	0	0	0	0	5	21	4	5	3	6	11	1	3	54
09:30	1	1	1	5	0	0	0	0	8	22	1	8	8	8	8	1	1	57
09:45	0	1	3	5	0	0	0	0	9	16	7	5	4	6	7	1	0	46
Hour	2	2	4	17	0	0	0	0	25	91	17	23	23	27	38	3	5	227
10:00	1	1	2	2	0	0	0	0	6	18	2	5	9	4	10	2	0	50
10:15	2	0	0	6	0	0	0	0	8	22	3	8	10	6	2	1	0	52
10:30	2	0	1	6	0	0	0	0	9	26	4	4	9	7	3	0	0	53
10:45	1	0	1	4	0	0	0	0	6	26	8	8	16	5	7	0	0	70
Hour	6	1	4	18	0	0	0	0	29	92	17	25	44	22	22	3	0	225
11:00	0	0	1	7	0	0	0	0	8	25	4	7	14	2	5	1	1	59
11:15	0	0	1	15	0	0	0	0	16	33	3	8	7	3	6	1	0	61
11:30	2	0	1	8	0	0	0	0	11	31	3	12	10	5	0	0	2	63
11:45	0	0	1	10	0	0	0	0	11	41	6	8	12	4	3	0	0	74
Hour	2	0	4	40	0	0	0	0	46	130	16	35	43	14	14	2	3	257
Total	58	6	22	214	0	0	0	0	300	980	107	165	283	113	160	24	24	1856

Site No. 2
Location R131(N) / R801 / R131(S)
Date 04 April 2017

Time	B to C - R801 to R131(S)								Veh. Total	B to B - R801 to R801								Veh. Total
	CAR	TAXI	LGV	HGV	Dbus	Obus	M/C	P/C		CAR	TAXI	LGV	HGV	Dbus	Obus	M/C	P/C	
00:00	0	0	0	0	0	0	0	0	0	0	1	0	0	0	0	0	0	1
00:15	0	0	0	0	0	0	0	0	0	0	0	0	0	0	0	0	0	0
00:30	1	0	0	0	0	0	0	0	1	0	1	0	0	0	0	0	0	1
00:45	1	0	1	0	0	0	0	0	2	0	0	0	0	0	0	0	0	0
Hour	2	0	1	0	0	0	0	0	3	0	2	0	0	0	0	0	0	2
01:00	0	0	0	0	0	0	0	0	0	0	0	0	0	0	0	0	0	0
01:15	0	0	0	0	0	0	0	0	0	0	0	1	0	0	0	0	0	1
01:30	0	0	0	0	0	0	0	0	0	0	0	0	0	0	0	0	0	0
01:45	0	0	0	0	0	0	0	0	0	0	0	0	0	0	0	0	0	0
Hour	0	0	0	0	0	0	0	0	0	0	0	1	0	0	0	0	0	1
02:00	0	0	0	0	0	0	0	0	0	0	1	0	0	0	0	0	0	1
02:15	0	0	0	0	0	0	0	0	0	0	0	0	0	0	0	0	0	0
02:30	0	0	0	0	0	0	0	0	0	0	0	0	0	0	0	0	0	0
02:45	0	0	0	0	0	0	0	0	0	0	0	0	0	0	0	0	0	0
Hour	0	0	0	0	0	0	0	0	0	0	1	0	0	0	0	0	0	1
03:00	0	0	0	0	0	0	0	0	0	0	0	0	0	0	0	0	0	0
03:15	0	0	0	0	0	0	0	0	0	0	0	0	0	0	0	0	0	0
03:30	1	0	0	0	0	0	0	0	1	0	0	0	0	0	0	0	0	0
03:45	0	0	0	2	0	0	0	0	2	0	0	0	0	0	0	0	0	0
Hour	1	0	0	2	0	0	0	0	3	0	0	0	0	0	0	0	0	0
04:00	1	0	0	0	0	0	0	0	1	0	0	0	0	0	0	0	0	0
04:15	0	0	0	0	0	0	0	0	0	0	0	0	0	0	0	0	0	0
04:30	1	0	0	0	0	0	0	0	1	0	0	0	0	0	0	0	0	0
04:45	0	0	0	0	0	0	0	0	0	1	0	0	0	0	0	0	0	1
Hour	2	0	0	0	0	0	0	0	2	1	0	0	0	0	0	0	0	1
05:00	0	0	0	0	0	0	0	0	0	0	0	0	1	0	0	0	0	1
05:15	0	0	1	1	0	0	0	0	2	0	0	0	0	0	0	0	0	0
05:30	1	0	0	1	0	0	0	0	2	0	0	0	0	0	0	0	0	0
05:45	1	0	0	1	0	0	0	1	3	0	0	0	0	0	0	0	0	0
Hour	2	0	1	3	0	0	0	1	7	0	0	0	1	0	0	0	0	1
06:00	1	0	0	0	0	0	0	0	1	0	0	0	0	0	0	0	0	0
06:15	3	0	1	1	1	1	1	2	10	0	0	0	0	0	0	0	0	0
06:30	13	0	1	2	0	0	2	0	18	0	0	0	0	0	0	0	0	0
06:45	19	0	9	2	0	0	1	0	31	0	0	0	0	0	0	0	0	0
Hour	36	0	11	5	1	1	4	2	60	0	0	0	0	0	0	0	0	0
07:00	26	1	5	1	0	0	2	4	39	0	0	0	0	0	0	0	0	0
07:15	40	0	3	1	0	1	0	1	46	0	0	0	0	0	0	0	0	0
07:30	39	0	4	2	0	0	0	6	51	0	0	0	0	0	0	0	0	0
07:45	36	0	4	0	0	0	2	3	45	0	0	0	0	0	0	0	0	0
Hour	141	1	16	4	0	1	4	14	181	0	0	0	0	0	0	0	0	0
08:00	33	3	3	1	0	1	1	2	44	0	0	0	0	0	0	0	0	0
08:15	37	0	3	1	0	1	4	3	49	0	0	0	0	0	0	0	0	0
08:30	25	2	3	1	0	0	1	6	38	0	0	0	0	0	0	0	0	0
08:45	12	0	2	2	0	1	2	5	24	0	0	0	0	0	0	0	0	0
Hour	107	5	11	5	0	3	8	16	155	0	0	0	0	0	0	0	0	0
09:00	17	1	1	1	0	0	0	0	20	0	1	0	0	0	0	0	0	1
09:15	18	2	3	5	0	1	0	1	30	0	0	0	0	0	1	0	0	1
09:30	16	0	4	5	0	0	0	1	26	0	0	0	0	0	0	0	0	0
09:45	10	2	6	1	0	0	1	1	21	0	0	1	0	0	0	0	0	1
Hour	61	5	14	12	0	1	1	3	97	0	1	1	0	0	1	0	0	3
10:00	6	0	5	0	0	0	1	1	13	0	0	0	0	0	0	0	0	0
10:15	7	0	6	2	0	0	1	0	16	0	0	0	0	0	0	0	0	0
10:30	18	1	5	4	0	0	1	2	31	0	0	0	0	0	0	0	0	0
10:45	11	0	1	0	0	0	1	1	14	0	1	0	0	0	0	0	0	1
Hour	42	1	17	6	0	0	4	4	74	0	1	0	0	0	0	0	0	1
11:00	6	0	3	2	0	0	1	1	13	1	0	0	0	0	0	0	0	1
11:15	6	1	5	6	0	1	1	1	21	0	2	0	0	0	1	0	0	3
11:30	11	1	2	1	0	0	0	2	17	0	0	0	1	0	0	0	0	1
11:45	10	0	5	5	0	0	1	1	22	0	0	0	0	0	0	0	0	0
Hour	33	2	15	14	0	1	3	5	73	1	2	0	1	0	1	0	0	5
Total	427	14	86	51	1	7	24	45	655	2	7	2	2	0	2	0	0	15

Site No. 2
Location R131(N) / R801 / R131(S)
Date 04 April 2017

Time	C to B - R131(S) to R801								Veh. Total	C to A - R131(S) to R131(N)								Veh. Total
	CAR	TAXI	LGV	HGV	Dbus	Obus	M/C	P/C		CAR	TAXI	LGV	HGV	Dbus	Obus	M/C	P/C	
00:00	0	0	0	0	0	0	0	0	0	7	2	0	0	1	0	0	1	11
00:15	2	0	0	0	0	0	0	0	2	1	2	1	0	0	0	0	0	4
00:30	0	0	0	0	0	0	0	0	0	2	0	0	0	0	0	0	0	2
00:45	2	0	0	0	0	0	0	0	2	2	0	1	0	0	0	0	1	4
Hour	4	0	0	0	0	0	0	0	4	12	4	2	0	1	0	0	2	21
01:00	0	0	0	0	0	0	0	0	0	2	1	0	1	0	0	0	0	4
01:15	0	0	0	0	0	0	0	0	0	4	0	0	1	0	0	0	0	5
01:30	0	0	0	0	0	0	0	0	0	1	3	0	1	0	0	0	1	6
01:45	0	0	0	0	0	0	0	0	0	3	1	0	1	0	0	0	0	5
Hour	0	0	0	0	0	0	0	0	0	10	5	0	4	0	0	0	1	20
02:00	0	0	0	0	0	0	0	0	0	1	0	1	0	0	0	0	0	2
02:15	0	0	0	0	0	0	0	0	0	0	0	1	0	0	0	0	0	1
02:30	0	0	0	0	0	0	0	0	0	1	0	0	0	0	0	0	0	1
02:45	0	0	0	0	0	0	0	0	0	0	0	0	1	0	0	0	0	1
Hour	0	0	0	0	0	0	0	0	0	2	0	2	1	0	0	0	0	5
03:00	1	0	0	0	0	0	0	0	1	0	0	0	0	0	0	0	0	0
03:15	0	0	0	0	0	0	0	0	0	2	0	0	0	0	0	0	0	2
03:30	0	0	0	0	0	0	0	0	0	0	2	0	0	0	0	0	1	3
03:45	0	0	0	0	0	0	0	0	0	1	0	0	2	0	0	1	0	4
Hour	1	0	0	0	0	0	0	0	1	3	2	0	2	0	0	1	1	9
04:00	0	0	0	0	0	0	0	0	0	6	3	0	0	0	0	0	0	9
04:15	0	0	0	0	0	0	0	1	1	6	7	0	3	0	1	0	0	17
04:30	0	1	0	0	0	0	0	0	1	11	3	1	3	0	0	0	0	18
04:45	0	0	0	0	0	0	0	0	0	15	10	3	0	0	0	0	0	28
Hour	0	1	0	0	0	0	0	1	2	38	23	4	6	0	1	0	0	72
05:00	0	0	0	0	0	0	0	1	1	19	8	1	0	0	0	0	0	28
05:15	0	1	0	0	0	0	0	0	1	22	10	0	4	0	0	0	1	37
05:30	2	0	0	0	0	0	0	0	2	19	9	1	2	0	0	0	0	31
05:45	1	0	1	1	0	0	0	0	3	17	13	0	2	0	0	3	2	37
Hour	3	1	1	1	0	0	0	1	7	77	40	2	8	0	0	3	3	133
06:00	2	0	0	1	0	0	0	3	6	30	10	1	9	0	0	0	1	51
06:15	4	0	1	0	0	0	0	2	7	34	9	3	6	0	0	2	3	57
06:30	5	0	0	0	0	0	1	6	12	38	5	4	14	0	1	3	4	69
06:45	5	0	1	0	0	0	1	2	9	60	7	5	20	0	0	1	2	95
Hour	16	0	2	1	0	0	2	13	34	162	31	13	49	0	1	6	10	272
07:00	11	0	2	0	0	0	0	4	17	84	18	7	11	0	0	2	5	127
07:15	8	0	2	0	0	0	0	2	12	105	12	9	16	1	0	3	9	155
07:30	10	0	0	2	0	0	1	8	21	120	3	5	21	0	1	3	20	173
07:45	8	0	1	1	0	0	1	2	13	140	8	13	24	0	0	3	26	214
Hour	37	0	5	3	0	0	2	16	63	449	41	34	72	1	1	11	60	669
08:00	15	0	1	1	0	0	0	2	19	137	9	5	16	0	1	0	13	181
08:15	6	0	0	1	0	0	1	8	16	97	4	6	21	0	0	8	23	159
08:30	9	1	0	0	0	0	0	10	20	128	9	8	23	0	1	8	33	210
08:45	14	1	2	0	0	0	1	9	27	159	13	8	24	0	1	8	27	240
Hour	44	2	3	2	0	0	2	29	82	521	35	27	84	0	3	24	96	790
09:00	13	1	1	0	0	1	2	6	24	118	12	21	15	4	2	4	16	192
09:15	14	0	0	5	0	0	2	2	23	111	15	13	20	1	2	2	9	173
09:30	15	0	2	1	0	1	3	3	25	82	5	9	16	5	1	1	6	125
09:45	14	1	0	0	0	0	0	3	18	118	7	15	17	5	0	3	5	170
Hour	56	2	3	6	0	2	7	14	90	429	39	58	68	15	5	10	36	660
10:00	10	0	2	0	0	0	2	4	18	86	10	9	15	2	1	2	3	128
10:15	9	3	0	4	0	0	2	1	19	69	5	12	11	1	0	1	2	101
10:30	6	1	0	6	0	0	0	0	13	101	4	20	16	2	2	1	0	146
10:45	2	0	3	0	0	0	0	3	8	89	9	9	23	1	0	0	0	131
Hour	27	4	5	10	0	0	4	8	58	345	28	50	65	6	3	4	5	506
11:00	4	0	1	1	0	0	0	2	8	74	5	19	18	0	0	2	0	118
11:15	5	0	1	0	0	1	0	1	8	56	5	15	20	0	0	0	3	99
11:30	8	1	1	0	0	0	0	0	10	77	6	22	23	0	0	0	5	133
11:45	2	0	2	1	0	0	0	0	5	82	4	15	25	0	0	2	2	130
Hour	19	1	5	2	0	1	0	3	31	289	20	71	86	0	0	4	10	480
Total	207	11	24	25	0	3	17	85	372	2337	268	263	445	23	14	63	224	3637

Site No. 2
Location R131(N) / R801 / R131(S)
Date 04 April 2017

Time	C to C - R131(S) to R131(S)								Veh. Total
	CAR	TAXI	LGV	HGV	Dbus	Obus	M/C	P/C	
00:00	0	0	0	0	0	0	0	0	0
00:15	0	0	0	0	0	0	0	0	0
00:30	0	0	0	0	0	0	0	0	0
00:45	0	0	0	0	0	0	0	0	0
Hour	0	0	0	0	0	0	0	0	0
01:00	0	0	0	0	0	0	0	0	0
01:15	0	0	0	0	0	0	0	0	0
01:30	0	0	0	0	0	0	0	0	0
01:45	0	0	0	0	0	0	0	0	0
Hour	0	0	0	0	0	0	0	0	0
02:00	0	0	0	0	0	0	0	0	0
02:15	0	0	0	0	0	0	0	0	0
02:30	0	0	0	0	0	0	0	0	0
02:45	0	0	0	0	0	0	0	0	0
Hour	0	0	0	0	0	0	0	0	0
03:00	0	0	0	0	0	0	0	0	0
03:15	0	0	0	0	0	0	0	0	0
03:30	0	0	0	0	0	0	0	0	0
03:45	0	0	0	0	0	0	0	0	0
Hour	0	0	0	0	0	0	0	0	0
04:00	0	0	0	0	0	0	0	0	0
04:15	0	0	0	0	0	0	0	0	0
04:30	0	0	0	0	0	0	0	0	0
04:45	0	0	0	0	0	0	0	0	0
Hour	0	0	0	0	0	0	0	0	0
05:00	0	0	0	0	0	0	0	0	0
05:15	0	0	0	0	0	0	0	0	0
05:30	0	0	0	0	0	0	0	0	0
05:45	0	0	0	0	0	0	0	0	0
Hour	0	0	0	0	0	0	0	0	0
06:00	0	0	0	0	0	0	0	0	0
06:15	0	0	0	0	0	0	0	0	0
06:30	0	0	0	0	0	0	0	0	0
06:45	0	0	0	0	0	0	0	0	0
Hour	0	0	0	0	0	0	0	0	0
07:00	0	0	0	0	0	0	0	0	0
07:15	0	0	0	0	0	0	0	0	0
07:30	0	0	0	0	0	0	0	0	0
07:45	0	0	0	0	0	0	0	0	0
Hour	0	0	0	0	0	0	0	0	0
08:00	0	0	0	0	0	0	0	0	0
08:15	0	0	0	0	0	0	0	0	0
08:30	0	0	0	0	0	0	0	0	0
08:45	0	0	0	0	0	0	0	0	0
Hour	0	0	0	0	0	0	0	0	0
09:00	0	0	0	0	0	0	0	0	0
09:15	0	0	0	0	0	0	0	0	0
09:30	0	0	0	0	0	0	0	0	0
09:45	0	0	0	0	0	0	0	0	0
Hour	0	0	0	0	0	0	0	0	0
10:00	0	0	0	0	0	0	0	0	0
10:15	0	0	0	0	0	0	0	0	0
10:30	0	0	0	0	0	0	0	0	0
10:45	0	0	0	0	0	0	0	0	0
Hour	0	0	0	0	0	0	0	0	0
11:00	0	0	0	0	0	0	0	0	0
11:15	0	0	0	0	0	0	0	0	0
11:30	0	0	0	0	0	0	0	0	0
11:45	0	0	0	0	0	0	0	0	0
Hour	0	0	0	0	0	0	0	0	0
Total	0	0	0	0	0	0	0	0	0

Site No. 2
Location R131(N) / R801 / R131(S)
Date 04 April 2017

Time	To Arm A - R131(N)								Veh. Total	From Arm A - R131(N)								Veh. Total
	CAR	TAXI	LGV	HGV	Dbus	Obus	M/C	P/C		CAR	TAXI	LGV	HGV	Dbus	Obus	M/C	P/C	
00:00	20	6	2	3	2	0	0	1	34	29	4	6	4	1	1	3	0	48
00:15	9	5	3	4	0	1	0	0	22	33	5	4	2	3	1	1	0	49
00:30	10	2	1	1	0	1	0	0	15	15	2	4	0	1	2	0	1	25
00:45	10	3	2	2	0	1	0	1	19	14	7	1	1	1	2	0	0	26
Hour	49	16	8	10	2	3	0	2	90	91	18	15	7	6	6	4	1	148
01:00	11	1	1	5	0	0	0	0	18	19	3	0	2	0	0	0	0	24
01:15	10	2	0	2	0	1	0	0	15	6	5	2	2	0	1	0	0	16
01:30	4	3	0	2	0	3	0	1	13	11	2	0	0	0	0	0	0	13
01:45	5	1	0	1	0	2	0	0	9	1	3	2	0	0	1	0	1	8
Hour	30	7	1	10	0	6	0	1	55	37	13	4	4	0	2	0	1	61
02:00	1	1	1	1	0	0	0	0	4	4	2	0	1	0	0	0	1	8
02:15	1	0	1	2	0	1	0	0	5	3	0	0	2	0	1	1	0	7
02:30	4	0	0	0	0	0	0	0	4	2	0	0	2	0	0	0	1	5
02:45	1	0	0	3	0	1	0	0	5	0	1	0	1	0	1	0	0	3
Hour	7	1	2	6	0	2	0	0	18	9	3	0	6	0	2	1	2	23
03:00	0	0	0	0	0	1	0	0	1	0	0	0	3	0	0	0	0	3
03:15	2	0	1	0	0	1	0	0	4	0	0	2	2	0	0	0	0	4
03:30	4	2	0	0	0	0	0	1	7	0	0	0	2	0	0	1	0	3
03:45	4	0	0	7	0	3	2	0	16	1	0	2	2	0	1	0	0	6
Hour	10	2	1	7	0	5	2	1	28	1	0	4	9	0	1	1	0	16
04:00	6	3	0	2	0	0	0	0	11	1	1	0	4	0	0	0	0	6
04:15	16	7	0	10	0	2	0	0	35	1	1	0	2	0	1	0	1	6
04:30	22	5	2	8	0	2	0	0	39	3	1	1	6	0	0	0	0	11
04:45	24	11	7	2	0	1	0	0	45	6	2	2	6	0	2	0	0	18
Hour	68	26	9	22	0	5	0	0	130	11	5	3	18	0	3	0	1	41
05:00	26	10	5	9	1	0	1	0	52	3	4	2	5	0	0	0	0	14
05:15	41	11	3	19	3	1	0	1	79	17	2	7	16	0	2	0	0	44
05:30	43	9	6	31	1	3	0	0	93	16	1	5	40	0	0	1	0	63
05:45	57	15	2	19	1	1	4	2	101	29	3	1	25	0	2	2	2	64
Hour	167	45	16	78	6	5	5	3	325	65	10	15	86	0	4	3	2	185
06:00	60	11	8	28	1	2	0	1	111	39	2	11	33	2	1	0	1	89
06:15	75	11	9	31	2	3	2	4	137	62	4	18	49	3	7	0	6	149
06:30	96	10	13	31	2	4	4	5	165	90	8	13	57	2	10	2	9	191
06:45	114	9	9	36	3	3	4	3	181	142	3	31	57	3	6	2	8	252
Hour	345	41	39	126	8	12	10	13	594	333	17	73	196	10	24	4	24	681
07:00	133	19	11	27	1	7	2	7	207	201	4	58	59	3	5	4	12	346
07:15	145	15	15	34	7	5	3	13	237	186	3	48	52	3	7	2	25	326
07:30	160	10	13	45	5	6	4	21	264	223	1	52	52	3	9	9	32	381
07:45	187	10	20	42	2	4	4	26	295	217	2	35	52	6	10	7	26	355
Hour	625	54	59	148	15	22	13	67	1003	827	10	193	215	15	31	22	95	1408
08:00	191	12	9	31	7	7	1	13	271	256	9	40	36	8	7	8	18	382
08:15	137	8	11	29	4	8	9	27	233	206	23	24	33	8	15	8	38	355
08:30	166	13	12	32	5	7	10	35	280	224	18	33	40	4	8	15	40	382
08:45	194	16	9	39	5	10	11	27	311	209	20	36	35	3	10	6	25	344
Hour	688	49	41	131	21	32	31	102	1095	895	70	133	144	23	40	37	121	1463
09:00	150	17	26	26	11	14	4	17	265	214	11	27	33	4	4	6	12	311
09:15	133	19	18	27	7	13	3	12	232	159	13	13	20	0	7	4	7	223
09:30	105	7	18	29	13	9	2	7	190	216	11	33	48	5	12	6	11	342
09:45	134	15	23	26	11	7	4	5	225	144	18	31	30	2	7	1	6	239
Hour	522	58	85	108	42	43	13	41	912	733	53	104	131	11	30	17	36	1115
10:00	105	13	16	26	6	11	4	3	184	159	9	37	31	5	5	0	1	247
10:15	93	8	20	27	7	2	2	2	161	158	11	27	32	2	9	3	3	245
10:30	129	8	25	31	9	5	1	0	208	153	15	29	34	3	7	0	3	244
10:45	116	17	18	43	6	7	0	0	207	132	13	32	41	3	8	1	3	233
Hour	443	46	79	127	28	25	7	5	760	602	48	125	138	13	29	4	10	969
11:00	99	9	27	39	2	5	3	1	185	111	14	27	43	2	6	1	2	206
11:15	89	8	24	42	3	6	1	3	176	106	12	30	40	2	4	3	4	201
11:30	110	9	35	41	5	0	0	7	207	96	4	20	24	1	3	1	4	153
11:45	123	10	24	47	4	3	2	2	215	139	11	30	47	4	8	0	1	240
Hour	421	36	110	169	14	14	6	13	783	452	41	107	154	9	21	5	11	800
Total	3375	381	450	942	136	174	87	248	5793	4056	288	776	1108	87	193	98	304	6910

Site No. 2
Location R131(N) / R801 / R131(S)
Date 04 April 2017

Time	To Arm B - R801								Veh. Total	From Arm B - R801								Veh. Total
	CAR	TAXI	LGV	HGV	Dbus	Obus	M/C	P/C		CAR	TAXI	LGV	HGV	Dbus	Obus	M/C	P/C	
00:00	12	4	3	3	1	1	2	0	26	12	5	2	3	1	0	0	0	23
00:15	22	4	4	0	3	1	0	0	34	8	3	2	3	0	1	0	0	17
00:30	4	2	1	0	1	2	0	0	10	8	3	1	1	0	1	0	0	14
00:45	6	4	1	1	1	2	0	0	15	9	3	2	2	0	1	0	0	17
Hour	44	14	9	4	6	6	2	0	85	37	14	7	9	1	3	0	0	71
01:00	7	2	0	1	0	0	0	0	10	9	0	1	4	0	0	0	0	14
01:15	3	1	3	2	0	1	0	0	10	6	2	1	1	0	1	0	0	11
01:30	5	1	0	0	0	0	0	0	6	3	0	0	1	0	3	0	0	7
01:45	1	3	0	0	0	0	0	1	5	2	0	0	0	0	2	0	0	4
Hour	16	7	3	3	0	1	0	1	31	20	2	2	6	0	6	0	0	36
02:00	2	2	0	1	0	0	0	0	5	0	2	0	1	0	0	0	0	3
02:15	2	0	0	1	0	0	0	0	3	1	0	0	2	0	1	0	0	4
02:30	0	0	0	2	0	0	0	0	2	3	0	0	0	0	0	0	0	3
02:45	0	1	0	0	0	1	0	0	2	1	0	0	1	0	1	0	0	3
Hour	4	3	0	4	0	1	0	0	12	5	2	0	4	0	2	0	0	13
03:00	1	0	0	3	0	0	0	0	4	0	0	0	0	0	1	0	0	1
03:15	0	0	0	1	0	0	0	0	1	0	0	1	0	0	1	0	0	2
03:30	0	0	0	2	0	0	0	0	2	5	0	0	0	0	0	0	0	5
03:45	1	0	0	2	0	1	0	0	4	3	0	0	7	0	3	1	0	14
Hour	2	0	0	8	0	1	0	0	11	8	0	1	7	0	5	1	0	22
04:00	1	0	0	4	0	0	0	0	5	1	0	0	2	0	0	0	0	3
04:15	1	1	0	1	0	1	0	1	5	10	0	0	7	0	1	0	0	18
04:30	1	1	1	5	0	0	0	0	8	12	2	1	4	0	2	0	0	21
04:45	2	2	2	6	0	1	0	0	13	9	1	4	2	0	1	0	0	17
Hour	5	4	3	16	0	2	0	1	31	32	3	5	15	0	4	0	0	59
05:00	2	1	1	5	0	0	0	1	10	7	2	4	9	1	0	1	0	24
05:15	4	3	5	9	0	1	0	0	22	15	1	3	11	3	1	0	0	34
05:30	9	1	1	13	0	0	0	0	24	25	0	5	5	1	3	0	0	39
05:45	9	0	1	12	0	2	0	0	24	39	1	2	12	1	1	1	1	58
Hour	24	5	8	39	0	3	0	1	80	86	4	14	37	6	5	2	1	155
06:00	23	1	6	14	2	1	0	3	50	29	1	5	13	1	2	0	0	51
06:15	31	3	8	18	2	7	0	3	72	44	2	6	13	3	4	1	3	76
06:30	23	3	2	16	2	10	1	6	63	70	5	9	10	2	3	3	1	103
06:45	21	1	15	14	3	6	1	2	63	70	2	13	9	3	3	4	1	105
Hour	98	8	31	62	9	24	2	14	248	213	10	33	45	9	12	8	5	335
07:00	45	2	15	18	2	4	0	5	91	74	2	9	6	1	7	2	6	107
07:15	41	3	11	17	3	6	0	3	84	76	3	8	10	6	6	0	5	114
07:30	44	1	7	16	3	9	1	8	89	73	7	11	11	5	5	1	7	120
07:45	54	2	6	15	6	10	1	2	96	79	2	10	12	2	4	3	3	115
Hour	184	8	39	66	14	29	2	18	360	302	14	38	39	14	22	6	21	456
08:00	69	1	10	12	8	7	0	2	109	84	5	7	9	7	7	2	2	123
08:15	32	3	3	10	8	15	2	10	83	73	3	8	5	4	9	5	7	114
08:30	36	7	5	12	4	8	0	11	83	57	6	5	6	5	6	3	8	96
08:45	41	10	9	12	3	10	2	11	98	42	3	3	11	5	10	5	5	84
Hour	178	21	27	46	23	40	4	34	373	256	17	23	31	21	32	15	22	417
09:00	43	6	10	7	4	3	2	7	82	49	7	6	9	7	12	0	1	91
09:15	42	6	5	9	0	5	2	2	71	39	6	8	8	6	13	1	4	85
09:30	56	4	10	16	5	13	3	3	110	38	1	12	13	8	8	1	2	83
09:45	35	10	5	12	2	7	0	5	76	26	9	12	5	6	7	2	1	68
Hour	176	26	30	44	11	28	7	17	339	152	23	38	35	27	40	4	8	327
10:00	54	2	8	6	5	4	2	4	85	24	2	10	9	4	10	3	1	63
10:15	48	7	8	9	2	9	2	1	86	29	3	14	12	6	2	2	0	68
10:30	38	6	5	15	3	5	0	1	73	44	5	9	13	7	3	1	2	84
10:45	50	7	11	11	3	7	0	3	92	37	9	9	16	5	7	1	1	85
Hour	190	22	32	41	13	25	4	9	336	134	19	42	50	22	22	7	4	300
11:00	38	9	11	15	2	4	0	3	82	32	4	10	16	2	5	2	2	73
11:15	37	11	7	7	2	6	1	1	72	39	6	13	13	3	8	2	1	85
11:30	35	2	5	4	1	3	0	0	50	42	4	14	12	5	0	0	4	81
11:45	50	9	9	12	4	7	0	0	91	51	6	13	17	4	3	1	1	96
Hour	160	31	32	38	9	20	1	4	295	164	20	50	58	14	16	5	8	335
Total	1081	149	214	371	85	180	22	99	2201	1409	128	253	336	114	169	48	69	2526

Site No. 2
Location R131(N) / R801 / R131(S)
Date 04 April 2017

Time	To Arm C - R131(S)								Veh. Total	From Arm C - R131(S)								Veh. Total
	CAR	TAXI	LGV	HGV	Dbus	Obus	M/C	P/C		CAR	TAXI	LGV	HGV	Dbus	Obus	M/C	P/C	
00:00	16	1	3	1	0	0	1	0	22	7	2	0	0	1	0	0	1	11
00:15	13	1	0	1	0	0	1	0	16	3	2	1	0	0	0	0	0	6
00:30	11	1	3	0	0	0	0	1	16	2	0	0	0	0	0	0	0	2
00:45	11	3	1	0	0	0	0	0	15	4	0	1	0	0	0	0	1	6
Hour	51	6	7	2	0	0	2	1	69	16	4	2	0	1	0	0	2	25
01:00	12	1	0	1	0	0	0	0	14	2	1	0	1	0	0	0	0	4
01:15	3	4	0	0	0	0	0	0	7	4	0	0	1	0	0	0	0	5
01:30	6	1	0	0	0	0	0	0	7	1	3	0	1	0	0	0	1	6
01:45	0	0	2	0	0	1	0	0	3	3	1	0	1	0	0	0	0	5
Hour	21	6	2	1	0	1	0	0	31	10	5	0	4	0	0	0	1	20
02:00	2	1	0	0	0	0	0	1	4	1	0	1	0	0	0	0	0	2
02:15	1	0	0	1	0	1	1	0	4	0	0	1	0	0	0	0	0	1
02:30	2	0	0	0	0	0	0	1	3	1	0	0	0	0	0	0	0	1
02:45	0	0	0	0	0	0	0	0	0	0	0	0	1	0	0	0	0	1
Hour	5	1	0	1	0	1	1	2	11	2	0	2	1	0	0	0	0	5
03:00	0	0	0	0	0	0	0	0	0	1	0	0	0	0	0	0	0	1
03:15	0	0	2	1	0	0	0	0	3	2	0	0	0	0	0	0	0	2
03:30	1	0	0	0	0	0	1	0	2	0	2	0	0	0	0	0	1	3
03:45	0	0	2	2	0	0	0	0	4	1	0	0	2	0	0	1	0	4
Hour	1	0	4	3	0	0	1	0	9	4	2	0	2	0	0	1	1	10
04:00	1	1	0	0	0	0	0	0	2	6	3	0	0	0	0	0	0	9
04:15	0	0	0	1	0	0	0	1	2	6	7	0	3	0	1	0	1	18
04:30	3	1	0	0	0	0	0	0	4	11	4	1	3	0	0	0	0	19
04:45	4	0	0	0	0	1	0	0	5	15	10	3	0	0	0	0	0	28
Hour	8	2	0	1	0	1	0	1	13	38	24	4	6	0	1	0	1	74
05:00	1	3	1	0	0	0	0	0	5	19	8	1	0	0	0	0	1	29
05:15	9	0	2	3	0	1	0	0	15	22	11	0	4	0	0	0	1	38
05:30	10	0	4	3	0	0	1	0	18	21	9	1	2	0	0	0	0	33
05:45	20	2	1	9	0	0	2	3	37	18	13	1	3	0	0	3	2	40
Hour	40	5	8	15	0	1	3	3	75	80	41	3	9	0	0	3	4	140
06:00	17	1	3	14	0	0	0	1	36	32	10	1	10	0	0	0	4	57
06:15	38	1	11	19	2	1	1	7	80	38	9	4	6	0	0	2	5	64
06:30	84	5	11	34	0	0	4	9	147	43	5	4	14	0	1	4	10	81
06:45	142	2	26	36	0	0	3	8	217	65	7	6	20	0	0	2	4	104
Hour	281	9	51	103	2	1	8	25	480	178	31	15	50	0	1	8	23	306
07:00	192	3	50	31	1	1	6	15	299	95	18	9	11	0	0	2	9	144
07:15	189	0	41	27	0	2	2	25	286	113	12	11	16	1	0	3	11	167
07:30	222	0	48	25	0	0	9	38	342	130	3	5	23	0	1	4	28	194
07:45	203	0	33	32	0	0	9	29	306	148	8	14	25	0	0	4	28	227
Hour	806	3	172	115	1	3	26	107	1233	486	41	39	75	1	1	13	76	732
08:00	232	10	34	19	0	1	9	20	325	152	9	6	17	0	1	0	15	200
08:15	213	19	24	21	0	1	11	39	328	103	4	6	22	0	0	9	31	175
08:30	216	14	29	25	0	0	16	45	345	137	10	8	23	0	1	8	43	230
08:45	189	11	31	19	0	1	7	28	286	173	14	10	24	0	1	9	36	267
Hour	850	54	118	84	0	3	43	132	1284	565	37	30	86	0	3	26	125	872
09:00	201	8	19	24	0	2	6	11	271	131	13	22	15	4	3	6	22	216
09:15	148	9	11	17	0	4	4	8	201	125	15	13	25	1	2	4	11	196
09:30	190	6	28	33	0	0	6	12	275	97	5	11	17	5	2	4	9	150
09:45	133	10	30	14	0	0	2	5	194	132	8	15	17	5	0	3	8	188
Hour	672	33	88	88	0	6	18	36	941	485	41	61	74	15	7	17	50	750
10:00	120	6	34	23	0	1	1	2	187	96	10	11	15	2	1	4	7	146
10:15	124	7	25	23	0	0	4	3	186	78	8	12	15	1	0	3	3	120
10:30	137	11	28	23	0	2	1	4	206	107	5	20	22	2	2	1	0	159
10:45	94	7	24	26	0	1	2	4	158	91	9	12	23	1	0	0	3	139
Hour	475	31	111	95	0	4	8	13	737	372	32	55	75	6	3	8	13	564
11:00	84	5	19	24	0	2	2	2	138	78	5	20	19	0	0	2	2	126
11:15	80	4	28	24	0	1	3	5	145	61	5	16	20	0	1	0	4	107
11:30	78	4	17	14	0	0	1	6	120	85	7	23	23	0	0	0	5	143
11:45	101	2	27	31	0	1	1	2	165	84	4	17	26	0	0	2	2	135
Hour	343	15	91	93	0	4	7	15	568	308	21	76	88	0	1	4	13	511
Total	3553	165	652	601	3	25	117	335	5451	2544	279	287	470	23	17	80	309	4009

Site No. 2
Location R131(N) / R801 / R131(S)
Date 04 April 2017

Time	A to C - R131(N) to R131(S)								Veh. Total	A to B - R131(N) to R801								Veh. Total
	CAR	TAXI	LGV	HGV	Dbus	Obus	M/C	P/C		CAR	TAXI	LGV	HGV	Dbus	Obus	M/C	P/C	
12:00	82	4	23	16	0	0	2	0	127	27	3	6	13	2	2	0	0	53
12:15	85	1	16	14	0	1	1	1	119	41	2	6	10	2	5	1	0	67
12:30	97	5	18	33	0	0	1	2	156	27	5	11	6	2	2	1	2	56
12:45	89	4	14	18	0	0	1	3	129	28	4	10	9	2	7	2	0	62
Hour	353	14	71	81	0	1	5	6	531	123	14	33	38	8	16	4	2	238
13:00	67	6	14	25	0	0	4	3	119	23	4	3	6	3	4	1	0	44
13:15	72	3	10	32	1	0	1	2	121	38	3	7	12	2	5	0	0	67
13:30	81	6	8	20	0	0	2	1	118	22	7	8	4	2	5	0	0	48
13:45	74	5	19	19	0	0	3	5	125	38	8	8	4	2	7	0	1	68
Hour	294	20	51	96	1	0	10	11	483	121	22	26	26	9	21	1	1	227
14:00	71	1	17	21	0	0	0	3	113	36	1	11	17	5	2	0	2	74
14:15	90	5	15	24	0	0	1	4	139	31	3	6	10	1	6	2	1	60
14:30	81	3	13	15	0	0	1	3	116	31	2	9	10	2	6	0	1	61
14:45	71	7	4	15	0	0	1	4	102	24	4	5	10	3	6	1	0	53
Hour	313	16	49	75	0	0	3	14	470	122	10	31	47	11	20	3	4	248
15:00	75	5	11	23	0	1	0	0	115	28	3	7	7	2	1	0	2	50
15:15	112	4	9	15	0	0	2	4	146	23	2	5	8	6	4	0	1	49
15:30	97	6	15	22	1	1	3	2	147	28	3	10	2	3	12	0	1	59
15:45	91	4	18	20	9	0	2	5	149	29	2	7	5	10	12	0	1	66
Hour	375	19	53	80	10	2	7	11	557	108	10	29	22	21	29	0	5	224
16:00	89	2	8	19	2	1	5	4	130	27	4	1	6	5	5	1	3	52
16:15	103	6	14	22	6	2	7	1	161	24	3	3	2	7	9	0	3	51
16:30	96	10	8	13	0	1	3	5	136	48	3	3	8	5	2	1	1	71
16:45	107	3	7	16	1	0	5	11	150	28	4	2	10	8	14	3	3	72
Hour	395	21	37	70	9	4	20	21	577	127	14	9	26	25	30	5	10	246
17:00	102	4	9	4	0	0	3	11	133	31	2	5	6	4	3	4	10	65
17:15	128	5	5	6	0	0	9	20	173	49	2	5	2	1	7	2	9	77
17:30	128	1	12	5	0	0	5	26	177	44	4	0	6	3	9	6	3	75
17:45	134	7	12	5	0	0	0	13	171	56	3	5	5	4	8	2	4	87
Hour	492	17	38	20	0	0	17	70	654	180	11	15	19	12	27	14	26	304
18:00	153	5	7	1	0	0	2	10	178	43	5	9	3	2	4	0	6	72
18:15	123	5	5	2	0	0	4	21	160	37	3	3	2	3	8	1	1	58
18:30	114	2	5	5	0	0	2	13	141	35	2	3	5	2	3	1	2	53
18:45	102	4	8	0	0	0	3	7	124	39	2	4	2	3	5	0	3	58
Hour	492	16	25	8	0	0	11	51	603	154	12	19	12	10	20	2	12	241
19:00	108	5	7	0	0	1	1	6	128	38	1	3	1	3	4	0	4	54
19:15	81	6	4	0	0	0	4	8	103	17	2	1	1	3	5	0	1	30
19:30	90	14	5	2	0	0	0	3	114	24	1	0	3	3	6	1	1	39
19:45	60	5	5	1	0	1	0	9	81	22	3	1	3	2	4	0	1	36
Hour	339	30	21	3	0	2	5	26	426	101	7	5	8	11	19	1	7	159
20:00	47	2	8	1	0	0	2	3	63	19	2	1	2	1	2	0	1	28
20:15	40	2	6	0	0	1	1	4	54	13	2	0	3	3	3	1	0	25
20:30	59	8	1	3	0	0	1	3	75	19	3	5	2	2	2	1	2	36
20:45	61	2	4	0	0	0	0	1	68	8	2	1	1	2	3	0	0	17
Hour	207	14	19	4	0	1	4	11	260	59	9	7	8	8	10	2	3	106
21:00	35	0	3	1	0	0	0	0	39	20	2	2	0	1	3	0	0	28
21:15	55	4	3	1	0	0	2	4	69	14	3	0	5	3	3	0	0	28
21:30	32	3	2	2	0	0	0	0	39	19	1	0	2	0	3	0	0	25
21:45	33	5	1	1	0	0	1	1	42	16	4	2	2	2	5	0	1	32
Hour	155	12	9	5	0	0	3	5	189	69	10	4	9	6	14	0	1	113
22:00	36	6	3	1	0	0	1	0	47	11	1	1	0	1	1	1	0	16
22:15	14	0	0	3	0	0	0	0	17	8	5	2	1	2	2	0	1	21
22:30	27	5	0	0	0	0	5	0	37	10	6	0	0	2	2	0	0	20
22:45	18	9	0	1	0	0	1	1	30	8	6	0	1	1	3	0	0	19
Hour	95	20	3	5	0	0	7	1	131	37	18	3	2	6	8	1	1	76
23:00	14	6	1	0	1	0	1	1	24	10	6	2	2	1	1	1	0	23
23:15	11	8	3	1	0	0	0	0	23	7	0	1	1	2	2	0	0	13
23:30	16	1	0	0	0	0	0	0	17	17	2	2	0	1	2	0	0	24
23:45	13	2	0	0	0	0	0	0	15	15	0	1	3	2	2	0	0	23
Hour	54	17	4	1	1	0	1	1	79	49	8	6	6	6	7	1	0	83
Total	3564	216	380	448	21	10	93	228	4960	1250	145	187	223	133	221	34	72	2265

Site No. 2
Location R131(N) / R801 / R131(S)
Date 04 April 2017

Time	A to A - R131(N) to R131(N)								Veh. Total	B to A - R801 to R131(N)								Veh. Total
	CAR	TAXI	LGV	HGV	Dbus	Obus	M/C	P/C		CAR	TAXI	LGV	HGV	Dbus	Obus	M/C	P/C	
12:00	2	0	0	7	0	0	0	0	9	24	2	13	8	3	5	1	1	57
12:15	3	0	1	11	0	0	0	0	15	31	8	11	10	5	8	0	1	74
12:30	1	0	3	4	0	0	0	0	8	32	5	2	10	0	2	0	0	51
12:45	5	0	1	9	0	0	0	0	15	37	2	10	10	4	8	0	0	71
Hour	11	0	5	31	0	0	0	0	47	124	17	36	38	12	23	1	2	253
13:00	3	0	0	3	0	0	0	0	6	37	5	7	14	4	5	1	1	74
13:15	2	1	4	3	0	0	0	0	10	36	5	2	8	3	6	0	0	60
13:30	5	0	1	9	0	0	0	0	15	55	7	7	8	5	5	0	0	87
13:45	4	0	2	7	0	0	0	0	13	40	4	6	7	4	4	0	2	67
Hour	14	1	7	22	0	0	0	0	44	168	21	22	37	16	20	1	3	288
14:00	7	0	0	4	0	0	0	0	11	45	11	10	16	3	4	0	2	91
14:15	2	0	1	7	0	0	0	0	10	34	6	7	11	2	7	0	0	67
14:30	3	0	1	4	0	0	0	0	8	37	2	12	7	4	8	2	1	73
14:45	2	0	1	6	0	0	0	0	9	51	3	4	14	4	4	1	1	82
Hour	14	0	0	21	0	0	0	0	38	167	22	33	48	13	23	3	4	313
15:00	3	0	2	9	0	0	0	0	14	46	8	6	16	3	8	0	1	88
15:15	4	0	0	5	0	0	0	0	9	49	5	12	7	4	6	0	0	83
15:30	5	0	3	4	0	0	0	0	12	58	4	15	11	5	2	1	1	97
15:45	0	0	1	7	0	1	0	0	9	57	1	11	7	0	7	0	2	85
Hour	12	0	0	25	0	1	0	0	44	210	18	44	41	12	23	1	4	353
16:00	2	1	1	9	0	0	0	0	13	55	0	7	12	3	5	0	0	82
16:15	10	0	0	3	0	0	0	0	13	48	1	7	11	4	6	0	1	78
16:30	3	0	0	2	0	0	0	0	5	40	4	16	13	11	13	0	1	98
16:45	2	1	3	4	0	0	0	0	10	46	3	7	9	2	8	1	0	76
Hour	17	2	0	18	0	0	0	0	41	189	8	37	45	20	32	1	2	334
17:00	3	0	0	2	0	0	0	0	5	39	2	7	8	4	7	0	0	67
17:15	5	0	1	7	0	0	0	0	13	46	2	6	7	7	11	0	0	79
17:30	9	0	1	9	0	0	0	0	19	46	0	6	8	5	12	1	0	78
17:45	8	0	4	9	0	0	0	0	21	39	1	5	5	9	13	0	0	72
Hour	25	0	0	27	0	0	0	0	58	170	5	24	28	25	43	1	0	296
18:00	12	0	2	9	0	0	0	0	23	41	2	9	5	11	12	1	0	81
18:15	4	0	1	4	0	0	0	0	9	42	4	3	5	7	10	0	1	72
18:30	4	0	1	8	0	0	0	0	13	33	2	6	3	7	8	0	4	63
18:45	0	0	0	7	0	0	0	0	7	31	2	5	2	5	9	1	0	55
Hour	20	0	0	28	0	0	0	0	52	147	10	23	15	30	39	2	5	271
19:00	5	1	2	5	0	0	0	0	13	47	2	6	3	5	9	0	0	72
19:15	4	0	0	2	0	0	0	0	6	54	1	4	2	8	6	1	1	77
19:30	3	0	2	5	0	0	0	0	10	33	1	7	0	1	5	1	0	48
19:45	1	1	0	2	0	0	0	0	4	25	3	2	1	4	4	0	0	39
Hour	13	2	0	14	0	0	0	0	33	159	7	19	6	18	24	2	1	236
20:00	1	0	1	2	0	0	0	0	4	16	3	2	1	1	7	1	0	31
20:15	3	0	0	5	0	0	0	0	8	15	5	1	5	5	7	0	0	38
20:30	1	0	0	3	0	0	0	0	4	24	3	2	2	1	2	0	0	34
20:45	2	0	0	1	0	0	0	0	3	17	2	4	4	3	6	0	0	36
Hour	7	0	1	11	0	0	0	0	19	72	13	9	12	10	22	1	0	139
21:00	2	0	1	1	0	0	0	0	4	26	3	1	2	2	1	0	0	35
21:15	1	0	0	1	0	0	0	0	2	29	1	1	1	3	3	0	0	38
21:30	0	0	0	1	0	0	0	0	1	25	0	3	0	2	1	0	0	31
21:45	0	0	0	2	0	0	0	0	2	27	5	1	1	0	2	3	0	39
Hour	3	0	1	5	0	0	0	0	9	107	9	6	4	7	7	3	0	143
22:00	1	0	0	1	0	0	0	0	2	7	1	0	2	2	1	1	0	14
22:15	0	0	0	1	0	0	0	0	1	20	1	0	5	3	5	0	0	34
22:30	0	1	0	1	0	0	0	0	2	13	4	3	2	2	1	0	0	25
22:45	0	0	0	2	0	0	0	0	2	13	3	1	1	2	1	0	1	22
Hour	1	1	0	5	0	0	0	0	7	53	9	4	10	9	8	1	1	95
23:00	0	0	0	0	0	0	0	0	0	10	2	3	0	2	2	0	0	19
23:15	0	1	0	0	0	0	0	0	1	5	1	2	2	2	2	0	0	14
23:30	0	0	0	0	0	0	0	0	0	11	1	0	1	6	0	0	0	19
23:45	0	0	0	0	0	0	0	0	0	8	2	0	1	2	2	0	0	15
Hour	0	1	0	0	0	0	0	0	1	34	6	5	4	12	6	0	0	67
Total	137	7	14	207	0	1	0	0	393	1600	145	262	288	184	270	17	22	2788

Site No. 2
Location R131(N) / R801 / R131(S)
Date 04 April 2017

Time	B to C - R801 to R131(S)								Veh. Total	B to B - R801 to R801								Veh. Total
	CAR	TAXI	LGV	HGV	Dbus	Obus	M/C	P/C		CAR	TAXI	LGV	HGV	Dbus	Obus	M/C	P/C	
12:00	9	1	2	2	0	0	0	0	14	0	0	1	0	0	0	0	0	1
12:15	10	1	3	2	0	1	2	3	22	0	1	0	0	0	0	0	0	1
12:30	5	0	1	1	0	0	0	0	7	1	0	1	2	0	1	0	0	5
12:45	12	1	2	1	0	1	1	2	20	1	0	0	0	0	0	0	0	1
Hour	36	3	8	6	0	2	3	5	63	2	1	2	2	0	1	0	0	8
13:00	11	0	3	0	0	0	1	1	16	0	2	0	0	0	0	0	0	2
13:15	13	0	6	2	0	0	0	3	24	0	0	0	0	0	0	0	0	0
13:30	10	1	1	0	0	0	0	1	13	1	0	0	0	0	1	0	0	2
13:45	15	1	4	1	0	0	1	1	23	0	0	0	0	0	0	0	0	0
Hour	49	2	14	3	0	0	2	6	76	1	2	0	0	0	1	0	0	4
14:00	11	0	3	1	0	0	0	1	16	0	0	1	0	0	0	0	0	1
14:15	15	1	0	4	0	1	0	2	23	1	0	0	0	0	0	0	0	1
14:30	14	1	3	6	0	0	0	0	24	0	1	1	1	0	1	0	0	4
14:45	5	1	2	3	0	0	1	0	12	1	1	0	0	0	0	0	0	2
Hour	45	3	8	14	0	1	1	3	75	2	2	2	1	0	1	0	0	8
15:00	13	0	1	0	0	0	5	2	21	1	2	0	0	0	0	0	0	3
15:15	16	1	4	1	0	0	0	0	22	0	0	0	0	0	1	0	0	1
15:30	13	1	8	3	0	0	0	0	25	0	0	1	0	0	0	0	0	1
15:45	20	0	2	2	0	0	1	2	27	1	1	0	0	0	1	0	0	3
Hour	62	2	15	6	0	0	6	4	95	2	3	1	0	0	2	0	0	8
16:00	20	1	4	1	0	0	2	4	32	0	0	0	0	0	0	0	0	0
16:15	11	0	4	0	0	0	3	4	22	0	0	0	0	0	1	0	0	1
16:30	19	1	0	0	0	0	1	2	23	0	0	0	0	0	0	0	0	0
16:45	24	1	2	3	0	1	3	4	38	0	0	0	0	0	1	0	0	1
Hour	74	3	10	4	0	1	9	14	115	0	0	0	0	0	2	0	0	2
17:00	23	0	0	0	0	0	0	5	28	0	0	0	0	0	0	0	0	0
17:15	20	0	0	0	0	0	3	8	31	0	0	0	0	0	0	0	0	0
17:30	21	0	0	2	0	0	3	2	28	0	0	0	0	0	0	0	0	0
17:45	13	1	1	2	0	0	7	5	29	0	0	0	0	0	0	0	0	0
Hour	77	1	1	4	0	0	13	20	116	0	0	0	0	0	0	0	0	0
18:00	18	0	0	0	0	0	2	3	23	2	0	0	0	0	0	0	0	2
18:15	14	1	0	0	0	0	1	6	22	1	2	0	0	0	0	0	0	3
18:30	21	1	0	1	0	0	5	4	32	0	0	0	0	0	0	0	0	0
18:45	14	1	0	0	0	0	5	7	27	0	0	0	0	0	0	0	0	0
Hour	67	3	0	1	0	0	13	20	104	3	2	0	0	0	0	0	0	5
19:00	16	0	0	1	0	0	1	3	21	0	1	0	0	0	0	0	0	1
19:15	21	0	1	0	0	0	0	2	24	1	0	1	0	0	0	0	0	2
19:30	15	0	1	0	0	0	2	1	19	0	0	0	0	0	0	0	0	0
19:45	10	2	1	0	0	0	1	2	16	0	0	0	0	0	0	0	0	0
Hour	62	2	3	1	0	0	4	8	80	1	1	1	0	0	0	0	0	3
20:00	5	0	2	0	0	0	0	2	9	1	0	0	1	0	0	0	0	2
20:15	4	0	0	0	0	0	3	1	8	0	0	0	0	0	0	0	0	0
20:30	9	1	0	1	0	0	2	1	14	2	0	0	0	1	0	0	0	3
20:45	3	0	0	0	0	0	1	1	5	0	0	0	0	0	0	0	0	0
Hour	21	1	2	1	0	0	6	5	36	3	0	0	1	1	0	0	0	5
21:00	18	1	0	0	0	0	0	1	20	1	0	0	0	0	0	0	0	1
21:15	19	1	1	0	0	0	1	1	23	5	0	0	0	0	0	0	0	5
21:30	22	1	1	0	0	0	1	0	25	3	0	0	0	0	0	0	0	3
21:45	18	1	0	0	0	0	1	1	21	0	0	0	0	0	0	0	0	0
Hour	77	4	2	0	0	0	3	3	89	9	0	0	0	0	0	0	0	9
22:00	5	0	1	0	0	0	1	0	7	1	0	0	0	0	0	0	0	1
22:15	3	1	1	0	0	0	0	1	6	0	0	0	0	0	0	0	0	0
22:30	3	1	0	0	0	0	0	0	4	0	0	0	0	1	0	0	0	1
22:45	3	2	0	0	0	0	0	0	5	0	0	0	0	0	0	0	0	0
Hour	14	4	2	0	0	0	1	1	22	1	0	0	0	1	0	0	0	2
23:00	1	0	0	0	0	0	0	1	2	1	0	0	0	0	0	0	0	1
23:15	3	0	0	0	0	0	0	0	3	1	0	0	1	0	0	0	0	2
23:30	2	0	0	0	0	0	0	0	2	0	0	0	0	0	0	0	0	0
23:45	2	0	0	0	0	0	0	0	2	0	1	0	0	0	0	0	0	1
Hour	8	0	0	0	0	0	0	1	9	2	1	0	1	0	0	0	0	4
Total	592	28	65	40	0	4	61	90	880	26	12	6	5	2	7	0	0	58

Site No. 2
Location R131(N) / R801 / R131(S)
Date 04 April 2017

Time	C to B - R131(S) to R801								Veh. Total	C to A - R131(S) to R131(N)								Veh. Total
	CAR	TAXI	LGV	HGV	Dbus	Obus	M/C	P/C		CAR	TAXI	LGV	HGV	Dbus	Obus	M/C	P/C	
12:00	7	0	1	1	0	0	1	3	13	99	7	20	10	0	0	0	4	140
12:15	3	0	2	2	0	0	0	0	7	78	5	13	17	0	0	0	1	114
12:30	6	0	4	2	0	0	1	1	14	118	4	34	25	0	1	2	3	187
12:45	5	1	1	2	0	0	2	0	11	91	6	16	19	0	0	0	5	137
Hour	21	1	8	7	0	0	4	4	45	386	22	83	71	0	1	2	13	578
13:00	4	1	3	3	0	0	1	3	15	84	5	23	16	0	0	1	3	132
13:15	5	0	1	0	0	0	0	2	8	71	6	12	21	0	2	2	2	116
13:30	8	3	2	1	0	0	0	0	14	107	5	18	20	0	0	0	4	154
13:45	8	0	1	4	0	0	0	3	16	78	6	13	20	0	1	1	0	119
Hour	25	4	7	8	0	0	1	8	53	340	22	66	77	0	3	4	9	521
14:00	6	1	0	3	0	0	1	4	15	109	14	18	22	0	0	1	7	171
14:15	8	1	1	0	0	0	1	2	13	89	9	14	20	0	0	1	5	138
14:30	7	0	0	2	0	0	0	0	9	72	9	12	29	0	0	1	3	126
14:45	7	1	1	4	0	0	1	3	17	98	9	24	19	0	0	2	2	154
Hour	28	3	2	9	0	0	3	9	54	368	41	68	90	0	0	5	17	589
15:00	7	0	0	1	0	0	0	3	11	97	15	22	29	0	0	2	2	167
15:15	5	0	5	4	0	0	0	2	16	97	9	25	13	0	2	2	2	150
15:30	6	0	4	0	0	0	1	1	12	125	6	27	17	0	0	1	4	180
15:45	5	1	3	2	0	0	1	4	16	117	10	26	33	0	1	3	7	197
Hour	23	1	12	7	0	0	2	10	55	436	40	100	92	0	3	8	15	694
16:00	13	0	1	1	0	0	1	3	19	159	12	31	20	0	0	3	5	230
16:15	5	1	7	3	0	0	2	5	23	168	11	34	20	1	0	3	9	246
16:30	12	0	4	2	0	0	0	3	21	159	9	37	16	0	0	4	18	243
16:45	12	0	1	1	0	0	0	0	14	149	15	30	21	0	1	4	12	232
Hour	42	1	13	7	0	0	3	11	77	635	47	132	77	1	1	14	44	951
17:00	7	1	2	1	0	0	1	1	13	177	5	28	17	0	0	5	19	251
17:15	17	0	2	4	0	0	1	7	31	148	13	18	12	0	1	12	35	239
17:30	9	0	2	0	0	0	2	4	17	145	2	23	16	0	1	9	29	225
17:45	13	0	2	2	0	0	1	7	25	153	6	14	9	0	0	7	33	222
Hour	46	1	8	7	0	0	5	19	86	623	26	83	54	0	2	33	116	937
18:00	14	0	6	0	0	0	0	3	23	172	3	17	8	0	0	7	31	238
18:15	17	0	2	0	0	0	0	5	24	192	4	28	3	3	1	7	21	259
18:30	11	0	2	0	0	0	1	4	18	141	1	8	3	0	1	7	20	181
18:45	6	0	0	0	0	0	1	4	11	130	1	10	1	0	1	7	17	167
Hour	48	0	10	0	0	0	2	16	76	635	9	63	15	3	3	28	89	845
19:00	1	0	0	0	0	0	1	2	4	112	2	7	2	0	0	4	12	139
19:15	3	0	1	0	0	0	0	3	7	112	3	9	1	0	0	2	22	149
19:30	4	0	1	0	0	0	0	1	6	99	2	13	3	0	0	5	10	132
19:45	1	0	0	1	0	0	2	3	7	83	1	5	1	1	0	3	9	103
Hour	9	0	2	1	0	0	3	9	24	406	8	34	7	1	0	14	53	523
20:00	2	0	0	1	0	0	0	2	5	85	5	2	1	0	0	1	5	99
20:15	5	2	1	0	0	0	0	3	11	57	2	3	0	0	0	5	9	76
20:30	4	0	0	0	0	0	0	1	5	45	1	4	0	0	0	0	6	56
20:45	3	0	1	1	0	0	1	1	7	48	3	3	2	0	0	1	8	65
Hour	14	2	2	2	0	0	1	7	28	235	11	12	3	0	0	7	28	296
21:00	1	0	1	0	0	0	0	1	3	43	1	0	2	1	0	0	2	49
21:15	1	0	1	0	0	0	0	0	2	57	5	1	2	0	0	2	1	68
21:30	1	0	0	0	0	0	1	0	2	46	0	3	1	0	0	0	5	55
21:45	3	0	1	0	0	0	2	1	7	51	1	2	0	0	0	1	10	65
Hour	6	0	3	0	0	0	3	2	14	197	7	6	5	1	0	3	18	237
22:00	1	0	1	0	0	0	0	0	2	30	1	4	1	0	0	0	1	37
22:15	1	0	0	0	0	0	1	0	2	37	2	0	0	0	0	3	2	44
22:30	1	0	0	0	0	0	1	1	3	20	0	1	3	0	0	3	1	28
22:45	0	0	0	0	0	0	0	2	2	32	0	2	1	0	0	0	3	38
Hour	3	0	1	0	0	0	2	3	9	119	3	7	5	0	0	6	7	147
23:00	1	0	0	0	0	0	0	0	1	15	1	0	0	0	0	1	1	18
23:15	0	0	0	0	0	0	0	0	0	20	1	0	0	0	0	0	2	23
23:30	2	0	0	0	0	0	0	1	3	6	1	1	0	0	0	0	0	8
23:45	1	0	0	0	0	0	1	0	2	7	2	2	1	0	0	1	2	15
Hour	4	0	0	0	0	0	1	1	6	48	5	3	1	0	0	2	5	64
Total	269	13	68	48	0	0	30	99	527	4428	241	657	497	6	13	126	414	6382

Site No. 2
Location R131(N) / R801 / R131(S)
Date 04 April 2017

Time	C to C - R131(S) to R131(S)								Veh. Total
	CAR	TAXI	LGV	HGV	Dbus	Obus	M/C	P/C	
12:00	0	0	0	0	0	0	0	0	0
12:15	0	0	0	0	0	0	0	0	0
12:30	0	0	0	0	0	0	0	0	0
12:45	0	0	0	0	0	0	0	0	0
Hour	0	0	0	0	0	0	0	0	0
13:00	0	0	0	0	0	0	0	0	0
13:15	0	0	0	0	0	0	0	0	0
13:30	0	0	0	0	0	0	0	0	0
13:45	0	0	0	0	0	0	0	0	0
Hour	0	0	0	0	0	0	0	0	0
14:00	0	0	0	0	0	0	0	0	0
14:15	0	0	0	0	0	0	0	0	0
14:30	0	0	0	0	0	0	0	0	0
14:45	0	0	0	0	0	0	0	0	0
Hour	0	0	0	0	0	0	0	0	0
15:00	0	0	0	0	0	0	0	0	0
15:15	0	0	0	0	0	0	0	0	0
15:30	0	0	0	0	0	0	0	0	0
15:45	0	0	0	0	0	0	0	0	0
Hour	0	0	0	0	0	0	0	0	0
16:00	0	0	0	0	0	0	0	0	0
16:15	0	0	0	0	0	0	0	0	0
16:30	0	0	0	0	0	0	0	0	0
16:45	0	0	0	0	0	0	0	0	0
Hour	0	0	0	0	0	0	0	0	0
17:00	0	0	0	0	0	0	0	0	0
17:15	0	0	0	0	0	0	0	0	0
17:30	0	0	0	0	0	0	0	0	0
17:45	0	0	0	0	0	0	0	0	0
Hour	0	0	0	0	0	0	0	0	0
18:00	0	0	0	0	0	0	0	0	0
18:15	0	0	0	0	0	0	0	0	0
18:30	0	0	0	0	0	0	0	0	0
18:45	0	0	0	0	0	0	0	0	0
Hour	0	0	0	0	0	0	0	0	0
19:00	1	0	0	0	0	0	0	0	1
19:15	0	0	0	0	0	0	0	0	0
19:30	0	0	0	0	0	0	0	0	0
19:45	0	0	0	0	0	0	0	0	0
Hour	1	0	0	0	0	0	0	0	1
20:00	0	0	0	0	0	0	0	0	0
20:15	0	0	0	0	0	0	0	0	0
20:30	0	0	0	0	0	0	0	0	0
20:45	0	0	0	0	0	0	0	0	0
Hour	0	0	0	0	0	0	0	0	0
21:00	0	0	0	0	0	0	0	0	0
21:15	0	0	0	0	0	0	0	0	0
21:30	0	0	0	0	0	0	0	0	0
21:45	0	0	0	0	0	0	0	0	0
Hour	0	0	0	0	0	0	0	0	0
22:00	0	0	0	0	0	0	0	0	0
22:15	0	0	0	0	0	0	0	0	0
22:30	0	0	0	0	0	0	0	0	0
22:45	0	0	0	0	0	0	0	0	0
Hour	0	0	0	0	0	0	0	0	0
23:00	0	0	0	0	0	0	0	0	0
23:15	0	0	0	0	0	0	0	0	0
23:30	0	0	0	0	0	0	0	0	0
23:45	0	0	0	0	0	0	0	0	0
Hour	0	0	0	0	0	0	0	0	0
Total	1	0	0	0	0	0	0	0	1

Site No. 2
Location R131(N) / R801 / R131(S)
Date 04 April 2017

Time	To Arm A - R131(N)								Veh. Total	From Arm A - R131(N)								Veh. Total
	CAR	TAXI	LGV	HGV	Dbus	Obus	M/C	P/C		CAR	TAXI	LGV	HGV	Dbus	Obus	M/C	P/C	
12:00	125	9	33	25	3	5	1	5	206	111	7	29	36	2	2	2	0	189
12:15	112	13	25	38	5	8	0	2	203	129	3	23	35	2	6	2	1	201
12:30	151	9	39	39	0	3	2	3	246	125	10	32	43	2	2	2	4	220
12:45	133	8	27	38	4	8	0	5	223	122	8	25	36	2	7	3	3	206
Hour	521	39	124	140	12	24	3	15	878	487	28	109	150	8	17	9	8	816
13:00	124	10	30	33	4	5	2	4	212	93	10	17	34	3	4	5	3	169
13:15	109	12	18	32	3	8	2	2	186	112	7	21	47	3	5	1	2	198
13:30	167	12	26	37	5	5	0	4	256	108	13	17	33	2	5	2	1	181
13:45	122	10	21	34	4	5	1	2	199	116	13	29	30	2	7	3	6	206
Hour	522	44	95	136	16	23	5	12	853	429	43	84	144	10	21	11	12	754
14:00	161	25	28	42	3	4	1	9	273	114	2	28	42	5	2	0	5	198
14:15	125	15	22	38	2	7	1	5	215	123	8	22	41	1	6	3	5	209
14:30	112	11	25	40	4	8	3	4	207	115	5	23	29	2	6	1	4	185
14:45	151	12	29	39	4	4	3	3	245	97	11	10	31	3	6	2	4	164
Hour	549	63	104	159	13	23	8	21	940	449	26	83	143	11	20	6	18	756
15:00	146	23	30	54	3	8	2	3	269	106	8	20	39	2	2	0	2	179
15:15	150	14	37	25	4	8	2	2	242	139	6	14	28	6	4	2	5	204
15:30	188	10	45	32	5	2	2	5	289	130	9	28	28	4	13	3	3	218
15:45	174	11	38	47	0	9	3	9	291	120	6	26	32	19	13	2	6	224
Hour	658	58	150	158	12	27	9	19	1091	495	29	88	127	31	32	7	16	825
16:00	216	13	39	41	3	5	3	5	325	118	7	10	34	7	6	6	7	195
16:15	226	12	41	34	5	6	3	10	337	137	9	17	27	13	11	7	4	225
16:30	202	13	53	31	11	13	4	19	346	147	13	11	23	5	3	4	6	212
16:45	197	19	40	34	2	9	5	12	318	137	8	12	30	9	14	8	14	232
Hour	841	57	173	140	21	33	15	46	1326	539	37	50	114	34	34	25	31	864
17:00	219	7	35	27	4	7	5	19	323	136	6	14	12	4	3	7	21	203
17:15	199	15	25	26	7	12	12	35	331	182	7	11	15	1	7	11	29	263
17:30	200	2	30	33	5	13	10	29	322	181	5	13	20	3	9	11	29	271
17:45	200	7	23	23	9	13	7	33	315	198	10	21	19	4	8	2	17	279
Hour	818	31	113	109	25	45	34	116	1291	697	28	59	66	12	27	31	96	1016
18:00	225	5	28	22	11	12	8	31	342	208	10	18	13	2	4	2	16	273
18:15	238	8	32	12	10	11	7	22	340	164	8	9	8	3	8	5	22	227
18:30	178	3	15	14	7	9	7	24	257	153	4	9	18	2	3	3	15	207
18:45	161	3	15	10	5	10	8	17	229	141	6	12	9	3	5	3	10	189
Hour	802	19	90	58	33	42	30	94	1168	666	28	48	48	10	20	13	63	896
19:00	164	5	15	10	5	9	4	12	224	151	7	12	6	3	5	1	10	195
19:15	170	4	13	5	8	6	3	23	232	102	8	5	3	3	5	4	9	139
19:30	135	3	22	8	1	5	6	10	190	117	15	7	10	3	6	1	4	163
19:45	109	5	7	4	5	4	3	9	146	83	9	6	6	2	5	0	10	121
Hour	578	17	57	27	19	24	16	54	792	453	39	30	25	11	21	6	33	618
20:00	102	8	5	4	1	7	2	5	134	67	4	10	5	1	2	2	4	95
20:15	75	7	4	10	5	7	5	9	122	56	4	6	8	3	4	2	4	87
20:30	70	4	6	5	1	2	0	6	94	79	11	6	8	2	2	2	5	115
20:45	67	5	7	7	3	6	1	8	104	71	4	5	2	2	3	0	1	88
Hour	314	24	22	26	10	22	8	28	454	273	23	27	23	8	11	6	14	385
21:00	71	4	2	5	3	1	0	2	88	57	2	6	2	1	3	0	0	71
21:15	87	6	2	4	3	3	2	1	108	70	7	3	7	3	3	2	4	99
21:30	71	0	6	2	2	1	0	5	87	51	4	2	5	0	3	0	0	65
21:45	78	6	3	3	0	2	4	10	106	49	9	3	5	2	5	1	2	76
Hour	307	16	13	14	8	7	6	18	389	227	22	14	19	6	14	3	6	311
22:00	38	2	4	4	2	1	1	1	53	48	7	4	2	1	1	2	0	65
22:15	57	3	0	6	3	5	3	2	79	22	5	2	5	2	2	0	1	39
22:30	33	5	4	6	2	1	3	1	55	37	12	0	1	2	2	5	0	59
22:45	45	3	3	4	2	1	0	4	62	26	15	0	4	1	3	1	1	51
Hour	173	13	11	20	9	8	7	8	249	133	39	6	12	6	8	8	2	214
23:00	25	3	3	0	2	2	1	1	37	24	12	3	2	2	1	2	1	47
23:15	25	3	2	2	2	2	0	2	38	18	9	4	2	2	2	0	0	37
23:30	17	2	1	1	6	0	0	0	27	33	3	2	0	1	2	0	0	41
23:45	15	4	2	2	2	2	1	2	30	28	2	1	3	2	2	0	0	38
Hour	82	12	8	5	12	6	2	5	132	103	26	10	7	7	7	2	1	163
Total	6165	393	960	992	190	284	143	436	9563	4951	368	608	878	154	232	127	300	7618

Site No. 2
Location R131(N) / R801 / R131(S)
Date 04 April 2017

Time	To Arm B - R801								Veh. Total	From Arm B - R801								Veh. Total
	CAR	TAXI	LGV	HGV	Dbus	Obus	M/C	P/C		CAR	TAXI	LGV	HGV	Dbus	Obus	M/C	P/C	
12:00	34	3	8	14	2	2	1	3	67	33	3	16	10	3	5	1	1	72
12:15	44	3	8	12	2	5	1	0	75	41	10	14	12	5	9	2	4	97
12:30	34	5	16	10	2	3	2	3	75	38	5	4	13	0	3	0	0	63
12:45	34	5	11	11	2	7	4	0	74	50	3	12	11	4	9	1	2	92
Hour	146	16	43	47	8	17	8	6	291	162	21	46	46	12	26	4	7	324
13:00	27	7	6	9	3	4	2	3	61	48	7	10	14	4	5	2	2	92
13:15	43	3	8	12	2	5	0	2	75	49	5	8	10	3	6	0	3	84
13:30	31	10	10	5	2	6	0	0	64	66	8	8	8	5	6	0	1	102
13:45	46	8	9	8	2	7	0	4	84	55	5	10	8	4	4	1	3	90
Hour	147	28	33	34	9	22	2	9	284	218	25	36	40	16	21	3	9	368
14:00	42	2	12	20	5	2	1	6	90	56	11	14	17	3	4	0	3	108
14:15	40	4	7	10	1	6	3	3	74	50	7	7	15	2	8	0	2	91
14:30	38	3	10	13	2	7	0	1	74	51	4	16	14	4	9	2	1	101
14:45	32	6	6	14	3	6	2	3	72	57	5	6	17	4	4	2	1	96
Hour	152	15	35	57	11	21	6	13	310	214	27	43	63	13	25	4	7	396
15:00	36	5	7	8	2	1	0	5	64	60	10	7	16	3	8	5	3	112
15:15	28	2	10	12	6	5	0	3	66	65	6	16	8	4	7	0	0	106
15:30	34	3	15	2	3	12	1	2	72	71	5	24	14	5	2	1	1	123
15:45	35	4	10	7	10	13	1	5	85	78	2	13	9	0	8	1	4	115
Hour	133	14	42	29	21	31	2	15	287	274	23	60	47	12	25	7	8	456
16:00	40	4	2	7	5	5	2	6	71	75	1	11	13	3	5	2	4	114
16:15	29	4	10	5	7	10	2	8	75	59	1	11	11	4	7	3	5	101
16:30	60	3	7	10	5	2	1	4	92	59	5	16	13	11	13	1	3	121
16:45	40	4	3	11	8	15	3	3	87	70	4	9	12	2	10	4	4	115
Hour	169	15	22	33	25	32	8	21	325	263	11	47	49	20	35	10	16	451
17:00	38	3	7	7	4	3	5	11	78	62	2	7	8	4	7	0	5	95
17:15	66	2	7	6	1	7	3	16	108	66	2	6	7	7	11	3	8	110
17:30	53	4	2	6	3	9	8	7	92	67	0	6	10	5	12	4	2	106
17:45	69	3	7	7	4	8	3	11	112	52	2	6	7	9	13	7	5	101
Hour	226	12	23	26	12	27	19	45	390	247	6	25	32	25	43	14	20	412
18:00	59	5	15	3	2	4	0	9	97	61	2	9	5	11	12	3	3	106
18:15	55	5	5	2	3	8	1	6	85	57	7	3	5	7	10	1	7	97
18:30	46	2	5	5	2	3	2	6	71	54	3	6	4	7	8	5	8	95
18:45	45	2	4	2	3	5	1	7	69	45	3	5	2	5	9	6	7	82
Hour	205	14	29	12	10	20	4	28	322	217	15	23	16	30	39	15	25	380
19:00	39	2	3	1	3	4	1	6	59	63	3	6	4	5	9	1	3	94
19:15	21	2	3	1	3	5	0	4	39	76	1	6	2	8	6	1	3	103
19:30	28	1	1	3	3	6	1	2	45	48	1	8	0	1	5	3	1	67
19:45	23	3	1	4	2	4	2	4	43	35	5	3	1	4	4	1	2	55
Hour	111	8	8	9	11	19	4	16	186	222	10	23	7	18	24	6	9	319
20:00	22	2	1	4	1	2	0	3	35	22	3	4	2	1	7	1	2	42
20:15	18	4	1	3	3	3	1	3	36	19	5	1	5	5	7	3	1	46
20:30	25	3	5	2	3	2	1	3	44	35	4	2	3	2	2	2	1	51
20:45	11	2	2	2	2	3	1	1	24	20	2	4	4	3	6	1	1	41
Hour	76	11	9	11	9	10	3	10	139	96	14	11	14	11	22	7	5	180
21:00	22	2	3	0	1	3	0	1	32	45	4	1	2	2	1	0	1	56
21:15	20	3	1	5	3	3	0	0	35	53	2	2	1	3	3	1	1	66
21:30	23	1	0	2	0	3	1	0	30	50	1	4	0	2	1	1	0	59
21:45	19	4	3	2	2	5	2	2	39	45	6	1	1	0	2	4	1	60
Hour	84	10	7	9	6	14	3	3	136	193	13	8	4	7	7	6	3	241
22:00	13	1	2	0	1	1	1	0	19	13	1	1	2	2	1	2	0	22
22:15	9	5	2	1	2	2	1	1	23	23	2	1	5	3	5	0	1	40
22:30	11	6	0	0	3	2	1	1	24	16	5	3	2	3	1	0	0	30
22:45	8	6	0	1	1	3	0	2	21	16	5	1	1	2	1	0	1	27
Hour	41	18	4	2	7	8	3	4	87	68	13	6	10	10	8	2	2	119
23:00	12	6	2	2	1	1	1	0	25	12	2	3	0	2	2	0	1	22
23:15	8	0	1	2	2	2	0	0	15	9	1	2	3	2	2	0	0	19
23:30	19	2	2	0	1	2	0	1	27	13	1	0	1	6	0	0	0	21
23:45	16	1	1	3	2	2	1	0	26	10	3	0	1	2	2	0	0	18
Hour	55	9	6	7	6	7	2	1	93	44	7	5	5	12	6	0	1	80
Total	1545	170	261	276	135	228	64	171	2850	2218	185	333	333	186	281	78	112	3726

Site No. 2
Location R131(N) / R801 / R131(S)
Date 04 April 2017

Time	To Arm C - R131(S)								Veh. Total	From Arm C - R131(S)								Veh. Total
	CAR	TAXI	LGV	HGV	Dbus	Obus	M/C	P/C		CAR	TAXI	LGV	HGV	Dbus	Obus	M/C	P/C	
12:00	91	5	25	18	0	0	2	0	141	106	7	21	11	0	0	1	7	153
12:15	95	2	19	16	0	2	3	4	141	81	5	15	19	0	0	0	1	121
12:30	102	5	19	34	0	0	1	2	163	124	4	38	27	0	1	3	4	201
12:45	101	5	16	19	0	1	2	5	149	96	7	17	21	0	0	2	5	148
Hour	389	17	79	87	0	3	8	11	594	407	23	91	78	0	1	6	17	623
13:00	78	6	17	25	0	0	5	4	135	88	6	26	19	0	0	2	6	147
13:15	85	3	16	34	1	0	1	5	145	76	6	13	21	0	2	2	4	124
13:30	91	7	9	20	0	0	2	2	131	115	8	20	21	0	0	0	4	168
13:45	89	6	23	20	0	0	4	6	148	86	6	14	24	0	1	1	3	135
Hour	343	22	65	99	1	0	12	17	559	365	26	73	85	0	3	5	17	574
14:00	82	1	20	22	0	0	0	4	129	115	15	18	25	0	0	2	11	186
14:15	105	6	15	28	0	1	1	6	162	97	10	15	20	0	0	2	7	151
14:30	95	4	16	21	0	0	1	3	140	79	9	12	31	0	0	1	3	135
14:45	76	8	6	18	0	0	2	4	114	105	10	25	23	0	0	3	5	171
Hour	358	19	57	89	0	1	4	17	545	396	44	70	99	0	0	8	26	643
15:00	88	5	12	23	0	1	5	2	136	104	15	22	30	0	0	2	5	178
15:15	128	5	13	16	0	0	2	4	168	102	9	30	17	0	2	2	4	166
15:30	110	7	23	25	1	1	3	2	172	131	6	31	17	0	0	2	5	192
15:45	111	4	20	22	9	0	3	7	176	122	11	29	35	0	1	4	11	213
Hour	437	21	68	86	10	2	13	15	652	459	41	112	99	0	3	10	25	749
16:00	109	3	12	20	2	1	7	8	162	172	12	32	21	0	0	4	8	249
16:15	114	6	18	22	6	2	10	5	183	173	12	41	23	1	0	5	14	269
16:30	115	11	8	13	0	1	4	7	159	171	9	41	18	0	0	4	21	264
16:45	131	4	9	19	1	1	8	15	188	161	15	31	22	0	1	4	12	246
Hour	469	24	47	74	9	5	29	35	692	677	48	145	84	1	1	17	55	1028
17:00	125	4	9	4	0	0	3	16	161	184	6	30	18	0	0	6	20	264
17:15	148	5	5	6	0	0	12	28	204	165	13	20	16	0	1	13	42	270
17:30	149	1	12	7	0	0	8	28	205	154	2	25	16	0	1	11	33	242
17:45	147	8	13	7	0	0	7	18	200	166	6	16	11	0	0	8	40	247
Hour	569	18	39	24	0	0	30	90	770	669	27	91	61	0	2	38	135	1023
18:00	171	5	7	1	0	0	4	13	201	186	3	23	8	0	0	7	34	261
18:15	137	6	5	2	0	0	5	27	182	209	4	30	3	3	1	7	26	283
18:30	135	3	5	6	0	0	7	17	173	152	1	10	3	0	1	8	24	199
18:45	116	5	8	0	0	0	8	14	151	136	1	10	1	0	1	8	21	178
Hour	559	19	25	9	0	0	24	71	707	683	9	73	15	3	3	30	105	921
19:00	125	5	7	1	0	1	2	9	150	114	2	7	2	0	0	5	14	144
19:15	102	6	5	0	0	0	4	10	127	115	3	10	1	0	0	2	25	156
19:30	105	14	6	2	0	0	2	4	133	103	2	14	3	0	0	5	11	138
19:45	70	7	6	1	0	1	1	11	97	84	1	5	2	1	0	5	12	110
Hour	402	32	24	4	0	2	9	34	507	416	8	36	8	1	0	17	62	548
20:00	52	2	10	1	0	0	2	5	72	87	5	2	2	0	0	1	7	104
20:15	44	2	6	0	0	1	4	5	62	62	4	4	0	0	0	5	12	87
20:30	68	9	1	4	0	0	3	4	89	49	1	4	0	0	0	0	7	61
20:45	64	2	4	0	0	0	1	2	73	51	3	4	3	0	0	2	9	72
Hour	228	15	21	5	0	1	10	16	296	249	13	14	5	0	0	8	35	324
21:00	53	1	3	1	0	0	0	1	59	44	1	1	2	1	0	0	3	52
21:15	74	5	4	1	0	0	3	5	92	58	5	2	2	0	0	2	1	70
21:30	54	4	3	2	0	0	1	0	64	47	0	3	1	0	0	1	5	57
21:45	51	6	1	1	0	0	2	2	63	54	1	3	0	0	0	3	11	72
Hour	232	16	11	5	0	0	6	8	278	203	7	9	5	1	0	6	20	251
22:00	41	6	4	1	0	0	2	0	54	31	1	5	1	0	0	0	1	39
22:15	17	1	1	3	0	0	0	1	23	38	2	0	0	0	0	4	2	46
22:30	30	6	0	0	0	0	5	0	41	21	0	1	3	0	0	4	2	31
22:45	21	11	0	1	0	0	1	1	35	32	0	2	1	0	0	0	5	40
Hour	109	24	5	5	0	0	8	2	153	122	3	8	5	0	0	8	10	156
23:00	15	6	1	0	1	0	1	2	26	16	1	0	0	0	0	1	1	19
23:15	14	8	3	1	0	0	0	0	26	20	1	0	0	0	0	0	2	23
23:30	18	1	0	0	0	0	0	0	19	8	1	1	0	0	0	0	1	11
23:45	15	2	0	0	0	0	0	0	17	8	2	2	1	0	0	2	2	17
Hour	62	17	4	1	1	0	1	2	88	52	5	3	1	0	0	3	6	70
Total	4157	244	445	488	21	14	154	318	5841	4698	254	725	545	6	13	156	513	6910

Site No. 3
Location R131(NW) / Pigoen House Road / R131(SW) / South Bank Road / Sean Moore Road / Diner Access
Date 04 April 2017

Time	A to F - R131(NW) to Diner Access								Veh. Total	A to E - R131(NW) to Sean Moore Road								Veh. Total
	CAR	TAXI	LGV	HGV	Dbus	Obus	M/C	P/C		CAR	TAXI	LGV	HGV	Dbus	Obus	M/C	P/C	
00:00	0	0	0	0	0	0	0	0	0	0	0	0	0	0	0	0	0	0
00:15	0	0	0	0	0	0	0	0	0	0	0	0	0	0	0	0	0	0
00:30	0	0	0	0	0	0	0	0	0	0	0	0	0	0	0	0	0	0
00:45	0	0	0	0	0	0	0	0	0	0	0	0	0	0	0	0	0	0
Hour	0	0	0	0	0	0	0	0	0	0	0	0	0	0	0	0	0	0
01:00	0	0	0	0	0	0	0	0	0	0	0	0	0	0	0	0	0	0
01:15	0	0	0	0	0	0	0	0	0	0	0	0	0	0	0	0	0	0
01:30	0	0	0	0	0	0	0	0	0	0	0	0	0	0	0	0	0	0
01:45	0	0	0	0	0	0	0	0	0	0	0	0	0	0	0	0	0	0
Hour	0	0	0	0	0	0	0	0	0	0	0	0	0	0	0	0	0	0
02:00	0	0	0	0	0	0	0	0	0	0	0	0	0	0	0	0	0	0
02:15	0	0	0	0	0	0	0	0	0	0	0	0	0	0	0	0	0	0
02:30	0	0	0	0	0	0	0	0	0	0	0	0	0	0	0	0	0	0
02:45	0	0	0	0	0	0	0	0	0	0	0	0	0	0	0	0	0	0
Hour	0	0	0	0	0	0	0	0	0	0	0	0	0	0	0	0	0	0
03:00	0	0	0	0	0	0	0	0	0	0	0	0	0	0	0	0	0	0
03:15	0	0	0	0	0	0	0	0	0	0	0	0	0	0	0	0	0	0
03:30	0	0	0	0	0	0	0	0	0	0	0	0	0	0	0	0	0	0
03:45	0	0	0	0	0	0	0	0	0	0	0	0	0	0	0	0	0	0
Hour	0	0	0	0	0	0	0	0	0	0	0	0	0	0	0	0	0	0
04:00	0	0	0	0	0	0	0	0	0	0	0	0	0	0	0	0	0	0
04:15	0	0	0	0	0	0	0	0	0	0	0	0	0	0	0	0	0	0
04:30	0	0	0	0	0	0	0	0	0	0	0	0	0	0	0	0	0	0
04:45	0	0	0	0	0	0	0	0	0	0	0	0	0	0	0	0	0	0
Hour	0	0	0	0	0	0	0	0	0	0	0	0	0	0	0	0	0	0
05:00	0	0	0	0	0	0	0	0	0	0	0	0	0	0	0	0	0	0
05:15	0	0	0	0	0	0	0	0	0	0	0	0	0	0	0	0	0	0
05:30	0	0	0	0	0	0	0	0	0	0	0	0	1	0	0	0	0	1
05:45	0	0	0	1	0	0	0	0	1	0	0	0	3	0	0	0	0	3
Hour	0	0	0	1	0	0	0	0	1	0	0	0	4	0	0	0	0	4
06:00	0	0	0	0	0	0	0	0	0	0	0	1	11	0	0	0	0	12
06:15	0	0	0	0	0	0	0	0	0	0	0	0	9	0	0	0	0	9
06:30	0	0	0	0	0	0	0	0	0	0	0	0	14	0	0	0	0	14
06:45	0	0	0	0	0	0	0	0	0	0	0	1	18	0	0	0	0	19
Hour	0	0	0	0	0	0	0	0	0	0	0	2	52	0	0	0	0	54
07:00	0	0	0	0	0	0	0	0	0	1	0	1	13	0	0	0	0	15
07:15	0	0	0	0	0	0	0	0	0	0	0	0	15	0	0	0	0	15
07:30	0	0	0	0	0	0	0	0	0	0	0	0	13	0	0	0	0	13
07:45	0	0	0	0	0	0	0	0	0	0	0	0	13	0	0	0	0	13
Hour	0	0	0	0	0	0	0	0	0	1	0	1	54	0	0	0	0	56
08:00	0	0	0	0	0	0	0	0	0	0	0	0	4	0	0	0	0	4
08:15	0	0	0	0	0	0	0	0	0	0	0	0	4	0	0	0	0	4
08:30	0	0	0	0	0	0	0	0	0	0	0	0	7	0	0	0	0	7
08:45	0	0	0	1	0	0	0	0	1	0	0	1	6	0	0	0	0	7
Hour	0	0	0	1	0	0	0	0	1	0	0	1	21	0	0	0	0	22
09:00	0	0	0	0	0	0	0	0	0	0	0	1	8	0	0	0	0	9
09:15	0	0	0	0	0	0	0	0	0	0	0	0	8	0	0	0	0	8
09:30	0	0	0	0	0	0	0	0	0	0	0	0	6	0	0	0	0	6
09:45	0	0	0	0	0	0	0	0	0	1	0	1	9	0	0	0	0	11
Hour	0	0	0	0	0	0	0	0	0	1	0	2	31	0	0	0	0	34
10:00	2	0	0	0	0	0	0	0	2	0	0	1	9	0	0	0	0	10
10:15	0	0	2	0	0	0	0	0	2	0	0	0	9	0	0	0	0	9
10:30	1	0	0	0	0	0	0	0	1	2	0	0	8	0	0	0	0	10
10:45	0	0	0	0	0	0	0	0	0	0	0	0	8	0	0	0	0	8
Hour	3	0	2	0	0	0	0	0	5	2	0	1	34	0	0	0	0	37
11:00	1	0	0	0	0	0	0	0	1	0	0	0	8	0	0	0	0	8
11:15	0	0	1	0	0	0	0	0	1	0	0	0	9	0	0	0	0	9
11:30	0	0	0	0	0	0	0	0	0	0	0	0	6	0	0	0	0	6
11:45	0	0	0	1	0	0	0	0	1	1	0	0	11	0	0	0	0	12
Hour	1	0	1	1	0	0	0	0	3	1	0	0	34	0	0	0	0	35
Total	4	0	3	3	0	0	0	0	10	5	0	7	230	0	0	0	0	242

Site No. 3
Location R131(NW) / Pigoen House Road / R131(SW) / South Bank Road / Sean Moore Road / Diner Access
Date 04 April 2017

Time	A to D - R131(NW) to South Bank Road								Veh. Total	A to C - R131(NW) to R131(SW)								Veh. Total
	CAR	TAXI	LGV	HGV	Dbus	Obus	M/C	P/C		CAR	TAXI	LGV	HGV	Dbus	Obus	M/C	P/C	
00:00	3	0	0	1	0	0	0	0	4	19	1	1	1	0	0	1	0	23
00:15	0	0	0	0	0	0	0	0	0	11	1	1	1	0	0	1	0	15
00:30	0	0	0	0	0	0	0	0	0	11	1	3	0	0	0	0	0	15
00:45	0	0	0	0	0	0	0	0	0	11	2	1	0	0	0	0	0	14
Hour	3	0	0	1	0	0	0	0	4	52	5	6	2	0	0	2	0	67
01:00	1	0	0	1	0	0	0	0	2	11	1	0	0	0	0	0	0	12
01:15	0	0	0	0	0	0	0	0	0	4	2	0	0	0	0	0	0	6
01:30	0	0	0	0	0	0	0	0	0	6	1	0	0	0	0	0	0	7
01:45	1	0	0	0	0	0	0	0	1	2	0	0	0	0	1	0	0	3
Hour	2	0	0	1	0	0	0	0	3	23	4	0	0	0	1	0	0	28
02:00	0	0	0	0	0	0	0	0	0	1	1	0	0	0	0	0	0	2
02:15	0	0	0	0	0	0	0	0	0	1	0	0	1	0	1	1	0	4
02:30	0	0	0	0	0	0	0	0	0	1	0	0	0	0	0	0	0	1
02:45	0	0	0	0	0	0	0	0	0	1	0	0	0	0	0	0	0	1
Hour	0	0	0	0	0	0	0	0	0	4	1	0	1	0	1	1	0	8
03:00	0	0	0	0	0	0	0	0	0	0	0	0	0	0	0	0	0	0
03:15	0	0	0	0	0	0	0	0	0	0	0	2	1	0	0	0	0	3
03:30	0	0	0	0	0	0	0	0	0	1	0	0	0	0	0	0	0	1
03:45	0	0	0	2	0	0	0	0	2	1	0	2	0	0	0	1	0	4
Hour	0	0	0	2	0	0	0	0	2	2	0	4	1	0	0	1	0	8
04:00	0	0	0	0	0	0	0	0	0	2	0	0	0	0	0	0	0	2
04:15	0	0	0	0	0	0	0	0	0	0	0	0	1	0	0	0	0	1
04:30	0	0	0	0	0	0	0	0	0	3	1	0	0	0	0	0	0	4
04:45	1	0	0	0	0	0	0	0	1	3	0	0	0	0	1	0	0	4
Hour	1	0	0	0	0	0	0	0	1	8	1	0	1	0	1	0	0	11
05:00	0	0	0	0	0	0	0	0	0	1	2	2	0	0	0	0	0	5
05:15	0	0	0	0	0	0	0	0	0	7	0	2	2	0	1	0	0	12
05:30	1	0	0	0	0	0	0	0	1	11	0	1	1	0	0	0	0	13
05:45	2	0	0	0	0	0	1	0	3	17	2	1	3	0	0	1	0	24
Hour	3	0	0	0	0	0	1	0	4	36	4	6	6	0	1	1	0	54
06:00	2	0	2	2	0	0	0	0	6	16	1	3	4	0	0	0	0	24
06:15	11	0	1	1	0	0	0	2	15	25	1	7	6	1	0	1	0	41
06:30	27	0	3	10	0	0	2	2	44	53	5	8	5	1	0	2	2	76
06:45	21	0	4	9	0	0	1	5	40	110	2	21	6	0	0	0	1	140
Hour	61	0	10	22	0	0	3	9	105	204	9	39	21	2	0	3	3	281
07:00	16	0	4	4	0	0	1	3	28	172	3	39	20	1	0	4	3	242
07:15	14	0	5	3	0	0	0	5	27	166	0	43	8	0	3	1	1	222
07:30	13	0	3	4	0	0	0	5	25	208	0	41	8	0	0	7	2	266
07:45	11	0	5	6	0	0	0	6	28	192	0	30	13	0	0	8	6	249
Hour	54	0	17	17	0	0	1	19	108	738	3	153	49	1	3	20	12	979
08:00	7	0	3	4	0	0	0	1	15	226	10	34	8	0	0	8	7	293
08:15	10	0	2	10	0	0	1	1	24	196	19	23	5	0	0	9	6	258
08:30	8	0	1	4	0	0	0	0	13	204	13	27	5	0	0	16	7	272
08:45	4	0	2	7	0	0	0	0	13	181	10	25	8	0	0	6	3	233
Hour	29	0	8	25	0	0	1	2	65	807	52	109	26	0	0	39	23	1056
09:00	7	0	2	7	0	0	0	0	16	191	7	23	6	0	1	5	5	238
09:15	5	0	0	8	0	0	0	0	13	160	12	12	3	0	2	4	2	195
09:30	5	0	1	12	0	0	0	0	18	166	6	18	9	0	0	5	2	206
09:45	5	0	3	5	0	0	0	0	13	129	10	27	4	0	0	1	4	175
Hour	22	0	6	32	0	0	0	0	60	646	35	80	22	0	3	15	13	814
10:00	3	0	1	8	0	0	0	0	12	115	2	30	4	0	1	1	1	154
10:15	5	0	3	12	0	0	0	0	20	124	7	20	2	0	0	0	1	154
10:30	4	0	1	6	0	0	0	0	11	129	7	21	7	0	2	3	0	169
10:45	3	0	1	13	0	0	0	0	17	103	7	22	7	0	0	1	1	141
Hour	15	0	6	39	0	0	0	0	60	471	23	93	20	0	3	5	3	618
11:00	3	0	4	12	0	0	0	0	19	77	0	14	3	0	2	2	0	98
11:15	0	0	6	5	0	0	0	0	11	80	2	17	4	0	1	1	1	106
11:30	2	0	0	11	0	0	0	0	13	79	4	22	4	0	0	1	2	112
11:45	4	0	3	11	0	0	0	0	18	101	2	21	5	0	1	1	1	132
Hour	9	0	13	39	0	0	0	0	61	337	8	74	16	0	4	5	4	448
Total	199	0	60	178	0	0	6	30	473	3328	145	564	165	3	17	92	58	4372

Site No. 3
Location R131(NW) / Pigoen House Road / R131(SW) / South Bank Road / Sean Moore Road / Diner Access
Date 04 April 2017

Time	A to B - R131(NW) to Pigoen House Road								Veh. Total	A to A - R131(NW) to R131(NW)								Veh. Total
	CAR	TAXI	LGV	HGV	Dbus	Obus	M/C	P/C		CAR	TAXI	LGV	HGV	Dbus	Obus	M/C	P/C	
00:00	0	0	0	0	0	0	0	0	0	0	0	0	0	0	0	0	0	0
00:15	0	0	0	0	0	0	0	0	0	0	0	0	0	0	0	0	0	0
00:30	0	0	0	0	0	0	0	0	0	0	0	0	0	0	0	0	0	0
00:45	0	0	0	0	0	0	0	0	0	0	0	0	0	0	0	0	0	0
Hour	0	0	0	0	0	0	0	0	0	0	0	0	0	0	0	0	0	0
01:00	0	0	0	0	0	0	0	0	0	0	0	0	0	0	0	0	0	0
01:15	0	0	0	0	0	0	0	0	0	0	0	0	0	0	0	0	0	0
01:30	0	0	0	0	0	0	0	0	0	0	0	0	0	0	0	0	0	0
01:45	0	0	0	0	0	0	0	0	0	0	0	0	0	0	0	0	0	0
Hour	0	0	0	0	0	0	0	0	0	0	0	0	0	0	0	0	0	0
02:00	0	0	0	0	0	0	0	0	0	0	0	0	0	0	0	0	0	0
02:15	0	0	0	0	0	0	0	0	0	0	0	0	0	0	0	0	0	0
02:30	0	0	0	0	0	0	0	0	0	0	0	0	0	0	0	0	0	0
02:45	0	0	0	0	0	0	0	0	0	0	0	0	0	0	0	0	0	0
Hour	0	0	0	0	0	0	0	0	0	0	0	0	0	0	0	0	0	0
03:00	0	0	0	0	0	0	0	0	0	0	0	0	0	0	0	0	0	0
03:15	0	0	0	0	0	0	0	0	0	0	0	0	0	0	0	0	0	0
03:30	0	0	0	0	0	0	0	0	0	0	0	0	0	0	0	0	0	0
03:45	0	0	0	0	0	0	0	0	0	0	0	0	0	0	0	0	0	0
Hour	0	0	0	0	0	0	0	0	0	0	0	0	0	0	0	0	0	0
04:00	0	0	0	0	0	0	0	0	0	0	0	0	0	0	0	0	0	0
04:15	0	0	0	0	0	0	0	0	0	0	0	0	0	0	0	0	0	0
04:30	0	0	0	0	0	0	0	0	0	0	0	0	0	0	0	0	0	0
04:45	0	0	0	0	0	0	0	0	0	0	0	0	0	0	0	0	0	0
Hour	0	0	0	0	0	0	0	0	0	0	0	0	0	0	0	0	0	0
05:00	0	0	0	0	0	0	0	0	0	0	0	0	0	0	0	0	0	0
05:15	0	0	0	1	0	0	0	0	1	0	0	0	0	0	0	0	0	0
05:30	0	0	0	0	0	0	0	0	0	0	0	0	0	0	0	0	0	0
05:45	0	0	1	0	0	0	0	0	1	0	0	0	0	0	0	0	0	0
Hour	0	0	1	1	0	0	0	0	2	0	0	0	0	0	0	0	0	0
06:00	0	0	0	0	0	0	0	0	0	0	0	0	0	0	0	0	0	0
06:15	0	0	0	0	0	0	0	0	0	0	0	0	0	0	0	0	0	0
06:30	0	0	0	1	0	0	0	0	1	0	0	0	0	0	0	0	0	0
06:45	1	0	0	0	0	0	0	0	1	0	0	0	0	0	0	0	0	0
Hour	1	0	0	1	0	0	0	0	2	0	0	0	0	0	0	0	0	0
07:00	0	0	0	0	0	0	0	0	0	0	0	0	0	0	0	0	0	0
07:15	1	0	0	0	0	0	0	0	1	0	0	0	0	0	0	0	0	0
07:30	4	0	2	0	0	0	0	0	6	0	0	0	0	0	0	0	0	0
07:45	2	0	3	0	0	0	0	0	5	0	0	0	0	0	0	0	0	0
Hour	7	0	5	0	0	0	0	0	12	0	0	0	0	0	0	0	0	0
08:00	0	0	0	0	0	0	0	0	0	1	0	0	0	0	0	0	0	1
08:15	7	0	2	0	0	0	1	0	10	0	0	0	0	0	0	0	0	0
08:30	7	0	2	0	0	0	0	0	9	0	0	0	0	0	0	0	0	0
08:45	9	1	0	0	0	0	0	0	10	0	0	0	0	0	0	0	0	0
Hour	23	1	4	0	0	0	1	0	29	1	0	0	0	0	0	0	0	1
09:00	14	0	0	1	0	0	0	0	15	0	0	0	0	0	0	0	0	0
09:15	6	0	2	0	0	0	0	0	8	0	0	0	0	0	0	0	0	0
09:30	3	0	2	0	0	0	0	0	5	0	0	0	0	0	0	0	0	0
09:45	1	0	0	0	0	0	0	0	1	0	0	0	0	0	0	0	0	0
Hour	24	0	4	1	0	0	0	0	29	0	0	0	0	0	0	0	0	0
10:00	0	0	1	0	0	0	0	0	1	0	0	0	0	0	0	0	0	0
10:15	1	0	0	0	0	0	0	0	1	1	0	0	0	0	0	0	0	1
10:30	1	0	0	0	0	0	0	0	1	0	0	0	0	0	0	0	0	0
10:45	1	0	0	0	0	0	0	0	1	0	0	0	0	0	0	0	0	0
Hour	3	0	1	0	0	0	0	0	4	1	0	0	0	0	0	0	0	1
11:00	3	0	0	0	0	0	0	0	3	0	0	0	0	0	0	0	0	0
11:15	0	0	0	0	0	0	0	0	0	0	0	0	0	0	0	0	2	2
11:30	0	0	0	0	0	0	0	0	0	0	0	0	0	0	0	0	0	0
11:45	2	0	1	0	0	0	0	0	3	0	0	0	0	0	0	0	0	0
Hour	5	0	1	0	0	0	0	0	6	0	0	0	0	0	0	0	2	2
Total	63	1	16	3	0	0	1	0	84	2	0	0	0	0	0	0	2	4

Site No. 3
Location R131(NW) / Pigoen House Road / R131(SW) / South Bank Road / Sean Moore Road / Diner Access
Date 04 April 2017

Time	B to A - Pigoen House Road to R131(NW)								Veh. Total	B to F - Pigoen House Road to Diner Access								Veh. Total
	CAR	TAXI	LGV	HGV	Dbus	Obus	M/C	P/C		CAR	TAXI	LGV	HGV	Dbus	Obus	M/C	P/C	
00:00	1	0	0	0	0	0	0	0	1	0	0	0	0	0	0	0	0	0
00:15	0	0	0	0	0	0	0	0	0	0	0	0	0	0	0	0	0	0
00:30	0	0	0	0	0	0	0	0	0	0	0	0	0	0	0	0	0	0
00:45	0	0	0	0	0	0	0	0	0	0	0	0	0	0	0	0	0	0
Hour	1	0	0	0	0	0	0	0	1	0	0	0	0	0	0	0	0	0
01:00	0	0	0	0	0	0	0	0	0	0	0	0	0	0	0	0	0	0
01:15	0	0	0	0	0	0	0	0	0	0	0	0	0	0	0	0	0	0
01:30	1	0	0	0	0	0	0	0	1	0	0	0	0	0	0	0	0	0
01:45	0	0	0	0	0	0	0	0	0	0	0	0	0	0	0	0	0	0
Hour	1	0	0	0	0	0	0	0	1	0	0	0	0	0	0	0	0	0
02:00	0	0	0	0	0	0	0	0	0	0	0	0	0	0	0	0	0	0
02:15	0	0	0	0	0	0	0	0	0	0	0	0	0	0	0	0	0	0
02:30	0	0	0	0	0	0	0	0	0	0	0	0	0	0	0	0	0	0
02:45	0	0	0	0	0	0	0	0	0	0	0	0	0	0	0	0	0	0
Hour	0	0	0	0	0	0	0	0	0	0	0	0	0	0	0	0	0	0
03:00	0	0	0	0	0	0	0	0	0	0	0	0	0	0	0	0	0	0
03:15	0	0	0	0	0	0	0	0	0	0	0	0	0	0	0	0	0	0
03:30	0	0	0	0	0	0	0	0	0	0	0	0	0	0	0	0	0	0
03:45	0	0	0	0	0	0	0	0	0	0	0	0	0	0	0	0	0	0
Hour	0	0	0	0	0	0	0	0	0	0	0	0	0	0	0	0	0	0
04:00	0	0	0	0	0	0	0	0	0	0	0	0	0	0	0	0	0	0
04:15	0	0	0	0	0	0	0	0	0	0	0	0	0	0	0	0	0	0
04:30	0	0	0	0	0	0	0	0	0	0	0	0	0	0	0	0	0	0
04:45	1	0	0	0	0	0	0	0	1	0	0	0	0	0	0	0	0	0
Hour	1	0	0	0	0	0	0	0	1	0	0	0	0	0	0	0	0	0
05:00	0	0	0	0	0	0	0	0	0	0	0	0	0	0	0	0	0	0
05:15	1	0	0	0	0	0	0	0	1	0	0	0	0	0	0	0	0	0
05:30	0	0	0	1	0	0	0	0	1	0	0	0	0	0	0	0	0	0
05:45	0	0	0	1	0	0	0	0	1	0	0	0	0	0	0	0	0	0
Hour	1	0	0	2	0	0	0	0	3	0	0	0	0	0	0	0	0	0
06:00	0	0	0	0	0	0	0	0	0	0	0	0	0	0	0	0	0	0
06:15	2	0	0	0	0	0	0	0	2	0	0	0	0	0	0	0	0	0
06:30	1	0	0	0	0	0	0	0	1	0	0	0	0	0	0	0	0	0
06:45	0	0	0	1	0	0	0	0	1	0	0	0	0	0	0	0	0	0
Hour	3	0	0	1	0	0	0	0	4	0	0	0	0	0	0	0	0	0
07:00	1	0	0	0	0	0	0	0	1	0	0	0	0	0	0	0	0	0
07:15	3	0	1	0	0	0	0	0	4	0	0	0	0	0	0	0	0	0
07:30	3	0	1	0	0	0	0	0	4	0	0	0	0	0	0	0	0	0
07:45	5	0	1	1	0	0	0	0	7	0	0	0	0	0	0	0	0	0
Hour	12	0	3	1	0	0	0	0	16	0	0	0	0	0	0	0	0	0
08:00	1	0	0	1	0	0	0	0	2	0	0	0	0	0	0	0	0	0
08:15	1	0	3	0	0	0	0	0	4	0	0	0	0	0	0	0	0	0
08:30	2	0	1	0	0	0	0	0	3	0	0	0	0	0	0	0	0	0
08:45	1	0	1	0	0	0	0	0	2	1	0	0	0	0	0	0	0	1
Hour	5	0	5	1	0	0	0	0	11	1	0	0	0	0	0	0	0	1
09:00	2	0	1	1	0	0	0	0	4	0	0	0	0	0	0	0	0	0
09:15	3	0	0	0	0	0	0	0	3	0	0	0	0	0	0	0	0	0
09:30	2	0	2	0	0	0	0	0	4	0	0	0	0	0	0	0	0	0
09:45	2	0	2	1	0	0	0	0	5	0	0	0	0	0	0	0	0	0
Hour	9	0	5	2	0	0	0	0	16	0	0	0	0	0	0	0	0	0
10:00	1	0	1	0	0	0	0	0	2	0	0	0	0	0	0	0	0	0
10:15	4	0	1	1	0	0	0	0	6	0	0	0	0	0	0	0	0	0
10:30	2	0	3	0	0	0	0	0	5	0	0	0	0	0	0	0	0	0
10:45	3	0	2	0	0	0	0	0	5	0	0	0	0	0	0	0	0	0
Hour	10	0	7	1	0	0	0	0	18	0	0	0	0	0	0	0	0	0
11:00	1	0	1	1	0	0	0	0	3	0	0	0	0	0	0	0	0	0
11:15	4	0	1	0	0	0	0	0	5	0	0	0	0	0	0	0	0	0
11:30	1	0	1	1	0	0	0	0	3	0	0	0	0	0	0	0	0	0
11:45	2	0	0	0	0	0	0	0	2	0	0	0	0	0	0	0	0	0
Hour	8	0	3	2	0	0	0	0	13	0	0	0	0	0	0	0	0	0
Total	51	0	23	10	0	0	0	0	84	1	0	0	0	0	0	0	0	1

Site No. 3
Location R131(NW) / Pigoen House Road / R131(SW) / South Bank Road / Sean Moore Road / Diner Access
Date 04 April 2017

Time	B to E - Pigoen House Road to Sean Moore Road								Veh. Total	B to D - Pigoen House Road to South Bank Road								Veh. Total
	CAR	TAXI	LGV	HGV	Dbus	Obus	M/C	P/C		CAR	TAXI	LGV	HGV	Dbus	Obus	M/C	P/C	
00:00	0	0	0	0	0	0	0	0	0	0	0	0	0	0	0	0	0	0
00:15	0	0	0	0	0	0	0	0	0	1	0	0	0	0	0	0	0	1
00:30	0	0	0	0	0	0	0	0	0	0	0	0	0	0	0	0	0	0
00:45	0	0	0	0	0	0	0	0	0	0	0	0	0	0	0	0	0	0
Hour	0	0	0	0	0	0	0	0	0	1	0	0	0	0	0	0	0	1
01:00	0	0	0	0	0	0	0	0	0	0	0	0	0	0	0	0	0	0
01:15	0	0	0	0	0	0	0	0	0	0	0	0	0	0	0	0	0	0
01:30	0	0	0	0	0	0	0	0	0	0	0	0	0	0	0	0	0	0
01:45	0	0	0	0	0	0	0	0	0	0	0	0	0	0	0	0	0	0
Hour	0	0	0	0	0	0	0	0	0	0	0	0	0	0	0	0	0	0
02:00	0	0	0	0	0	0	0	0	0	0	0	0	0	0	0	0	0	0
02:15	0	0	0	0	0	0	0	0	0	0	0	0	0	0	0	0	0	0
02:30	0	0	0	0	0	0	0	0	0	0	0	0	0	0	0	0	0	0
02:45	0	0	0	0	0	0	0	0	0	0	0	0	0	0	0	0	0	0
Hour	0	0	0	0	0	0	0	0	0	0	0	0	0	0	0	0	0	0
03:00	0	0	0	0	0	0	0	0	0	0	0	0	0	0	0	0	0	0
03:15	0	0	0	0	0	0	0	0	0	0	0	0	0	0	0	0	0	0
03:30	0	0	0	0	0	0	0	0	0	0	0	0	0	0	0	0	0	0
03:45	0	0	0	0	0	0	0	0	0	0	0	0	0	0	0	0	0	0
Hour	0	0	0	0	0	0	0	0	0	0	0	0	0	0	0	0	0	0
04:00	0	0	0	0	0	0	0	0	0	1	0	0	0	0	0	0	0	1
04:15	0	0	0	0	0	0	0	0	0	0	0	0	0	0	0	0	0	0
04:30	0	0	0	0	0	0	0	0	0	0	0	0	0	0	0	0	0	0
04:45	0	0	0	0	0	0	0	0	0	1	0	0	0	0	0	0	0	1
Hour	0	0	0	0	0	0	0	0	0	2	0	0	0	0	0	0	0	2
05:00	0	0	0	0	0	0	0	0	0	0	0	0	0	0	0	0	0	0
05:15	0	0	0	0	0	0	0	0	0	0	0	0	0	0	0	0	0	0
05:30	1	0	0	0	0	0	0	0	1	0	0	0	0	0	0	0	0	0
05:45	1	0	0	0	0	0	0	0	1	0	0	0	0	0	0	0	0	0
Hour	2	0	0	0	0	0	0	0	2	0	0	0	0	0	0	0	0	0
06:00	0	0	0	0	0	0	0	0	0	0	0	0	0	0	0	1	0	1
06:15	0	0	0	0	0	0	0	0	0	1	0	0	0	0	0	0	0	1
06:30	0	0	0	0	0	0	0	0	0	3	0	1	0	0	0	0	3	7
06:45	0	0	0	0	0	0	0	0	0	1	0	1	0	0	0	0	2	4
Hour	0	0	0	0	0	0	0	0	0	5	0	2	0	0	0	1	5	13
07:00	0	0	0	1	0	0	0	0	1	1	0	1	0	0	0	0	1	3
07:15	0	0	0	0	0	0	0	0	0	1	0	1	0	0	0	1	1	4
07:30	0	0	0	0	0	0	0	0	0	2	0	1	0	0	0	0	0	3
07:45	0	0	0	0	0	0	0	0	0	4	0	1	0	0	0	0	1	6
Hour	0	0	0	1	0	0	0	0	1	8	0	4	0	0	0	1	3	16
08:00	0	0	0	0	0	0	0	0	0	1	0	2	0	0	0	0	0	3
08:15	0	0	0	0	0	0	0	0	0	0	0	1	0	0	0	0	0	1
08:30	0	0	0	0	0	0	0	0	0	1	0	2	0	0	0	0	0	3
08:45	0	0	0	0	0	0	0	0	0	1	0	1	0	0	0	0	0	2
Hour	0	0	0	0	0	0	0	0	0	3	0	6	0	0	0	0	0	9
09:00	0	0	2	0	0	0	0	0	2	0	0	0	0	0	0	0	0	0
09:15	0	0	0	0	0	0	0	0	0	1	0	0	0	0	0	0	0	1
09:30	0	0	0	0	0	0	0	0	0	1	0	0	0	0	0	0	0	1
09:45	0	0	1	0	0	0	0	0	1	1	0	1	0	0	0	0	1	3
Hour	0	0	3	0	0	0	0	0	3	3	0	1	0	0	0	0	1	5
10:00	1	0	1	0	0	0	0	0	2	0	0	1	1	0	0	0	2	4
10:15	0	0	0	0	0	0	0	0	0	0	0	0	0	0	0	0	0	0
10:30	1	0	0	0	0	0	0	0	1	0	0	2	0	0	0	0	0	2
10:45	0	0	1	0	0	0	0	0	1	2	0	1	0	0	0	0	0	3
Hour	2	0	2	0	0	0	0	0	4	2	0	4	1	0	0	0	2	9
11:00	0	0	0	0	0	0	0	0	0	1	0	0	0	0	0	0	0	1
11:15	0	0	0	0	0	0	0	0	0	1	0	0	0	0	0	0	0	1
11:30	0	0	0	0	0	0	0	0	0	2	0	0	0	0	0	0	0	2
11:45	0	0	0	0	0	0	0	0	0	2	0	2	0	0	0	0	0	4
Hour	0	0	0	0	0	0	0	0	0	6	0	2	0	0	0	0	0	8
Total	4	0	5	1	0	0	0	0	10	30	0	19	1	0	0	2	11	63

Site No. 3
Location R131(NW) / Pigoen House Road / R131(SW) / South Bank Road / Sean Moore Road / Diner Access
Date 04 April 2017

Time	B to C - Pigoen House Road to R131(SW)								Veh. Total	B to B - Pigoen House Road to Pigoen House Road								Veh. Total
	CAR	TAXI	LGV	HGV	Dbus	Obus	M/C	P/C		CAR	TAXI	LGV	HGV	Dbus	Obus	M/C	P/C	
00:00	0	0	0	0	0	0	0	0	0	0	0	0	0	0	0	0	0	0
00:15	0	0	0	0	0	0	0	0	0	0	0	0	0	0	0	0	0	0
00:30	0	0	0	0	0	0	0	0	0	0	0	0	0	0	0	0	0	0
00:45	0	0	0	0	0	0	0	0	0	1	0	0	0	0	0	0	0	1
Hour	0	0	0	0	0	0	0	0	0	1	0	0	0	0	0	0	0	1
01:00	1	0	0	0	0	0	0	0	1	0	0	0	0	0	0	0	0	0
01:15	0	0	0	0	0	0	0	0	0	0	0	0	0	0	0	0	0	0
01:30	0	0	0	0	0	0	0	0	0	0	0	0	0	0	0	0	0	0
01:45	0	0	0	0	0	0	0	0	0	0	0	0	0	0	0	0	0	0
Hour	1	0	0	0	0	0	0	0	1	0	0	0	0	0	0	0	0	0
02:00	0	0	0	0	0	0	0	0	0	0	0	0	0	0	0	0	0	0
02:15	0	0	0	0	0	0	0	0	0	0	0	0	0	0	0	0	0	0
02:30	0	0	0	0	0	0	0	0	0	0	0	0	0	0	0	0	0	0
02:45	0	0	0	0	0	0	0	0	0	0	0	0	0	0	0	0	0	0
Hour	0	0	0	0	0	0	0	0	0	0	0	0	0	0	0	0	0	0
03:00	0	0	0	0	0	0	0	0	0	0	0	0	0	0	0	0	0	0
03:15	0	0	0	0	0	0	0	0	0	0	0	0	0	0	0	0	0	0
03:30	0	0	0	0	0	0	0	0	0	0	0	0	0	0	0	0	0	0
03:45	0	0	0	0	0	0	0	0	0	0	0	0	0	0	0	0	0	0
Hour	0	0	0	0	0	0	0	0	0	0	0	0	0	0	0	0	0	0
04:00	0	1	0	0	0	0	0	0	1	0	0	0	0	0	0	0	0	0
04:15	0	0	0	0	0	0	0	0	0	0	0	0	0	0	0	0	0	0
04:30	0	0	0	0	0	0	0	0	0	0	0	0	0	0	0	0	0	0
04:45	0	0	0	0	0	0	0	0	0	0	0	0	0	0	0	0	0	0
Hour	0	1	0	0	0	0	0	0	1	0	0	0	0	0	0	0	0	0
05:00	0	0	0	0	0	0	0	0	0	0	0	0	0	0	0	0	0	0
05:15	1	1	0	0	0	0	0	0	2	0	0	0	0	0	0	0	0	0
05:30	1	0	0	0	0	0	0	0	1	0	0	0	0	0	0	0	0	0
05:45	0	0	0	0	0	0	0	0	0	0	0	0	0	0	0	0	0	0
Hour	2	1	0	0	0	0	0	0	3	0	0	0	0	0	0	0	0	0
06:00	0	0	0	0	0	0	0	0	0	0	0	0	0	0	0	0	0	0
06:15	2	0	0	0	0	0	0	0	2	0	0	0	0	0	0	0	0	0
06:30	3	0	0	0	0	0	0	0	3	0	0	0	0	0	0	0	0	0
06:45	0	0	0	0	0	0	0	0	0	0	0	0	0	0	0	0	0	0
Hour	5	0	0	0	0	0	0	0	5	0	0	0	0	0	0	0	0	0
07:00	3	0	0	0	0	0	0	0	3	0	0	0	0	0	0	0	0	0
07:15	4	0	0	0	0	0	0	0	4	0	0	0	0	0	0	0	0	0
07:30	5	0	0	0	0	0	0	0	5	0	0	0	0	0	0	0	0	0
07:45	2	0	0	0	0	0	0	0	2	0	0	0	0	0	0	0	0	0
Hour	14	0	0	0	0	0	0	0	14	0	0	0	0	0	0	0	0	0
08:00	6	0	0	1	0	0	0	0	7	0	0	0	0	0	0	0	0	0
08:15	4	0	0	0	0	0	0	0	4	0	0	0	0	0	0	0	0	0
08:30	7	0	2	0	0	0	0	0	9	0	0	0	0	0	0	0	0	0
08:45	10	0	2	0	0	0	0	0	12	0	0	1	0	0	0	0	0	1
Hour	27	0	4	1	0	0	0	0	32	0	0	1	0	0	0	0	0	1
09:00	7	0	0	0	0	0	0	0	7	0	0	0	0	0	0	0	0	0
09:15	5	0	1	0	0	0	0	0	6	0	0	0	0	0	0	0	0	0
09:30	5	0	1	0	0	0	0	0	6	0	0	0	0	0	0	0	0	0
09:45	5	0	1	0	0	0	0	0	6	0	0	0	0	0	0	0	0	0
Hour	22	0	3	0	0	0	0	0	25	0	0	0	0	0	0	0	0	0
10:00	6	0	0	0	0	0	0	0	6	0	0	0	0	0	0	0	0	0
10:15	6	0	1	0	0	0	0	0	7	0	0	0	0	0	0	0	0	0
10:30	3	0	1	0	0	0	0	0	4	0	0	0	0	0	0	0	0	0
10:45	8	0	0	1	0	0	0	0	9	0	0	0	0	0	0	0	0	0
Hour	23	0	2	1	0	0	0	0	26	0	0	0	0	0	0	0	0	0
11:00	7	0	1	0	0	0	0	0	8	0	0	0	0	0	0	0	0	0
11:15	5	1	0	0	0	0	0	0	6	0	0	0	0	0	0	0	0	0
11:30	8	0	0	0	0	1	0	0	9	0	0	0	0	0	0	0	0	0
11:45	7	0	6	0	0	1	0	0	14	0	0	0	0	0	0	0	0	0
Hour	27	1	7	0	0	2	0	0	37	0	0	0	0	0	0	0	0	0
Total	121	3	16	2	0	2	0	0	144	1	0	1	0	0	0	0	0	2

Site No. 3
Location R131(NW) / Pigoen House Road / R131(SW) / South Bank Road / Sean Moore Road / Diner Access
Date 04 April 2017

Time	C to B - R131(SW) to Pigoen House Road								Veh. Total	C to A - R131(SW) to R131(NW)								Veh. Total
	CAR	TAXI	LGV	HGV	Dbus	Obus	M/C	P/C		CAR	TAXI	LGV	HGV	Dbus	Obus	M/C	P/C	
00:00	0	0	0	0	0	0	0	0	0	3	2	0	0	1	0	0	0	6
00:15	0	0	0	0	0	0	0	0	0	1	0	0	0	0	0	0	0	1
00:30	0	0	0	0	0	0	0	0	0	2	0	1	0	0	0	0	0	3
00:45	0	0	0	0	0	0	0	0	0	3	0	0	0	0	0	0	0	3
Hour	0	0	0	0	0	0	0	0	0	9	2	1	0	1	0	0	0	13
01:00	0	0	0	0	0	0	0	0	0	3	0	0	1	0	0	0	0	4
01:15	1	0	0	0	0	0	0	0	1	3	0	0	1	0	0	0	0	4
01:30	0	0	1	0	0	0	0	0	1	1	2	0	1	0	0	0	0	4
01:45	0	0	0	0	0	0	0	0	0	2	1	0	1	0	0	0	0	4
Hour	1	0	1	0	0	0	0	0	2	9	3	0	4	0	0	0	0	16
02:00	0	0	0	0	0	0	0	0	0	2	0	0	0	0	0	0	0	2
02:15	0	0	0	0	0	0	0	0	0	0	0	0	0	0	0	0	0	0
02:30	0	0	0	0	0	0	0	0	0	1	0	0	0	0	0	0	0	1
02:45	0	0	0	0	0	0	0	0	0	0	0	0	1	0	0	0	0	1
Hour	0	0	0	0	0	0	0	0	0	3	0	0	1	0	0	0	0	4
03:00	0	0	0	0	0	0	0	0	0	1	0	0	0	0	0	0	0	1
03:15	0	0	0	0	0	0	0	0	0	1	0	0	0	0	0	0	0	1
03:30	0	0	0	0	0	0	0	0	0	0	2	0	0	0	0	0	0	2
03:45	0	0	0	0	0	0	0	0	0	2	0	0	2	0	0	1	0	5
Hour	0	0	0	0	0	0	0	0	0	4	2	0	2	0	0	1	0	9
04:00	0	0	0	0	0	0	0	0	0	4	3	0	1	0	0	0	0	8
04:15	0	0	0	0	0	0	0	0	0	8	5	0	2	0	1	0	0	16
04:30	0	0	0	0	0	0	0	0	0	14	3	0	2	0	0	0	0	19
04:45	0	0	0	0	0	0	0	0	0	16	8	3	0	0	0	0	0	27
Hour	0	0	0	0	0	0	0	0	0	42	19	3	5	0	1	0	0	70
05:00	0	0	0	1	0	0	0	0	1	20	7	1	0	0	0	0	0	28
05:15	0	0	1	0	0	1	0	0	2	25	11	1	3	0	0	0	0	40
05:30	0	0	0	0	0	0	0	0	0	23	6	0	1	0	0	0	0	30
05:45	0	0	0	0	0	0	0	0	0	15	12	2	4	0	0	1	0	34
Hour	0	0	1	1	0	1	0	0	3	83	36	4	8	0	0	1	0	132
06:00	0	1	0	1	0	0	0	0	2	35	7	1	4	0	0	0	0	47
06:15	3	0	0	0	0	0	0	1	4	36	6	2	2	0	0	1	1	48
06:30	3	0	0	0	0	0	0	1	4	42	4	5	2	0	1	6	1	61
06:45	3	0	0	0	0	0	0	0	3	64	6	4	4	0	0	0	1	79
Hour	9	1	0	1	0	0	0	2	13	177	23	12	12	0	1	7	3	235
07:00	5	0	2	0	0	0	0	0	7	101	16	6	2	0	0	2	2	129
07:15	4	0	0	0	0	0	0	1	5	116	13	9	0	1	0	3	2	144
07:30	5	0	4	0	0	0	0	3	12	133	6	6	1	0	1	4	2	153
07:45	12	0	1	0	0	0	0	2	15	161	6	12	3	0	1	3	6	192
Hour	26	0	7	0	0	0	0	6	39	511	41	33	6	1	2	12	12	618
08:00	12	0	0	0	0	0	0	1	13	162	7	7	1	0	0	3	5	185
08:15	7	0	0	0	0	0	0	1	8	133	5	3	3	0	0	10	4	158
08:30	21	0	0	0	0	0	0	3	24	132	13	5	2	0	1	5	7	165
08:45	19	1	1	1	0	0	0	2	24	147	10	12	2	1	2	6	3	183
Hour	59	1	1	1	0	0	0	7	69	574	35	27	8	1	3	24	19	691
09:00	8	1	3	0	0	0	0	1	13	106	9	12	2	4	2	4	3	142
09:15	6	1	0	0	0	0	0	0	7	114	12	8	8	1	2	2	2	149
09:30	8	1	1	0	0	0	0	0	10	111	5	10	2	6	2	3	1	140
09:45	11	0	1	0	0	0	0	0	12	114	6	12	5	6	0	0	1	144
Hour	33	3	5	0	0	0	0	1	42	445	32	42	17	17	6	9	7	575
10:00	10	0	2	1	0	0	0	0	13	90	8	10	1	0	1	5	2	117
10:15	6	0	1	0	0	0	0	0	7	90	6	8	2	2	0	1	0	109
10:30	6	0	0	0	0	0	0	0	6	90	5	13	3	1	2	1	0	115
10:45	4	2	1	1	0	0	0	0	8	78	8	7	4	1	0	0	1	99
Hour	26	2	4	2	0	0	0	0	34	348	27	38	10	4	3	7	3	440
11:00	5	1	0	0	0	0	0	1	7	73	7	15	1	0	0	0	0	96
11:15	4	0	2	0	0	0	0	0	6	75	7	20	3	0	0	0	0	105
11:30	8	0	3	0	0	0	0	1	12	71	4	14	1	0	0	0	1	91
11:45	7	0	0	0	0	0	0	0	7	94	3	19	3	0	0	0	2	121
Hour	24	1	5	0	0	0	0	2	32	313	21	68	8	0	0	0	3	413
Total	178	8	24	5	0	1	0	18	234	2518	241	228	81	24	16	61	47	3216

Site No. 3
Location R131(NW) / Pigoen House Road / R131(SW) / South Bank Road / Sean Moore Road / Diner Access
Date 04 April 2017

Time	C to F - R131(SW) to Diner Access								Veh. Total	C to E - R131(SW) to Sean Moore Road								Veh. Total
	CAR	TAXI	LGV	HGV	Dbus	Obus	M/C	P/C		CAR	TAXI	LGV	HGV	Dbus	Obus	M/C	P/C	
00:00	0	0	0	0	0	0	0	0	0	0	0	0	0	0	0	0	0	0
00:15	0	0	0	0	0	0	0	0	0	1	0	0	0	0	0	0	0	1
00:30	0	0	0	0	0	0	0	0	0	0	0	0	0	0	0	0	0	0
00:45	0	0	0	0	0	0	0	0	0	0	0	0	0	0	0	0	0	0
Hour	0	0	0	0	0	0	0	0	0	1	0	0	0	0	0	0	0	1
01:00	0	0	0	0	0	0	0	0	0	0	0	0	0	0	0	0	0	0
01:15	0	0	0	0	0	0	0	0	0	0	0	0	0	0	0	0	0	0
01:30	0	0	0	0	0	0	0	0	0	0	0	0	0	0	0	0	0	0
01:45	0	0	0	0	0	0	0	0	0	0	0	0	0	0	0	0	0	0
Hour	0	0	0	0	0	0	0	0	0	0	0	0	0	0	0	0	0	0
02:00	0	0	0	0	0	0	0	0	0	0	0	0	0	0	0	0	0	0
02:15	0	0	0	0	0	0	0	0	0	0	0	0	0	0	0	0	0	0
02:30	0	0	0	0	0	0	0	0	0	0	0	0	0	0	0	0	0	0
02:45	0	0	0	0	0	0	0	0	0	0	0	0	0	0	0	0	0	0
Hour	0	0	0	0	0	0	0	0	0	0	0	0	0	0	0	0	0	0
03:00	0	0	0	0	0	0	0	0	0	0	0	0	0	0	0	0	0	0
03:15	0	0	0	0	0	0	0	0	0	0	0	0	0	0	0	0	0	0
03:30	0	0	0	0	0	0	0	0	0	0	0	0	0	0	0	0	0	0
03:45	0	0	0	0	0	0	0	0	0	0	0	0	0	0	0	0	0	0
Hour	0	0	0	0	0	0	0	0	0	0	0	0	0	0	0	0	0	0
04:00	0	0	0	0	0	0	0	0	0	0	0	0	0	0	0	0	0	0
04:15	0	0	0	0	0	0	0	0	0	0	0	0	0	0	0	0	0	0
04:30	0	0	0	0	0	0	0	0	0	0	0	0	0	0	0	0	0	0
04:45	0	0	0	0	0	0	0	0	0	0	0	0	0	0	0	0	0	0
Hour	0	0	0	0	0	0	0	0	0	0	0	0	0	0	0	0	0	0
05:00	0	0	0	0	0	0	0	0	0	1	0	0	0	0	0	0	0	1
05:15	0	0	0	0	0	0	0	0	0	1	0	0	0	0	0	0	0	1
05:30	0	0	0	0	0	0	0	0	0	0	0	0	0	0	0	0	0	0
05:45	0	0	0	0	0	0	0	0	0	2	0	0	2	0	0	0	0	4
Hour	0	0	0	0	0	0	0	0	0	4	0	0	2	0	0	0	0	6
06:00	0	0	0	0	0	0	0	0	0	1	0	0	1	0	0	0	0	2
06:15	0	0	0	0	0	0	0	0	0	1	0	0	1	0	0	0	0	2
06:30	0	0	0	0	0	0	0	0	0	3	0	0	0	0	0	0	2	5
06:45	0	0	0	0	0	0	0	0	0	5	0	1	0	0	0	0	0	6
Hour	0	0	0	0	0	0	0	0	0	10	0	1	2	0	0	0	2	15
07:00	0	0	0	0	0	0	0	0	0	1	0	0	0	0	0	0	0	1
07:15	0	0	0	0	0	0	0	0	0	2	0	0	0	0	0	0	0	2
07:30	0	0	0	0	0	0	0	0	0	1	0	0	0	0	0	0	0	1
07:45	0	0	0	0	0	0	0	0	0	1	0	2	0	0	1	0	0	4
Hour	0	0	0	0	0	0	0	0	0	0	0	0	0	0	0	0	0	8
08:00	0	0	0	0	0	0	0	0	0	1	0	0	0	0	0	0	1	2
08:15	0	0	0	0	0	0	0	0	0	0	0	0	0	0	0	0	0	0
08:30	0	0	0	0	0	0	0	0	0	0	0	1	0	0	0	0	0	1
08:45	0	0	0	0	0	0	0	0	0	1	0	0	1	0	0	0	1	3
Hour	0	0	0	0	0	0	0	0	0	0	0	0	0	0	0	0	2	6
09:00	0	0	0	0	0	0	0	0	0	2	0	0	1	0	0	0	0	3
09:15	0	0	0	0	0	0	0	0	0	2	0	0	0	0	0	0	0	2
09:30	0	0	0	0	0	0	0	0	0	2	0	0	1	0	0	0	0	3
09:45	0	0	0	0	0	0	0	0	0	2	1	0	0	0	0	0	0	3
Hour	0	0	0	0	0	0	0	0	0	0	0	0	0	0	0	0	0	11
10:00	0	0	0	0	0	0	0	0	0	1	0	2	0	0	0	0	0	3
10:15	0	0	0	0	0	0	0	0	0	1	0	1	0	0	0	0	0	2
10:30	0	0	0	0	0	0	0	0	0	0	0	1	0	0	0	0	0	1
10:45	0	0	0	0	0	0	0	0	0	1	0	0	0	0	0	0	0	1
Hour	0	0	0	0	0	0	0	0	0	0	0	0	0	0	0	0	0	7
11:00	0	0	0	0	0	0	0	0	0	0	0	0	0	0	0	0	0	0
11:15	0	0	0	0	0	0	0	0	0	3	0	2	0	0	0	0	0	5
11:30	0	0	0	0	0	0	0	0	0	5	0	0	0	0	0	0	1	6
11:45	0	0	0	0	0	0	0	0	0	4	0	0	1	0	0	0	0	5
Hour	0	0	0	0	0	0	0	0	0	12	0	2	1	0	0	0	1	16
Total	0	0	0	0	0	0	0	0	0	27	0	3	5	0	0	0	5	70

Site No. 3
Location R131(NW) / Pigoen House Road / R131(SW) / South Bank Road / Sean Moore Road / Diner Access
Date 04 April 2017

Time	C to D - R131(SW) to South Bank Road								Veh. Total	C to C - R131(SW) to R131(SW)								Veh. Total
	CAR	TAXI	LGV	HGV	Dbus	Obus	M/C	P/C		CAR	TAXI	LGV	HGV	Dbus	Obus	M/C	P/C	
00:00	1	0	0	0	0	0	0	0	1	0	0	0	0	0	0	0	0	0
00:15	2	1	1	1	0	0	0	0	5	0	0	0	0	0	0	0	0	0
00:30	1	0	0	0	0	0	0	0	1	0	0	0	0	0	0	0	0	0
00:45	0	1	1	0	0	0	0	0	2	0	0	0	0	0	0	0	0	0
Hour	4	2	2	1	0	0	0	0	9	0	0	0	0	0	0	0	0	0
01:00	1	0	0	0	0	0	0	0	1	0	0	0	0	0	0	0	0	0
01:15	0	0	0	0	0	0	0	0	0	0	0	0	0	0	0	0	0	0
01:30	0	0	0	0	0	0	0	0	0	0	0	0	0	0	0	0	0	0
01:45	1	0	0	0	0	0	0	0	1	0	0	0	0	0	0	0	0	0
Hour	2	0	0	0	0	0	0	0	2	0	0	0	0	0	0	0	0	0
02:00	0	0	0	0	0	0	0	0	0	0	0	0	0	0	0	0	0	0
02:15	0	0	0	0	0	0	0	0	0	0	0	0	0	0	0	0	0	0
02:30	0	0	0	0	0	0	0	0	0	0	0	0	0	0	0	0	0	0
02:45	0	1	1	0	0	0	0	0	2	0	0	0	0	0	0	0	0	0
Hour	0	1	1	0	0	0	0	0	2	0	0	0	0	0	0	0	0	0
03:00	2	0	0	0	0	0	0	0	2	0	0	0	0	0	0	0	0	0
03:15	0	0	0	0	0	0	0	0	0	1	0	0	0	0	0	0	0	1
03:30	1	0	0	0	0	0	0	0	1	0	0	0	0	0	0	0	0	0
03:45	0	0	0	0	0	0	0	0	0	0	0	0	0	0	0	0	0	0
Hour	3	0	0	0	0	0	0	0	3	1	0	0	0	0	0	0	0	1
04:00	0	0	0	0	0	0	0	0	0	0	0	0	0	0	0	0	0	0
04:15	0	0	0	0	0	0	0	0	0	0	0	0	0	0	0	0	0	0
04:30	1	0	0	0	0	0	0	0	1	0	0	0	0	0	0	0	0	0
04:45	1	0	0	0	0	0	0	0	1	0	0	0	0	0	0	0	0	0
Hour	2	0	0	0	0	0	0	0	2	0	0	0	0	0	0	0	0	0
05:00	2	0	0	0	0	0	0	0	2	0	0	0	0	0	0	0	0	0
05:15	2	0	0	0	0	0	0	1	3	0	0	0	0	0	0	0	0	0
05:30	6	1	0	1	0	0	0	1	9	0	0	0	0	0	0	0	0	0
05:45	3	0	2	0	0	0	0	0	5	0	0	0	0	0	0	0	0	0
Hour	13	1	2	1	0	0	0	2	19	0	0	0	0	0	0	0	0	0
06:00	12	1	2	0	0	0	0	0	15	0	0	0	0	0	0	0	0	0
06:15	53	0	12	1	0	0	1	0	67	0	0	0	0	0	0	0	0	0
06:30	60	1	20	1	0	0	3	3	88	0	1	0	0	0	0	0	0	1
06:45	69	0	9	0	0	0	0	6	84	0	0	0	0	0	0	0	0	0
Hour	194	2	43	2	0	0	4	9	254	0	1	0	0	0	0	0	0	1
07:00	62	1	10	3	0	0	0	1	77	0	0	0	0	0	0	0	0	0
07:15	40	0	6	0	0	0	0	4	50	1	0	0	0	1	0	0	0	2
07:30	26	2	4	1	0	1	1	1	36	0	0	0	0	0	0	0	0	0
07:45	15	1	4	0	0	0	1	2	23	0	0	0	0	0	0	0	0	0
Hour	143	4	24	4	0	1	2	8	186	1	0	0	0	1	0	0	0	2
08:00	14	0	5	1	0	0	0	0	20	0	0	0	0	1	0	0	0	1
08:15	5	1	2	1	0	0	0	1	10	0	0	0	0	0	0	0	0	0
08:30	6	0	1	0	0	0	0	0	7	0	0	0	0	0	0	0	0	0
08:45	4	0	3	2	0	0	0	1	10	0	1	0	0	0	0	0	0	1
Hour	29	1	11	4	0	0	0	2	47	0	1	0	0	1	0	0	0	2
09:00	10	0	0	2	0	1	0	0	13	0	0	0	0	0	0	0	0	0
09:15	4	0	3	4	0	0	0	0	11	0	0	0	0	0	0	0	0	0
09:30	8	0	1	3	0	0	0	0	12	0	0	0	0	0	0	0	0	0
09:45	11	0	6	7	0	0	0	0	24	0	0	0	0	0	0	0	0	0
Hour	33	0	10	16	0	1	0	0	60	0	0	0	0	0	0	0	0	0
10:00	12	0	2	5	0	0	0	0	19	1	0	0	0	0	0	0	0	1
10:15	8	0	4	4	0	0	0	0	16	0	0	0	0	0	0	0	0	0
10:30	8	0	3	4	0	0	0	0	15	1	0	0	0	0	0	0	0	1
10:45	9	2	5	6	0	0	0	1	23	0	0	0	0	0	0	0	0	0
Hour	37	2	14	19	0	0	0	1	73	2	0	0	0	0	0	0	0	2
11:00	5	1	5	4	0	0	1	0	16	0	0	0	0	0	0	0	0	0
11:15	9	0	1	2	0	0	0	0	12	0	0	0	1	1	0	0	0	2
11:30	4	0	7	2	0	0	0	0	13	1	0	0	0	0	0	0	0	1
11:45	8	0	4	2	0	0	1	1	16	0	0	0	0	0	0	0	0	0
Hour	26	1	17	10	0	0	2	1	57	1	0	0	1	1	0	0	0	3
Total	486	14	124	57	0	2	8	23	714	5	2	0	1	3	0	0	0	11

Site No. 3
Location R131(NW) / Pigoen House Road / R131(SW) / South Bank Road / Sean Moore Road / Diner Access
Date 04 April 2017

Time	D to C - South Bank Road to R131(SW)								Veh. Total	D to B - South Bank Road to Pigoen House Road								Veh. Total
	CAR	TAXI	LGV	HGV	Dbus	Obus	M/C	P/C		CAR	TAXI	LGV	HGV	Dbus	Obus	M/C	P/C	
00:00	2	0	0	1	0	0	0	0	3	0	0	0	0	0	0	0	0	0
00:15	1	1	1	0	0	0	0	0	3	0	0	0	0	0	0	0	0	0
00:30	1	0	0	0	0	0	0	0	1	0	0	0	0	0	0	0	0	0
00:45	1	0	0	0	0	0	0	0	1	0	0	0	0	0	0	0	0	0
Hour	5	1	1	1	0	0	0	0	8	0	0	0	0	0	0	0	0	0
01:00	2	0	1	0	0	0	0	0	3	0	0	0	0	0	0	0	0	0
01:15	0	1	0	0	0	0	0	0	1	0	0	0	0	0	0	0	0	0
01:30	1	0	0	0	0	0	0	0	1	0	0	0	0	0	0	0	0	0
01:45	0	0	1	0	0	0	0	0	1	0	0	0	0	0	0	0	0	0
Hour	3	1	2	0	0	0	0	0	6	0	0	0	0	0	0	0	0	0
02:00	0	0	0	0	0	0	0	0	0	0	0	0	0	0	0	0	0	0
02:15	0	0	0	0	0	0	0	0	0	0	0	0	0	0	0	0	0	0
02:30	1	0	0	0	0	0	0	0	1	0	0	0	0	0	0	0	0	0
02:45	2	0	0	0	0	0	0	0	2	0	0	0	0	0	0	0	0	0
Hour	3	0	0	0	0	0	0	0	3	0	0	0	0	0	0	0	0	0
03:00	0	1	0	0	0	0	0	0	1	0	0	0	0	0	0	0	0	0
03:15	0	0	0	0	0	0	0	0	0	0	0	0	0	0	0	0	0	0
03:30	0	0	0	0	0	0	0	0	0	0	0	0	0	0	0	0	0	0
03:45	0	0	0	0	0	0	0	0	0	0	0	0	0	0	0	0	0	0
Hour	0	1	0	0	0	0	0	0	1	0	0	0	0	0	0	0	0	0
04:00	2	0	0	0	0	0	0	0	2	0	0	0	0	0	0	0	0	0
04:15	0	0	0	0	0	0	0	0	0	0	0	0	0	0	0	0	0	0
04:30	0	0	0	0	0	0	0	0	0	0	0	0	0	0	0	0	0	0
04:45	0	0	0	0	0	0	0	0	0	0	0	0	0	0	0	0	0	0
Hour	2	0	0	0	0	0	0	0	2	0	0	0	0	0	0	0	0	0
05:00	0	0	0	0	0	0	0	0	0	0	0	0	0	0	0	0	0	0
05:15	1	0	0	0	0	0	0	0	1	0	0	0	0	0	0	0	0	0
05:30	7	0	1	0	0	0	0	0	8	0	0	0	0	0	0	0	0	0
05:45	10	0	2	0	0	0	0	0	12	0	0	0	0	0	0	0	0	0
Hour	18	0	3	0	0	0	0	0	21	0	0	0	0	0	0	0	0	0
06:00	1	0	0	1	0	0	0	0	2	0	0	0	0	0	0	0	0	0
06:15	0	2	0	0	0	0	0	0	2	0	0	0	0	0	0	0	0	0
06:30	1	0	1	1	0	0	0	1	4	0	0	0	0	0	0	0	0	0
06:45	6	0	0	1	0	0	0	0	7	0	0	0	0	0	0	0	0	0
Hour	8	2	1	3	0	0	0	1	15	0	0	0	0	0	0	0	0	0
07:00	2	1	2	2	0	0	0	1	8	0	0	0	0	0	0	0	0	0
07:15	3	0	1	7	0	0	0	0	11	0	0	0	0	0	0	0	0	0
07:30	2	1	0	4	0	1	0	0	8	2	1	0	0	0	0	0	0	3
07:45	0	1	1	0	0	0	0	0	2	0	0	0	0	0	0	0	0	0
Hour	7	3	4	13	0	1	0	1	29	2	1	0	0	0	0	0	0	3
08:00	0	0	4	2	0	0	0	0	6	0	0	0	0	0	0	0	0	0
08:15	1	1	1	2	0	0	0	0	5	0	0	0	0	0	0	0	0	0
08:30	1	0	2	3	0	0	0	1	7	0	0	0	0	0	0	0	0	0
08:45	4	0	0	6	0	0	0	0	10	3	0	0	0	0	0	0	0	3
Hour	6	1	7	13	0	0	0	1	28	3	0	0	0	0	0	0	0	3
09:00	2	0	2	0	0	0	1	0	5	0	0	0	0	0	0	0	0	0
09:15	4	0	2	3	0	0	0	1	10	1	0	0	0	0	0	0	0	1
09:30	4	0	2	0	0	0	0	0	6	0	0	1	0	0	0	0	0	1
09:45	6	0	1	6	0	0	0	0	13	2	0	2	0	0	0	0	0	4
Hour	16	0	7	9	0	0	1	1	34	3	0	3	0	0	0	0	0	6
10:00	4	0	4	1	0	0	0	0	9	2	0	2	0	0	0	0	0	4
10:15	6	0	4	6	0	0	0	0	16	0	0	0	0	0	0	0	0	0
10:30	7	0	3	5	0	0	0	0	15	0	0	0	0	0	0	0	0	0
10:45	2	1	5	4	0	0	0	0	12	0	0	0	1	0	0	0	0	1
Hour	19	1	16	16	0	0	0	0	52	2	0	2	1	0	0	0	0	5
11:00	3	1	4	1	0	0	1	0	10	1	1	1	0	0	0	0	1	4
11:15	7	0	0	6	0	0	0	0	13	1	0	0	0	0	0	0	0	1
11:30	8	0	2	3	0	0	0	0	13	0	0	1	0	0	0	0	0	1
11:45	6	0	4	3	0	0	0	1	14	1	0	1	0	0	0	0	0	2
Hour	24	1	10	13	0	0	1	1	50	3	1	3	0	0	0	0	1	8
Total	111	11	51	68	0	1	2	5	249	13	2	8	1	0	0	0	1	25

Site No. 3
Location R131(NW) / Pigoen House Road / R131(SW) / South Bank Road / Sean Moore Road / Diner Access
Date 04 April 2017

Time	D to A - South Bank Road to R131(NW)								Veh. Total	D to F - South Bank Road to Diner Access								Veh. Total
	CAR	TAXI	LGV	HGV	Dbus	Obus	M/C	P/C		CAR	TAXI	LGV	HGV	Dbus	Obus	M/C	P/C	
00:00	1	0	0	0	0	0	0	0	1	0	0	0	0	0	0	0	0	0
00:15	1	0	0	0	0	0	0	0	1	0	0	0	0	0	0	0	0	0
00:30	0	0	0	0	0	0	0	0	0	0	0	0	0	0	0	0	0	0
00:45	1	0	0	0	0	0	0	0	1	0	0	0	0	0	0	0	0	0
Hour	3	0	0	0	0	0	0	0	3	0	0	0	0	0	0	0	0	0
01:00	2	0	0	0	0	0	0	0	2	0	0	0	0	0	0	0	0	0
01:15	1	0	0	0	0	0	0	0	1	0	0	0	0	0	0	0	0	0
01:30	0	0	0	0	0	0	0	0	0	0	0	0	0	0	0	0	0	0
01:45	1	0	1	0	0	0	0	0	2	0	0	0	0	0	0	0	0	0
Hour	4	0	1	0	0	0	0	0	5	0	0	0	0	0	0	0	0	0
02:00	0	0	0	0	0	0	0	0	0	0	0	0	0	0	0	0	0	0
02:15	0	0	0	0	0	0	0	0	0	0	0	0	0	0	0	0	0	0
02:30	0	0	0	0	0	0	0	0	0	0	0	0	0	0	0	0	0	0
02:45	0	0	0	0	0	0	0	0	0	0	0	0	0	0	0	0	0	0
Hour	0	0	0	0	0	0	0	0	0	0	0	0	0	0	0	0	0	0
03:00	1	0	0	0	0	0	0	0	1	0	0	0	0	0	0	0	0	0
03:15	0	0	0	0	0	0	0	0	0	0	0	0	0	0	0	0	0	0
03:30	0	0	0	0	0	0	0	0	0	0	0	0	0	0	0	0	0	0
03:45	0	0	0	0	0	0	0	0	0	0	0	0	0	0	0	0	0	0
Hour	1	0	0	0	0	0	0	0	1	0	0	0	0	0	0	0	0	0
04:00	1	0	0	0	0	0	0	1	2	0	0	0	0	0	0	0	0	0
04:15	0	0	0	1	0	0	0	0	1	0	0	0	0	0	0	0	0	0
04:30	0	0	0	0	0	0	0	0	0	0	0	0	0	0	0	0	0	0
04:45	0	0	0	0	0	0	0	0	0	0	0	0	0	0	0	0	0	0
Hour	1	0	0	1	0	0	0	1	3	0	0	0	0	0	0	0	0	0
05:00	1	0	0	0	0	0	0	0	1	0	0	0	0	0	0	0	0	0
05:15	0	0	0	1	0	0	0	0	1	0	0	0	0	0	0	0	0	0
05:30	1	0	0	0	0	0	0	0	1	0	0	0	0	0	0	0	0	0
05:45	3	0	0	2	0	0	0	2	7	0	0	0	0	0	0	0	0	0
Hour	5	0	0	3	0	0	0	2	10	0	0	0	0	0	0	0	0	0
06:00	2	0	0	0	0	0	0	1	3	0	0	0	0	0	0	0	0	0
06:15	0	0	0	2	0	0	0	0	2	0	0	0	0	0	0	0	0	0
06:30	0	0	0	3	0	0	0	0	3	0	0	0	0	0	0	0	0	0
06:45	0	0	0	8	0	0	0	0	8	0	0	0	0	0	0	0	0	0
Hour	2	0	0	13	0	0	0	1	16	0	0	0	0	0	0	0	0	0
07:00	1	0	1	3	0	0	0	0	5	0	0	0	0	0	0	0	0	0
07:15	1	0	0	9	0	0	0	0	10	0	0	0	0	0	0	0	0	0
07:30	1	0	0	8	0	0	0	0	9	0	0	0	0	0	0	0	0	0
07:45	1	0	0	12	0	0	0	0	13	0	0	0	0	0	0	0	0	0
Hour	4	0	1	32	0	0	0	0	37	0	0	0	0	0	0	0	0	0
08:00	1	0	0	10	0	0	0	0	11	0	0	0	0	0	0	0	0	0
08:15	1	0	0	6	0	0	0	0	7	0	0	0	0	0	0	0	0	0
08:30	0	0	1	8	0	0	0	0	9	0	0	0	0	0	0	0	0	0
08:45	0	0	1	6	0	0	0	0	7	0	0	0	0	0	0	0	0	0
Hour	2	0	2	30	0	0	0	0	34	0	0	0	0	0	0	0	0	0
09:00	0	0	2	5	0	0	0	0	7	0	0	0	0	0	0	0	0	0
09:15	1	0	0	7	0	0	0	0	8	0	0	0	0	0	0	0	0	0
09:30	1	0	0	5	0	1	0	0	7	0	0	0	0	0	0	0	0	0
09:45	1	0	1	5	0	0	0	0	7	0	0	0	0	0	0	0	0	0
Hour	3	0	3	22	0	1	0	0	29	0	0	0	0	0	0	0	0	0
10:00	2	0	1	5	0	0	0	0	8	0	0	0	0	0	0	0	0	0
10:15	5	0	1	3	0	0	0	0	9	0	0	0	0	0	0	0	0	0
10:30	1	1	2	11	0	0	0	0	15	0	0	0	0	0	0	0	0	0
10:45	1	0	2	9	0	0	0	0	12	0	0	0	0	0	0	0	0	0
Hour	9	1	6	28	0	0	0	0	44	0	0	0	0	0	0	0	0	0
11:00	6	0	2	8	0	0	0	1	17	0	0	0	0	0	0	0	0	0
11:15	1	0	2	14	0	0	0	0	17	0	0	0	0	0	0	0	0	0
11:30	1	0	0	10	0	0	0	0	11	0	0	0	0	0	0	0	0	0
11:45	4	1	0	7	0	0	0	0	12	0	0	1	0	0	0	0	0	1
Hour	12	1	4	39	0	0	0	1	57	0	0	1	0	0	0	0	0	1
Total	46	2	17	168	0	1	0	5	239	0	0	1	0	0	0	0	0	1

Site No. 3
Location R131(NW) / Pigoen House Road / R131(SW) / South Bank Road / Sean Moore Road / Diner Access
Date 04 April 2017

Time	D to E - South Bank Road to Sean Moore Road								Veh. Total	D to D - South Bank Road to South Bank Road								Veh. Total
	CAR	TAXI	LGV	HGV	Dbus	Obus	M/C	P/C		CAR	TAXI	LGV	HGV	Dbus	Obus	M/C	P/C	
00:00	0	0	0	0	0	0	0	0	0	0	0	0	0	0	0	0	0	0
00:15	0	0	0	0	0	0	0	0	0	0	0	0	0	0	0	0	0	0
00:30	0	0	0	0	0	0	0	0	0	0	0	0	0	0	0	0	0	0
00:45	0	0	0	0	0	0	0	0	0	0	0	0	0	0	0	0	0	0
Hour	0	0	0	0	0	0	0	0	0	0	0	0	0	0	0	0	0	0
01:00	0	0	0	0	0	0	0	0	0	0	0	0	0	0	0	0	0	0
01:15	0	0	0	0	0	0	0	0	0	0	0	0	0	0	0	0	0	0
01:30	0	0	0	0	0	0	0	0	0	0	0	0	0	0	0	0	0	0
01:45	0	0	0	0	0	0	0	0	0	0	0	0	0	0	0	0	0	0
Hour	0	0	0	0	0	0	0	0	0	0	0	0	0	0	0	0	0	0
02:00	0	0	0	0	0	0	0	0	0	0	0	0	0	0	0	0	0	0
02:15	0	0	0	0	0	0	0	0	0	0	0	0	0	0	0	0	0	0
02:30	0	0	0	0	0	0	0	0	0	0	0	0	0	0	0	0	0	0
02:45	0	0	0	0	0	0	0	0	0	0	0	0	0	0	0	0	0	0
Hour	0	0	0	0	0	0	0	0	0	0	0	0	0	0	0	0	0	0
03:00	0	0	0	0	0	0	0	0	0	0	0	0	0	0	0	0	0	0
03:15	0	0	0	0	0	0	0	0	0	0	0	0	0	0	0	0	0	0
03:30	0	0	0	0	0	0	0	0	0	0	0	0	0	0	0	0	0	0
03:45	0	0	0	0	0	0	0	0	0	0	0	0	0	0	0	0	0	0
Hour	0	0	0	0	0	0	0	0	0	0	0	0	0	0	0	0	0	0
04:00	0	0	0	0	0	0	0	0	0	0	0	0	0	0	0	0	0	0
04:15	0	0	0	0	0	0	0	0	0	0	0	0	0	0	0	0	0	0
04:30	0	0	0	0	0	0	0	0	0	0	0	0	0	0	0	0	0	0
04:45	0	0	0	0	0	0	0	0	0	0	0	0	0	0	0	0	0	0
Hour	0	0	0	0	0	0	0	0	0	0	0	0	0	0	0	0	0	0
05:00	0	0	0	0	0	0	0	0	0	0	0	0	0	0	0	0	0	0
05:15	0	0	0	0	0	0	0	0	0	0	0	0	0	0	0	0	0	0
05:30	0	0	0	1	0	0	0	0	1	0	0	0	0	0	0	0	0	0
05:45	0	0	0	0	0	0	0	0	0	0	0	0	0	0	0	0	0	0
Hour	0	0	0	1	0	0	0	0	1	0	0	0	0	0	0	0	0	0
06:00	0	0	0	0	0	0	0	0	0	0	0	0	0	0	0	0	0	0
06:15	0	0	0	0	0	0	0	0	0	0	0	0	0	0	0	0	0	0
06:30	0	0	0	1	0	0	0	0	1	0	0	0	0	0	0	0	0	0
06:45	1	0	0	0	0	0	0	0	1	0	0	0	0	0	0	0	0	0
Hour	1	0	0	1	0	0	0	0	2	0	0	0	0	0	0	0	0	0
07:00	0	0	0	2	0	0	0	0	2	0	0	0	0	0	0	0	0	0
07:15	0	0	0	0	0	0	0	0	0	0	0	0	1	0	0	0	0	1
07:30	2	0	0	2	0	0	0	0	4	0	0	0	0	0	0	0	0	0
07:45	0	0	0	0	0	0	0	0	0	0	0	0	0	0	0	0	0	0
Hour	2	0	0	4	0	0	0	0	6	0	0	0	1	0	0	0	0	1
08:00	0	0	0	1	0	0	0	0	1	0	0	0	0	0	0	0	0	0
08:15	0	0	0	1	0	0	0	0	1	0	0	0	0	0	0	0	0	0
08:30	0	0	0	0	0	0	0	0	0	0	0	0	0	0	0	0	0	0
08:45	0	0	0	0	0	0	0	0	0	0	0	0	0	0	0	0	0	0
Hour	0	0	0	2	0	0	0	0	2	0	0	0	0	0	0	0	0	0
09:00	1	0	1	1	0	0	0	0	3	0	0	0	0	0	0	0	0	0
09:15	0	0	0	2	0	0	0	0	2	0	0	0	0	0	0	0	0	0
09:30	0	0	0	2	0	0	0	0	2	0	0	0	0	0	0	0	0	0
09:45	0	0	0	4	0	0	0	0	4	0	0	0	0	0	0	0	0	0
Hour	1	0	1	9	0	0	0	0	11	0	0	0	0	0	0	0	0	0
10:00	0	0	0	2	0	0	0	0	2	0	0	0	0	0	0	0	0	0
10:15	1	0	0	4	0	0	0	0	5	0	0	0	0	0	0	0	0	0
10:30	0	0	0	2	0	0	0	0	2	0	0	0	0	0	0	0	0	0
10:45	0	0	0	3	0	0	0	0	3	0	0	0	0	0	0	0	0	0
Hour	1	0	0	11	0	0	0	0	12	0	0	0	0	0	0	0	0	0
11:00	0	0	0	1	0	0	0	0	1	0	0	0	0	0	0	0	0	0
11:15	0	0	0	3	0	0	0	0	3	0	0	0	0	0	0	0	0	0
11:30	0	0	0	1	0	0	0	0	1	0	0	0	0	0	0	0	0	0
11:45	0	0	0	0	0	0	0	0	0	0	0	0	0	0	0	0	0	0
Hour	0	0	0	5	0	0	0	0	5	0	0	0	0	0	0	0	0	0
Total	5	0	1	33	0	0	0	0	39	0	0	0	1	0	0	0	0	1

Site No. 3
Location R131(NW) / Pigoen House Road / R131(SW) / South Bank Road / Sean Moore Road / Diner Access
Date 04 April 2017

Time	E to D - Sean Moore Road to South Bank Road								Veh. Total	E to C - Sean Moore Road to R131(SW)								Veh. Total
	CAR	TAXI	LGV	HGV	Dbus	Obus	M/C	P/C		CAR	TAXI	LGV	HGV	Dbus	Obus	M/C	P/C	
00:00	0	0	0	0	0	0	0	0	0	0	0	0	0	0	0	0	0	0
00:15	0	0	0	0	0	0	0	0	0	0	0	0	0	0	0	0	0	0
00:30	0	0	0	0	0	0	0	0	0	1	0	0	0	0	0	0	0	1
00:45	0	0	0	0	0	0	0	0	0	0	0	0	0	0	0	0	0	0
Hour	0	0	0	0	0	0	0	0	0	1	0	0	0	0	0	0	0	1
01:00	0	0	0	0	0	0	0	0	0	0	0	0	0	0	0	0	0	0
01:15	0	0	0	0	0	0	0	0	0	0	0	0	0	0	0	0	0	0
01:30	0	0	0	0	0	0	0	0	0	0	0	0	0	0	0	0	0	0
01:45	0	0	0	0	0	0	0	0	0	0	0	0	0	0	0	0	0	0
Hour	0	0	0	0	0	0	0	0	0	0	0	0	0	0	0	0	0	0
02:00	0	0	0	0	0	0	0	0	0	0	0	0	0	0	0	0	0	0
02:15	0	0	0	0	0	0	0	0	0	0	0	0	0	0	0	0	0	0
02:30	0	0	0	0	0	0	0	0	0	0	0	0	0	0	0	0	0	0
02:45	0	0	0	0	0	0	0	0	0	0	0	0	0	0	0	0	0	0
Hour	0	0	0	0	0	0	0	0	0	0	0	0	0	0	0	0	0	0
03:00	0	0	0	0	0	0	0	0	0	0	0	0	0	0	0	0	0	0
03:15	0	0	0	0	0	0	0	0	0	0	0	0	0	0	0	0	0	0
03:30	0	0	0	0	0	0	0	0	0	0	0	0	0	0	0	0	0	0
03:45	0	0	0	0	0	0	0	0	0	0	0	0	0	0	0	0	0	0
Hour	0	0	0	0	0	0	0	0	0	0	0	0	0	0	0	0	0	0
04:00	0	0	0	0	0	0	0	0	0	0	0	0	0	0	0	0	0	0
04:15	0	0	0	0	0	0	0	0	0	0	0	0	0	0	0	0	0	0
04:30	0	0	0	0	0	0	0	0	0	0	0	0	0	0	0	0	0	0
04:45	0	0	0	0	0	0	0	0	0	0	0	0	0	0	1	0	0	1
Hour	0	0	0	0	0	0	0	0	0	0	0	0	0	0	1	0	0	1
05:00	0	0	0	0	0	0	0	0	0	0	0	0	1	0	0	0	0	1
05:15	0	0	0	0	0	0	0	0	0	0	0	0	0	0	0	0	0	0
05:30	0	0	0	0	0	0	0	0	0	0	0	0	0	0	0	0	0	0
05:45	0	0	0	0	0	0	0	0	0	5	0	0	1	0	0	0	0	6
Hour	0	0	0	0	0	0	0	0	0	5	0	0	2	0	0	0	0	7
06:00	0	0	0	0	0	0	0	0	0	0	0	0	0	0	0	0	0	0
06:15	0	0	0	3	0	0	0	1	4	0	0	0	0	0	0	0	0	0
06:30	0	0	0	1	0	0	0	0	1	0	0	0	2	0	0	0	0	2
06:45	1	0	0	3	0	0	0	0	4	0	0	0	1	0	0	0	0	1
Hour	1	0	0	7	0	0	0	1	9	0	0	0	3	0	0	0	0	3
07:00	0	0	1	0	0	0	0	2	3	0	0	0	1	0	0	0	0	1
07:15	0	0	0	1	0	0	0	0	1	0	0	0	1	0	0	0	0	1
07:30	0	0	0	3	0	0	0	0	3	0	0	0	0	0	0	0	0	0
07:45	0	0	0	1	0	0	0	0	1	0	0	0	1	0	0	0	1	2
Hour	0	0	1	5	0	0	0	2	8	0	0	0	3	0	0	0	1	4
08:00	0	0	0	2	0	0	0	0	2	1	0	0	2	0	0	0	0	3
08:15	0	0	0	0	0	0	0	0	0	0	0	0	0	0	0	0	0	0
08:30	0	0	0	0	0	0	0	0	0	1	0	0	0	0	0	0	0	1
08:45	0	0	0	1	0	0	0	0	1	0	0	1	0	0	0	0	0	1
Hour	0	0	0	3	0	0	0	0	3	2	0	1	2	0	0	0	0	5
09:00	0	0	1	0	0	0	0	0	1	0	0	0	0	0	0	0	0	0
09:15	1	0	0	0	0	0	0	0	1	0	0	0	0	0	0	0	0	0
09:30	0	0	1	0	0	0	0	0	1	0	0	0	1	0	0	0	0	1
09:45	0	0	1	0	0	0	0	0	1	1	1	1	0	0	0	0	0	3
Hour	1	0	3	0	0	0	0	0	4	1	1	1	1	0	0	0	0	4
10:00	0	0	0	0	0	0	0	0	0	2	1	2	1	0	0	0	0	6
10:15	0	0	2	0	0	0	0	0	2	0	0	1	0	0	0	0	0	1
10:30	0	0	1	0	0	0	0	0	1	0	0	0	1	0	0	0	0	1
10:45	0	0	0	2	0	0	0	0	2	2	0	0	1	0	0	0	0	3
Hour	0	0	3	2	0	0	0	0	5	4	1	3	3	0	0	0	0	11
11:00	0	0	0	2	0	0	0	0	2	1	0	1	0	0	0	0	0	2
11:15	0	0	0	0	0	0	0	0	0	4	0	0	0	0	0	0	1	5
11:30	0	0	0	1	0	0	0	0	1	1	0	1	0	0	0	0	0	2
11:45	0	0	0	1	0	0	0	0	1	2	0	0	0	0	0	0	0	2
Hour	0	0	0	4	0	0	0	0	4	8	0	2	0	0	0	0	1	11
Total	2	0	7	21	0	0	0	3	33	21	2	7	14	0	1	0	2	47

Site No. 3
Location R131(NW) / Pigoen House Road / R131(SW) / South Bank Road / Sean Moore Road / Diner Access
Date 04 April 2017

Time	E to B - Sean Moore Road to Pigoen House Road								Veh. Total	E to A - Sean Moore Road to R131(NW)								Veh. Total
	CAR	TAXI	LGV	HGV	Dbus	Obus	M/C	P/C		CAR	TAXI	LGV	HGV	Dbus	Obus	M/C	P/C	
00:00	0	0	0	0	0	0	0	0	0	0	0	0	0	0	0	0	0	0
00:15	0	0	0	0	0	0	0	0	0	0	0	0	0	0	0	0	0	0
00:30	0	0	0	0	0	0	0	0	0	0	0	0	0	0	0	0	0	0
00:45	0	0	0	0	0	0	0	0	0	0	0	0	0	0	0	0	0	0
Hour	0	0	0	0	0	0	0	0	0	0	0	0	0	0	0	0	0	0
01:00	0	0	0	0	0	0	0	0	0	0	0	0	0	0	0	0	0	0
01:15	0	0	0	0	0	0	0	0	0	0	0	0	0	0	0	0	0	0
01:30	0	0	0	0	0	0	0	0	0	0	0	0	0	0	0	0	0	0
01:45	0	0	0	0	0	0	0	0	0	0	0	0	0	0	0	0	0	0
Hour	0	0	0	0	0	0	0	0	0	0	0	0	0	0	0	0	0	0
02:00	0	0	0	0	0	0	0	0	0	0	0	0	0	0	0	0	0	0
02:15	0	0	0	0	0	0	0	0	0	0	0	0	0	0	0	0	0	0
02:30	0	0	0	0	0	0	0	0	0	0	0	0	0	0	0	0	0	0
02:45	0	0	0	0	0	0	0	0	0	0	0	0	0	0	0	0	0	0
Hour	0	0	0	0	0	0	0	0	0	0	0	0	0	0	0	0	0	0
03:00	0	0	0	0	0	0	0	0	0	0	0	0	0	0	0	0	0	0
03:15	0	0	0	0	0	0	0	0	0	0	0	0	0	0	0	0	0	0
03:30	0	0	0	0	0	0	0	0	0	0	0	0	0	0	0	0	0	0
03:45	0	0	0	0	0	0	0	0	0	0	0	0	0	0	0	0	0	0
Hour	0	0	0	0	0	0	0	0	0	0	0	0	0	0	0	0	0	0
04:00	0	0	0	0	0	0	0	0	0	0	0	0	0	0	0	0	0	0
04:15	0	0	0	0	0	0	0	0	0	0	0	0	0	0	0	0	0	0
04:30	0	0	0	0	0	0	0	0	0	0	0	0	0	0	0	0	0	0
04:45	0	0	0	0	0	0	0	0	0	0	0	0	0	0	0	0	0	0
Hour	0	0	0	0	0	0	0	0	0	0	0	0	0	0	0	0	0	0
05:00	0	0	0	0	0	0	0	0	0	0	0	0	0	0	0	0	0	0
05:15	1	0	0	0	0	0	0	0	1	0	0	0	0	0	0	0	0	0
05:30	0	0	0	0	0	0	0	0	0	0	0	0	0	0	0	0	0	0
05:45	0	0	0	0	0	0	0	0	0	2	0	0	0	0	0	0	0	2
Hour	1	0	0	0	0	0	0	0	1	2	0	0	0	0	0	0	0	2
06:00	0	0	0	0	0	0	0	0	0	0	0	0	2	0	0	0	0	2
06:15	0	0	0	0	0	0	0	0	0	2	0	0	6	0	0	0	0	8
06:30	0	0	0	0	0	0	0	0	0	2	0	0	6	0	0	0	0	8
06:45	0	0	0	0	0	0	0	0	0	0	0	0	9	0	0	0	0	9
Hour	0	0	0	0	0	0	0	0	0	4	0	0	23	0	0	0	0	27
07:00	0	0	0	0	0	0	0	0	0	0	0	1	4	0	0	0	0	5
07:15	0	0	0	0	0	0	0	0	0	0	0	0	8	0	0	0	0	8
07:30	0	0	0	0	0	0	0	0	0	2	0	0	16	0	0	0	0	18
07:45	0	0	0	0	0	0	0	0	0	0	0	0	10	0	0	0	0	10
Hour	0	0	0	0	0	0	0	0	0	2	0	1	38	0	0	0	0	41
08:00	0	0	0	0	0	0	0	0	0	2	0	0	11	0	0	0	0	13
08:15	0	0	0	0	0	0	0	0	0	1	0	0	16	0	0	0	0	17
08:30	0	0	0	0	0	0	0	0	0	0	0	0	14	0	0	0	0	14
08:45	0	0	0	0	0	0	0	0	0	0	0	0	7	0	0	0	0	7
Hour	0	0	0	0	0	0	0	0	0	3	0	0	48	0	0	0	0	51
09:00	0	0	0	0	0	0	0	0	0	0	0	1	6	0	0	0	0	7
09:15	1	0	0	0	0	0	0	0	1	0	0	1	11	0	0	0	0	12
09:30	0	0	0	0	0	0	0	0	0	0	0	0	7	0	0	0	0	7
09:45	0	0	0	0	0	0	0	0	0	1	0	0	8	0	0	0	0	9
Hour	1	0	0	0	0	0	0	0	1	1	0	2	32	0	0	0	0	35
10:00	0	0	0	0	0	0	0	0	0	0	0	0	7	0	0	0	0	7
10:15	0	0	0	0	0	0	0	0	0	0	1	0	8	0	0	0	0	9
10:30	1	0	0	0	0	0	0	0	1	1	0	1	10	0	0	0	0	12
10:45	0	0	0	0	0	0	0	0	0	1	0	0	13	0	0	0	0	14
Hour	1	0	0	0	0	0	0	0	1	2	1	1	38	0	0	0	0	42
11:00	0	0	0	0	0	0	0	0	0	0	0	1	7	0	0	0	0	8
11:15	0	0	0	0	0	0	0	0	0	1	0	1	6	0	0	0	0	8
11:30	0	0	0	0	0	0	0	0	0	1	0	1	10	0	0	0	0	12
11:45	0	0	0	0	0	0	0	0	0	0	0	0	14	0	0	0	0	14
Hour	0	0	0	0	0	0	0	0	0	2	0	3	37	0	0	0	0	42
Total	3	0	0	0	0	0	0	0	3	16	1	7	216	0	0	0	0	240

Site No. 3
Location R131(NW) / Pigoen House Road / R131(SW) / South Bank Road / Sean Moore Road / Diner Access
Date 04 April 2017

Time	E to F - Sean Moore Road to Diner Access								Veh. Total	E to E - Sean Moore Road to Sean Moore Road								Veh. Total
	CAR	TAXI	LGV	HGV	Dbus	Obus	M/C	P/C		CAR	TAXI	LGV	HGV	Dbus	Obus	M/C	P/C	
00:00	0	0	0	0	0	0	0	0	0	0	0	0	0	0	0	0	0	0
00:15	0	0	0	0	0	0	0	0	0	0	0	0	0	0	0	0	0	0
00:30	0	0	0	0	0	0	0	0	0	0	0	0	0	0	0	0	0	0
00:45	0	0	0	0	0	0	0	0	0	0	0	0	0	0	0	0	0	0
Hour	0	0	0	0	0	0	0	0	0	0	0	0	0	0	0	0	0	0
01:00	0	0	0	0	0	0	0	0	0	0	0	0	0	0	0	0	0	0
01:15	0	0	0	0	0	0	0	0	0	0	0	0	0	0	0	0	0	0
01:30	0	0	0	0	0	0	0	0	0	0	0	0	0	0	0	0	0	0
01:45	0	0	0	0	0	0	0	0	0	0	0	0	0	0	0	0	0	0
Hour	0	0	0	0	0	0	0	0	0	0	0	0	0	0	0	0	0	0
02:00	0	0	0	0	0	0	0	0	0	0	0	0	0	0	0	0	0	0
02:15	0	0	0	0	0	0	0	0	0	0	0	0	0	0	0	0	0	0
02:30	0	0	0	0	0	0	0	0	0	0	0	0	0	0	0	0	0	0
02:45	0	0	0	0	0	0	0	0	0	0	0	0	0	0	0	0	0	0
Hour	0	0	0	0	0	0	0	0	0	0	0	0	0	0	0	0	0	0
03:00	0	0	0	0	0	0	0	0	0	0	0	0	0	0	0	0	0	0
03:15	0	0	0	0	0	0	0	0	0	0	0	0	0	0	0	0	0	0
03:30	0	0	0	0	0	0	0	0	0	0	0	0	0	0	0	0	0	0
03:45	0	0	0	0	0	0	0	0	0	0	0	0	0	0	0	0	0	0
Hour	0	0	0	0	0	0	0	0	0	0	0	0	0	0	0	0	0	0
04:00	0	0	0	0	0	0	0	0	0	0	0	0	0	0	0	0	0	0
04:15	0	0	0	0	0	0	0	0	0	0	0	0	0	0	0	0	0	0
04:30	0	0	0	0	0	0	0	0	0	0	0	0	0	0	0	0	0	0
04:45	0	0	0	0	0	0	0	0	0	0	0	0	0	0	0	0	0	0
Hour	0	0	0	0	0	0	0	0	0	0	0	0	0	0	0	0	0	0
05:00	0	0	0	0	0	0	0	0	0	0	0	0	0	0	0	0	0	0
05:15	0	0	0	0	0	0	0	0	0	0	0	0	0	0	0	0	0	0
05:30	0	0	0	0	0	0	0	0	0	0	0	0	0	0	0	0	0	0
05:45	0	0	0	0	0	0	0	0	0	0	0	0	0	0	0	0	0	0
Hour	0	0	0	0	0	0	0	0	0	0	0	0	0	0	0	0	0	0
06:00	0	0	0	0	0	0	0	0	0	0	0	0	0	0	0	0	0	0
06:15	0	0	0	0	0	0	0	0	0	0	0	0	0	0	0	0	0	0
06:30	0	0	0	0	0	0	0	0	0	0	0	0	0	0	0	0	0	0
06:45	0	0	0	0	0	0	0	0	0	0	0	0	0	0	0	0	0	0
Hour	0	0	0	0	0	0	0	0	0	0	0	0	0	0	0	0	0	0
07:00	0	0	0	0	0	0	0	0	0	0	0	0	0	0	0	0	0	0
07:15	0	0	0	0	0	0	0	0	0	0	0	0	0	0	0	0	0	0
07:30	0	0	0	0	0	0	0	0	0	0	0	0	0	0	0	0	0	0
07:45	0	0	0	0	0	0	0	0	0	0	0	0	0	0	0	0	0	0
Hour	0	0	0	0	0	0	0	0	0	0	0	0	0	0	0	0	0	0
08:00	0	0	0	0	0	0	0	0	0	0	0	0	0	0	0	0	0	0
08:15	0	0	0	0	0	0	0	0	0	0	0	0	0	0	0	0	0	0
08:30	0	0	0	0	0	0	0	0	0	0	0	0	0	0	0	0	0	0
08:45	0	0	0	0	0	0	0	0	0	0	0	0	0	0	0	0	0	0
Hour	0	0	0	0	0	0	0	0	0	0	0	0	0	0	0	0	0	0
09:00	0	0	0	0	0	0	0	0	0	0	0	0	0	0	0	0	0	0
09:15	0	0	0	0	0	0	0	0	0	0	0	0	0	0	0	0	0	0
09:30	0	0	0	0	0	0	0	0	0	0	0	0	0	0	0	0	0	0
09:45	0	0	0	0	0	0	0	0	0	0	0	0	0	0	0	0	0	0
Hour	0	0	0	0	0	0	0	0	0	0	0	0	0	0	0	0	0	0
10:00	0	0	0	0	0	0	0	0	0	0	0	0	0	0	0	0	0	0
10:15	0	0	0	0	0	0	0	0	0	0	0	0	1	0	0	0	0	1
10:30	0	0	0	0	0	0	0	0	0	0	0	1	0	0	0	0	0	1
10:45	0	0	0	0	0	0	0	0	0	0	0	0	1	0	0	0	0	1
Hour	0	0	0	0	0	0	0	0	0	0	0	1	2	0	0	0	0	3
11:00	0	0	0	0	0	0	0	0	0	0	0	0	0	0	0	0	0	0
11:15	0	0	0	0	0	0	0	0	0	0	0	0	0	0	0	0	0	0
11:30	0	0	0	0	0	0	0	0	0	0	0	0	0	0	0	0	0	0
11:45	0	0	0	0	0	0	0	0	0	0	0	0	0	0	0	0	0	0
Hour	0	0	0	0	0	0	0	0	0	0	0	0	0	0	0	0	0	0
Total	0	0	0	0	0	0	0	0	0	0	0	1	2	0	0	0	0	3

Site No. 3
Location R131(NW) / Pigoen House Road / R131(SW) / South Bank Road / Sean Moore Road / Diner Access
Date 04 April 2017

Time	F to E - Diner Access to Sean Moore Road								Veh. Total	F to D - Diner Access to South Bank Road								Veh. Total
	CAR	TAXI	LGV	HGV	Dbus	Obus	M/C	P/C		CAR	TAXI	LGV	HGV	Dbus	Obus	M/C	P/C	
00:00	0	0	0	0	0	0	0	0	0	0	0	0	0	0	0	0	0	0
00:15	0	0	0	0	0	0	0	0	0	0	0	0	0	0	0	0	0	0
00:30	0	0	0	0	0	0	0	0	0	0	0	0	0	0	0	0	0	0
00:45	0	0	0	0	0	0	0	0	0	0	0	0	0	0	0	0	0	0
Hour	0	0	0	0	0	0	0	0	0	0	0	0	0	0	0	0	0	0
01:00	0	0	0	0	0	0	0	0	0	0	0	0	0	0	0	0	0	0
01:15	0	0	0	0	0	0	0	0	0	0	0	0	0	0	0	0	0	0
01:30	0	0	0	0	0	0	0	0	0	0	0	0	0	0	0	0	0	0
01:45	0	0	0	0	0	0	0	0	0	0	0	0	0	0	0	0	0	0
Hour	0	0	0	0	0	0	0	0	0	0	0	0	0	0	0	0	0	0
02:00	0	0	0	0	0	0	0	0	0	0	0	0	0	0	0	0	0	0
02:15	0	0	0	0	0	0	0	0	0	0	0	0	0	0	0	0	0	0
02:30	0	0	0	0	0	0	0	0	0	0	0	0	0	0	0	0	0	0
02:45	0	0	0	0	0	0	0	0	0	0	0	0	0	0	0	0	0	0
Hour	0	0	0	0	0	0	0	0	0	0	0	0	0	0	0	0	0	0
03:00	0	0	0	0	0	0	0	0	0	0	0	0	0	0	0	0	0	0
03:15	0	0	0	0	0	0	0	0	0	0	0	0	0	0	0	0	0	0
03:30	0	0	0	0	0	0	0	0	0	0	0	0	0	0	0	0	0	0
03:45	0	0	0	0	0	0	0	0	0	0	0	0	0	0	0	0	0	0
Hour	0	0	0	0	0	0	0	0	0	0	0	0	0	0	0	0	0	0
04:00	0	0	0	0	0	0	0	0	0	0	0	0	0	0	0	0	0	0
04:15	0	0	0	0	0	0	0	0	0	0	0	0	0	0	0	0	0	0
04:30	0	0	0	0	0	0	0	0	0	0	0	0	0	0	0	0	0	0
04:45	0	0	0	0	0	0	0	0	0	0	0	0	0	0	0	0	0	0
Hour	0	0	0	0	0	0	0	0	0	0	0	0	0	0	0	0	0	0
05:00	0	0	0	0	0	0	0	0	0	0	0	0	0	0	0	0	0	0
05:15	0	0	0	0	0	0	0	0	0	0	0	0	0	0	0	0	0	0
05:30	0	0	0	0	0	0	0	0	0	0	0	0	0	0	0	0	0	0
05:45	0	0	0	0	0	0	0	0	0	0	0	0	0	0	0	0	0	0
Hour	0	0	0	0	0	0	0	0	0	0	0	0	0	0	0	0	0	0
06:00	0	0	0	0	0	0	0	0	0	0	0	0	0	0	0	0	0	0
06:15	0	0	0	0	0	0	0	0	0	0	0	0	0	0	0	0	0	0
06:30	0	0	0	0	0	0	0	0	0	0	0	0	0	0	0	0	0	0
06:45	0	0	0	0	0	0	0	0	0	0	0	0	0	0	0	0	0	0
Hour	0	0	0	0	0	0	0	0	0	0	0	0	0	0	0	0	0	0
07:00	0	0	0	0	0	0	0	0	0	0	0	0	0	0	0	0	0	0
07:15	0	0	0	0	0	0	0	0	0	0	0	0	0	0	0	0	0	0
07:30	0	0	0	0	0	0	0	0	0	0	0	0	0	0	0	0	0	0
07:45	0	0	0	0	0	0	0	0	0	0	0	0	0	0	0	0	0	0
Hour	0	0	0	0	0	0	0	0	0	0	0	0	0	0	0	0	0	0
08:00	0	0	0	0	0	0	0	0	0	0	0	0	0	0	0	0	0	0
08:15	0	0	0	0	0	0	0	0	0	0	0	0	0	0	0	0	0	0
08:30	0	0	0	0	0	0	0	0	0	0	0	0	0	0	0	0	0	0
08:45	0	0	0	0	0	0	0	0	0	0	0	0	0	0	0	0	0	0
Hour	0	0	0	0	0	0	0	0	0	0	0	0	0	0	0	0	0	0
09:00	0	0	0	0	0	0	0	0	0	0	0	0	0	0	0	0	0	0
09:15	0	0	0	0	0	0	0	0	0	0	0	0	0	0	0	0	0	0
09:30	0	0	0	0	0	0	0	0	0	0	0	0	0	0	0	0	0	0
09:45	0	0	0	0	0	0	0	0	0	0	0	0	0	0	0	0	0	0
Hour	0	0	0	0	0	0	0	0	0	0	0	0	0	0	0	0	0	0
10:00	0	0	0	0	0	0	0	0	0	0	0	0	0	0	0	0	0	0
10:15	0	0	0	0	0	0	0	0	0	0	0	0	0	0	0	0	0	0
10:30	0	0	0	0	0	0	0	0	0	0	0	0	0	0	0	0	0	0
10:45	0	0	0	0	0	0	0	0	0	0	0	0	0	0	0	0	0	0
Hour	0	0	0	0	0	0	0	0	0	0	0	0	0	0	0	0	0	0
11:00	0	0	0	0	0	0	0	0	0	0	0	0	0	0	0	0	0	0
11:15	0	0	0	0	0	0	0	0	0	0	0	0	0	0	0	0	0	0
11:30	0	0	0	0	0	0	0	0	0	0	0	0	0	0	0	0	0	0
11:45	0	0	0	0	0	0	0	0	0	0	0	0	0	0	0	0	0	0
Hour	0	0	0	0	0	0	0	0	0	0	0	0	0	0	0	0	0	0
Total	0	0	0	0	0	0	0	0	0	0	0	0	0	0	0	0	0	0

Site No. 3
Location R131(NW) / Pigoen House Road / R131(SW) / South Bank Road / Sean Moore Road / Diner Access
Date 04 April 2017

Time	F to C - Diner Access to R131(SW)								Veh. Total	F to B - Diner Access to Pigoen House Road								Veh. Total
	CAR	TAXI	LGV	HGV	Dbus	Obus	M/C	P/C		CAR	TAXI	LGV	HGV	Dbus	Obus	M/C	P/C	
00:00	0	0	0	0	0	0	0	0	0	0	0	0	0	0	0	0	0	0
00:15	0	0	0	0	0	0	0	0	0	0	0	0	0	0	0	0	0	0
00:30	0	0	0	0	0	0	0	0	0	0	0	0	0	0	0	0	0	0
00:45	0	0	0	0	0	0	0	0	0	0	0	0	0	0	0	0	0	0
Hour	0	0	0	0	0	0	0	0	0	0	0	0	0	0	0	0	0	0
01:00	0	0	0	0	0	0	0	0	0	0	0	0	0	0	0	0	0	0
01:15	0	0	0	0	0	0	0	0	0	0	0	0	0	0	0	0	0	0
01:30	0	0	0	0	0	0	0	0	0	0	0	0	0	0	0	0	0	0
01:45	0	0	0	0	0	0	0	0	0	0	0	0	0	0	0	0	0	0
Hour	0	0	0	0	0	0	0	0	0	0	0	0	0	0	0	0	0	0
02:00	0	0	0	0	0	0	0	0	0	0	0	0	0	0	0	0	0	0
02:15	0	0	0	0	0	0	0	0	0	0	0	0	0	0	0	0	0	0
02:30	0	0	0	0	0	0	0	0	0	0	0	0	0	0	0	0	0	0
02:45	0	0	0	0	0	0	0	0	0	0	0	0	0	0	0	0	0	0
Hour	0	0	0	0	0	0	0	0	0	0	0	0	0	0	0	0	0	0
03:00	0	0	0	0	0	0	0	0	0	0	0	0	0	0	0	0	0	0
03:15	0	0	0	0	0	0	0	0	0	0	0	0	0	0	0	0	0	0
03:30	0	0	0	0	0	0	0	0	0	0	0	0	0	0	0	0	0	0
03:45	0	0	0	0	0	0	0	0	0	0	0	0	0	0	0	0	0	0
Hour	0	0	0	0	0	0	0	0	0	0	0	0	0	0	0	0	0	0
04:00	0	0	0	0	0	0	0	0	0	0	0	0	0	0	0	0	0	0
04:15	0	0	0	0	0	0	0	0	0	0	0	0	0	0	0	0	0	0
04:30	0	0	0	0	0	0	0	0	0	0	0	0	0	0	0	0	0	0
04:45	0	0	0	0	0	0	0	0	0	0	0	0	0	0	0	0	0	0
Hour	0	0	0	0	0	0	0	0	0	0	0	0	0	0	0	0	0	0
05:00	0	0	0	0	0	0	0	0	0	0	0	0	0	0	0	0	0	0
05:15	0	0	0	0	0	0	0	0	0	0	0	0	0	0	0	0	0	0
05:30	0	0	0	0	0	0	0	0	0	0	0	0	0	0	0	0	0	0
05:45	0	0	0	0	0	0	0	0	0	0	0	0	0	0	0	0	0	0
Hour	0	0	0	0	0	0	0	0	0	0	0	0	0	0	0	0	0	0
06:00	0	0	0	0	0	0	0	0	0	0	0	0	0	0	0	0	0	0
06:15	0	0	0	0	0	0	0	0	0	0	0	0	0	0	0	0	0	0
06:30	0	0	0	0	0	0	0	0	0	0	0	0	0	0	0	0	0	0
06:45	0	0	0	0	0	0	0	0	0	0	0	0	0	0	0	0	0	0
Hour	0	0	0	0	0	0	0	0	0	0	0	0	0	0	0	0	0	0
07:00	0	0	0	0	0	0	0	0	0	0	0	0	0	0	0	0	0	0
07:15	0	0	0	0	0	0	0	0	0	0	0	0	0	0	0	0	0	0
07:30	0	0	0	0	0	0	0	0	0	0	0	0	0	0	0	0	0	0
07:45	0	0	0	0	0	0	0	0	0	0	0	0	0	0	0	0	0	0
Hour	0	0	0	0	0	0	0	0	0	0	0	0	0	0	0	0	0	0
08:00	0	0	0	0	0	0	0	0	0	0	0	0	0	0	0	0	0	0
08:15	0	0	0	0	0	0	0	0	0	0	0	0	0	0	0	0	0	0
08:30	0	0	0	0	0	0	0	0	0	0	0	0	0	0	0	0	0	0
08:45	0	0	0	0	0	0	0	0	0	0	0	0	0	0	0	0	0	0
Hour	0	0	0	0	0	0	0	0	0	0	0	0	0	0	0	0	0	0
09:00	0	0	0	0	0	0	0	0	0	0	0	0	0	0	0	0	0	0
09:15	0	0	0	0	0	0	0	0	0	0	0	0	0	0	0	0	0	0
09:30	0	0	0	0	0	0	0	0	0	0	0	0	0	0	0	0	0	0
09:45	0	0	0	0	0	0	0	0	0	0	0	0	0	0	0	0	0	0
Hour	0	0	0	0	0	0	0	0	0	0	0	0	0	0	0	0	0	0
10:00	0	0	0	0	0	0	0	0	0	0	0	0	0	0	0	0	0	0
10:15	0	0	0	0	0	0	0	0	0	0	0	0	0	0	0	0	0	0
10:30	0	0	0	0	0	0	0	0	0	0	0	0	0	0	0	0	0	0
10:45	0	0	0	0	0	0	0	0	0	0	0	0	0	0	0	0	0	0
Hour	0	0	0	0	0	0	0	0	0	0	0	0	0	0	0	0	0	0
11:00	0	0	0	0	0	0	0	0	0	0	0	0	0	0	0	0	0	0
11:15	0	0	0	0	0	0	0	0	0	0	0	0	0	0	0	0	0	0
11:30	0	0	0	0	0	0	0	0	0	0	0	0	0	0	0	0	0	0
11:45	0	0	0	0	0	0	0	0	0	0	0	0	0	0	0	0	0	0
Hour	0	0	0	0	0	0	0	0	0	0	0	0	0	0	0	0	0	0
Total	0	0	0	0	0	0	0	0	0	0	0	0	0	0	0	0	0	0

Site No. 3
Location R131(NW) / Pigoen House Road / R131(SW) / South Bank Road / Sean Moore Road / Diner Access
Date 04 April 2017

Time	F to A - Diner Access to R131(NW)								Veh. Total	F to F - Diner Access to Diner Access								Veh. Total
	CAR	TAXI	LGV	HGV	Dbus	Obus	M/C	P/C		CAR	TAXI	LGV	HGV	Dbus	Obus	M/C	P/C	
00:00	0	0	0	0	0	0	0	0	0	0	0	0	0	0	0	0	0	0
00:15	0	0	0	0	0	0	0	0	0	0	0	0	0	0	0	0	0	0
00:30	0	0	0	0	0	0	0	0	0	0	0	0	0	0	0	0	0	0
00:45	0	0	0	0	0	0	0	0	0	0	0	0	0	0	0	0	0	0
Hour	0	0	0	0	0	0	0	0	0	0	0	0	0	0	0	0	0	0
01:00	0	0	0	0	0	0	0	0	0	0	0	0	0	0	0	0	0	0
01:15	0	0	0	0	0	0	0	0	0	0	0	0	0	0	0	0	0	0
01:30	0	0	0	0	0	0	0	0	0	0	0	0	0	0	0	0	0	0
01:45	0	0	0	0	0	0	0	0	0	0	0	0	0	0	0	0	0	0
Hour	0	0	0	0	0	0	0	0	0	0	0	0	0	0	0	0	0	0
02:00	0	0	0	0	0	0	0	0	0	0	0	0	0	0	0	0	0	0
02:15	0	0	0	0	0	0	0	0	0	0	0	0	0	0	0	0	0	0
02:30	0	0	0	0	0	0	0	0	0	0	0	0	0	0	0	0	0	0
02:45	0	0	0	0	0	0	0	0	0	0	0	0	0	0	0	0	0	0
Hour	0	0	0	0	0	0	0	0	0	0	0	0	0	0	0	0	0	0
03:00	0	0	0	0	0	0	0	0	0	0	0	0	0	0	0	0	0	0
03:15	0	0	0	0	0	0	0	0	0	0	0	0	0	0	0	0	0	0
03:30	0	0	0	0	0	0	0	0	0	0	0	0	0	0	0	0	0	0
03:45	0	0	0	0	0	0	0	0	0	0	0	0	0	0	0	0	0	0
Hour	0	0	0	0	0	0	0	0	0	0	0	0	0	0	0	0	0	0
04:00	0	0	0	0	0	0	0	0	0	0	0	0	0	0	0	0	0	0
04:15	0	0	0	0	0	0	0	0	0	0	0	0	0	0	0	0	0	0
04:30	0	0	0	0	0	0	0	0	0	0	0	0	0	0	0	0	0	0
04:45	0	0	0	0	0	0	0	0	0	0	0	0	0	0	0	0	0	0
Hour	0	0	0	0	0	0	0	0	0	0	0	0	0	0	0	0	0	0
05:00	0	0	0	0	0	0	0	0	0	0	0	0	0	0	0	0	0	0
05:15	0	0	0	0	0	0	0	0	0	0	0	0	0	0	0	0	0	0
05:30	0	0	0	0	0	0	0	0	0	0	0	0	0	0	0	0	0	0
05:45	0	0	0	0	0	0	0	0	0	0	0	0	0	0	0	0	0	0
Hour	0	0	0	0	0	0	0	0	0	0	0	0	0	0	0	0	0	0
06:00	0	0	0	0	0	0	0	0	0	0	0	0	0	0	0	0	0	0
06:15	0	0	0	0	0	0	0	0	0	0	0	0	0	0	0	0	0	0
06:30	0	0	0	0	0	0	0	0	0	0	0	0	0	0	0	0	0	0
06:45	0	0	0	0	0	0	0	0	0	0	0	0	0	0	0	0	0	0
Hour	0	0	0	0	0	0	0	0	0	0	0	0	0	0	0	0	0	0
07:00	0	0	0	0	0	0	0	0	0	0	0	0	0	0	0	0	0	0
07:15	0	0	0	0	0	0	0	0	0	0	0	0	0	0	0	0	0	0
07:30	0	0	0	0	0	0	0	0	0	0	0	0	0	0	0	0	0	0
07:45	0	0	0	0	0	0	0	0	0	0	0	0	0	0	0	0	0	0
Hour	0	0	0	0	0	0	0	0	0	0	0	0	0	0	0	0	0	0
08:00	0	0	0	0	0	0	0	0	0	0	0	0	0	0	0	0	0	0
08:15	0	0	0	0	0	0	0	0	0	0	0	0	0	0	0	0	0	0
08:30	0	0	0	0	0	0	0	0	0	0	0	0	0	0	0	0	0	0
08:45	0	0	0	0	0	0	0	0	0	0	0	0	0	0	0	0	0	0
Hour	0	0	0	0	0	0	0	0	0	0	0	0	0	0	0	0	0	0
09:00	0	0	0	0	0	0	0	0	0	0	0	0	0	0	0	0	0	0
09:15	0	0	0	0	0	0	0	0	0	0	0	0	0	0	0	0	0	0
09:30	0	0	0	0	0	0	0	0	0	0	0	0	0	0	0	0	0	0
09:45	0	0	0	0	0	0	0	0	0	0	0	0	0	0	0	0	0	0
Hour	0	0	0	0	0	0	0	0	0	0	0	0	0	0	0	0	0	0
10:00	0	0	0	0	0	0	0	0	0	0	0	0	0	0	0	0	0	0
10:15	0	0	0	0	0	0	0	0	0	0	0	0	0	0	0	0	0	0
10:30	0	0	0	0	0	0	0	0	0	0	0	0	0	0	0	0	0	0
10:45	0	0	0	0	0	0	0	0	0	0	0	0	0	0	0	0	0	0
Hour	0	0	0	0	0	0	0	0	0	0	0	0	0	0	0	0	0	0
11:00	0	0	0	0	0	0	0	0	0	0	0	0	0	0	0	0	0	0
11:15	0	0	0	0	0	0	0	0	0	0	0	0	0	0	0	0	0	0
11:30	0	0	0	0	0	0	0	0	0	0	0	0	0	0	0	0	0	0
11:45	0	0	0	0	0	0	0	0	0	0	0	0	0	0	0	0	0	0
Hour	0	0	0	0	0	0	0	0	0	0	0	0	0	0	0	0	0	0
Total	0	0	0	0	0	0	0	0	0	0	0	0	0	0	0	0	0	0

Site No. 3
Location R131(NW) / Pigoen House Road / R131(SW) / South Bank Road / Sean Moore Road / Diner Access
Date 04 April 2017

Time	To Arm A - R131(NW)								Veh. Total	From Arm A - R131(NW)								Veh. Total
	CAR	TAXI	LGV	HGV	Dbus	Obus	M/C	P/C		CAR	TAXI	LGV	HGV	Dbus	Obus	M/C	P/C	
00:00	5	2	0	0	1	0	0	0	8	22	1	1	2	0	0	1	0	27
00:15	2	0	0	0	0	0	0	0	2	11	1	1	1	0	0	1	0	15
00:30	2	0	1	0	0	0	0	0	3	11	1	3	0	0	0	0	0	15
00:45	4	0	0	0	0	0	0	0	4	11	2	1	0	0	0	0	0	14
Hour	13	2	1	0	1	0	0	0	17	55	5	6	3	0	0	2	0	71
01:00	5	0	0	1	0	0	0	0	6	12	1	0	1	0	0	0	0	14
01:15	4	0	0	1	0	0	0	0	5	4	2	0	0	0	0	0	0	6
01:30	2	2	0	1	0	0	0	0	5	6	1	0	0	0	0	0	0	7
01:45	3	1	1	1	0	0	0	0	6	3	0	0	0	0	1	0	0	4
Hour	14	3	1	4	0	0	0	0	22	25	4	0	1	0	1	0	0	31
02:00	2	0	0	0	0	0	0	0	2	1	1	0	0	0	0	0	0	2
02:15	0	0	0	0	0	0	0	0	0	1	0	0	1	0	1	1	0	4
02:30	1	0	0	0	0	0	0	0	1	1	0	0	0	0	0	0	0	1
02:45	0	0	0	1	0	0	0	0	1	1	0	0	0	0	0	0	0	1
Hour	3	0	0	1	0	0	0	0	4	4	1	0	1	0	1	1	0	8
03:00	2	0	0	0	0	0	0	0	2	0	0	0	0	0	0	0	0	0
03:15	1	0	0	0	0	0	0	0	1	0	0	2	1	0	0	0	0	3
03:30	0	2	0	0	0	0	0	0	2	1	0	0	0	0	0	0	0	1
03:45	2	0	0	2	0	0	1	0	5	1	0	2	2	0	0	1	0	6
Hour	5	2	0	2	0	0	1	0	10	2	0	4	3	0	0	1	0	10
04:00	5	3	0	1	0	0	0	1	10	2	0	0	0	0	0	0	0	2
04:15	8	5	0	3	0	1	0	0	17	0	0	0	1	0	0	0	0	1
04:30	14	3	0	2	0	0	0	0	19	3	1	0	0	0	0	0	0	4
04:45	17	8	3	0	0	0	0	0	28	4	0	0	0	0	1	0	0	5
Hour	44	19	3	6	0	1	0	1	74	9	1	0	1	0	1	0	0	12
05:00	21	7	1	0	0	0	0	0	29	1	2	2	0	0	0	0	0	5
05:15	26	11	1	4	0	0	0	0	42	7	0	2	3	0	1	0	0	13
05:30	24	6	0	2	0	0	0	0	32	12	0	1	2	0	0	0	0	15
05:45	20	12	2	7	0	0	1	2	44	19	2	2	7	0	0	2	0	32
Hour	91	36	4	13	0	0	1	2	147	39	4	7	12	0	1	2	0	65
06:00	37	7	1	6	0	0	0	1	52	18	1	6	17	0	0	0	0	42
06:15	40	6	2	10	0	0	1	1	60	36	1	8	16	1	0	1	2	65
06:30	45	4	5	11	0	1	6	1	73	80	5	11	30	1	0	4	4	135
06:45	64	6	4	22	0	0	0	1	97	132	2	26	33	0	0	1	6	200
Hour	186	23	12	49	0	1	7	4	282	266	9	51	96	2	0	6	12	442
07:00	103	16	8	9	0	0	2	2	140	189	3	44	37	1	0	5	6	285
07:15	120	13	10	17	1	0	3	2	166	181	0	48	26	0	3	1	6	265
07:30	139	6	7	25	0	1	4	2	184	225	0	46	25	0	0	7	7	310
07:45	167	6	13	26	0	1	3	6	222	205	0	38	32	0	0	8	12	295
Hour	529	41	38	77	1	2	12	12	712	800	3	176	120	1	3	21	31	1155
08:00	167	7	7	23	0	0	3	5	212	234	10	37	16	0	0	8	8	313
08:15	136	5	6	25	0	0	10	4	186	213	19	27	19	0	0	11	7	296
08:30	134	13	7	24	0	1	5	7	191	219	13	30	16	0	0	16	7	301
08:45	148	10	14	15	1	2	6	3	199	194	11	28	22	0	0	6	3	264
Hour	585	35	34	87	1	3	24	19	788	860	53	122	73	0	0	41	25	1174
09:00	108	9	16	14	4	2	4	3	160	212	7	26	22	0	1	5	5	278
09:15	118	12	9	26	1	2	2	2	172	171	12	14	19	0	2	4	2	224
09:30	114	5	12	14	6	3	3	1	158	174	6	21	27	0	0	5	2	235
09:45	118	6	15	19	6	0	0	1	165	136	10	31	18	0	0	1	4	200
Hour	458	32	52	73	17	7	9	7	655	693	35	92	86	0	3	15	13	937
10:00	93	8	12	13	0	1	5	2	134	120	2	33	21	0	1	1	1	179
10:15	100	7	10	14	2	0	1	0	134	131	7	25	23	0	0	0	1	187
10:30	94	6	19	24	1	2	1	0	147	137	7	22	21	0	2	3	0	192
10:45	83	8	11	26	1	0	0	1	130	107	7	23	28	0	0	1	1	167
Hour	370	29	52	77	4	3	7	3	545	495	23	103	93	0	3	5	3	725
11:00	80	7	19	17	0	0	0	1	124	84	0	18	23	0	2	2	0	129
11:15	81	7	24	23	0	0	0	2	137	80	2	24	18	0	1	1	3	129
11:30	74	4	16	22	0	0	0	1	117	81	4	22	21	0	0	1	2	131
11:45	100	4	19	24	0	0	0	2	149	108	2	25	28	0	1	1	1	166
Hour	335	22	78	86	0	0	0	6	527	353	8	89	90	0	4	5	6	555
Total	2633	244	275	475	24	17	61	54	3783	3601	146	650	579	3	17	99	90	5185

Site No. 3
Location R131(NW) / Pigoen House Road / R131(SW) / South Bank Road / Sean Moore Road / Diner Access
Date 04 April 2017

Time	To Arm B - Pigoen House Road								Veh. Total	From Arm B - Pigoen House Road								Veh. Total
	CAR	TAXI	LGV	HGV	Dbus	Obus	M/C	P/C		CAR	TAXI	LGV	HGV	Dbus	Obus	M/C	P/C	
00:00	0	0	0	0	0	0	0	0	0	1	0	0	0	0	0	0	0	1
00:15	0	0	0	0	0	0	0	0	0	1	0	0	0	0	0	0	0	1
00:30	0	0	0	0	0	0	0	0	0	0	0	0	0	0	0	0	0	0
00:45	1	0	0	0	0	0	0	0	1	1	0	0	0	0	0	0	0	1
Hour	1	0	0	0	0	0	0	0	1	3	0	0	0	0	0	0	0	3
01:00	0	0	0	0	0	0	0	0	0	1	0	0	0	0	0	0	0	1
01:15	1	0	0	0	0	0	0	0	1	0	0	0	0	0	0	0	0	0
01:30	0	0	1	0	0	0	0	0	1	1	0	0	0	0	0	0	0	1
01:45	0	0	0	0	0	0	0	0	0	0	0	0	0	0	0	0	0	0
Hour	1	0	1	0	0	0	0	0	2	2	0	0	0	0	0	0	0	2
02:00	0	0	0	0	0	0	0	0	0	0	0	0	0	0	0	0	0	0
02:15	0	0	0	0	0	0	0	0	0	0	0	0	0	0	0	0	0	0
02:30	0	0	0	0	0	0	0	0	0	0	0	0	0	0	0	0	0	0
02:45	0	0	0	0	0	0	0	0	0	0	0	0	0	0	0	0	0	0
Hour	0	0	0	0	0	0	0	0	0	0	0	0	0	0	0	0	0	0
03:00	0	0	0	0	0	0	0	0	0	0	0	0	0	0	0	0	0	0
03:15	0	0	0	0	0	0	0	0	0	0	0	0	0	0	0	0	0	0
03:30	0	0	0	0	0	0	0	0	0	0	0	0	0	0	0	0	0	0
03:45	0	0	0	0	0	0	0	0	0	0	0	0	0	0	0	0	0	0
Hour	0	0	0	0	0	0	0	0	0	0	0	0	0	0	0	0	0	0
04:00	0	0	0	0	0	0	0	0	0	1	1	0	0	0	0	0	0	2
04:15	0	0	0	0	0	0	0	0	0	0	0	0	0	0	0	0	0	0
04:30	0	0	0	0	0	0	0	0	0	0	0	0	0	0	0	0	0	0
04:45	0	0	0	0	0	0	0	0	0	2	0	0	0	0	0	0	0	2
Hour	0	0	0	0	0	0	0	0	0	3	1	0	0	0	0	0	0	4
05:00	0	0	0	1	0	0	0	0	1	0	0	0	0	0	0	0	0	0
05:15	1	0	1	1	0	1	0	0	4	2	1	0	0	0	0	0	0	3
05:30	0	0	0	0	0	0	0	0	0	2	0	0	1	0	0	0	0	3
05:45	0	0	1	0	0	0	0	0	1	1	0	0	1	0	0	0	0	2
Hour	1	0	2	2	0	1	0	0	6	5	1	0	2	0	0	0	0	8
06:00	0	1	0	1	0	0	0	0	2	0	0	0	0	0	0	1	0	1
06:15	3	0	0	0	0	0	0	1	4	5	0	0	0	0	0	0	0	5
06:30	3	0	0	1	0	0	0	1	5	7	0	1	0	0	0	0	3	11
06:45	4	0	0	0	0	0	0	0	4	1	0	1	1	0	0	0	2	5
Hour	10	1	0	2	0	0	0	2	15	13	0	2	1	0	0	1	5	22
07:00	5	0	2	0	0	0	0	0	7	5	0	1	1	0	0	0	1	8
07:15	5	0	0	0	0	0	0	1	6	8	0	2	0	0	0	1	1	12
07:30	11	1	6	0	0	0	0	3	21	10	0	2	0	0	0	0	0	12
07:45	14	0	4	0	0	0	0	2	20	11	0	2	1	0	0	0	1	15
Hour	35	1	12	0	0	0	0	6	54	34	0	7	2	0	0	1	3	47
08:00	12	0	0	0	0	0	0	1	13	8	0	2	2	0	0	0	0	12
08:15	14	0	2	0	0	0	1	1	18	5	0	4	0	0	0	0	0	9
08:30	28	0	2	0	0	0	0	3	33	10	0	5	0	0	0	0	0	15
08:45	31	2	2	1	0	0	0	2	38	13	0	5	0	0	0	0	0	18
Hour	85	2	6	1	0	0	1	7	102	36	0	16	2	0	0	0	0	54
09:00	22	1	3	1	0	0	0	1	28	9	0	3	1	0	0	0	0	13
09:15	14	1	2	0	0	0	0	0	17	9	0	1	0	0	0	0	0	10
09:30	11	1	4	0	0	0	0	0	16	8	0	3	0	0	0	0	0	11
09:45	14	0	3	0	0	0	0	0	17	8	0	5	1	0	0	0	1	15
Hour	61	3	12	1	0	0	0	1	78	34	0	12	2	0	0	0	1	49
10:00	12	0	5	1	0	0	0	0	18	8	0	3	1	0	0	0	2	14
10:15	7	0	1	0	0	0	0	0	8	10	0	2	1	0	0	0	0	13
10:30	8	0	0	0	0	0	0	0	8	6	0	6	0	0	0	0	0	12
10:45	5	2	1	2	0	0	0	0	10	13	0	4	1	0	0	0	0	18
Hour	32	2	7	3	0	0	0	0	44	37	0	15	3	0	0	0	2	57
11:00	9	2	1	0	0	0	0	2	14	9	0	2	1	0	0	0	0	12
11:15	5	0	2	0	0	0	0	0	7	10	1	1	0	0	0	0	0	12
11:30	8	0	4	0	0	0	0	1	13	11	0	1	1	0	1	0	0	14
11:45	10	0	2	0	0	0	0	0	12	11	0	8	0	0	1	0	0	20
Hour	32	2	9	0	0	0	0	3	46	41	1	12	2	0	2	0	0	58
Total	258	11	49	9	0	1	1	19	348	208	3	64	14	0	2	2	11	304

Site No. 3
Location R131(NW) / Pigoen House Road / R131(SW) / South Bank Road / Sean Moore Road / Diner Access
Date 04 April 2017

Time	To Arm C - R131(SW)								Veh. Total	From Arm C - R131(SW)								Veh. Total
	CAR	TAXI	LGV	HGV	Dbus	Obus	M/C	P/C		CAR	TAXI	LGV	HGV	Dbus	Obus	M/C	P/C	
00:00	21	1	1	2	0	0	1	0	26	4	2	0	0	1	0	0	0	7
00:15	12	2	2	1	0	0	1	0	18	4	1	1	1	0	0	0	0	7
00:30	13	1	3	0	0	0	0	0	17	3	0	1	0	0	0	0	0	4
00:45	12	2	1	0	0	0	0	0	15	3	1	1	0	0	0	0	0	5
Hour	58	6	7	3	0	0	2	0	76	14	4	3	1	1	0	0	0	23
01:00	14	1	1	0	0	0	0	0	16	4	0	0	1	0	0	0	0	5
01:15	4	3	0	0	0	0	0	0	7	4	0	0	1	0	0	0	0	5
01:30	7	1	0	0	0	0	0	0	8	1	2	1	1	0	0	0	0	5
01:45	2	0	1	0	0	1	0	0	4	3	1	0	1	0	0	0	0	5
Hour	27	5	2	0	0	1	0	0	35	12	3	1	4	0	0	0	0	20
02:00	1	1	0	0	0	0	0	0	2	2	0	0	0	0	0	0	0	2
02:15	1	0	0	1	0	1	1	0	4	0	0	0	0	0	0	0	0	0
02:30	2	0	0	0	0	0	0	0	2	1	0	0	0	0	0	0	0	1
02:45	3	0	0	0	0	0	0	0	3	0	1	1	1	0	0	0	0	3
Hour	7	1	0	1	0	1	1	0	11	3	1	1	1	0	0	0	0	6
03:00	0	1	0	0	0	0	0	0	1	3	0	0	0	0	0	0	0	3
03:15	1	0	2	1	0	0	0	0	4	2	0	0	0	0	0	0	0	2
03:30	1	0	0	0	0	0	0	0	1	1	2	0	0	0	0	0	0	3
03:45	1	0	2	0	0	0	1	0	4	2	0	0	2	0	0	1	0	5
Hour	3	1	4	1	0	0	1	0	10	8	2	0	2	0	0	1	0	13
04:00	4	1	0	0	0	0	0	0	5	4	3	0	1	0	0	0	0	8
04:15	0	0	0	1	0	0	0	0	1	8	5	0	2	0	1	0	0	16
04:30	3	1	0	0	0	0	0	0	4	15	3	0	2	0	0	0	0	20
04:45	3	0	0	0	0	2	0	0	5	17	8	3	0	0	0	0	0	28
Hour	10	2	0	1	0	2	0	0	15	44	19	3	5	0	1	0	0	72
05:00	1	2	2	1	0	0	0	0	6	23	7	1	1	0	0	0	0	32
05:15	9	1	2	2	0	1	0	0	15	28	11	2	3	0	1	0	1	46
05:30	19	0	2	1	0	0	0	0	22	29	7	0	2	0	0	0	1	39
05:45	32	2	3	4	0	0	1	0	42	20	12	4	6	0	0	1	0	43
Hour	61	5	9	8	0	1	1	0	85	100	37	7	12	0	1	1	2	160
06:00	17	1	3	5	0	0	0	0	26	48	9	3	6	0	0	0	0	66
06:15	27	3	7	6	1	0	1	0	45	93	6	14	4	0	0	2	2	121
06:30	57	6	9	8	1	0	2	3	86	108	6	25	3	0	1	9	7	159
06:45	116	2	21	8	0	0	0	1	148	141	6	14	4	0	0	0	7	172
Hour	217	12	40	27	2	0	3	4	305	390	27	56	17	0	1	11	16	518
07:00	177	4	41	23	1	0	4	4	254	169	17	18	5	0	0	2	3	214
07:15	174	0	44	16	1	3	1	1	240	163	13	15	0	2	0	3	7	203
07:30	215	1	41	12	0	1	7	2	279	165	8	14	2	0	2	5	6	202
07:45	194	1	31	14	0	0	8	7	255	189	7	19	3	0	2	4	10	234
Hour	760	6	157	65	2	4	20	14	1028	686	45	66	10	2	4	14	26	853
08:00	233	10	38	13	1	0	8	7	310	189	7	12	2	1	0	3	7	221
08:15	201	20	24	7	0	0	9	6	267	145	6	5	4	0	0	10	6	176
08:30	213	13	31	8	0	0	16	8	289	159	13	7	2	0	1	5	10	197
08:45	195	11	28	14	0	0	6	3	257	171	12	16	6	1	2	6	7	221
Hour	842	54	121	42	1	0	39	24	1123	664	38	40	14	2	3	24	30	815
09:00	200	7	25	6	0	1	6	5	250	126	10	15	5	4	3	4	4	171
09:15	169	12	15	6	0	2	4	3	211	126	13	11	12	1	2	2	2	169
09:30	175	6	21	10	0	0	5	2	219	129	6	12	6	6	2	3	1	165
09:45	141	11	30	10	0	0	1	4	197	138	7	19	12	6	0	0	1	183
Hour	685	36	91	32	0	3	16	14	877	519	36	57	35	17	7	9	8	688
10:00	128	3	36	6	0	1	1	1	176	114	8	16	7	0	1	5	2	153
10:15	136	7	26	8	0	0	0	1	178	105	6	14	6	2	0	1	0	134
10:30	140	7	25	13	0	2	3	0	190	105	5	17	7	1	2	1	0	138
10:45	115	8	27	13	0	0	1	1	165	92	12	13	11	1	0	0	2	131
Hour	519	25	114	40	0	3	5	3	709	416	31	60	31	4	3	7	4	556
11:00	88	1	20	4	0	2	3	0	118	83	9	20	5	0	0	1	1	119
11:15	96	3	17	11	1	1	1	2	132	91	7	25	6	1	0	0	0	130
11:30	97	4	25	7	0	1	1	2	137	89	4	24	3	0	0	0	3	123
11:45	116	2	31	8	0	2	1	2	162	113	3	23	6	0	0	1	3	149
Hour	397	10	93	30	1	6	6	6	549	376	23	92	20	1	0	2	7	521
Total	3586	163	638	250	6	21	94	65	4823	3232	266	386	152	27	20	69	93	4245

Site No. 3
Location R131(NW) / Pigoen House Road / R131(SW) / South Bank Road / Sean Moore Road / Diner Access
Date 04 April 2017

Time	To Arm D - South Bank Road								Veh. Total	From Arm D - South Bank Road								Veh. Total
	CAR	TAXI	LGV	HGV	Dbus	Obus	M/C	P/C		CAR	TAXI	LGV	HGV	Dbus	Obus	M/C	P/C	
00:00	4	0	0	1	0	0	0	0	5	3	0	0	1	0	0	0	0	4
00:15	3	1	1	1	0	0	0	0	6	2	1	1	0	0	0	0	0	4
00:30	1	0	0	0	0	0	0	0	1	1	0	0	0	0	0	0	0	1
00:45	0	1	1	0	0	0	0	0	2	2	0	0	0	0	0	0	0	2
Hour	8	2	2	2	0	0	0	0	14	8	1	1	1	0	0	0	0	11
01:00	2	0	0	1	0	0	0	0	3	4	0	1	0	0	0	0	0	5
01:15	0	0	0	0	0	0	0	0	0	1	1	0	0	0	0	0	0	2
01:30	0	0	0	0	0	0	0	0	0	1	0	0	0	0	0	0	0	1
01:45	2	0	0	0	0	0	0	0	2	1	0	2	0	0	0	0	0	3
Hour	4	0	0	1	0	0	0	0	5	7	1	3	0	0	0	0	0	11
02:00	0	0	0	0	0	0	0	0	0	0	0	0	0	0	0	0	0	0
02:15	0	0	0	0	0	0	0	0	0	0	0	0	0	0	0	0	0	0
02:30	0	0	0	0	0	0	0	0	0	1	0	0	0	0	0	0	0	1
02:45	0	1	1	0	0	0	0	0	2	2	0	0	0	0	0	0	0	2
Hour	0	1	1	0	0	0	0	0	2	3	0	0	0	0	0	0	0	3
03:00	2	0	0	0	0	0	0	0	2	1	1	0	0	0	0	0	0	2
03:15	0	0	0	0	0	0	0	0	0	0	0	0	0	0	0	0	0	0
03:30	1	0	0	0	0	0	0	0	1	0	0	0	0	0	0	0	0	0
03:45	0	0	0	2	0	0	0	0	2	0	0	0	0	0	0	0	0	0
Hour	3	0	0	2	0	0	0	0	5	1	1	0	0	0	0	0	0	2
04:00	1	0	0	0	0	0	0	0	1	3	0	0	0	0	0	0	1	4
04:15	0	0	0	0	0	0	0	0	0	0	0	0	1	0	0	0	0	1
04:30	1	0	0	0	0	0	0	0	1	0	0	0	0	0	0	0	0	0
04:45	3	0	0	0	0	0	0	0	3	0	0	0	0	0	0	0	0	0
Hour	5	0	0	0	0	0	0	0	5	3	0	0	1	0	0	0	1	5
05:00	2	0	0	0	0	0	0	0	2	1	0	0	0	0	0	0	0	1
05:15	2	0	0	0	0	0	0	1	3	1	0	0	1	0	0	0	0	2
05:30	7	1	0	1	0	0	0	1	10	8	0	1	1	0	0	0	0	10
05:45	5	0	2	0	0	0	1	0	8	13	0	2	2	0	0	0	2	19
Hour	16	1	2	1	0	0	1	2	23	23	0	3	4	0	0	0	2	32
06:00	14	1	4	2	0	0	1	0	22	3	0	0	1	0	0	0	1	5
06:15	65	0	13	5	0	0	1	3	87	0	2	0	2	0	0	0	0	4
06:30	90	1	24	12	0	0	5	8	140	1	0	1	5	0	0	0	1	8
06:45	92	0	14	12	0	0	1	13	132	7	0	0	9	0	0	0	0	16
Hour	261	2	55	31	0	0	8	24	381	11	2	1	17	0	0	0	2	33
07:00	79	1	16	7	0	0	1	7	111	3	1	3	7	0	0	0	1	15
07:15	55	0	12	5	0	0	1	10	83	4	0	1	17	0	0	0	0	22
07:30	41	2	8	8	0	1	1	6	67	7	2	0	14	0	1	0	0	24
07:45	30	1	10	7	0	0	1	9	58	1	1	1	12	0	0	0	0	15
Hour	205	4	46	27	0	1	4	32	319	15	4	5	50	0	1	0	1	76
08:00	22	0	10	7	0	0	0	1	40	1	0	4	13	0	0	0	0	18
08:15	15	1	5	11	0	0	1	2	35	2	1	1	9	0	0	0	0	13
08:30	15	0	4	4	0	0	0	0	23	1	0	3	11	0	0	0	1	16
08:45	9	0	6	10	0	0	0	1	26	7	0	1	12	0	0	0	0	20
Hour	61	1	25	32	0	0	1	4	124	11	1	9	45	0	0	0	1	67
09:00	17	0	3	9	0	1	0	0	30	3	0	5	6	0	0	1	0	15
09:15	11	0	3	12	0	0	0	0	26	6	0	2	12	0	0	0	1	21
09:30	14	0	3	15	0	0	0	0	32	5	0	3	7	0	1	0	0	16
09:45	17	0	11	12	0	0	0	1	41	9	0	4	15	0	0	0	0	28
Hour	59	0	20	48	0	1	0	1	129	23	0	14	40	0	1	1	1	80
10:00	15	0	4	14	0	0	0	2	35	8	0	7	8	0	0	0	0	23
10:15	13	0	9	16	0	0	0	0	38	12	0	5	13	0	0	0	0	30
10:30	12	0	7	10	0	0	0	0	29	8	1	5	18	0	0	0	0	32
10:45	14	2	7	21	0	0	0	1	45	3	1	7	17	0	0	0	0	28
Hour	54	2	27	61	0	0	0	3	147	31	2	24	56	0	0	0	0	113
11:00	9	1	9	18	0	0	1	0	38	10	2	7	10	0	0	1	2	32
11:15	10	0	7	7	0	0	0	0	24	9	0	2	23	0	0	0	0	34
11:30	8	0	7	14	0	0	0	0	29	9	0	3	14	0	0	0	0	26
11:45	14	0	9	14	0	0	1	1	39	11	1	6	10	0	0	0	1	29
Hour	41	1	32	53	0	0	2	1	130	39	3	18	57	0	0	1	3	121
Total	717	14	210	258	0	2	16	67	1284	175	15	78	271	0	2	2	11	554

Site No. 3
Location R131(NW) / Pigoen House Road / R131(SW) / South Bank Road / Sean Moore Road / Diner Access
Date 04 April 2017

Time	To Arm E - Sean Moore Road								Veh. Total	From Arm E - Sean Moore Road								Veh. Total
	CAR	TAXI	LGV	HGV	Dbus	Obus	M/C	P/C		CAR	TAXI	LGV	HGV	Dbus	Obus	M/C	P/C	
00:00	0	0	0	0	0	0	0	0	0	0	0	0	0	0	0	0	0	0
00:15	1	0	0	0	0	0	0	0	1	0	0	0	0	0	0	0	0	0
00:30	0	0	0	0	0	0	0	0	0	1	0	0	0	0	0	0	0	1
00:45	0	0	0	0	0	0	0	0	0	0	0	0	0	0	0	0	0	0
Hour	1	0	0	0	0	0	0	0	1	1	0	0	0	0	0	0	0	1
01:00	0	0	0	0	0	0	0	0	0	0	0	0	0	0	0	0	0	0
01:15	0	0	0	0	0	0	0	0	0	0	0	0	0	0	0	0	0	0
01:30	0	0	0	0	0	0	0	0	0	0	0	0	0	0	0	0	0	0
01:45	0	0	0	0	0	0	0	0	0	0	0	0	0	0	0	0	0	0
Hour	0	0	0	0	0	0	0	0	0	0	0	0	0	0	0	0	0	0
02:00	0	0	0	0	0	0	0	0	0	0	0	0	0	0	0	0	0	0
02:15	0	0	0	0	0	0	0	0	0	0	0	0	0	0	0	0	0	0
02:30	0	0	0	0	0	0	0	0	0	0	0	0	0	0	0	0	0	0
02:45	0	0	0	0	0	0	0	0	0	0	0	0	0	0	0	0	0	0
Hour	0	0	0	0	0	0	0	0	0	0	0	0	0	0	0	0	0	0
03:00	0	0	0	0	0	0	0	0	0	0	0	0	0	0	0	0	0	0
03:15	0	0	0	0	0	0	0	0	0	0	0	0	0	0	0	0	0	0
03:30	0	0	0	0	0	0	0	0	0	0	0	0	0	0	0	0	0	0
03:45	0	0	0	0	0	0	0	0	0	0	0	0	0	0	0	0	0	0
Hour	0	0	0	0	0	0	0	0	0	0	0	0	0	0	0	0	0	0
04:00	0	0	0	0	0	0	0	0	0	0	0	0	0	0	0	0	0	0
04:15	0	0	0	0	0	0	0	0	0	0	0	0	0	0	0	0	0	0
04:30	0	0	0	0	0	0	0	0	0	0	0	0	0	0	0	0	0	0
04:45	0	0	0	0	0	0	0	0	0	0	0	0	0	0	1	0	0	1
Hour	0	0	0	0	0	0	0	0	0	0	0	0	0	0	1	0	0	1
05:00	1	0	0	0	0	0	0	0	1	0	0	0	1	0	0	0	0	1
05:15	1	0	0	0	0	0	0	0	1	1	0	0	0	0	0	0	0	1
05:30	1	0	0	2	0	0	0	0	3	0	0	0	0	0	0	0	0	0
05:45	3	0	0	5	0	0	0	0	8	7	0	0	1	0	0	0	0	8
Hour	6	0	0	7	0	0	0	0	13	8	0	0	2	0	0	0	0	10
06:00	1	0	1	12	0	0	0	0	14	0	0	0	2	0	0	0	0	2
06:15	1	0	0	10	0	0	0	0	11	2	0	0	9	0	0	0	1	12
06:30	3	0	0	15	0	0	0	2	20	2	0	0	9	0	0	0	0	11
06:45	6	0	2	18	0	0	0	0	26	1	0	0	13	0	0	0	0	14
Hour	11	0	3	55	0	0	0	2	71	5	0	0	33	0	0	0	1	39
07:00	2	0	1	16	0	0	0	0	19	0	0	2	5	0	0	0	2	9
07:15	2	0	0	15	0	0	0	0	17	0	0	0	10	0	0	0	0	10
07:30	3	0	0	15	0	0	0	0	18	2	0	0	19	0	0	0	0	21
07:45	1	0	2	13	0	1	0	0	17	0	0	0	12	0	0	0	1	13
Hour	8	0	3	59	0	1	0	0	71	2	0	2	46	0	0	0	3	53
08:00	1	0	0	5	0	0	0	1	7	3	0	0	15	0	0	0	0	18
08:15	0	0	0	5	0	0	0	0	5	1	0	0	16	0	0	0	0	17
08:30	0	0	1	7	0	0	0	0	8	1	0	0	14	0	0	0	0	15
08:45	1	0	1	7	0	0	0	1	10	0	0	1	8	0	0	0	0	9
Hour	2	0	2	24	0	0	0	2	30	5	0	1	53	0	0	0	0	59
09:00	3	0	4	10	0	0	0	0	17	0	0	2	6	0	0	0	0	8
09:15	2	0	0	10	0	0	0	0	12	2	0	1	11	0	0	0	0	14
09:30	2	0	0	9	0	0	0	0	11	0	0	1	8	0	0	0	0	9
09:45	3	1	2	13	0	0	0	0	19	2	1	2	8	0	0	0	0	13
Hour	10	1	6	42	0	0	0	0	59	4	1	6	33	0	0	0	0	44
10:00	2	0	4	11	0	0	0	0	17	2	1	2	8	0	0	0	0	13
10:15	2	0	1	14	0	0	0	0	17	0	1	3	9	0	0	0	0	13
10:30	3	0	2	10	0	0	0	0	15	2	0	3	11	0	0	0	0	16
10:45	1	0	1	12	0	0	0	0	14	3	0	0	17	0	0	0	0	20
Hour	8	0	8	47	0	0	0	0	63	7	2	8	45	0	0	0	0	62
11:00	0	0	0	9	0	0	0	0	9	1	0	2	9	0	0	0	0	12
11:15	3	0	2	12	0	0	0	0	17	5	0	1	6	0	0	0	1	13
11:30	5	0	0	7	0	0	0	1	13	2	0	2	11	0	0	0	0	15
11:45	5	0	0	12	0	0	0	0	17	2	0	0	15	0	0	0	0	17
Hour	13	0	2	40	0	0	0	1	56	10	0	5	41	0	0	0	1	57
Total	59	1	24	274	0	1	0	5	364	42	3	22	253	0	1	0	5	326

Site No. 3
Location R131(NW) / Pigoen House Road / R131(SW) / South Bank Road / Sean Moore Road / Diner Access
Date 04 April 2017

Time	To Arm F - Diner Access								Veh. Total	From Arm F - Diner Access								Veh. Total
	CAR	TAXI	LGV	HGV	Dbus	Obus	M/C	P/C		CAR	TAXI	LGV	HGV	Dbus	Obus	M/C	P/C	
00:00	0	0	0	0	0	0	0	0	0	0	0	0	0	0	0	0	0	0
00:15	0	0	0	0	0	0	0	0	0	0	0	0	0	0	0	0	0	0
00:30	0	0	0	0	0	0	0	0	0	0	0	0	0	0	0	0	0	0
00:45	0	0	0	0	0	0	0	0	0	0	0	0	0	0	0	0	0	0
Hour	0	0	0	0	0	0	0	0	0	0	0	0	0	0	0	0	0	0
01:00	0	0	0	0	0	0	0	0	0	0	0	0	0	0	0	0	0	0
01:15	0	0	0	0	0	0	0	0	0	0	0	0	0	0	0	0	0	0
01:30	0	0	0	0	0	0	0	0	0	0	0	0	0	0	0	0	0	0
01:45	0	0	0	0	0	0	0	0	0	0	0	0	0	0	0	0	0	0
Hour	0	0	0	0	0	0	0	0	0	0	0	0	0	0	0	0	0	0
02:00	0	0	0	0	0	0	0	0	0	0	0	0	0	0	0	0	0	0
02:15	0	0	0	0	0	0	0	0	0	0	0	0	0	0	0	0	0	0
02:30	0	0	0	0	0	0	0	0	0	0	0	0	0	0	0	0	0	0
02:45	0	0	0	0	0	0	0	0	0	0	0	0	0	0	0	0	0	0
Hour	0	0	0	0	0	0	0	0	0	0	0	0	0	0	0	0	0	0
03:00	0	0	0	0	0	0	0	0	0	0	0	0	0	0	0	0	0	0
03:15	0	0	0	0	0	0	0	0	0	0	0	0	0	0	0	0	0	0
03:30	0	0	0	0	0	0	0	0	0	0	0	0	0	0	0	0	0	0
03:45	0	0	0	0	0	0	0	0	0	0	0	0	0	0	0	0	0	0
Hour	0	0	0	0	0	0	0	0	0	0	0	0	0	0	0	0	0	0
04:00	0	0	0	0	0	0	0	0	0	0	0	0	0	0	0	0	0	0
04:15	0	0	0	0	0	0	0	0	0	0	0	0	0	0	0	0	0	0
04:30	0	0	0	0	0	0	0	0	0	0	0	0	0	0	0	0	0	0
04:45	0	0	0	0	0	0	0	0	0	0	0	0	0	0	0	0	0	0
Hour	0	0	0	0	0	0	0	0	0	0	0	0	0	0	0	0	0	0
05:00	0	0	0	0	0	0	0	0	0	0	0	0	0	0	0	0	0	0
05:15	0	0	0	0	0	0	0	0	0	0	0	0	0	0	0	0	0	0
05:30	0	0	0	0	0	0	0	0	0	0	0	0	0	0	0	0	0	0
05:45	0	0	0	1	0	0	0	0	1	0	0	0	0	0	0	0	0	0
Hour	0	0	0	1	0	0	0	0	1	0	0	0	0	0	0	0	0	0
06:00	0	0	0	0	0	0	0	0	0	0	0	0	0	0	0	0	0	0
06:15	0	0	0	0	0	0	0	0	0	0	0	0	0	0	0	0	0	0
06:30	0	0	0	0	0	0	0	0	0	0	0	0	0	0	0	0	0	0
06:45	0	0	0	0	0	0	0	0	0	0	0	0	0	0	0	0	0	0
Hour	0	0	0	0	0	0	0	0	0	0	0	0	0	0	0	0	0	0
07:00	0	0	0	0	0	0	0	0	0	0	0	0	0	0	0	0	0	0
07:15	0	0	0	0	0	0	0	0	0	0	0	0	0	0	0	0	0	0
07:30	0	0	0	0	0	0	0	0	0	0	0	0	0	0	0	0	0	0
07:45	0	0	0	0	0	0	0	0	0	0	0	0	0	0	0	0	0	0
Hour	0	0	0	0	0	0	0	0	0	0	0	0	0	0	0	0	0	0
08:00	0	0	0	0	0	0	0	0	0	0	0	0	0	0	0	0	0	0
08:15	0	0	0	0	0	0	0	0	0	0	0	0	0	0	0	0	0	0
08:30	0	0	0	0	0	0	0	0	0	0	0	0	0	0	0	0	0	0
08:45	1	0	0	1	0	0	0	0	2	0	0	0	0	0	0	0	0	0
Hour	1	0	0	1	0	0	0	0	2	0	0	0	0	0	0	0	0	0
09:00	0	0	0	0	0	0	0	0	0	0	0	0	0	0	0	0	0	0
09:15	0	0	0	0	0	0	0	0	0	0	0	0	0	0	0	0	0	0
09:30	0	0	0	0	0	0	0	0	0	0	0	0	0	0	0	0	0	0
09:45	0	0	0	0	0	0	0	0	0	0	0	0	0	0	0	0	0	0
Hour	0	0	0	0	0	0	0	0	0	0	0	0	0	0	0	0	0	0
10:00	2	0	0	0	0	0	0	0	2	0	0	0	0	0	0	0	0	0
10:15	0	0	2	0	0	0	0	0	2	0	0	0	0	0	0	0	0	0
10:30	1	0	0	0	0	0	0	0	1	0	0	0	0	0	0	0	0	0
10:45	0	0	0	0	0	0	0	0	0	0	0	0	0	0	0	0	0	0
Hour	3	0	2	0	0	0	0	0	5	0	0	0	0	0	0	0	0	0
11:00	1	0	0	0	0	0	0	0	1	0	0	0	0	0	0	0	0	0
11:15	0	0	1	0	0	0	0	0	1	0	0	0	0	0	0	0	0	0
11:30	0	0	0	0	0	0	0	0	0	0	0	0	0	0	0	0	0	0
11:45	0	0	1	1	0	0	0	0	2	0	0	0	0	0	0	0	0	0
Hour	1	0	2	1	0	0	0	0	4	0	0	0	0	0	0	0	0	0
Total	5	0	4	3	0	0	0	0	12	0	0	0	0	0	0	0	0	0

Site No. 3
Location R131(NW) / Pigoen House Road / R131(SW) / South Bank Road / Sean Moore Road / Diner Access
Date 04 April 2017

Time	A to F - R131(NW) to Diner Access								Veh. Total	A to E - R131(NW) to Sean Moore Road								Veh. Total
	CAR	TAXI	LGV	HGV	Dbus	Obus	M/C	P/C		CAR	TAXI	LGV	HGV	Dbus	Obus	M/C	P/C	
12:00	0	0	0	0	0	0	0	0	0	0	0	1	8	0	0	0	0	9
12:15	0	0	0	0	0	0	0	0	0	1	0	0	3	0	0	0	0	4
12:30	0	0	0	0	0	0	0	0	0	0	0	0	12	0	0	0	0	12
12:45	2	0	0	0	0	0	0	0	2	0	0	0	9	0	0	0	0	9
Hour	2	0	0	0	0	0	0	0	2	1	0	1	32	0	0	0	0	34
13:00	1	0	0	0	0	0	0	0	1	1	0	0	5	0	0	0	0	6
13:15	0	0	0	0	0	0	0	0	0	0	0	0	22	0	0	0	0	22
13:30	0	0	0	0	0	0	0	0	0	3	0	0	9	0	0	0	0	12
13:45	0	0	0	0	0	0	0	0	0	1	0	0	9	0	0	0	0	10
Hour	1	0	0	0	0	0	0	0	1	5	0	0	45	0	0	0	0	50
14:00	0	0	0	0	0	0	0	3	3	1	0	0	13	0	0	0	0	14
14:15	0	0	0	0	0	0	0	0	0	0	0	0	13	0	0	0	0	13
14:30	0	0	0	0	0	0	0	0	0	0	0	0	6	0	0	0	0	6
14:45	0	0	0	0	0	0	0	0	0	1	0	1	8	0	0	0	0	10
Hour	0	0	0	0	0	0	0	3	3	2	0	1	40	0	0	0	0	43
15:00	0	0	0	0	0	0	0	0	0	0	0	1	12	0	0	0	0	13
15:15	0	0	0	0	0	0	0	0	0	0	0	0	8	0	0	0	0	8
15:30	1	0	0	0	0	0	0	0	1	0	0	0	11	0	0	0	0	11
15:45	0	0	0	0	0	0	0	0	0	0	0	0	13	0	0	1	0	14
Hour	1	0	0	0	0	0	0	0	1	0	0	1	44	0	0	1	0	46
16:00	1	0	0	0	0	0	0	0	1	0	0	0	10	0	0	0	0	10
16:15	0	0	0	0	0	0	0	0	0	1	0	0	9	0	0	0	0	10
16:30	0	0	0	0	0	0	0	0	0	0	0	0	8	0	0	0	0	8
16:45	0	0	0	0	0	0	0	0	0	0	0	0	12	0	0	0	0	12
Hour	1	0	0	0	0	0	0	0	1	1	0	0	39	0	0	0	0	40
17:00	1	0	0	0	0	0	0	0	1	1	0	0	1	0	0	0	0	2
17:15	0	0	0	0	0	0	0	0	0	0	0	0	4	0	0	0	0	4
17:30	0	0	0	0	0	0	0	0	0	0	0	0	3	0	0	1	0	4
17:45	0	0	0	0	0	0	0	0	0	1	0	0	2	0	0	0	0	3
Hour	1	0	0	0	0	0	0	0	1	2	0	0	10	0	0	1	0	13
18:00	0	0	0	0	0	0	0	0	0	1	1	0	0	0	0	0	0	2
18:15	0	0	0	0	0	0	0	0	0	2	0	0	0	0	0	0	0	2
18:30	1	0	0	0	0	0	0	0	1	2	0	1	1	0	0	0	0	4
18:45	0	0	0	0	0	0	0	0	0	4	0	0	0	0	0	0	0	4
Hour	1	0	0	0	0	0	0	0	1	9	1	1	1	0	0	0	0	12
19:00	0	0	0	0	0	0	0	0	0	1	0	0	0	0	0	0	0	1
19:15	1	0	0	0	0	0	0	0	1	1	0	0	0	0	0	0	0	1
19:30	0	0	0	0	0	0	0	0	0	0	0	0	0	0	0	0	0	0
19:45	0	0	0	0	0	0	0	0	0	0	0	1	0	0	0	0	0	1
Hour	1	0	0	0	0	0	0	0	1	2	0	1	0	0	0	0	0	3
20:00	0	0	0	0	0	0	0	0	0	0	0	0	0	0	0	0	0	0
20:15	0	0	0	0	0	0	0	0	0	0	0	0	0	0	0	0	0	0
20:30	0	0	0	0	0	0	0	0	0	0	0	0	0	0	0	0	0	0
20:45	0	0	0	0	0	0	0	0	0	1	0	0	0	0	0	0	0	1
Hour	0	0	0	0	0	0	0	0	0	1	0	0	0	0	0	0	0	1
21:00	0	0	0	0	0	0	0	0	0	0	0	0	0	0	0	0	0	0
21:15	0	0	0	0	0	0	0	0	0	2	0	0	0	0	0	0	0	2
21:30	0	0	0	0	0	0	0	0	0	0	0	1	0	0	0	0	0	1
21:45	0	0	0	0	0	0	0	0	0	0	0	0	0	0	0	0	0	0
Hour	0	0	0	0	0	0	0	0	0	2	0	1	0	0	0	0	0	3
22:00	0	0	0	0	0	0	0	0	0	0	0	0	0	0	0	0	0	0
22:15	0	0	0	0	0	0	0	0	0	0	0	0	0	0	0	0	0	0
22:30	1	0	0	0	0	0	0	0	1	0	0	0	0	0	0	0	0	0
22:45	0	0	0	0	0	0	0	0	0	0	0	0	0	0	0	0	0	0
Hour	1	0	0	0	0	0	0	0	1	0	0	0	0	0	0	0	0	0
23:00	0	0	0	0	0	0	0	0	0	0	0	0	0	0	0	0	0	0
23:15	0	0	0	0	0	0	0	0	0	1	0	0	0	0	0	0	0	1
23:30	0	0	0	0	0	0	0	0	0	0	0	0	0	0	0	0	0	0
23:45	0	0	0	0	0	0	0	0	0	0	0	0	0	0	0	0	0	0
Hour	0	0	0	0	0	0	0	0	0	1	0	0	0	0	0	0	0	1
Total	9	0	0	0	0	0	0	3	12	26	1	6	211	0	0	2	0	246

Site No. 3
Location R131(NW) / Pigoen House Road / R131(SW) / South Bank Road / Sean Moore Road / Diner Access
Date 04 April 2017

Time	A to D - R131(NW) to South Bank Road								Veh. Total	A to C - R131(NW) to R131(SW)								Veh. Total
	CAR	TAXI	LGV	HGV	Dbus	Obus	M/C	P/C		CAR	TAXI	LGV	HGV	Dbus	Obus	M/C	P/C	
12:00	2	0	1	6	0	0	0	0	9	92	4	20	6	0	0	0	0	122
12:15	2	0	1	8	0	0	0	0	11	85	3	16	6	0	1	4	0	115
12:30	4	0	1	10	0	0	0	0	15	97	0	19	8	0	0	0	0	124
12:45	2	0	1	3	0	0	0	0	6	96	2	13	5	0	0	0	0	116
Hour	10	0	4	27	0	0	0	0	41	370	9	68	25	0	1	4	0	477
13:00	2	0	1	5	0	0	1	0	9	73	4	14	6	0	0	4	0	101
13:15	2	0	1	8	0	0	0	0	11	86	3	13	7	1	0	0	0	110
13:30	3	0	0	6	0	0	0	0	9	87	4	9	3	0	0	3	0	106
13:45	4	0	3	9	0	0	0	0	16	92	7	14	6	0	0	3	0	122
Hour	11	0	5	28	0	0	1	0	45	338	18	50	22	1	0	10	0	439
14:00	0	0	2	4	0	0	0	0	6	82	1	17	2	0	0	0	0	102
14:15	3	0	3	12	0	1	1	1	21	93	5	15	1	0	0	0	0	114
14:30	2	0	2	11	0	0	0	0	15	83	4	15	4	0	0	0	0	106
14:45	8	0	1	6	0	0	1	0	16	70	10	6	3	0	0	1	0	90
Hour	13	0	8	33	0	1	2	1	58	328	20	53	10	0	0	1	0	412
15:00	2	0	2	8	0	0	0	1	13	96	6	9	6	0	1	4	0	122
15:15	2	0	1	7	0	0	0	0	10	108	1	10	0	0	0	2	0	121
15:30	1	0	1	9	0	0	0	0	11	117	5	20	1	0	1	3	0	147
15:45	1	0	1	3	0	0	0	0	5	109	1	18	7	8	0	2	0	145
Hour	6	0	5	27	0	0	0	1	39	430	13	57	14	8	2	11	0	535
16:00	2	0	1	3	0	0	1	0	7	106	2	10	3	4	1	5	0	131
16:15	1	0	3	9	0	0	0	0	13	108	5	14	5	6	1	9	0	148
16:30	2	0	0	4	0	0	0	0	6	115	10	10	1	0	2	3	0	141
16:45	1	0	1	7	0	0	0	1	10	136	4	8	3	1	0	7	0	159
Hour	6	0	5	23	0	0	1	1	36	465	21	42	12	11	4	24	0	579
17:00	1	0	1	1	0	0	0	0	3	122	2	9	1	0	0	5	0	139
17:15	2	0	1	1	0	0	0	0	4	150	5	5	0	0	0	10	0	170
17:30	2	0	1	3	0	0	0	0	6	134	1	6	0	0	0	7	0	148
17:45	4	0	0	3	0	0	0	1	8	141	8	13	4	0	0	6	0	172
Hour	9	0	3	8	0	0	0	1	21	547	16	33	5	0	0	28	0	629
18:00	1	0	0	1	0	0	0	0	2	163	4	6	0	0	0	4	0	177
18:15	0	0	0	0	0	0	0	2	2	142	7	3	0	0	0	3	0	155
18:30	3	0	0	3	0	0	0	0	6	129	3	3	3	0	0	8	0	146
18:45	0	0	0	0	0	0	1	0	1	113	5	4	0	0	0	7	0	129
Hour	4	0	0	4	0	0	1	2	11	547	19	16	3	0	0	22	0	607
19:00	0	0	0	0	0	0	0	0	0	128	5	10	1	0	1	1	0	146
19:15	1	0	0	0	0	0	0	0	1	98	5	2	0	0	0	4	0	109
19:30	2	0	0	0	0	0	0	1	3	106	14	5	1	0	0	1	0	127
19:45	3	0	0	1	0	0	0	0	4	72	7	4	1	0	1	0	0	85
Hour	6	0	0	1	0	0	0	1	8	404	31	21	3	0	2	6	0	467
20:00	3	0	1	0	0	0	0	0	4	52	2	6	1	0	0	2	0	63
20:15	1	0	0	0	0	0	0	0	1	46	2	6	0	0	0	3	0	57
20:30	0	0	0	0	0	0	0	2	2	66	5	1	2	0	0	2	0	76
20:45	2	0	0	0	0	0	0	0	2	58	2	3	2	0	0	1	0	66
Hour	6	0	1	0	0	0	0	2	9	222	11	16	5	0	0	8	0	262
21:00	0	0	0	0	0	0	0	0	0	56	1	3	1	0	0	0	0	61
21:15	0	0	0	0	0	0	0	0	0	68	3	1	1	0	0	2	0	75
21:30	2	0	0	1	0	0	0	0	3	56	4	0	1	0	0	0	0	61
21:45	3	0	0	0	0	0	0	0	3	48	5	1	1	0	0	2	0	57
Hour	5	0	0	1	0	0	0	0	6	228	13	5	4	0	0	4	0	254
22:00	0	0	0	0	0	0	0	0	0	43	6	2	1	0	0	1	0	53
22:15	1	0	0	0	0	0	0	0	1	18	1	1	3	0	0	0	0	23
22:30	1	0	0	0	0	0	3	0	4	25	5	0	0	0	0	2	0	32
22:45	0	0	0	0	0	0	0	0	0	22	11	0	0	0	0	1	0	34
Hour	2	0	0	0	0	0	3	0	5	108	23	3	4	0	0	4	0	142
23:00	0	0	0	0	0	0	0	0	0	15	7	1	1	1	0	1	0	26
23:15	0	0	0	0	0	0	0	0	0	11	8	1	1	0	0	0	0	21
23:30	1	0	0	0	0	0	0	0	1	15	2	0	0	0	0	0	0	17
23:45	0	1	0	0	0	0	0	0	1	14	4	0	0	0	0	0	0	18
Hour	1	1	0	0	0	0	0	0	2	55	21	2	2	1	0	1	0	82
Total	79	1	31	152	0	1	8	9	281	4042	215	366	109	21	9	123	0	4885

Site No. 3
Location R131(NW) / Pigoen House Road / R131(SW) / South Bank Road / Sean Moore Road / Diner Access
Date 04 April 2017

Time	A to B - R131(NW) to Pigoen House Road								Veh. Total	A to A - R131(NW) to R131(NW)								Veh. Total
	CAR	TAXI	LGV	HGV	Dbus	Obus	M/C	P/C		CAR	TAXI	LGV	HGV	Dbus	Obus	M/C	P/C	
12:00	2	0	1	0	0	0	0	0	3	0	0	0	0	0	0	0	0	0
12:15	1	0	1	0	0	0	0	0	2	0	0	0	0	0	0	0	0	0
12:30	1	0	1	0	0	0	0	0	2	0	0	0	0	0	0	0	0	0
12:45	2	0	4	0	0	0	0	0	6	0	0	0	0	0	0	0	0	0
Hour	6	0	7	0	0	0	0	0	13	0	0	0	0	0	0	0	0	0
13:00	0	0	2	0	0	0	0	0	2	0	0	0	0	0	0	0	0	0
13:15	2	0	1	1	0	0	0	0	4	0	0	0	0	0	0	0	0	0
13:30	0	0	0	0	0	0	0	0	0	0	0	0	0	0	0	0	0	0
13:45	0	0	1	0	0	0	0	0	1	1	0	0	0	0	0	0	0	1
Hour	2	0	4	1	0	0	0	0	7	1	0	0	0	0	0	0	0	1
14:00	4	0	3	0	0	0	0	0	7	0	0	0	0	0	0	0	0	0
14:15	2	0	0	0	0	0	0	0	2	0	0	0	0	0	0	0	0	0
14:30	0	0	2	0	0	0	0	0	2	0	0	0	0	0	0	0	0	0
14:45	2	0	0	0	0	0	0	0	2	0	0	0	0	0	0	0	0	0
Hour	8	0	5	0	0	0	0	0	13	0	0	0	0	0	0	0	0	0
15:00	1	0	0	0	0	0	0	0	1	0	0	0	0	0	0	0	0	0
15:15	0	0	1	0	0	0	0	0	1	0	0	0	0	0	0	0	0	0
15:30	0	0	1	2	0	0	0	0	3	0	0	0	0	0	0	0	0	0
15:45	1	0	0	0	0	0	0	0	1	0	0	0	0	0	0	0	0	0
Hour	2	0	2	2	0	0	0	0	6	0	0	0	0	0	0	0	0	0
16:00	0	0	1	0	0	0	0	0	1	0	0	0	0	0	0	0	0	0
16:15	1	0	0	0	0	0	0	0	1	0	0	0	0	0	0	0	0	0
16:30	0	0	0	1	0	0	0	0	1	0	0	0	0	0	0	0	0	0
16:45	0	0	0	0	0	0	0	0	0	0	0	0	0	0	0	0	0	0
Hour	1	0	1	1	0	0	0	0	3	0	0	0	0	0	0	0	0	0
17:00	0	0	0	0	0	0	0	0	0	0	0	0	0	0	0	0	0	0
17:15	0	0	0	0	0	0	0	0	0	0	0	0	0	0	0	0	0	0
17:30	1	0	1	0	0	0	0	0	2	0	0	0	0	0	0	0	0	0
17:45	0	0	0	0	0	0	0	0	0	0	0	0	0	0	0	0	0	0
Hour	1	0	1	0	0	0	0	0	2	0	0	0	0	0	0	0	0	0
18:00	2	0	0	0	0	0	0	0	2	0	0	0	0	0	0	0	0	0
18:15	1	0	1	0	0	0	0	0	2	0	0	0	0	0	0	0	0	0
18:30	0	0	0	0	0	0	0	0	0	0	0	0	0	0	0	0	0	0
18:45	1	0	0	0	0	0	0	0	1	0	0	0	0	0	0	0	0	0
Hour	4	0	1	0	0	0	0	0	5	0	0	0	0	0	0	0	0	0
19:00	1	0	0	0	0	0	0	0	1	0	0	0	0	0	0	0	0	0
19:15	0	0	0	0	0	0	0	0	0	1	0	0	0	0	0	0	0	1
19:30	1	0	1	0	0	0	0	0	2	0	0	0	0	0	0	0	0	0
19:45	0	0	0	0	0	0	0	0	0	0	0	0	0	0	0	0	0	0
Hour	2	0	1	0	0	0	0	0	3	1	0	0	0	0	0	0	0	1
20:00	1	0	3	0	0	0	0	0	4	0	0	0	0	0	0	0	0	0
20:15	1	0	0	0	0	0	0	0	1	0	0	0	0	0	0	0	0	0
20:30	0	0	0	0	0	0	0	0	0	0	0	0	0	0	0	0	0	0
20:45	1	0	0	0	0	0	0	0	1	0	0	0	0	0	0	0	0	0
Hour	3	0	3	0	0	0	0	0	6	0	0	0	0	0	0	0	0	0
21:00	1	0	0	0	0	0	0	0	1	0	0	0	0	0	0	0	0	0
21:15	1	0	0	0	0	0	0	0	1	0	0	0	0	0	0	0	0	0
21:30	1	0	0	0	0	0	0	0	1	0	0	0	0	0	0	0	0	0
21:45	0	0	0	0	0	0	0	0	0	0	0	0	0	0	0	0	0	0
Hour	3	0	0	0	0	0	0	0	3	0	0	0	0	0	0	0	0	0
22:00	0	0	0	0	0	0	0	0	0	0	0	0	0	0	0	0	0	0
22:15	1	0	0	0	0	0	0	0	1	0	0	0	0	0	0	0	0	0
22:30	3	0	0	0	0	0	0	0	3	0	0	0	0	0	0	0	0	0
22:45	1	0	0	0	0	0	0	0	1	0	0	0	0	0	0	0	0	0
Hour	5	0	0	0	0	0	0	0	5	0	0	0	0	0	0	0	0	0
23:00	0	0	0	0	0	0	0	0	0	0	0	0	0	0	0	0	0	0
23:15	0	0	0	0	0	0	0	0	0	0	0	0	0	0	0	0	0	0
23:30	0	0	1	0	0	0	0	0	1	0	0	0	0	0	0	0	0	0
23:45	1	0	0	0	0	0	0	0	1	0	0	0	0	0	0	0	0	0
Hour	1	0	1	0	0	0	0	0	2	0	0	0	0	0	0	0	0	0
Total	38	0	26	4	0	0	0	0	68	2	0	0	0	0	0	0	0	2

Site No. 3
Location R131(NW) / Pigoen House Road / R131(SW) / South Bank Road / Sean Moore Road / Diner Access
Date 04 April 2017

Time	B to A - Pigoen House Road to R131(NW)								Veh. Total	B to F - Pigoen House Road to Diner Access								Veh. Total
	CAR	TAXI	LGV	HGV	Dbus	Obus	M/C	P/C		CAR	TAXI	LGV	HGV	Dbus	Obus	M/C	P/C	
12:00	2	0	0	0	0	0	0	0	2	0	0	0	0	0	0	0	0	0
12:15	3	0	2	0	0	0	0	0	5	1	0	0	0	0	0	0	0	1
12:30	0	0	1	1	0	0	0	0	2	0	0	0	0	0	0	0	0	0
12:45	1	0	2	0	0	0	0	0	3	0	0	0	0	0	0	0	0	0
Hour	6	0	5	1	0	0	0	0	12	0	0	0	0	0	0	0	0	1
13:00	4	0	0	0	0	0	0	0	4	0	0	0	0	0	0	0	0	0
13:15	3	0	1	0	0	0	0	0	4	1	0	0	0	0	0	0	0	1
13:30	5	0	3	0	0	0	0	0	8	0	0	0	0	0	0	0	0	0
13:45	3	0	0	0	0	0	0	0	3	0	0	0	0	0	0	0	0	0
Hour	15	0	4	0	0	0	0	0	19	0	0	0	0	0	0	0	0	1
14:00	5	0	3	0	0	0	0	0	8	0	0	0	0	0	0	0	0	0
14:15	1	0	0	1	0	0	0	0	2	0	0	0	0	0	0	0	0	0
14:30	2	0	0	1	0	0	0	0	3	0	0	0	1	0	0	0	0	1
14:45	3	0	1	1	0	0	0	0	5	0	0	0	0	0	0	0	0	0
Hour	11	0	4	3	0	0	0	0	18	0	0	0	0	0	0	0	0	1
15:00	6	0	1	0	0	0	0	0	7	0	0	0	0	0	0	0	0	0
15:15	8	0	3	1	0	0	0	0	12	0	0	0	0	0	0	0	0	0
15:30	4	0	2	0	0	0	0	0	6	0	0	0	0	0	0	0	0	0
15:45	6	0	2	0	0	0	0	0	8	0	0	0	0	0	0	0	0	0
Hour	24	0	8	1	0	0	0	0	33	0	0	0	0	0	0	0	0	0
16:00	11	0	3	1	0	0	0	0	15	0	0	0	0	0	0	0	0	0
16:15	15	0	7	0	0	0	0	0	22	0	0	0	0	0	0	0	0	0
16:30	18	0	5	0	0	0	0	0	23	0	0	0	0	0	0	0	0	0
16:45	9	0	4	0	0	0	0	0	13	0	0	0	0	0	0	0	0	0
Hour	53	0	19	1	0	0	0	0	73	0	0	0	0	0	0	0	0	0
17:00	14	0	0	0	0	0	0	0	14	0	0	0	0	0	0	0	0	0
17:15	15	0	2	0	0	0	0	0	17	0	0	0	0	0	0	0	0	0
17:30	15	0	3	0	0	0	0	0	18	0	0	0	0	0	0	0	0	0
17:45	10	0	0	0	0	0	0	0	10	0	0	0	0	0	0	0	0	0
Hour	54	0	5	0	0	0	0	0	59	0	0	0	0	0	0	0	0	0
18:00	17	0	3	0	0	0	0	0	20	0	0	0	0	0	0	0	0	0
18:15	10	0	0	0	0	0	0	0	10	0	0	0	0	0	0	0	0	0
18:30	7	0	1	0	0	0	0	0	8	0	0	0	0	0	0	0	0	0
18:45	6	0	0	0	0	0	0	0	6	0	0	0	0	0	0	0	0	0
Hour	40	0	4	0	0	0	0	0	44	0	0	0	0	0	0	0	0	0
19:00	4	0	0	0	0	0	0	0	4	0	0	0	0	0	0	0	0	0
19:15	1	0	0	0	0	0	0	0	1	0	0	0	0	0	0	0	0	0
19:30	2	0	0	0	0	0	0	0	2	0	0	0	0	0	0	0	0	0
19:45	2	0	0	0	0	0	0	0	2	0	0	0	0	0	0	0	0	0
Hour	9	0	0	0	0	0	0	0	9	0	0	0	0	0	0	0	0	0
20:00	2	0	0	0	0	0	0	0	2	0	0	0	0	0	0	0	0	0
20:15	0	0	1	0	0	0	0	0	1	0	0	0	0	0	0	0	0	0
20:30	1	0	0	0	0	0	0	0	1	0	0	0	0	0	0	0	0	0
20:45	0	0	1	0	0	0	0	0	1	0	0	0	0	0	0	0	0	0
Hour	3	0	2	0	0	0	0	0	5	0	0	0	0	0	0	0	0	0
21:00	2	0	0	0	0	0	0	0	2	0	0	0	0	0	0	0	0	0
21:15	1	0	1	0	0	0	0	0	2	0	0	0	0	0	0	0	0	0
21:30	4	0	0	0	0	0	0	0	4	0	0	0	0	0	0	0	0	0
21:45	2	0	0	0	0	0	0	0	2	0	0	0	0	0	0	0	0	0
Hour	9	0	1	0	0	0	0	0	10	0	0	0	0	0	0	0	0	0
22:00	0	0	1	0	0	0	0	0	1	0	0	0	0	0	0	0	0	0
22:15	1	0	0	0	0	0	0	0	1	0	0	0	0	0	0	0	0	0
22:30	0	0	0	0	0	0	0	0	0	0	0	0	0	0	0	0	0	0
22:45	0	0	0	0	0	0	0	0	0	0	0	0	0	0	0	0	0	0
Hour	1	0	1	0	0	0	0	0	2	0	0	0	0	0	0	0	0	0
23:00	2	0	0	0	0	0	0	0	2	0	0	0	0	0	0	0	0	0
23:15	1	0	0	0	0	0	0	0	1	0	0	0	0	0	0	0	0	0
23:30	0	0	0	0	0	0	0	0	0	0	0	0	0	0	0	0	0	0
23:45	0	0	1	0	0	0	0	0	1	0	0	0	0	0	0	0	0	0
Hour	3	0	1	0	0	0	0	0	4	0	0	0	0	0	0	0	0	0
Total	228	0	54	6	0	0	0	0	288	0	0	0	0	0	0	0	0	3

Site No. 3
Location R131(NW) / Pigoen House Road / R131(SW) / South Bank Road / Sean Moore Road / Diner Access
Date 04 April 2017

Time	B to E - Pigoen House Road to Sean Moore Road								Veh. Total	B to D - Pigoen House Road to South Bank Road								Veh. Total
	CAR	TAXI	LGV	HGV	Dbus	Obus	M/C	P/C		CAR	TAXI	LGV	HGV	Dbus	Obus	M/C	P/C	
12:00	0	0	0	0	0	0	0	0	0	1	0	1	2	0	0	0	0	4
12:15	1	0	0	0	0	0	0	0	1	1	0	1	0	0	0	0	0	2
12:30	1	0	0	0	0	0	0	0	1	0	0	0	0	0	0	0	0	0
12:45	0	0	0	0	0	0	0	0	0	0	0	1	0	0	0	0	0	1
Hour	2	0	0	0	0	0	0	0	2	2	0	3	2	0	0	0	0	7
13:00	0	0	0	0	0	0	0	0	0	2	0	1	0	0	0	0	0	3
13:15	1	0	0	0	0	0	0	0	1	3	0	1	0	0	0	0	1	5
13:30	0	0	0	0	0	0	0	0	0	0	0	4	0	0	0	0	0	4
13:45	0	0	0	0	0	0	0	0	0	3	0	0	0	0	0	0	0	3
Hour	1	0	0	0	0	0	0	0	1	8	0	6	0	0	0	0	1	15
14:00	0	0	0	0	0	0	0	0	0	2	0	1	0	0	0	0	1	4
14:15	2	0	0	0	0	0	0	0	2	2	0	0	0	0	0	0	0	2
14:30	1	0	0	0	0	0	0	0	1	3	0	0	0	0	0	0	0	3
14:45	2	0	1	0	0	0	0	0	3	4	0	0	0	0	0	0	0	4
Hour	5	0	1	0	0	0	0	0	6	11	0	1	0	0	0	0	1	13
15:00	1	0	0	1	0	0	0	1	3	0	0	0	0	0	0	0	0	0
15:15	0	0	0	0	0	0	0	0	0	2	0	1	0	0	0	0	0	3
15:30	3	0	0	0	0	0	0	0	3	1	0	0	0	0	0	0	0	1
15:45	1	0	0	0	0	0	0	0	1	1	0	0	0	0	0	0	0	1
Hour	5	0	0	1	0	0	0	1	7	4	0	1	0	0	0	0	0	5
16:00	0	0	0	0	0	0	0	0	0	1	0	0	0	0	0	0	0	1
16:15	1	0	1	0	0	0	0	0	2	2	0	0	0	0	0	0	1	3
16:30	1	0	0	1	0	0	0	0	2	0	0	0	0	0	0	0	0	0
16:45	1	0	0	0	0	0	0	0	1	0	0	1	0	0	0	0	0	1
Hour	3	0	1	1	0	0	0	0	5	3	0	1	0	0	0	0	1	5
17:00	2	0	0	0	0	0	0	0	2	0	0	0	0	0	0	0	0	0
17:15	2	0	0	0	0	0	0	0	2	1	0	0	1	0	0	0	0	2
17:30	2	0	0	0	0	0	0	0	2	4	0	0	0	0	0	0	2	6
17:45	0	0	1	0	0	0	0	0	1	2	0	0	0	0	0	0	0	2
Hour	6	0	1	0	0	0	0	0	7	7	0	0	1	0	0	0	2	10
18:00	2	0	0	0	0	0	0	0	2	1	0	0	0	0	0	0	0	1
18:15	3	0	0	0	0	0	0	0	3	4	0	0	0	0	0	0	0	4
18:30	2	0	0	0	0	0	0	0	2	2	0	0	0	0	0	0	0	2
18:45	2	0	0	0	0	0	0	0	2	3	0	0	0	0	0	0	0	3
Hour	9	0	0	0	0	0	0	0	9	10	0	0	0	0	0	0	0	10
19:00	2	0	0	0	0	0	0	0	2	1	0	0	0	0	0	0	0	1
19:15	1	0	0	0	0	0	0	0	1	2	0	0	0	0	0	0	0	2
19:30	0	0	0	0	0	0	0	0	0	1	0	0	0	0	0	0	0	1
19:45	0	0	0	0	0	0	0	0	0	1	0	0	0	0	0	0	0	1
Hour	3	0	0	0	0	0	0	0	3	5	0	0	0	0	0	0	0	5
20:00	0	0	0	0	0	0	0	0	0	0	0	0	0	0	0	0	0	0
20:15	0	0	0	0	0	0	0	0	0	1	0	0	0	0	0	0	0	1
20:30	0	0	0	0	0	0	0	0	0	1	0	0	0	0	0	0	1	2
20:45	0	0	0	0	0	0	0	0	0	1	0	0	0	0	0	0	0	1
Hour	0	0	0	0	0	0	0	0	0	3	0	0	0	0	0	0	1	4
21:00	1	0	0	0	0	0	0	0	1	0	0	0	0	0	0	0	0	0
21:15	0	0	0	0	0	0	0	0	0	0	0	0	0	0	0	0	0	0
21:30	0	0	0	0	0	0	0	0	0	3	0	0	0	0	0	0	0	3
21:45	0	0	0	0	0	0	0	0	0	1	0	0	0	0	0	0	0	1
Hour	1	0	0	0	0	0	0	0	1	4	0	0	0	0	0	0	0	4
22:00	1	0	0	0	0	0	0	0	1	0	0	0	0	0	0	0	0	0
22:15	0	0	0	0	0	0	0	0	0	1	0	0	0	0	0	0	0	1
22:30	0	0	0	0	0	0	0	0	0	0	0	0	0	0	0	0	0	0
22:45	0	0	0	0	0	0	0	0	0	1	0	0	0	0	0	0	0	1
Hour	1	0	0	0	0	0	0	0	1	2	0	0	0	0	0	0	0	2
23:00	1	0	0	0	0	0	0	0	1	1	0	0	0	0	0	0	0	1
23:15	0	0	0	0	0	0	0	0	0	0	0	0	0	0	0	0	0	0
23:30	0	0	0	0	0	0	0	0	0	1	0	0	0	0	0	0	0	1
23:45	0	0	0	0	0	0	0	0	0	0	0	0	0	0	0	0	0	0
Hour	1	0	0	0	0	0	0	0	1	2	0	0	0	0	0	0	0	2
Total	37	0	3	2	0	0	0	1	43	61	0	12	3	0	0	0	6	82

Site No. 3
Location R131(NW) / Pigoen House Road / R131(SW) / South Bank Road / Sean Moore Road / Diner Access
Date 04 April 2017

Time	B to C - Pigoen House Road to R131(SW)								Veh. Total	B to B - Pigoen House Road to Pigoen House Road								Veh. Total
	CAR	TAXI	LGV	HGV	Dbus	Obus	M/C	P/C		CAR	TAXI	LGV	HGV	Dbus	Obus	M/C	P/C	
12:00	1	1	1	0	0	0	0	0	3	0	0	0	0	0	0	0	0	0
12:15	10	0	2	0	0	0	0	0	12	0	0	0	0	0	0	0	0	0
12:30	8	0	0	1	0	0	0	0	9	0	0	0	0	0	0	0	0	0
12:45	7	0	0	0	0	0	0	0	7	0	0	0	0	0	0	0	0	0
Hour	26	1	3	1	0	0	0	0	31	0	0	0	0	0	0	0	0	0
13:00	16	0	2	0	0	0	0	1	19	0	0	0	0	0	0	0	0	0
13:15	7	0	0	0	0	0	0	0	7	1	0	0	0	0	0	0	0	1
13:30	5	0	0	0	0	0	0	0	5	0	0	0	0	0	0	0	0	0
13:45	9	0	0	0	0	0	0	0	9	0	0	0	0	0	0	0	0	0
Hour	37	0	2	0	0	0	0	1	40	1	0	0	0	0	0	0	0	1
14:00	7	1	1	0	0	0	0	0	9	0	0	0	0	0	0	0	0	0
14:15	7	0	1	0	0	0	0	0	8	0	0	0	0	0	0	0	0	0
14:30	14	0	0	0	0	0	0	0	14	0	0	0	0	0	0	0	0	0
14:45	19	0	1	0	0	0	0	0	20	0	0	0	0	0	0	0	0	0
Hour	47	1	3	0	0	0	0	0	51	0	0	0	0	0	0	0	0	0
15:00	7	0	0	0	0	0	0	0	7	0	0	0	0	0	0	0	0	0
15:15	6	0	0	1	0	0	0	0	7	0	0	0	0	0	0	0	0	0
15:30	10	0	0	0	0	0	0	0	10	0	0	0	0	0	0	0	0	0
15:45	8	0	1	0	0	0	0	0	9	0	0	0	0	0	0	0	0	0
Hour	31	0	1	1	0	0	0	0	33	0	0	0	0	0	0	0	0	0
16:00	14	1	2	0	0	0	0	0	17	0	0	0	0	0	0	0	0	0
16:15	16	0	3	0	0	0	0	0	19	0	0	0	0	0	0	0	0	0
16:30	9	0	2	0	0	0	0	0	11	0	0	0	0	0	0	0	0	0
16:45	9	0	0	2	0	0	0	0	11	0	0	0	0	0	0	0	0	0
Hour	48	1	7	2	0	0	0	0	58	0	0	0	0	0	0	0	0	0
17:00	8	0	0	0	0	0	0	0	8	0	0	0	0	0	0	0	0	0
17:15	9	0	0	0	0	0	0	0	9	0	0	0	0	0	0	0	0	0
17:30	9	0	1	0	0	0	0	0	10	0	0	0	0	0	0	0	0	0
17:45	11	0	1	0	0	0	0	0	12	0	0	0	0	0	0	0	0	0
Hour	37	0	2	0	0	0	0	0	39	0	0	0	0	0	0	0	0	0
18:00	12	0	0	0	0	0	0	0	12	0	0	0	0	0	0	0	0	0
18:15	8	0	2	0	0	0	0	0	10	0	0	0	0	0	0	0	0	0
18:30	13	0	0	0	0	0	0	0	13	0	0	0	0	0	0	0	0	0
18:45	8	0	0	0	0	0	0	0	8	0	0	0	0	0	0	0	0	0
Hour	41	0	2	0	0	0	0	0	43	0	0	0	0	0	0	0	0	0
19:00	6	0	0	0	0	0	0	0	6	0	0	0	0	0	0	0	0	0
19:15	15	0	0	0	0	0	0	1	16	0	0	0	0	0	0	0	0	0
19:30	10	0	1	0	0	0	0	0	11	0	0	0	0	0	0	0	0	0
19:45	14	0	0	0	0	0	0	0	14	0	0	0	0	0	0	0	0	0
Hour	45	0	1	0	0	0	0	1	47	0	0	0	0	0	0	0	0	0
20:00	4	0	0	0	0	0	0	0	4	0	0	0	0	0	0	0	0	0
20:15	3	1	0	0	0	0	0	0	4	1	0	0	0	0	0	0	0	1
20:30	5	0	0	0	0	0	0	0	5	0	0	0	0	0	0	0	0	0
20:45	3	0	0	0	0	0	0	0	3	0	0	0	0	0	0	0	0	0
Hour	15	1	0	0	0	0	0	0	16	1	0	0	0	0	0	0	0	1
21:00	9	0	0	0	0	0	0	0	9	0	0	0	0	0	0	0	0	0
21:15	0	0	0	0	0	0	0	0	0	0	0	0	0	0	0	0	0	0
21:30	0	0	0	0	0	0	0	0	0	0	0	0	0	0	0	0	0	0
21:45	0	0	0	0	0	0	0	0	0	1	0	0	0	0	0	0	0	1
Hour	9	0	0	0	0	0	0	0	9	1	0	0	0	0	0	0	0	1
22:00	0	0	0	0	0	0	0	0	0	0	0	0	0	0	0	0	0	0
22:15	4	0	0	0	0	0	0	0	4	0	0	0	0	0	0	0	0	0
22:30	3	0	0	0	0	0	0	0	3	0	0	0	0	0	0	0	0	0
22:45	0	0	0	0	0	0	0	0	0	0	0	0	0	0	0	0	0	0
Hour	7	0	0	0	0	0	0	0	7	0	0	0	0	0	0	0	0	0
23:00	2	0	0	0	0	0	0	0	2	0	0	0	0	0	0	0	0	0
23:15	1	0	0	0	0	0	0	0	1	0	0	0	0	0	0	0	0	0
23:30	0	0	0	0	0	0	0	0	0	0	0	0	0	0	0	0	0	0
23:45	0	0	0	0	0	0	0	0	0	0	0	0	0	0	0	0	0	0
Hour	3	0	0	0	0	0	0	0	3	0	0	0	0	0	0	0	0	0
Total	346	4	21	4	0	0	0	2	377	3	0	0	0	0	0	0	0	3

Site No. 3
Location R131(NW) / Pigoen House Road / R131(SW) / South Bank Road / Sean Moore Road / Diner Access
Date 04 April 2017

Time	C to B - R131(SW) to Pigoen House Road								Veh. Total	C to A - R131(SW) to R131(NW)								Veh. Total
	CAR	TAXI	LGV	HGV	Dbus	Obus	M/C	P/C		CAR	TAXI	LGV	HGV	Dbus	Obus	M/C	P/C	
12:00	9	0	1	0	0	0	0	0	10	100	9	11	2	0	0	0	2	124
12:15	6	0	1	2	0	0	0	0	9	98	4	21	6	0	0	0	0	129
12:30	5	0	1	0	0	0	0	0	6	97	2	24	7	0	1	2	1	134
12:45	7	0	1	0	0	0	0	0	8	85	6	16	5	0	0	2	1	115
Hour	0	0	4	2	0	0	0	0	33	380	21	72	20	0	1	4	4	502
13:00	10	0	0	0	0	0	0	1	11	84	9	18	7	0	0	0	1	119
13:15	8	1	1	0	0	0	0	0	10	82	6	14	4	0	2	0	0	108
13:30	8	0	0	0	0	0	0	0	8	86	8	13	5	0	0	0	0	112
13:45	6	1	1	0	0	0	0	1	9	86	8	11	6	0	1	0	0	112
Hour	0	2	2	0	0	0	0	2	38	338	31	56	22	0	3	0	1	451
14:00	6	0	0	0	0	0	0	0	6	104	13	12	4	0	0	0	2	135
14:15	13	0	0	1	0	0	0	3	17	95	13	12	5	0	0	1	3	129
14:30	11	0	2	0	0	0	0	1	14	78	11	9	6	0	0	1	0	105
14:45	7	0	0	1	0	0	0	0	8	100	10	22	7	0	0	1	1	141
Hour	0	0	2	2	0	0	0	4	45	377	47	55	22	0	0	3	6	510
15:00	11	0	0	1	0	0	0	0	12	87	17	17	5	0	0	0	0	126
15:15	11	0	0	0	0	0	0	1	12	90	5	25	4	0	2	1	2	129
15:30	13	0	0	0	0	0	0	1	14	130	7	20	5	0	0	0	2	164
15:45	12	0	1	0	0	0	1	1	15	105	11	28	4	0	1	3	2	154
Hour	0	0	1	1	0	0	1	3	53	412	40	90	18	0	3	4	6	573
16:00	8	0	1	1	0	0	0	0	10	145	12	24	7	0	0	2	0	190
16:15	7	1	2	0	0	0	0	1	11	188	13	33	6	1	0	4	0	245
16:30	8	0	1	1	0	0	0	1	11	152	13	31	3	0	0	2	2	203
16:45	1	0	0	0	0	0	0	0	1	151	8	23	4	0	0	2	3	191
Hour	0	1	4	2	0	0	0	2	33	636	46	111	20	1	0	10	5	829
17:00	6	0	0	0	0	0	0	1	7	148	11	20	0	0	1	4	1	185
17:15	0	0	0	0	0	0	0	1	1	137	7	17	2	0	0	6	2	171
17:30	6	0	0	0	0	0	0	2	8	131	4	10	4	0	1	4	2	156
17:45	2	0	2	0	0	0	0	2	6	175	2	22	3	0	0	6	1	209
Hour	0	0	2	0	0	0	0	6	22	591	24	69	9	0	2	20	6	721
18:00	6	1	0	0	0	0	0	0	7	134	4	15	2	2	0	4	3	164
18:15	5	0	0	0	0	0	0	2	7	128	3	9	1	1	1	4	3	150
18:30	2	1	0	0	0	0	0	2	5	120	2	4	3	0	1	7	5	142
18:45	3	1	1	0	0	0	0	2	7	107	1	9	1	0	1	4	1	124
Hour	0	3	1	0	0	0	0	6	26	489	10	37	7	3	3	19	12	580
19:00	7	0	0	0	0	0	0	0	7	98	4	8	1	0	0	2	3	116
19:15	7	0	0	0	0	0	0	0	7	116	3	6	0	0	0	2	2	129
19:30	9	0	0	0	0	0	0	0	9	95	1	11	2	0	0	4	6	119
19:45	4	1	0	0	0	0	0	2	7	74	2	5	2	1	0	2	1	87
Hour	0	1	0	0	0	0	0	2	30	383	10	30	5	1	0	10	12	451
20:00	5	0	0	0	0	0	0	2	7	79	5	2	2	0	0	1	2	91
20:15	2	0	0	0	0	0	0	0	2	67	3	3	0	0	0	4	0	77
20:30	3	1	0	0	0	0	0	0	4	40	1	3	1	0	0	0	1	46
20:45	6	0	0	0	0	0	0	1	7	55	3	1	2	0	0	2	3	66
Hour	0	1	0	0	0	0	0	3	20	241	12	9	5	0	0	7	6	280
21:00	3	0	0	0	0	0	0	0	3	42	0	0	2	1	0	1	1	47
21:15	3	0	0	0	0	0	0	1	4	53	2	1	2	0	0	0	0	58
21:30	2	1	0	0	0	0	0	0	3	42	0	2	1	0	0	0	1	46
21:45	2	0	0	0	0	0	0	0	2	52	0	1	0	0	0	3	0	56
Hour	0	1	0	0	0	0	0	1	12	189	2	4	5	1	0	4	2	207
22:00	1	0	0	0	0	0	0	0	1	31	1	3	1	0	0	3	0	39
22:15	3	0	0	0	0	0	0	1	4	33	2	0	0	0	0	0	1	36
22:30	2	1	0	0	0	0	0	0	3	20	0	0	3	0	0	4	0	27
22:45	0	0	0	0	0	0	0	0	0	29	3	2	1	0	0	0	1	36
Hour	0	1	0	0	0	0	0	1	8	113	6	5	5	0	0	7	2	138
23:00	1	0	1	0	0	0	0	0	2	8	1	0	0	0	0	1	0	10
23:15	2	0	0	0	0	0	0	0	2	20	1	0	0	0	0	0	0	21
23:30	1	0	0	0	0	0	0	0	1	5	1	0	0	0	0	0	0	6
23:45	0	0	0	0	0	0	0	0	0	8	2	1	1	0	0	0	0	12
Hour	4	0	1	0	0	0	0	0	5	41	5	1	1	0	0	1	0	49
Total	4	10	17	7	0	0	1	30	325	4190	254	539	139	6	12	89	62	5291

Site No. 3
Location R131(NW) / Pigoen House Road / R131(SW) / South Bank Road / Sean Moore Road / Diner Access
Date 04 April 2017

Time	C to F - R131(SW) to Diner Access								Veh. Total	C to E - R131(SW) to Sean Moore Road								Veh. Total
	CAR	TAXI	LGV	HGV	Dbus	Obus	M/C	P/C		CAR	TAXI	LGV	HGV	Dbus	Obus	M/C	P/C	
12:00	0	0	0	0	0	0	0	0	0	4	0	0	1	0	0	0	0	5
12:15	0	0	0	0	0	0	0	0	0	0	0	0	1	0	0	0	0	1
12:30	0	0	0	0	0	0	0	0	0	1	0	1	0	0	0	0	0	2
12:45	0	0	0	0	0	0	0	0	0	0	0	0	0	0	0	0	0	0
Hour	0	0	0	0	0	0	0	0	0	0	0	0	0	0	0	0	0	8
13:00	0	0	0	0	0	0	0	0	0	5	0	0	0	0	0	0	0	5
13:15	0	0	0	0	0	0	0	0	0	4	0	1	0	0	0	0	0	5
13:30	0	0	0	0	0	0	0	0	0	1	1	1	0	0	0	0	0	3
13:45	0	0	0	0	0	0	0	0	0	4	0	0	1	0	0	0	0	5
Hour	0	0	0	0	0	0	0	0	0	0	0	0	0	0	0	0	0	18
14:00	0	0	0	0	0	0	0	0	0	1	0	0	0	0	0	0	0	1
14:15	0	0	0	0	0	0	0	0	0	3	0	0	0	0	0	0	0	3
14:30	0	0	0	0	0	0	0	0	0	4	0	0	0	0	0	0	0	4
14:45	0	0	0	0	0	0	0	0	0	1	0	0	0	0	0	0	0	1
Hour	0	0	0	0	0	0	0	0	0	0	0	0	0	0	0	0	0	9
15:00	0	0	0	0	0	0	0	0	0	1	0	0	0	0	0	0	0	1
15:15	0	0	0	0	0	0	0	0	0	4	0	1	0	0	0	0	1	6
15:30	0	0	0	0	0	0	0	0	0	0	0	0	0	0	0	0	0	0
15:45	0	0	0	0	0	0	0	0	0	1	0	1	0	0	0	0	1	3
Hour	0	0	0	0	0	0	0	0	0	0	0	0	0	0	0	0	0	10
16:00	0	0	0	0	0	0	0	0	0	2	0	0	0	0	0	0	0	2
16:15	0	0	0	0	0	0	0	0	0	2	1	0	0	0	0	0	0	3
16:30	0	0	0	0	0	0	0	0	0	3	0	0	0	0	0	0	0	3
16:45	0	0	0	0	0	0	0	0	0	2	0	0	0	0	0	0	0	2
Hour	0	0	0	0	0	0	0	0	0	0	0	0	0	0	0	0	0	10
17:00	0	0	0	0	0	0	0	0	0	1	0	1	0	0	0	0	0	2
17:15	0	0	0	0	0	0	0	0	0	1	0	0	1	0	0	0	0	2
17:30	0	0	0	0	0	0	0	0	0	1	0	0	0	0	0	0	0	1
17:45	0	0	0	0	0	0	0	0	0	2	0	0	0	0	0	0	0	2
Hour	0	0	0	0	0	0	0	0	0	0	0	0	0	0	0	0	0	7
18:00	0	0	0	0	0	0	0	0	0	6	0	0	0	0	0	0	0	6
18:15	0	0	0	0	0	0	0	0	0	5	0	0	0	0	0	0	0	5
18:30	0	0	0	0	0	0	0	0	0	3	0	1	0	0	0	0	0	4
18:45	0	0	0	0	0	0	0	0	0	2	0	0	0	0	0	0	0	2
Hour	0	0	0	0	0	0	0	0	0	0	0	0	0	0	0	0	0	17
19:00	0	0	0	0	0	0	0	0	0	3	1	0	0	0	0	0	0	4
19:15	0	0	0	0	0	0	0	0	0	5	0	1	0	0	0	0	0	6
19:30	0	0	0	0	0	0	0	0	0	2	0	0	0	0	0	0	0	2
19:45	0	0	0	0	0	0	0	0	0	2	0	1	0	0	0	0	2	5
Hour	0	0	0	0	0	0	0	0	0	0	0	0	0	0	0	0	0	17
20:00	0	0	0	0	0	0	0	0	0	1	0	0	0	0	0	0	0	1
20:15	0	0	0	0	0	0	0	0	0	3	0	0	0	0	0	0	0	3
20:30	0	0	0	0	0	0	0	0	0	5	0	0	0	0	0	0	0	5
20:45	0	0	0	0	0	0	0	0	0	3	0	0	0	0	0	0	0	3
Hour	0	0	0	0	0	0	0	0	0	0	0	0	0	0	0	0	0	12
21:00	0	0	0	0	0	0	0	0	0	0	0	0	0	0	0	0	0	0
21:15	0	0	0	0	0	0	0	0	0	2	0	0	0	0	0	0	0	2
21:30	0	0	0	0	0	0	0	0	0	0	0	0	0	0	0	0	0	0
21:45	0	0	0	0	0	0	0	0	0	1	0	0	0	0	0	0	0	1
Hour	0	0	0	0	0	0	0	0	0	0	0	0	0	0	0	0	0	3
22:00	0	0	0	0	0	0	0	0	0	1	0	0	0	0	0	0	0	1
22:15	0	0	0	0	0	0	0	0	0	2	0	0	0	0	0	0	0	2
22:30	0	0	0	0	0	0	0	0	0	0	0	0	0	0	0	0	0	0
22:45	0	0	0	0	0	0	0	0	0	0	0	0	0	0	0	0	0	0
Hour	0	0	0	0	0	0	0	0	0	0	0	0	0	0	0	0	0	3
23:00	0	0	0	0	0	0	0	0	0	2	0	0	0	0	0	0	0	2
23:15	0	0	0	0	0	0	0	0	0	0	0	0	0	0	0	0	0	0
23:30	0	0	0	0	0	0	0	0	0	2	0	0	0	0	0	0	0	2
23:45	0	0	0	0	0	0	0	0	0	0	0	0	0	0	0	0	0	0
Hour	0	0	0	0	0	0	0	0	0	4	0	0	0	0	0	0	0	4
Total	0	0	0	0	0	0	0	0	0	4	0	0	0	0	0	0	0	118

Site No. 3
Location R131(NW) / Pigoen House Road / R131(SW) / South Bank Road / Sean Moore Road / Diner Access
Date 04 April 2017

Time	C to D - R131(SW) to South Bank Road								Veh. Total	C to C - R131(SW) to R131(SW)								Veh. Total
	CAR	TAXI	LGV	HGV	Dbus	Obus	M/C	P/C		CAR	TAXI	LGV	HGV	Dbus	Obus	M/C	P/C	
12:00	10	0	2	3	0	0	0	0	15	0	0	1	0	0	0	0	0	1
12:15	11	0	3	3	0	0	0	0	17	1	0	1	0	0	0	0	0	2
12:30	10	0	2	6	0	0	0	0	18	1	0	0	0	0	0	0	0	1
12:45	9	0	7	7	0	0	0	0	23	0	0	0	0	0	0	0	0	0
Hour	40	0	14	19	0	0	0	0	73	2	0	2	0	0	0	0	0	4
13:00	10	0	2	5	0	0	0	0	17	0	0	0	0	0	0	0	0	0
13:15	7	0	5	4	0	0	0	0	16	1	0	0	0	0	0	0	0	1
13:30	14	1	3	3	0	0	0	0	21	0	0	0	0	0	0	0	0	0
13:45	6	0	4	5	0	0	0	0	15	1	0	0	0	1	0	0	0	2
Hour	37	1	14	17	0	0	0	0	69	2	0	0	0	1	0	0	0	3
14:00	6	0	3	0	0	0	0	2	11	0	0	0	0	0	0	0	0	0
14:15	8	0	3	1	0	0	0	0	12	1	0	1	0	1	0	0	0	3
14:30	7	0	3	3	0	0	1	0	14	1	0	0	0	0	0	0	0	1
14:45	7	0	1	5	0	0	0	1	14	0	0	0	0	0	0	0	0	0
Hour	28	0	10	9	0	0	1	3	51	2	0	1	0	1	0	0	0	4
15:00	11	0	2	3	0	0	0	0	16	0	0	0	0	0	0	0	0	0
15:15	9	1	1	0	0	0	0	0	11	2	0	0	0	0	0	0	0	2
15:30	9	0	1	4	0	0	0	0	14	2	0	0	0	0	0	0	0	2
15:45	11	0	1	2	0	0	0	0	14	1	0	0	1	0	0	0	0	2
Hour	40	1	5	9	0	0	0	0	55	5	0	0	1	0	0	0	0	6
16:00	1	0	4	1	0	0	0	0	6	0	0	0	0	0	0	0	0	0
16:15	5	0	0	2	0	0	0	1	8	0	0	0	0	0	0	0	0	0
16:30	5	1	1	1	0	0	0	0	8	0	0	0	0	0	0	0	0	0
16:45	5	0	1	5	0	0	0	0	11	0	0	0	0	0	0	0	0	0
Hour	16	1	6	9	0	0	0	1	33	0	0	0	0	0	0	0	0	0
17:00	6	0	0	4	0	0	0	0	10	1	0	0	0	0	0	0	0	1
17:15	3	0	0	2	0	0	0	1	6	0	0	0	0	0	0	0	0	0
17:30	4	0	1	2	0	0	0	0	7	2	0	0	0	0	0	0	0	2
17:45	5	0	1	3	0	0	0	0	9	0	0	0	0	0	0	0	0	0
Hour	18	0	2	11	0	0	0	1	32	3	0	0	0	0	0	0	0	3
18:00	2	0	0	0	0	0	0	0	2	0	0	0	0	0	0	0	0	0
18:15	4	0	2	1	0	0	0	0	7	0	0	0	0	0	0	0	0	0
18:30	6	0	1	0	0	0	0	1	8	0	0	0	0	0	0	0	0	0
18:45	1	1	0	1	0	0	0	0	3	0	0	0	0	0	0	0	0	0
Hour	13	1	3	2	0	0	0	1	20	0	0	0	0	0	0	0	0	0
19:00	3	0	1	2	0	0	0	0	6	0	0	0	0	0	0	0	0	0
19:15	5	1	0	0	0	0	1	1	8	0	0	0	0	0	0	0	0	0
19:30	6	0	0	0	1	0	0	2	9	5	0	0	0	0	0	0	0	5
19:45	3	0	0	0	0	0	0	0	3	0	0	0	0	0	0	0	0	0
Hour	17	1	1	2	1	0	1	3	26	5	0	0	0	0	0	0	0	5
20:00	7	0	3	0	0	0	0	1	11	0	0	0	0	0	0	0	0	0
20:15	3	0	1	0	0	0	0	0	4	0	0	0	0	0	0	0	0	0
20:30	4	0	0	0	0	0	0	0	4	0	0	0	0	0	0	0	0	0
20:45	1	0	0	0	0	0	0	0	1	0	0	0	0	0	0	0	0	0
Hour	15	0	4	0	0	0	0	1	20	0	0	0	0	0	0	0	0	0
21:00	1	0	0	0	0	0	0	0	1	0	0	0	0	0	0	0	0	0
21:15	2	0	0	0	0	0	0	0	2	0	0	0	0	0	0	0	0	0
21:30	0	1	0	0	0	0	0	0	1	1	0	0	0	0	0	0	0	1
21:45	2	0	0	0	0	0	0	0	2	1	0	0	0	0	0	0	0	1
Hour	5	1	0	0	0	0	0	0	6	2	0	0	0	0	0	0	0	2
22:00	2	0	0	0	0	0	0	0	2	0	0	0	0	0	0	0	0	0
22:15	0	0	0	0	0	0	0	0	0	1	0	0	0	0	0	0	0	1
22:30	1	0	0	0	0	0	0	0	1	1	0	0	0	0	0	0	0	1
22:45	0	0	0	0	0	0	0	0	0	1	0	0	0	0	0	0	0	1
Hour	3	0	0	0	0	0	0	0	3	3	0	0	0	0	0	0	0	3
23:00	0	0	0	0	0	0	0	0	0	0	0	0	0	0	0	0	0	0
23:15	0	0	0	0	0	0	0	0	0	0	0	0	0	0	0	0	0	0
23:30	1	0	0	0	0	0	0	0	1	0	0	0	0	0	0	0	0	0
23:45	1	1	0	0	0	0	0	0	2	0	0	0	0	0	0	0	0	0
Hour	2	1	0	0	0	0	0	0	3	0	0	0	0	0	0	0	0	0
Total	234	7	59	78	1	0	2	10	391	24	0	3	1	2	0	0	0	30

Site No. 3
Location R131(NW) / Pigoen House Road / R131(SW) / South Bank Road / Sean Moore Road / Diner Access
Date 04 April 2017

Time	D to C - South Bank Road to R131(SW)								Veh. Total	D to B - South Bank Road to Pigoen House Road								Veh. Total
	CAR	TAXI	LGV	HGV	Dbus	Obus	M/C	P/C		CAR	TAXI	LGV	HGV	Dbus	Obus	M/C	P/C	
12:00	9	0	4	3	0	0	0	1	17	0	0	0	1	0	0	0	1	2
12:15	12	1	5	5	0	0	0	0	23	0	0	0	0	0	0	0	0	0
12:30	11	0	5	9	0	0	0	0	25	2	0	1	2	0	0	0	2	7
12:45	7	0	4	9	0	0	0	0	20	2	0	1	0	0	0	0	0	3
Hour	39	1	18	26	0	0	0	1	85	4	0	2	3	0	0	0	3	12
13:00	12	0	4	2	0	0	0	0	18	3	0	0	0	0	0	0	1	4
13:15	11	0	3	4	0	0	0	0	18	1	0	1	1	0	0	0	0	3
13:30	11	2	3	3	0	0	0	2	21	4	0	1	0	0	0	0	0	5
13:45	6	0	2	3	0	0	0	1	12	2	0	0	0	0	0	0	1	3
Hour	40	2	12	12	0	0	0	3	69	10	0	2	1	0	0	0	2	15
14:00	9	0	6	4	0	0	0	0	19	2	0	0	0	0	0	0	0	2
14:15	8	0	4	4	0	0	0	1	17	1	0	1	0	0	0	0	1	3
14:30	9	0	3	3	0	0	0	0	15	1	0	0	0	0	0	1	0	2
14:45	10	0	3	6	0	0	0	0	19	1	0	2	0	0	0	0	0	3
Hour	36	0	16	17	0	0	0	1	70	5	0	3	0	0	0	1	1	10
15:00	5	0	2	3	0	0	0	0	10	2	0	1	0	0	0	0	0	3
15:15	12	2	1	6	0	1	1	1	24	1	0	1	0	0	0	0	0	2
15:30	19	0	2	0	0	0	0	0	21	1	0	3	0	0	0	0	0	4
15:45	15	0	2	0	0	0	0	0	17	1	0	1	0	0	0	0	0	2
Hour	51	2	7	9	0	1	1	1	72	5	0	6	0	0	0	0	0	11
16:00	47	1	2	3	0	0	0	5	58	4	0	3	0	0	0	0	6	13
16:15	11	0	4	1	0	0	0	1	17	1	0	0	0	0	0	1	2	4
16:30	24	0	6	0	0	0	0	2	32	3	0	0	0	0	0	0	1	4
16:45	15	0	2	1	0	0	1	1	20	0	0	0	1	0	0	0	1	2
Hour	97	1	14	5	0	0	1	9	127	8	0	3	1	0	0	1	10	23
17:00	21	1	6	2	0	0	1	0	31	0	0	0	0	0	0	0	5	5
17:15	10	1	3	1	0	0	0	7	22	2	0	1	0	0	0	0	3	6
17:30	29	1	3	0	0	0	0	3	36	3	0	0	0	0	0	0	5	8
17:45	20	1	2	0	0	0	0	1	24	1	0	0	0	0	0	0	0	1
Hour	80	4	14	3	0	0	1	11	113	6	0	1	0	0	0	0	13	20
18:00	47	0	7	0	0	0	0	4	58	2	0	4	0	0	0	1	1	8
18:15	24	1	6	2	0	0	1	2	36	3	0	1	0	0	0	0	2	6
18:30	35	0	4	0	0	0	1	1	41	1	0	0	1	0	0	0	1	3
18:45	22	1	1	1	0	0	1	1	27	2	0	2	0	0	0	0	1	5
Hour	128	2	18	3	0	0	3	8	162	8	0	7	1	0	0	1	5	22
19:00	23	0	5	0	0	0	0	0	28	3	0	0	0	0	0	0	3	6
19:15	11	1	1	0	0	0	0	0	13	1	0	0	0	0	0	0	1	2
19:30	10	0	0	0	1	0	1	1	13	0	0	0	0	0	0	0	0	0
19:45	10	0	1	0	0	0	0	2	13	1	0	0	0	0	0	0	0	1
Hour	54	1	7	0	1	0	1	3	67	5	0	0	0	0	0	0	4	9
20:00	12	0	0	0	0	0	0	4	16	1	0	0	0	0	0	0	0	1
20:15	5	0	2	0	0	0	0	0	7	1	0	0	0	0	0	0	0	1
20:30	5	0	2	0	0	0	0	0	7	2	0	0	0	0	0	0	0	2
20:45	5	2	1	0	0	0	0	0	8	1	0	0	0	0	0	0	0	1
Hour	27	2	5	0	0	0	0	4	38	5	0	0	0	0	0	0	0	5
21:00	1	0	0	0	0	0	0	0	1	0	0	0	0	0	0	0	0	0
21:15	0	0	0	0	0	0	0	0	0	0	0	0	0	0	0	0	0	0
21:30	4	0	0	1	0	0	0	0	5	0	0	0	0	0	0	0	0	0
21:45	5	0	0	0	0	0	0	0	5	1	0	0	0	0	0	0	0	1
Hour	10	0	0	1	0	0	0	0	11	1	0	0	0	0	0	0	0	1
22:00	4	0	0	0	0	0	0	0	4	0	0	0	0	0	0	0	0	0
22:15	1	0	0	0	0	0	0	0	1	1	0	0	0	0	0	0	1	2
22:30	2	0	1	0	0	0	3	0	6	0	0	1	0	0	0	0	1	2
22:45	1	0	0	0	0	0	0	0	1	0	0	0	0	0	0	0	0	0
Hour	8	0	1	0	0	0	3	0	12	1	0	1	0	0	0	0	2	4
23:00	1	0	0	0	0	0	0	0	1	0	0	0	0	0	0	0	0	0
23:15	4	0	0	0	0	0	0	0	4	0	0	0	0	0	0	0	0	0
23:30	3	0	0	0	0	0	0	0	3	0	0	0	0	0	0	0	0	0
23:45	1	0	0	0	0	0	0	0	1	0	0	1	0	0	0	0	0	1
Hour	9	0	0	0	0	0	0	0	9	0	0	1	0	0	0	0	0	1
Total	579	15	112	76	1	1	10	41	835	58	0	26	6	0	0	3	40	133

Site No. 3
Location R131(NW) / Pigoen House Road / R131(SW) / South Bank Road / Sean Moore Road / Diner Access
Date 04 April 2017

Time	D to A - South Bank Road to R131(NW)								Veh. Total	D to F - South Bank Road to Diner Access								Veh. Total
	CAR	TAXI	LGV	HGV	Dbus	Obus	M/C	P/C		CAR	TAXI	LGV	HGV	Dbus	Obus	M/C	P/C	
12:00	2	0	2	5	0	0	0	0	9	0	0	0	0	0	0	0	0	0
12:15	4	0	2	7	0	0	0	0	13	0	0	0	0	0	0	0	0	0
12:30	1	0	0	7	0	0	0	0	8	0	0	0	0	0	0	0	0	0
12:45	2	0	2	8	0	0	0	0	12	0	0	0	0	0	0	0	0	0
Hour	9	0	6	27	0	0	0	0	42	0	0	0	0	0	0	0	0	0
13:00	2	0	1	8	0	0	0	0	11	0	0	0	0	0	0	0	0	0
13:15	2	0	0	6	0	0	0	0	8	0	0	0	0	0	0	0	0	0
13:30	1	0	3	8	0	0	0	0	12	0	0	1	0	0	0	0	0	1
13:45	4	0	1	9	0	0	0	0	14	0	0	0	0	0	0	0	0	0
Hour	9	0	5	31	0	0	0	0	45	0	0	1	0	0	0	0	0	1
14:00	3	0	1	9	0	0	1	0	14	0	0	0	0	0	0	0	0	0
14:15	0	0	1	5	0	0	1	0	7	0	0	0	0	0	0	0	0	0
14:30	3	0	1	10	0	0	0	0	14	1	0	0	0	0	0	0	0	1
14:45	9	0	2	11	0	0	0	1	23	0	0	0	0	0	0	0	0	0
Hour	15	0	5	35	0	0	2	1	58	1	0	0	0	0	0	0	0	1
15:00	4	0	2	8	0	0	0	0	14	0	0	0	0	0	0	0	0	0
15:15	3	0	3	9	0	0	0	0	15	0	0	0	0	0	0	0	0	0
15:30	11	0	2	11	0	0	1	1	26	0	0	0	0	0	0	0	0	0
15:45	7	0	3	11	0	0	1	0	22	0	0	0	0	0	0	0	0	0
Hour	25	0	10	39	0	0	2	1	77	0	0	0	0	0	0	0	0	0
16:00	28	0	3	4	0	0	1	0	36	0	0	0	0	0	0	0	0	0
16:15	8	0	8	8	0	0	0	1	25	0	0	0	0	0	0	0	0	0
16:30	12	0	4	10	0	0	0	0	26	0	0	0	0	0	0	0	0	0
16:45	3	0	2	14	0	0	0	0	19	0	0	0	0	0	0	0	0	0
Hour	51	0	17	36	0	0	1	1	106	0	0	0	0	0	0	0	0	0
17:00	12	0	2	3	0	0	0	1	18	0	0	0	0	0	0	0	0	0
17:15	7	0	5	6	0	0	0	0	18	0	0	0	0	0	0	0	0	0
17:30	11	0	0	2	0	0	2	2	17	0	0	0	0	0	0	0	0	0
17:45	9	0	2	1	0	0	0	0	12	1	0	0	0	0	0	0	0	1
Hour	39	0	9	12	0	0	2	3	65	1	0	0	0	0	0	0	0	1
18:00	21	0	3	2	0	0	0	0	26	0	0	0	0	0	0	0	0	0
18:15	17	0	7	0	0	0	0	1	25	0	0	0	0	0	0	0	0	0
18:30	19	0	4	0	0	0	1	1	25	0	0	0	0	0	0	0	0	0
18:45	11	0	0	0	0	0	1	1	13	0	0	0	0	0	0	0	0	0
Hour	68	0	14	2	0	0	2	3	89	0	0	0	0	0	0	0	0	0
19:00	14	0	2	2	0	0	0	2	20	0	0	0	0	0	0	0	0	0
19:15	1	0	1	1	0	0	0	1	4	0	0	0	0	0	0	0	0	0
19:30	0	0	0	0	0	0	0	2	2	0	0	0	0	0	0	0	0	0
19:45	4	0	0	0	0	0	2	0	6	0	0	0	0	0	0	0	0	0
Hour	19	0	3	3	0	0	2	5	32	0	0	0	0	0	0	0	0	0
20:00	2	0	0	0	0	0	0	0	2	0	0	0	0	0	0	0	0	0
20:15	0	0	0	0	0	0	0	0	0	0	0	0	0	0	0	0	0	0
20:30	1	0	0	0	0	0	0	0	1	0	0	0	0	0	0	0	0	0
20:45	0	0	0	0	0	0	0	0	0	0	0	0	0	0	0	0	0	0
Hour	3	0	0	0	0	0	0	0	3	0	0	0	0	0	0	0	0	0
21:00	0	0	0	0	0	0	0	0	0	0	0	0	0	0	0	0	0	0
21:15	0	0	0	0	0	0	0	0	0	0	0	0	0	0	0	0	0	0
21:30	2	0	0	0	0	0	0	0	2	0	0	0	0	0	0	0	0	0
21:45	1	0	0	0	0	0	0	0	1	0	0	0	0	0	0	0	0	0
Hour	3	0	0	0	0	0	0	0	3	0	0	0	0	0	0	0	0	0
22:00	2	0	0	0	0	0	0	0	2	0	0	0	0	0	0	0	0	0
22:15	0	0	0	0	0	0	0	0	0	0	0	0	0	0	0	0	0	0
22:30	1	0	0	0	0	0	0	0	1	0	0	0	0	0	0	0	0	0
22:45	1	0	0	0	0	0	0	0	1	0	0	0	0	0	0	0	0	0
Hour	4	0	0	0	0	0	0	0	4	0	0	0	0	0	0	0	0	0
23:00	1	0	0	0	0	0	0	0	1	0	0	0	0	0	0	0	0	0
23:15	0	0	0	0	0	0	0	0	0	0	0	0	0	0	0	0	0	0
23:30	3	0	0	0	0	0	0	0	3	0	0	0	0	0	0	0	0	0
23:45	1	0	0	0	0	0	0	0	1	0	0	0	0	0	0	0	0	0
Hour	5	0	0	0	0	0	0	0	5	0	0	0	0	0	0	0	0	0
Total	250	0	69	185	0	0	11	14	529	2	0	1	0	0	0	0	0	3

Site No. 3
Location R131(NW) / Pigoen House Road / R131(SW) / South Bank Road / Sean Moore Road / Diner Access
Date 04 April 2017

Time	D to E - South Bank Road to Sean Moore Road								Veh. Total	D to D - South Bank Road to South Bank Road								Veh. Total
	CAR	TAXI	LGV	HGV	Dbus	Obus	M/C	P/C		CAR	TAXI	LGV	HGV	Dbus	Obus	M/C	P/C	
12:00	0	0	0	0	0	0	0	0	0	0	0	0	0	0	0	0	0	0
12:15	0	0	0	0	0	0	0	0	0	0	0	0	0	0	0	0	0	0
12:30	0	0	1	1	0	0	0	0	2	0	0	0	0	0	0	0	0	0
12:45	0	0	0	1	0	0	0	0	1	0	0	0	0	0	0	0	0	0
Hour	0	0	1	2	0	0	0	0	3	0	0	0	0	0	0	0	0	0
13:00	0	0	0	0	0	0	0	0	0	1	0	0	0	0	0	0	0	1
13:15	0	0	0	5	0	0	0	0	5	0	0	0	0	0	0	0	0	0
13:30	0	0	0	0	0	0	0	0	0	0	0	0	0	0	0	0	0	0
13:45	1	0	1	1	0	0	0	0	3	0	0	0	0	0	0	0	0	0
Hour	1	0	1	6	0	0	0	0	8	1	0	0	0	0	0	0	0	1
14:00	0	0	0	3	0	0	0	0	3	0	0	0	0	0	0	0	0	0
14:15	0	0	0	0	0	0	0	0	0	0	0	0	0	0	0	0	0	0
14:30	1	0	1	1	0	0	0	0	3	0	0	0	0	0	0	0	0	0
14:45	0	0	0	3	0	0	0	0	3	0	0	0	0	0	0	0	0	0
Hour	1	0	1	7	0	0	0	0	9	0	0	0	0	0	0	0	0	0
15:00	0	0	0	1	0	0	0	0	1	0	0	0	0	0	0	0	0	0
15:15	0	0	0	2	0	0	0	0	2	0	0	0	1	0	0	0	0	1
15:30	1	0	0	1	0	0	0	0	2	0	0	0	0	0	0	0	0	0
15:45	1	0	0	3	0	0	0	0	4	0	0	0	0	0	0	0	0	0
Hour	2	0	0	7	0	0	0	0	9	0	0	0	1	0	0	0	0	1
16:00	0	0	1	0	0	0	0	0	1	0	0	0	0	0	0	0	0	0
16:15	0	0	0	2	0	0	0	0	2	0	0	0	0	0	0	0	0	0
16:30	0	0	0	0	0	0	0	0	0	0	0	0	0	0	0	0	0	0
16:45	0	0	1	2	0	0	0	0	3	0	0	0	0	0	0	0	0	0
Hour	0	0	2	4	0	0	0	0	6	0	0	0	0	0	0	0	0	0
17:00	0	0	0	2	0	0	0	0	2	0	0	0	0	0	0	0	0	0
17:15	0	0	0	1	0	0	0	0	1	0	0	0	0	0	0	0	0	0
17:30	0	0	0	0	0	0	0	0	0	0	0	0	0	0	0	0	0	0
17:45	0	0	0	0	0	0	0	0	0	0	0	0	0	0	0	0	0	0
Hour	0	0	0	3	0	0	0	0	3	0	0	0	0	0	0	0	0	0
18:00	0	0	0	0	0	0	0	0	0	1	0	0	0	0	0	0	0	1
18:15	1	0	0	0	0	0	0	0	1	0	0	0	0	0	0	0	0	0
18:30	0	0	0	0	0	0	0	0	0	0	0	0	0	0	0	0	0	0
18:45	0	0	0	0	0	0	0	0	0	0	0	0	0	0	0	0	0	0
Hour	1	0	0	0	0	0	0	0	1	1	0	0	0	0	0	0	0	1
19:00	0	0	0	0	0	0	0	0	0	0	0	0	0	0	0	0	0	0
19:15	0	0	0	0	0	0	0	0	0	0	0	0	0	0	0	0	0	0
19:30	0	0	0	0	0	0	0	0	0	0	0	0	0	0	0	0	0	0
19:45	0	0	0	0	0	0	0	0	0	0	0	0	0	0	0	0	0	0
Hour	0	0	0	0	0	0	0	0	0	0	0	0	0	0	0	0	0	0
20:00	0	0	0	0	0	0	0	0	0	0	0	0	0	0	0	0	0	0
20:15	0	0	0	0	0	0	0	0	0	0	0	0	0	0	0	0	0	0
20:30	1	0	0	0	0	0	0	0	1	0	0	0	0	0	0	0	0	0
20:45	0	0	0	0	0	0	0	0	0	0	0	0	0	0	0	0	0	0
Hour	1	0	0	0	0	0	0	0	1	0	0	0	0	0	0	0	0	0
21:00	0	0	0	0	0	0	0	0	0	0	0	0	0	0	0	0	0	0
21:15	1	0	0	0	0	0	0	0	1	0	0	0	0	0	0	0	0	0
21:30	0	0	0	0	0	0	0	0	0	0	0	0	0	0	0	0	0	0
21:45	0	0	0	0	0	0	0	0	0	0	0	0	0	0	0	0	0	0
Hour	1	0	0	0	0	0	0	0	1	0	0	0	0	0	0	0	0	0
22:00	0	0	0	0	0	0	0	0	0	0	0	0	0	0	0	0	0	0
22:15	0	0	0	0	0	0	0	0	0	0	0	0	0	0	0	0	0	0
22:30	0	0	0	0	0	0	0	0	0	0	0	0	0	0	0	0	0	0
22:45	0	0	0	0	0	0	0	0	0	0	0	0	0	0	0	0	0	0
Hour	0	0	0	0	0	0	0	0	0	0	0	0	0	0	0	0	0	0
23:00	0	0	0	0	0	0	0	0	0	0	0	0	0	0	0	0	0	0
23:15	0	0	0	0	0	0	0	0	0	0	0	0	0	0	0	0	0	0
23:30	0	0	0	0	0	0	0	0	0	0	0	0	0	0	0	0	0	0
23:45	0	0	0	0	0	0	0	0	0	0	0	0	0	0	0	0	0	0
Hour	0	0	0	0	0	0	0	0	0	0	0	0	0	0	0	0	0	0
Total	7	0	5	29	0	0	0	0	41	2	0	0	1	0	0	0	0	3

Site No. 3
Location R131(NW) / Pigoen House Road / R131(SW) / South Bank Road / Sean Moore Road / Diner Access
Date 04 April 2017

Time	E to D - Sean Moore Road to South Bank Road								Veh. Total	E to C - Sean Moore Road to R131(SW)								Veh. Total
	CAR	TAXI	LGV	HGV	Dbus	Obus	M/C	P/C		CAR	TAXI	LGV	HGV	Dbus	Obus	M/C	P/C	
12:00	0	0	0	1	0	0	0	0	1	0	0	0	0	0	0	0	0	0
12:15	0	0	0	1	0	0	0	0	1	2	1	0	0	0	0	0	0	3
12:30	0	0	2	1	0	0	0	0	3	0	0	1	1	0	0	0	0	2
12:45	1	0	0	0	0	0	0	0	1	2	0	1	0	0	0	0	1	4
Hour	1	0	2	3	0	0	0	0	6	4	1	2	1	0	0	0	1	9
13:00	1	0	0	1	0	0	0	0	2	2	0	0	1	0	0	0	0	3
13:15	0	0	0	0	0	0	0	1	1	1	1	0	0	0	0	0	1	3
13:30	1	0	1	1	0	0	0	0	3	3	1	0	0	0	0	0	0	4
13:45	0	1	0	0	0	0	0	1	2	3	0	1	0	0	0	0	0	4
Hour	2	1	1	2	0	0	0	2	8	9	2	1	1	0	0	0	1	14
14:00	1	0	0	1	0	0	0	0	2	2	0	0	0	0	0	0	0	2
14:15	0	0	0	2	0	0	0	0	2	3	0	0	0	0	0	0	0	3
14:30	1	0	0	0	0	0	0	0	1	5	0	0	0	0	0	0	0	5
14:45	1	0	0	1	0	0	0	0	2	1	0	0	0	0	0	0	1	2
Hour	3	0	0	4	0	0	0	0	7	11	0	0	0	0	0	0	1	12
15:00	0	0	0	0	0	0	0	0	0	4	0	1	1	0	0	0	0	6
15:15	0	0	0	1	0	0	0	0	1	2	0	0	0	0	0	0	0	2
15:30	1	0	0	0	0	0	0	0	1	0	0	1	0	0	0	0	0	1
15:45	0	0	0	0	0	0	1	0	1	1	0	0	0	0	0	0	0	1
Hour	1	0	0	1	0	0	1	0	3	7	0	2	1	0	0	0	0	10
16:00	0	0	0	0	0	0	0	0	0	0	0	1	0	0	0	0	0	1
16:15	0	0	0	3	0	0	0	0	3	3	0	0	0	0	0	0	0	3
16:30	0	0	0	1	0	0	0	0	1	1	0	0	0	0	0	0	0	1
16:45	0	0	0	1	0	0	0	0	1	2	0	0	0	0	0	0	0	2
Hour	0	0	0	5	0	0	0	0	5	6	0	1	0	0	0	0	0	7
17:00	1	0	0	0	0	0	0	0	1	4	0	0	0	0	0	0	0	4
17:15	0	0	0	0	0	0	0	0	0	4	0	0	1	0	0	0	0	5
17:30	1	0	0	0	0	0	0	0	1	2	0	1	0	0	0	0	0	3
17:45	0	0	0	0	0	0	0	0	0	2	0	1	0	0	0	0	1	4
Hour	2	0	0	0	0	0	0	0	2	12	0	2	1	0	0	0	1	16
18:00	0	0	0	0	0	0	0	0	0	0	0	0	0	0	0	0	0	0
18:15	0	0	0	0	0	0	0	0	0	6	0	0	0	0	0	0	0	6
18:30	1	0	0	0	0	0	0	0	1	4	0	0	0	0	0	0	0	4
18:45	0	0	0	0	0	0	0	0	0	10	1	1	0	0	0	0	1	13
Hour	1	0	0	0	0	0	0	0	1	20	1	1	0	0	0	0	1	23
19:00	0	0	0	0	0	0	0	0	0	4	1	0	0	0	0	1	0	6
19:15	1	0	0	0	0	0	0	0	1	8	0	1	0	0	0	0	0	9
19:30	0	0	0	0	0	0	0	0	0	5	0	0	0	0	0	0	3	8
19:45	0	0	0	0	0	0	0	0	0	3	0	0	0	0	0	0	0	3
Hour	1	0	0	0	0	0	0	0	1	20	1	1	0	0	0	1	3	26
20:00	0	0	0	0	0	0	0	4	4	1	0	0	0	0	0	0	1	2
20:15	0	0	0	0	0	0	0	0	0	1	0	0	0	0	0	0	0	1
20:30	0	0	0	0	0	0	0	0	0	4	0	0	1	0	0	0	0	5
20:45	1	0	0	0	0	0	0	0	1	5	1	0	0	0	0	0	0	6
Hour	1	0	0	0	0	0	0	4	5	11	1	0	1	0	0	0	1	14
21:00	0	0	0	0	0	0	0	0	0	1	0	0	0	0	0	0	0	1
21:15	1	0	0	0	0	0	0	0	1	2	0	0	0	0	0	0	0	2
21:30	0	0	0	0	0	0	0	0	0	0	0	0	0	0	0	0	0	0
21:45	0	0	0	0	0	0	0	0	0	3	0	0	0	0	0	0	0	3
Hour	1	0	0	0	0	0	0	0	1	6	0	0	0	0	0	0	0	6
22:00	0	0	0	0	0	0	0	0	0	0	0	0	0	0	0	0	0	0
22:15	0	0	0	0	0	0	0	0	0	1	0	0	0	0	0	0	0	1
22:30	0	0	0	0	0	0	0	0	0	1	0	0	0	0	0	0	0	1
22:45	0	0	0	0	0	0	0	0	0	0	0	0	0	0	0	0	0	0
Hour	0	0	0	0	0	0	0	0	0	2	0	0	0	0	0	0	0	2
23:00	0	0	0	0	0	0	0	0	0	1	0	0	0	0	0	0	0	1
23:15	0	0	0	0	0	0	0	0	0	5	0	0	0	0	0	0	0	5
23:30	0	0	0	0	0	0	0	0	0	0	0	0	0	0	0	0	0	0
23:45	0	0	0	0	0	0	0	0	0	0	0	0	0	0	0	0	0	0
Hour	0	0	0	0	0	0	0	0	0	6	0	0	0	0	0	0	0	6
Total	13	1	3	15	0	0	1	6	39	114	6	10	5	0	0	1	9	145

Site No. 3
Location R131(NW) / Pigoen House Road / R131(SW) / South Bank Road / Sean Moore Road / Diner Access
Date 04 April 2017

Time	E to B - Sean Moore Road to Pigoen House Road								Veh. Total	E to A - Sean Moore Road to R131(NW)								Veh. Total
	CAR	TAXI	LGV	HGV	Dbus	Obus	M/C	P/C		CAR	TAXI	LGV	HGV	Dbus	Obus	M/C	P/C	
12:00	0	0	0	0	0	0	0	0	0	2	0	1	7	0	0	0	0	10
12:15	1	0	0	0	0	0	0	0	1	0	0	0	6	0	0	0	0	6
12:30	0	0	0	0	0	0	0	0	0	2	0	0	6	0	0	0	0	8
12:45	1	0	0	0	0	0	0	1	2	1	0	0	7	0	0	0	0	8
Hour	2	0	0	0	0	0	0	1	3	5	0	1	26	0	0	0	0	32
13:00	0	0	0	0	0	0	0	0	0	0	0	0	8	0	0	0	0	8
13:15	0	0	0	0	0	0	0	0	0	1	0	0	9	0	0	0	0	10
13:30	1	0	0	0	0	0	0	0	1	2	0	1	9	0	0	0	0	12
13:45	0	0	0	0	0	0	0	0	0	1	0	0	11	0	0	0	0	12
Hour	1	0	0	0	0	0	0	0	1	4	0	1	37	0	0	0	0	42
14:00	1	0	0	0	0	0	0	0	1	0	0	0	8	0	0	0	0	8
14:15	1	0	0	0	0	0	0	0	1	3	0	0	12	0	0	0	0	15
14:30	0	0	0	0	0	0	0	0	0	1	0	0	11	0	0	0	0	12
14:45	1	0	0	0	0	0	0	0	1	2	0	1	13	0	0	0	0	16
Hour	3	0	0	0	0	0	0	0	3	6	0	1	44	0	0	0	0	51
15:00	2	0	0	0	0	0	0	0	2	1	0	1	8	0	0	0	0	10
15:15	0	0	0	0	0	0	0	0	0	1	0	0	8	0	0	0	0	9
15:30	0	0	0	0	0	0	0	0	0	0	0	0	6	0	0	0	0	6
15:45	3	0	0	0	0	0	0	0	3	1	0	0	16	0	0	0	0	17
Hour	5	0	0	0	0	0	0	0	5	3	0	1	38	0	0	0	0	42
16:00	0	0	0	0	0	0	0	0	0	2	0	1	8	0	0	0	0	11
16:15	0	0	0	0	0	0	0	0	0	0	0	0	9	0	0	0	0	9
16:30	0	0	0	0	0	0	0	0	0	1	0	0	8	0	0	0	0	9
16:45	0	0	0	0	0	0	0	0	0	1	0	0	6	0	0	0	0	7
Hour	0	0	0	0	0	0	0	0	0	4	0	1	31	0	0	0	0	36
17:00	0	0	0	0	0	0	0	0	0	0	0	0	8	0	0	0	0	8
17:15	0	0	0	0	0	0	0	0	0	2	0	1	13	0	0	0	0	16
17:30	3	0	0	0	0	0	0	0	3	0	0	0	6	0	0	0	0	6
17:45	0	0	0	0	0	0	0	0	0	2	0	0	2	0	0	0	0	4
Hour	3	0	0	0	0	0	0	0	3	4	0	1	29	0	0	0	0	34
18:00	1	0	0	0	0	0	0	0	1	0	0	1	4	0	0	0	0	5
18:15	3	0	0	0	0	0	0	0	3	0	0	0	0	0	0	0	0	0
18:30	3	0	0	0	0	0	0	0	3	1	0	0	0	0	0	0	0	1
18:45	1	0	0	0	0	0	0	0	1	0	0	1	0	0	0	0	0	1
Hour	8	0	0	0	0	0	0	0	8	1	0	2	4	0	0	0	0	7
19:00	1	0	0	0	0	0	0	0	1	1	1	0	0	0	0	0	0	2
19:15	2	0	0	0	0	0	0	0	2	2	0	0	0	0	0	0	0	2
19:30	0	0	0	0	0	0	0	0	0	1	0	0	0	0	0	0	0	1
19:45	1	0	1	0	0	0	0	0	2	1	0	0	0	0	0	0	0	1
Hour	4	0	1	0	0	0	0	0	5	5	1	0	0	0	0	0	0	6
20:00	2	0	0	0	0	0	0	0	2	1	0	0	0	0	0	0	0	1
20:15	0	0	0	0	0	0	0	0	0	1	0	1	0	0	0	0	0	2
20:30	1	0	0	0	0	0	0	0	1	0	0	1	0	0	0	0	0	1
20:45	0	0	0	0	0	0	0	0	0	1	0	0	0	0	0	0	0	1
Hour	3	0	0	0	0	0	0	0	3	3	0	2	0	0	0	0	0	5
21:00	0	0	0	0	0	0	0	0	0	1	0	1	0	0	0	0	0	2
21:15	0	0	0	0	0	0	0	0	0	4	1	0	0	0	0	0	0	5
21:30	0	0	0	0	0	0	0	0	0	1	0	1	0	0	0	0	0	2
21:45	2	0	0	0	0	0	0	0	2	0	0	0	0	0	0	0	0	0
Hour	2	0	0	0	0	0	0	0	2	6	1	2	0	0	0	0	0	9
22:00	0	0	0	0	0	0	0	0	0	1	0	0	0	0	0	0	0	1
22:15	0	0	0	0	0	0	0	0	0	0	0	0	0	0	0	0	0	0
22:30	0	0	0	0	0	0	0	0	0	1	0	1	0	0	0	0	0	2
22:45	0	0	0	0	0	0	0	0	0	0	0	0	0	0	0	0	0	0
Hour	0	0	0	0	0	0	0	0	0	2	0	1	0	0	0	0	0	3
23:00	0	0	0	0	0	0	0	0	0	1	0	0	0	0	0	0	0	1
23:15	0	0	0	0	0	0	0	0	0	0	0	0	0	0	0	0	0	0
23:30	0	0	0	0	0	0	0	0	0	0	0	0	0	0	0	0	0	0
23:45	0	0	0	0	0	0	0	0	0	0	0	0	0	0	0	0	0	0
Hour	0	0	0	0	0	0	0	0	0	1	0	0	0	0	0	0	0	1
Total	31	0	1	0	0	0	0	1	33	44	2	13	209	0	0	0	0	268

Site No. 3
Location R131(NW) / Pigoen House Road / R131(SW) / South Bank Road / Sean Moore Road / Diner Access
Date 04 April 2017

Time	E to F - Sean Moore Road to Diner Access								Veh. Total	E to E - Sean Moore Road to Sean Moore Road								Veh. Total
	CAR	TAXI	LGV	HGV	Dbus	Obus	M/C	P/C		CAR	TAXI	LGV	HGV	Dbus	Obus	M/C	P/C	
12:00	0	0	0	0	0	0	0	0	0	0	0	0	0	0	0	0	0	0
12:15	0	0	0	0	0	0	0	0	0	0	0	0	0	0	0	0	0	0
12:30	0	0	0	0	0	0	0	0	0	0	0	0	0	0	0	0	0	0
12:45	0	0	0	0	0	0	0	0	0	0	0	0	0	0	0	0	0	0
Hour	0	0	0	0	0	0	0	0	0	0	0	0	0	0	0	0	0	0
13:00	0	0	0	0	0	0	0	0	0	0	0	0	0	0	0	0	0	0
13:15	0	0	0	0	0	0	0	0	0	0	0	0	0	0	0	0	0	0
13:30	0	0	0	0	0	0	0	0	0	0	0	0	0	0	0	0	0	0
13:45	0	0	0	0	0	0	0	0	0	0	0	0	0	0	0	0	0	0
Hour	0	0	0	0	0	0	0	0	0	0	0	0	0	0	0	0	0	0
14:00	0	0	0	0	0	0	0	0	0	0	0	0	0	0	0	0	0	0
14:15	0	0	0	0	0	0	0	0	0	0	0	0	0	0	0	0	0	0
14:30	0	0	0	0	0	0	0	0	0	0	0	0	0	0	0	0	0	0
14:45	0	0	0	0	0	0	0	0	0	0	0	0	0	0	0	0	0	0
Hour	0	0	0	0	0	0	0	0	0	0	0	0	0	0	0	0	0	0
15:00	0	0	0	0	0	0	0	0	0	0	0	0	1	0	0	0	0	1
15:15	0	0	0	0	0	0	0	0	0	0	0	0	1	0	0	0	0	1
15:30	0	0	0	0	0	0	0	0	0	0	0	0	0	0	0	0	0	0
15:45	0	0	0	0	0	0	0	0	0	0	0	0	0	0	0	0	0	0
Hour	0	0	0	0	0	0	0	0	0	0	0	0	2	0	0	0	0	2
16:00	0	0	0	0	0	0	0	0	0	0	0	0	0	0	0	0	0	0
16:15	0	0	0	0	0	0	0	0	0	0	0	0	0	0	0	0	0	0
16:30	0	0	0	0	0	0	0	0	0	0	0	0	0	0	0	0	0	0
16:45	0	0	0	0	0	0	0	0	0	0	0	0	0	0	0	0	0	0
Hour	0	0	0	0	0	0	0	0	0	0	0	0	0	0	0	0	0	0
17:00	0	0	0	0	0	0	0	0	0	0	0	0	0	0	0	0	0	0
17:15	0	0	0	0	0	0	0	0	0	0	0	0	0	0	0	0	0	0
17:30	0	0	0	0	0	0	0	0	0	0	0	0	0	0	0	0	0	0
17:45	0	0	0	0	0	0	0	0	0	0	0	0	0	0	0	0	0	0
Hour	0	0	0	0	0	0	0	0	0	0	0	0	0	0	0	0	0	0
18:00	0	0	0	0	0	0	0	0	0	0	0	0	0	0	0	0	0	0
18:15	0	0	0	0	0	0	0	0	0	0	0	0	0	0	0	0	0	0
18:30	0	0	0	0	0	0	0	0	0	0	0	0	0	0	0	0	0	0
18:45	0	0	0	0	0	0	0	0	0	0	0	0	0	0	0	0	0	0
Hour	0	0	0	0	0	0	0	0	0	0	0	0	0	0	0	0	0	0
19:00	0	0	0	0	0	0	0	0	0	0	0	0	0	0	0	0	0	0
19:15	0	0	0	0	0	0	0	0	0	0	0	0	0	0	0	0	0	0
19:30	0	0	0	0	0	0	0	0	0	0	0	0	0	0	0	0	0	0
19:45	0	0	0	0	0	0	0	0	0	0	0	0	0	0	0	0	0	0
Hour	0	0	0	0	0	0	0	0	0	0	0	0	0	0	0	0	0	0
20:00	0	0	0	0	0	0	0	0	0	0	0	0	0	0	0	0	0	0
20:15	0	0	0	0	0	0	0	1	1	0	0	0	0	0	0	0	0	0
20:30	0	0	0	0	0	0	0	0	0	0	0	0	0	0	0	0	0	0
20:45	0	0	0	0	0	0	0	0	0	0	0	0	0	0	0	0	0	0
Hour	0	0	0	0	0	0	0	1	1	0	0	0	0	0	0	0	0	0
21:00	0	0	0	0	0	0	0	0	0	0	0	0	0	0	0	0	0	0
21:15	0	0	0	0	0	0	0	0	0	0	0	0	0	0	0	0	0	0
21:30	0	0	0	0	0	0	0	0	0	0	0	0	0	0	0	0	0	0
21:45	0	0	0	0	0	0	0	0	0	0	0	0	0	0	0	0	0	0
Hour	0	0	0	0	0	0	0	0	0	0	0	0	0	0	0	0	0	0
22:00	0	0	0	0	0	0	0	0	0	0	0	0	0	0	0	0	0	0
22:15	0	0	0	0	0	0	0	0	0	0	0	0	0	0	0	0	0	0
22:30	0	0	0	0	0	0	0	0	0	0	0	0	0	0	0	0	0	0
22:45	0	0	0	0	0	0	0	0	0	0	0	0	0	0	0	0	0	0
Hour	0	0	0	0	0	0	0	0	0	0	0	0	0	0	0	0	0	0
23:00	0	0	0	0	0	0	0	0	0	0	0	0	0	0	0	0	0	0
23:15	0	0	0	0	0	0	0	0	0	0	0	0	0	0	0	0	0	0
23:30	0	0	0	0	0	0	0	0	0	0	0	0	0	0	0	0	0	0
23:45	0	0	0	0	0	0	0	0	0	0	0	0	0	0	0	0	0	0
Hour	0	0	0	0	0	0	0	0	0	0	0	0	0	0	0	0	0	0
Total	0	0	0	0	0	0	0	1	1	0	0	0	2	0	0	0	0	2

Site No. 3
Location R131(NW) / Pigoen House Road / R131(SW) / South Bank Road / Sean Moore Road / Diner Access
Date 04 April 2017

Time	F to E - Diner Access to Sean Moore Road								Veh. Total	F to D - Diner Access to South Bank Road								Veh. Total
	CAR	TAXI	LGV	HGV	Dbus	Obus	M/C	P/C		CAR	TAXI	LGV	HGV	Dbus	Obus	M/C	P/C	
12:00	0	0	0	0	0	0	0	0	0	0	0	0	0	0	0	0	0	0
12:15	0	0	0	0	0	0	0	0	0	0	0	0	0	0	0	0	0	0
12:30	0	0	0	0	0	0	0	0	0	0	0	0	0	0	0	0	0	0
12:45	0	0	0	0	0	0	0	0	0	0	0	0	0	0	0	0	0	0
Hour	0	0	0	0	0	0	0	0	0	0	0	0	0	0	0	0	0	0
13:00	0	0	0	0	0	0	0	0	0	0	0	0	0	0	0	0	0	0
13:15	0	0	0	0	0	0	0	0	0	0	0	0	0	0	0	0	0	0
13:30	0	0	0	0	0	0	0	0	0	0	0	0	0	0	0	0	0	0
13:45	0	0	0	0	0	0	0	0	0	0	0	0	0	0	0	0	0	0
Hour	0	0	0	0	0	0	0	0	0	0	0	0	0	0	0	0	0	0
14:00	0	0	0	0	0	0	0	0	0	0	0	0	0	0	0	0	0	0
14:15	0	0	0	0	0	0	0	0	0	0	0	0	0	0	0	0	0	0
14:30	0	0	0	0	0	0	0	0	0	0	0	0	0	0	0	0	0	0
14:45	0	0	0	0	0	0	0	0	0	0	0	0	0	0	0	0	0	0
Hour	0	0	0	0	0	0	0	0	0	0	0	0	0	0	0	0	0	0
15:00	0	0	0	0	0	0	0	0	0	0	0	0	0	0	0	0	0	0
15:15	0	0	0	0	0	0	0	0	0	0	0	0	0	0	0	0	0	0
15:30	0	0	0	0	0	0	0	0	0	0	0	0	0	0	0	0	0	0
15:45	0	0	0	0	0	0	0	0	0	0	0	0	0	0	0	0	0	0
Hour	0	0	0	0	0	0	0	0	0	0	0	0	0	0	0	0	0	0
16:00	0	0	0	0	0	0	0	0	0	0	0	0	0	0	0	0	0	0
16:15	0	0	0	0	0	0	0	0	0	0	0	0	0	0	0	0	0	0
16:30	0	0	0	0	0	0	0	0	0	0	0	0	0	0	0	0	0	0
16:45	0	0	0	0	0	0	0	0	0	0	0	0	0	0	0	0	0	0
Hour	0	0	0	0	0	0	0	0	0	0	0	0	0	0	0	0	0	0
17:00	0	0	0	0	0	0	0	0	0	0	0	0	0	0	0	0	0	0
17:15	0	0	0	0	0	0	0	0	0	0	0	0	0	0	0	0	0	0
17:30	0	0	0	0	0	0	0	0	0	0	0	0	0	0	0	0	0	0
17:45	0	0	0	0	0	0	0	0	0	0	0	0	0	0	0	0	0	0
Hour	0	0	0	0	0	0	0	0	0	0	0	0	0	0	0	0	0	0
18:00	0	0	0	0	0	0	0	0	0	0	0	0	0	0	0	0	0	0
18:15	0	0	0	0	0	0	0	0	0	0	0	0	0	0	0	0	0	0
18:30	0	0	0	0	0	0	0	0	0	0	0	0	0	0	0	0	0	0
18:45	0	0	0	0	0	0	0	0	0	0	0	0	0	0	0	0	0	0
Hour	0	0	0	0	0	0	0	0	0	0	0	0	0	0	0	0	0	0
19:00	0	0	0	0	0	0	0	0	0	0	0	0	0	0	0	0	0	0
19:15	0	0	0	0	0	0	0	0	0	0	0	0	0	0	0	0	0	0
19:30	0	0	0	0	0	0	0	0	0	0	0	0	0	0	0	0	0	0
19:45	0	0	0	0	0	0	0	0	0	0	0	0	0	0	0	0	0	0
Hour	0	0	0	0	0	0	0	0	0	0	0	0	0	0	0	0	0	0
20:00	0	0	0	0	0	0	0	0	0	0	0	0	0	0	0	0	0	0
20:15	0	0	0	0	0	0	0	0	0	0	0	0	0	0	0	0	0	0
20:30	0	0	0	0	0	0	0	0	0	0	0	0	0	0	0	0	0	0
20:45	0	0	0	0	0	0	0	0	0	0	0	0	0	0	0	0	0	0
Hour	0	0	0	0	0	0	0	0	0	0	0	0	0	0	0	0	0	0
21:00	0	0	0	0	0	0	0	0	0	0	0	0	0	0	0	0	0	0
21:15	0	0	0	0	0	0	0	0	0	0	0	0	0	0	0	0	0	0
21:30	0	0	0	0	0	0	0	0	0	0	0	0	0	0	0	0	0	0
21:45	0	0	0	0	0	0	0	0	0	0	0	0	0	0	0	0	0	0
Hour	0	0	0	0	0	0	0	0	0	0	0	0	0	0	0	0	0	0
22:00	0	0	0	0	0	0	0	0	0	0	0	0	0	0	0	0	0	0
22:15	0	0	0	0	0	0	0	0	0	0	0	0	0	0	0	0	0	0
22:30	0	0	0	0	0	0	0	0	0	0	0	0	0	0	0	0	0	0
22:45	0	0	0	0	0	0	0	0	0	0	0	0	0	0	0	0	0	0
Hour	0	0	0	0	0	0	0	0	0	0	0	0	0	0	0	0	0	0
23:00	0	0	0	0	0	0	0	0	0	0	0	0	0	0	0	0	0	0
23:15	0	0	0	0	0	0	0	0	0	0	0	0	0	0	0	0	0	0
23:30	0	0	0	0	0	0	0	0	0	0	0	0	0	0	0	0	0	0
23:45	0	0	0	0	0	0	0	0	0	0	0	0	0	0	0	0	0	0
Hour	0	0	0	0	0	0	0	0	0	0	0	0	0	0	0	0	0	0
Total	0	0	0	0	0	0	0	0	0	0	0	0	0	0	0	0	0	0

Site No. 3
Location R131(NW) / Pigoen House Road / R131(SW) / South Bank Road / Sean Moore Road / Diner Access
Date 04 April 2017

Time	F to C - Diner Access to R131(SW)								Veh. Total	F to B - Diner Access to Pigoen House Road								Veh. Total
	CAR	TAXI	LGV	HGV	Dbus	Obus	M/C	P/C		CAR	TAXI	LGV	HGV	Dbus	Obus	M/C	P/C	
12:00	0	0	0	0	0	0	0	0	0	0	0	0	0	0	0	0	0	0
12:15	0	0	0	0	0	0	0	0	0	0	0	0	0	0	0	0	0	0
12:30	0	0	0	0	0	0	0	0	0	0	0	0	0	0	0	0	0	0
12:45	0	0	0	0	0	0	0	0	0	0	0	0	0	0	0	0	0	0
Hour	0	0	0	0	0	0	0	0	0	0	0	0	0	0	0	0	0	0
13:00	0	0	0	0	0	0	0	0	0	0	0	0	0	0	0	0	0	0
13:15	0	0	0	0	0	0	0	0	0	0	0	0	0	0	0	0	0	0
13:30	0	0	0	0	0	0	0	0	0	0	0	0	0	0	0	0	0	0
13:45	0	0	0	0	0	0	0	0	0	0	0	0	0	0	0	0	0	0
Hour	0	0	0	0	0	0	0	0	0	0	0	0	0	0	0	0	0	0
14:00	0	0	0	0	0	0	0	0	0	0	0	0	0	0	0	0	0	0
14:15	0	0	0	0	0	0	0	0	0	0	0	0	0	0	0	0	0	0
14:30	0	0	0	0	0	0	0	0	0	0	0	0	0	0	0	0	0	0
14:45	0	0	0	0	0	0	0	0	0	0	0	0	0	0	0	0	0	0
Hour	0	0	0	0	0	0	0	0	0	0	0	0	0	0	0	0	0	0
15:00	0	0	0	0	0	0	0	0	0	0	0	0	0	0	0	0	0	0
15:15	0	0	0	0	0	0	0	0	0	0	0	0	0	0	0	0	0	0
15:30	0	0	0	0	0	0	0	0	0	0	0	0	0	0	0	0	0	0
15:45	0	0	0	0	0	0	0	0	0	0	0	0	0	0	0	0	0	0
Hour	0	0	0	0	0	0	0	0	0	0	0	0	0	0	0	0	0	0
16:00	0	0	0	0	0	0	0	0	0	0	0	0	0	0	0	0	0	0
16:15	0	0	0	0	0	0	0	0	0	0	0	0	0	0	0	0	0	0
16:30	0	0	0	0	0	0	0	0	0	0	0	0	0	0	0	0	0	0
16:45	0	0	0	0	0	0	0	0	0	0	0	0	0	0	0	0	0	0
Hour	0	0	0	0	0	0	0	0	0	0	0	0	0	0	0	0	0	0
17:00	0	0	0	0	0	0	0	0	0	0	0	0	0	0	0	0	0	0
17:15	0	0	0	0	0	0	0	0	0	0	0	0	0	0	0	0	0	0
17:30	0	0	0	0	0	0	0	0	0	0	0	0	0	0	0	0	0	0
17:45	0	0	0	0	0	0	0	0	0	0	0	0	0	0	0	0	0	0
Hour	0	0	0	0	0	0	0	0	0	0	0	0	0	0	0	0	0	0
18:00	0	0	0	0	0	0	0	0	0	0	0	0	0	0	0	0	0	0
18:15	0	0	0	0	0	0	0	0	0	0	0	0	0	0	0	0	0	0
18:30	0	0	0	0	0	0	0	0	0	0	0	0	0	0	0	0	0	0
18:45	0	0	0	0	0	0	0	0	0	0	0	0	0	0	0	0	0	0
Hour	0	0	0	0	0	0	0	0	0	0	0	0	0	0	0	0	0	0
19:00	0	0	0	0	0	0	0	0	0	0	0	0	0	0	0	0	0	0
19:15	0	0	0	0	0	0	0	0	0	0	0	0	0	0	0	0	0	0
19:30	0	0	0	0	0	0	0	0	0	0	0	0	0	0	0	0	0	0
19:45	0	0	0	0	0	0	0	0	0	0	0	0	0	0	0	0	0	0
Hour	0	0	0	0	0	0	0	0	0	0	0	0	0	0	0	0	0	0
20:00	0	0	0	0	0	0	0	0	0	0	0	0	0	0	0	0	0	0
20:15	0	0	0	0	0	0	0	0	0	0	0	0	0	0	0	0	0	0
20:30	0	0	0	0	0	0	0	0	0	0	0	0	0	0	0	0	0	0
20:45	0	0	0	0	0	0	0	0	0	0	0	0	0	0	0	0	0	0
Hour	0	0	0	0	0	0	0	0	0	0	0	0	0	0	0	0	0	0
21:00	0	0	0	0	0	0	0	0	0	0	0	0	0	0	0	0	0	0
21:15	0	0	0	0	0	0	0	0	0	0	0	0	0	0	0	0	0	0
21:30	0	0	0	0	0	0	0	0	0	0	0	0	0	0	0	0	0	0
21:45	0	0	0	0	0	0	0	0	0	0	0	0	0	0	0	0	0	0
Hour	0	0	0	0	0	0	0	0	0	0	0	0	0	0	0	0	0	0
22:00	0	0	0	0	0	0	0	0	0	0	0	0	0	0	0	0	0	0
22:15	0	0	0	0	0	0	0	0	0	0	0	0	0	0	0	0	0	0
22:30	0	0	0	0	0	0	0	0	0	0	0	0	0	0	0	0	0	0
22:45	0	0	0	0	0	0	0	0	0	0	0	0	0	0	0	0	0	0
Hour	0	0	0	0	0	0	0	0	0	0	0	0	0	0	0	0	0	0
23:00	0	0	0	0	0	0	0	0	0	0	0	0	0	0	0	0	0	0
23:15	0	0	0	0	0	0	0	0	0	0	0	0	0	0	0	0	0	0
23:30	0	0	0	0	0	0	0	0	0	0	0	0	0	0	0	0	0	0
23:45	0	0	0	0	0	0	0	0	0	0	0	0	0	0	0	0	0	0
Hour	0	0	0	0	0	0	0	0	0	0	0	0	0	0	0	0	0	0
Total	0	0	0	0	0	0	0	0	0	0	0	0	0	0	0	0	0	0

Site No. 3
Location R131(NW) / Pigoen House Road / R131(SW) / South Bank Road / Sean Moore Road / Diner Access
Date 04 April 2017

Time	F to A - Diner Access to R131(NW)								Veh. Total	F to F - Diner Access to Diner Access								Veh. Total
	CAR	TAXI	LGV	HGV	Dbus	Obus	M/C	P/C		CAR	TAXI	LGV	HGV	Dbus	Obus	M/C	P/C	
12:00	0	0	0	0	0	0	0	0	0	0	0	0	0	0	0	0	0	0
12:15	0	0	0	0	0	0	0	0	0	0	0	0	0	0	0	0	0	0
12:30	0	0	0	0	0	0	0	0	0	0	0	0	0	0	0	0	0	0
12:45	0	0	0	0	0	0	0	0	0	0	0	0	0	0	0	0	0	0
Hour	0	0	0	0	0	0	0	0	0	0	0	0	0	0	0	0	0	0
13:00	0	0	0	0	0	0	0	0	0	0	0	0	0	0	0	0	0	0
13:15	0	0	0	0	0	0	0	0	0	0	0	0	0	0	0	0	0	0
13:30	0	0	0	0	0	0	0	0	0	0	0	0	0	0	0	0	0	0
13:45	0	0	0	0	0	0	0	0	0	0	0	0	0	0	0	0	0	0
Hour	0	0	0	0	0	0	0	0	0	0	0	0	0	0	0	0	0	0
14:00	0	0	0	0	0	0	0	0	0	0	0	0	0	0	0	0	0	0
14:15	0	0	0	0	0	0	0	0	0	0	0	0	0	0	0	0	0	0
14:30	0	0	0	0	0	0	0	0	0	0	0	0	0	0	0	0	0	0
14:45	0	0	0	0	0	0	0	0	0	0	0	0	0	0	0	0	0	0
Hour	0	0	0	0	0	0	0	0	0	0	0	0	0	0	0	0	0	0
15:00	0	0	0	0	0	0	0	0	0	0	0	0	0	0	0	0	0	0
15:15	0	0	0	0	0	0	0	0	0	0	0	0	0	0	0	0	0	0
15:30	0	0	0	0	0	0	0	0	0	0	0	0	0	0	0	0	0	0
15:45	0	0	0	0	0	0	0	0	0	0	0	0	0	0	0	0	0	0
Hour	0	0	0	0	0	0	0	0	0	0	0	0	0	0	0	0	0	0
16:00	0	0	0	0	0	0	0	0	0	0	0	0	0	0	0	0	0	0
16:15	0	0	0	0	0	0	0	0	0	0	0	0	0	0	0	0	0	0
16:30	0	0	0	0	0	0	0	0	0	0	0	0	0	0	0	0	0	0
16:45	0	0	0	0	0	0	0	0	0	0	0	0	0	0	0	0	0	0
Hour	0	0	0	0	0	0	0	0	0	0	0	0	0	0	0	0	0	0
17:00	0	0	0	0	0	0	0	0	0	0	0	0	0	0	0	0	0	0
17:15	0	0	0	0	0	0	0	0	0	0	0	0	0	0	0	0	0	0
17:30	0	0	0	0	0	0	0	0	0	0	0	0	0	0	0	0	0	0
17:45	0	0	0	0	0	0	0	0	0	0	0	0	0	0	0	0	0	0
Hour	0	0	0	0	0	0	0	0	0	0	0	0	0	0	0	0	0	0
18:00	0	0	0	0	0	0	0	0	0	0	0	0	0	0	0	0	0	0
18:15	0	0	0	0	0	0	0	0	0	0	0	0	0	0	0	0	0	0
18:30	0	0	0	0	0	0	0	0	0	0	0	0	0	0	0	0	0	0
18:45	0	0	0	0	0	0	0	0	0	0	0	0	0	0	0	0	0	0
Hour	0	0	0	0	0	0	0	0	0	0	0	0	0	0	0	0	0	0
19:00	0	0	0	0	0	0	0	0	0	0	0	0	0	0	0	0	0	0
19:15	0	0	0	0	0	0	0	0	0	0	0	0	0	0	0	0	0	0
19:30	0	0	0	0	0	0	0	0	0	0	0	0	0	0	0	0	0	0
19:45	0	0	0	0	0	0	0	0	0	0	0	0	0	0	0	0	0	0
Hour	0	0	0	0	0	0	0	0	0	0	0	0	0	0	0	0	0	0
20:00	0	0	0	0	0	0	0	0	0	0	0	0	0	0	0	0	0	0
20:15	0	0	0	0	0	0	0	0	0	0	0	0	0	0	0	0	0	0
20:30	0	0	0	0	0	0	0	0	0	0	0	0	0	0	0	0	0	0
20:45	0	0	0	0	0	0	0	0	0	0	0	0	0	0	0	0	0	0
Hour	0	0	0	0	0	0	0	0	0	0	0	0	0	0	0	0	0	0
21:00	0	0	0	0	0	0	0	0	0	0	0	0	0	0	0	0	0	0
21:15	0	0	0	0	0	0	0	0	0	0	0	0	0	0	0	0	0	0
21:30	0	0	0	0	0	0	0	0	0	0	0	0	0	0	0	0	0	0
21:45	0	0	0	0	0	0	0	0	0	0	0	0	0	0	0	0	0	0
Hour	0	0	0	0	0	0	0	0	0	0	0	0	0	0	0	0	0	0
22:00	0	0	0	0	0	0	0	0	0	0	0	0	0	0	0	0	0	0
22:15	0	0	0	0	0	0	0	0	0	0	0	0	0	0	0	0	0	0
22:30	0	0	0	0	0	0	0	0	0	0	0	0	0	0	0	0	0	0
22:45	0	0	0	0	0	0	0	0	0	0	0	0	0	0	0	0	0	0
Hour	0	0	0	0	0	0	0	0	0	0	0	0	0	0	0	0	0	0
23:00	0	0	0	0	0	0	0	0	0	0	0	0	0	0	0	0	0	0
23:15	0	0	0	0	0	0	0	0	0	0	0	0	0	0	0	0	0	0
23:30	0	0	0	0	0	0	0	0	0	0	0	0	0	0	0	0	0	0
23:45	0	0	0	0	0	0	0	0	0	0	0	0	0	0	0	0	0	0
Hour	0	0	0	0	0	0	0	0	0	0	0	0	0	0	0	0	0	0
Total	0	0	0	0	0	0	0	0	0	0	0	0	0	0	0	0	0	0

Site No. 3
Location R131(NW) / Pigoen House Road / R131(SW) / South Bank Road / Sean Moore Road / Diner Access
Date 04 April 2017

Time	To Arm A - R131(NW)								Veh. Total	From Arm A - R131(NW)								Veh. Total
	CAR	TAXI	LGV	HGV	Dbus	Obus	M/C	P/C		CAR	TAXI	LGV	HGV	Dbus	Obus	M/C	P/C	
12:00	106	9	14	14	0	0	0	2	145	96	4	23	20	0	0	0	0	143
12:15	105	4	25	19	0	0	0	0	153	89	3	18	17	0	1	4	0	132
12:30	100	2	25	21	0	1	2	1	152	102	0	21	30	0	0	0	0	153
12:45	89	6	20	20	0	0	2	1	138	102	2	18	17	0	0	0	0	139
Hour	400	21	84	74	0	1	4	4	588	389	9	80	84	0	1	4	0	567
13:00	90	9	19	23	0	0	0	1	142	77	4	17	16	0	0	5	0	119
13:15	88	6	15	19	0	2	0	0	130	90	3	15	38	1	0	0	0	147
13:30	94	8	20	22	0	0	0	0	144	93	4	9	18	0	0	3	0	127
13:45	95	8	12	26	0	1	0	0	142	98	7	18	24	0	0	3	0	150
Hour	367	31	66	90	0	3	0	1	558	358	18	59	96	1	0	11	0	543
14:00	112	13	16	21	0	0	1	2	165	87	1	22	19	0	0	0	3	132
14:15	99	13	13	23	0	0	2	3	153	98	5	18	26	0	1	1	1	150
14:30	84	11	10	28	0	0	1	0	134	85	4	19	21	0	0	0	0	129
14:45	114	10	26	32	0	0	1	2	185	81	10	8	17	0	0	2	0	118
Hour	409	47	65	104	0	0	5	7	637	351	20	67	83	0	1	3	4	529
15:00	98	17	21	21	0	0	0	0	157	99	6	12	26	0	1	4	1	149
15:15	102	5	31	22	0	2	1	2	165	110	1	12	15	0	0	2	0	140
15:30	145	7	24	22	0	0	1	3	202	119	5	22	23	0	1	3	0	173
15:45	119	11	33	31	0	1	4	2	201	111	1	19	23	8	0	3	0	165
Hour	464	40	109	96	0	3	6	7	725	439	13	65	87	8	2	12	1	627
16:00	186	12	31	20	0	0	3	0	252	109	2	12	16	4	1	6	0	150
16:15	211	13	48	23	1	0	4	1	301	111	5	17	23	6	1	9	0	172
16:30	183	13	40	21	0	0	2	2	261	117	10	10	14	0	2	3	0	156
16:45	164	8	29	24	0	0	2	3	230	137	4	9	22	1	0	7	1	181
Hour	744	46	148	88	1	0	11	6	1044	474	21	48	75	11	4	25	1	659
17:00	174	11	22	11	0	1	4	2	225	125	2	10	3	0	0	5	0	145
17:15	161	7	25	21	0	0	6	2	222	152	5	6	5	0	0	10	0	178
17:30	157	4	13	12	0	1	6	4	197	137	1	8	6	0	0	8	0	160
17:45	196	2	24	6	0	0	6	1	235	146	8	13	9	0	0	6	1	183
Hour	688	24	84	50	0	2	22	9	879	560	16	37	23	0	0	29	1	666
18:00	172	4	22	8	2	0	4	3	215	167	5	6	1	0	0	4	0	183
18:15	155	3	16	1	1	1	4	4	185	145	7	4	0	0	0	3	2	161
18:30	147	2	9	3	0	1	8	6	176	135	3	4	7	0	0	8	0	157
18:45	124	1	10	1	0	1	5	2	144	118	5	4	0	0	0	8	0	135
Hour	598	10	57	13	3	3	21	15	720	565	20	18	8	0	0	23	2	636
19:00	117	5	10	3	0	0	2	5	142	130	5	10	1	0	1	1	0	148
19:15	121	3	7	1	0	0	2	3	137	102	5	2	0	0	0	4	0	113
19:30	98	1	11	2	0	0	4	8	124	109	14	6	1	0	0	1	1	132
19:45	81	2	5	2	1	0	4	1	96	75	7	5	2	0	1	0	0	90
Hour	417	11	33	8	1	0	12	17	499	416	31	23	4	0	2	6	1	483
20:00	84	5	2	2	0	0	1	2	96	56	2	10	1	0	0	2	0	71
20:15	68	3	5	0	0	0	4	0	80	48	2	6	0	0	0	3	0	59
20:30	42	1	4	1	0	0	0	1	49	66	5	1	2	0	0	2	2	78
20:45	56	3	2	2	0	0	2	3	68	62	2	3	2	0	0	1	0	70
Hour	250	12	13	5	0	0	7	6	293	232	11	20	5	0	0	8	2	278
21:00	45	0	1	2	1	0	1	1	51	57	1	3	1	0	0	0	0	62
21:15	58	3	2	2	0	0	0	0	65	71	3	1	1	0	0	2	0	78
21:30	49	0	3	1	0	0	0	1	54	59	4	1	2	0	0	0	0	66
21:45	55	0	1	0	0	0	3	0	59	51	5	1	1	0	0	2	0	60
Hour	207	3	7	5	1	0	4	2	229	238	13	6	5	0	0	4	0	266
22:00	34	1	4	1	0	0	3	0	43	43	6	2	1	0	0	1	0	53
22:15	34	2	0	0	0	0	0	1	37	20	1	1	3	0	0	0	0	25
22:30	22	0	1	3	0	0	4	0	30	30	5	0	0	0	0	5	0	40
22:45	30	3	2	1	0	0	0	1	37	23	11	0	0	0	0	1	0	35
Hour	120	6	7	5	0	0	7	2	147	116	23	3	4	0	0	7	0	153
23:00	12	1	0	0	0	0	1	0	14	15	7	1	1	1	0	1	0	26
23:15	21	1	0	0	0	0	0	0	22	12	8	1	1	0	0	0	0	22
23:30	8	1	0	0	0	0	0	0	9	16	2	1	0	0	0	0	0	19
23:45	9	2	2	1	0	0	0	0	14	15	5	0	0	0	0	0	0	20
Hour	50	5	2	1	0	0	1	0	59	58	22	3	2	1	0	1	0	87
Total	4714	256	675	539	6	12	100	76	6378	4196	217	429	476	21	10	133	12	5494

Site No. 3
Location R131(NW) / Pigoen House Road / R131(SW) / South Bank Road / Sean Moore Road / Diner Access
Date 04 April 2017

Time	To Arm B - Pigoen House Road								Veh. Total	From Arm B - Pigoen House Road								Veh. Total
	CAR	TAXI	LGV	HGV	Dbus	Obus	M/C	P/C		CAR	TAXI	LGV	HGV	Dbus	Obus	M/C	P/C	
12:00	11	0	2	1	0	0	0	1	15	4	1	2	2	0	0	0	0	9
12:15	8	0	2	2	0	0	0	0	12	16	0	5	0	0	0	0	0	21
12:30	8	0	3	2	0	0	0	2	15	9	0	1	2	0	0	0	0	12
12:45	12	0	6	0	0	0	0	1	19	8	0	3	0	0	0	0	0	11
Hour	39	0	13	5	0	0	0	4	61	37	1	11	4	0	0	0	0	53
13:00	13	0	2	0	0	0	0	2	17	22	0	3	0	0	0	0	1	26
13:15	12	1	3	2	0	0	0	0	18	16	0	2	0	0	0	0	1	19
13:30	13	0	1	0	0	0	0	0	14	10	0	7	0	0	0	0	0	17
13:45	8	1	2	0	0	0	0	2	13	15	0	0	0	0	0	0	0	15
Hour	46	2	8	2	0	0	0	4	62	63	0	12	0	0	0	0	2	77
14:00	13	0	3	0	0	0	0	0	16	14	1	5	0	0	0	0	1	21
14:15	17	0	1	1	0	0	0	4	23	12	0	1	1	0	0	0	0	14
14:30	12	0	4	0	0	0	1	1	18	20	0	0	2	0	0	0	0	22
14:45	11	0	2	1	0	0	0	0	14	28	0	3	1	0	0	0	0	32
Hour	53	0	10	2	0	0	1	5	71	74	1	9	4	0	0	0	1	89
15:00	16	0	1	1	0	0	0	0	18	14	0	1	1	0	0	0	1	17
15:15	12	0	2	0	0	0	0	1	15	16	0	4	2	0	0	0	0	22
15:30	14	0	4	2	0	0	0	1	21	18	0	2	0	0	0	0	0	20
15:45	17	0	2	0	0	0	1	1	21	16	0	3	0	0	0	0	0	19
Hour	59	0	9	3	0	0	1	3	75	64	0	10	3	0	0	0	1	78
16:00	12	0	5	1	0	0	0	6	24	26	1	5	1	0	0	0	0	33
16:15	9	1	2	0	0	0	1	3	16	34	0	11	0	0	0	0	1	46
16:30	11	0	1	2	0	0	0	2	16	28	0	7	1	0	0	0	0	36
16:45	1	0	0	1	0	0	0	1	3	19	0	5	2	0	0	0	0	26
Hour	33	1	8	4	0	0	1	12	59	107	1	28	4	0	0	0	1	141
17:00	6	0	0	0	0	0	0	6	12	24	0	0	0	0	0	0	0	24
17:15	2	0	1	0	0	0	0	4	7	27	0	2	1	0	0	0	0	30
17:30	13	0	1	0	0	0	0	7	21	30	0	4	0	0	0	0	2	36
17:45	3	0	2	0	0	0	0	2	7	23	0	2	0	0	0	0	0	25
Hour	24	0	4	0	0	0	0	19	47	104	0	8	1	0	0	0	2	115
18:00	11	1	4	0	0	0	1	1	18	32	0	3	0	0	0	0	0	35
18:15	12	0	2	0	0	0	0	4	18	25	0	2	0	0	0	0	0	27
18:30	6	1	0	1	0	0	0	3	11	24	0	1	0	0	0	0	0	25
18:45	7	1	3	0	0	0	0	3	14	19	0	0	0	0	0	0	0	19
Hour	36	3	9	1	0	0	1	11	61	100	0	6	0	0	0	0	0	106
19:00	12	0	0	0	0	0	0	3	15	13	0	0	0	0	0	0	0	13
19:15	10	0	0	0	0	0	0	1	11	19	0	0	0	0	0	0	1	20
19:30	10	0	1	0	0	0	0	0	11	13	0	1	0	0	0	0	0	14
19:45	6	1	1	0	0	0	0	2	10	17	0	0	0	0	0	0	0	17
Hour	38	1	2	0	0	0	0	6	47	62	0	1	0	0	0	0	1	64
20:00	9	0	3	0	0	0	0	2	14	6	0	0	0	0	0	0	0	6
20:15	5	0	0	0	0	0	0	0	5	5	1	1	0	0	0	0	0	7
20:30	6	1	0	0	0	0	0	0	7	7	0	0	0	0	0	0	1	8
20:45	8	0	0	0	0	0	0	1	9	4	0	1	0	0	0	0	0	5
Hour	28	1	3	0	0	0	0	3	35	22	1	2	0	0	0	0	1	26
21:00	4	0	0	0	0	0	0	0	4	12	0	0	0	0	0	0	0	12
21:15	4	0	0	0	0	0	0	1	5	1	0	1	0	0	0	0	0	2
21:30	3	1	0	0	0	0	0	0	4	7	0	0	0	0	0	0	0	7
21:45	6	0	0	0	0	0	0	0	6	4	0	0	0	0	0	0	0	4
Hour	17	1	0	0	0	0	0	1	19	24	0	1	0	0	0	0	0	25
22:00	1	0	0	0	0	0	0	0	1	1	0	1	0	0	0	0	0	2
22:15	5	0	0	0	0	0	0	2	7	6	0	0	0	0	0	0	0	6
22:30	5	1	1	0	0	0	0	1	8	3	0	0	0	0	0	0	0	3
22:45	1	0	0	0	0	0	0	0	1	1	0	0	0	0	0	0	0	1
Hour	12	1	1	0	0	0	0	3	17	11	0	1	0	0	0	0	0	12
23:00	1	0	1	0	0	0	0	0	2	6	0	0	0	0	0	0	0	6
23:15	2	0	0	0	0	0	0	0	2	2	0	0	0	0	0	0	0	2
23:30	1	0	1	0	0	0	0	0	2	1	0	0	0	0	0	0	0	1
23:45	1	0	1	0	0	0	0	0	2	0	0	1	0	0	0	0	0	1
Hour	5	0	3	0	0	0	0	0	8	9	0	1	0	0	0	0	0	10
Total	390	10	70	17	0	0	4	71	562	677	4	90	16	0	0	0	9	796

Site No. 3
Location R131(NW) / Pigoen House Road / R131(SW) / South Bank Road / Sean Moore Road / Diner Access
Date 04 April 2017

Time	To Arm C - R131(SW)								Veh. Total	From Arm C - R131(SW)								Veh. Total
	CAR	TAXI	LGV	HGV	Dbus	Obus	M/C	P/C		CAR	TAXI	LGV	HGV	Dbus	Obus	M/C	P/C	
12:00	102	5	26	9	0	0	0	1	143	123	9	15	6	0	0	0	2	155
12:15	110	5	24	11	0	1	4	0	155	116	4	26	12	0	0	0	0	158
12:30	117	0	25	19	0	0	0	0	161	114	2	28	13	0	1	2	1	161
12:45	112	2	18	14	0	0	0	1	147	101	6	24	12	0	0	2	1	146
Hour	441	12	93	53	0	1	4	2	606	454	21	93	43	0	1	4	4	620
13:00	103	4	20	9	0	0	4	1	141	109	9	20	12	0	0	0	2	152
13:15	106	4	16	11	1	0	0	1	139	102	7	21	8	0	2	0	0	140
13:30	106	7	12	6	0	0	3	2	136	109	10	17	8	0	0	0	0	144
13:45	111	7	17	9	1	0	3	1	149	103	9	16	12	1	1	0	1	143
Hour	426	22	65	35	2	0	10	5	565	423	35	74	40	1	3	0	3	579
14:00	100	2	24	6	0	0	0	0	132	117	13	15	4	0	0	0	4	153
14:15	112	5	21	5	1	0	0	1	145	120	13	16	7	1	0	1	6	164
14:30	112	4	18	7	0	0	0	0	141	101	11	14	9	0	0	2	1	138
14:45	100	10	10	9	0	0	1	1	131	115	10	23	13	0	0	1	2	164
Hour	424	21	73	27	1	0	1	2	549	453	47	68	33	1	0	4	13	619
15:00	112	6	12	10	0	1	4	0	145	110	17	19	9	0	0	0	0	155
15:15	130	3	11	7	0	1	3	1	156	116	6	27	4	0	2	1	4	160
15:30	148	5	23	1	0	1	3	0	181	154	7	21	9	0	0	0	3	194
15:45	134	1	21	8	8	0	2	0	174	130	11	31	7	0	1	4	4	188
Hour	524	15	67	26	8	3	12	1	656	510	41	98	29	0	3	5	11	697
16:00	167	4	15	6	4	1	5	5	207	156	12	29	9	0	0	2	0	208
16:15	138	5	21	6	6	1	9	1	187	202	15	35	8	1	0	4	2	267
16:30	149	10	18	1	0	2	3	2	185	168	14	33	5	0	0	2	3	225
16:45	162	4	10	6	1	0	8	1	192	159	8	24	9	0	0	2	3	205
Hour	616	23	64	19	11	4	25	9	771	685	49	121	31	1	0	10	8	905
17:00	156	3	15	3	0	0	6	0	183	162	11	21	4	0	1	4	2	205
17:15	173	6	8	2	0	0	10	7	206	141	7	17	5	0	0	6	4	180
17:30	176	2	11	0	0	0	7	3	199	144	4	11	6	0	1	4	4	174
17:45	174	9	17	4	0	0	6	2	212	184	2	25	6	0	0	6	3	226
Hour	679	20	51	9	0	0	29	12	800	631	24	74	21	0	2	20	13	785
18:00	222	4	13	0	0	0	4	4	247	148	5	15	2	2	0	4	3	179
18:15	180	8	11	2	0	0	4	2	207	142	3	11	2	1	1	4	5	169
18:30	181	3	7	3	0	0	9	1	204	131	3	6	3	0	1	7	8	159
18:45	153	7	6	1	0	0	8	2	177	113	3	10	2	0	1	4	3	136
Hour	736	22	37	6	0	0	25	9	835	534	14	42	9	3	3	19	19	643
19:00	161	6	15	1	0	1	2	0	186	111	5	9	3	0	0	2	3	133
19:15	132	6	4	0	0	0	4	1	147	133	4	7	0	0	0	3	3	150
19:30	136	14	6	1	1	0	2	4	164	117	1	11	2	1	0	4	8	144
19:45	99	7	5	1	0	1	0	2	115	83	3	6	2	1	0	2	5	102
Hour	528	33	30	3	1	2	8	7	612	444	13	33	7	2	0	11	19	529
20:00	69	2	6	1	0	0	2	5	85	92	5	5	2	0	0	1	5	110
20:15	55	3	8	0	0	0	3	0	69	75	3	4	0	0	0	4	0	86
20:30	80	5	3	3	0	0	2	0	93	52	2	3	1	0	0	0	1	59
20:45	71	5	4	2	0	0	1	0	83	65	3	1	2	0	0	2	4	77
Hour	275	15	21	6	0	0	8	5	330	284	13	13	5	0	0	7	10	332
21:00	67	1	3	1	0	0	0	0	72	46	0	0	2	1	0	1	1	51
21:15	70	3	1	1	0	0	2	0	77	60	2	1	2	0	0	0	1	66
21:30	61	4	0	2	0	0	0	0	67	45	2	2	1	0	0	0	1	51
21:45	57	5	1	1	0	0	2	0	66	58	0	1	0	0	0	3	0	62
Hour	255	13	5	5	0	0	4	0	282	209	4	4	5	1	0	4	3	230
22:00	47	6	2	1	0	0	1	0	57	35	1	3	1	0	0	3	0	43
22:15	25	1	1	3	0	0	0	0	30	39	2	0	0	0	0	0	2	43
22:30	32	5	1	0	0	0	5	0	43	24	1	0	3	0	0	4	0	32
22:45	24	11	0	0	0	0	1	0	36	30	3	2	1	0	0	0	1	37
Hour	128	23	4	4	0	0	7	0	166	128	7	5	5	0	0	7	3	155
23:00	19	7	1	1	1	0	1	0	30	11	1	1	0	0	0	1	0	14
23:15	21	8	1	1	0	0	0	0	31	22	1	0	0	0	0	0	0	23
23:30	18	2	0	0	0	0	0	0	20	9	1	0	0	0	0	0	0	10
23:45	15	4	0	0	0	0	0	0	19	9	3	1	1	0	0	0	0	14
Hour	73	21	2	2	1	0	1	0	100	51	6	2	1	0	0	1	0	61
Total	5105	240	512	195	24	10	134	52	6272	4806	274	627	229	9	12	92	106	6155

Site No. 3
Location R131(NW) / Pigoen House Road / R131(SW) / South Bank Road / Sean Moore Road / Diner Access
Date 04 April 2017

Time	To Arm D - South Bank Road								Veh. Total	From Arm D - South Bank Road								Veh. Total
	CAR	TAXI	LGV	HGV	Dbus	Obus	M/C	P/C		CAR	TAXI	LGV	HGV	Dbus	Obus	M/C	P/C	
12:00	13	0	4	12	0	0	0	0	29	11	0	6	9	0	0	0	2	28
12:15	14	0	5	12	0	0	0	0	31	16	1	7	12	0	0	0	0	36
12:30	14	0	5	17	0	0	0	0	36	14	0	7	19	0	0	0	2	42
12:45	12	0	9	10	0	0	0	0	31	11	0	7	18	0	0	0	0	36
Hour	53	0	23	51	0	0	0	0	127	52	1	27	58	0	0	0	4	142
13:00	16	0	4	11	0	0	1	0	32	18	0	5	10	0	0	0	1	34
13:15	12	0	7	12	0	0	0	2	33	14	0	4	16	0	0	0	0	34
13:30	18	1	8	10	0	0	0	0	37	16	2	8	11	0	0	0	2	39
13:45	13	1	7	14	0	0	0	1	36	13	0	4	13	0	0	0	2	32
Hour	59	2	26	47	0	0	1	3	138	61	2	21	50	0	0	0	5	139
14:00	9	0	6	5	0	0	0	3	23	14	0	7	16	0	0	1	0	38
14:15	13	0	6	15	0	1	1	1	37	9	0	6	9	0	0	1	2	27
14:30	13	0	5	14	0	0	1	0	33	15	0	5	14	0	0	1	0	35
14:45	20	0	2	12	0	0	1	1	36	20	0	7	20	0	0	0	1	48
Hour	55	0	19	46	0	1	3	5	129	58	0	25	59	0	0	3	3	148
15:00	13	0	4	11	0	0	0	1	29	11	0	5	12	0	0	0	0	28
15:15	13	1	3	9	0	0	0	0	26	16	2	5	18	0	1	1	1	44
15:30	12	0	2	13	0	0	0	0	27	32	0	7	12	0	0	1	1	53
15:45	13	0	2	5	0	0	1	0	21	24	0	6	14	0	0	1	0	45
Hour	51	1	11	38	0	0	1	1	103	83	2	23	56	0	1	3	2	170
16:00	4	0	5	4	0	0	1	0	14	79	1	9	7	0	0	1	11	108
16:15	8	0	3	14	0	0	0	2	27	20	0	12	11	0	0	1	4	48
16:30	7	1	1	6	0	0	0	0	15	39	0	10	10	0	0	0	3	62
16:45	6	0	3	13	0	0	0	1	23	18	0	5	18	0	0	1	2	44
Hour	25	1	12	37	0	0	1	3	79	156	1	36	46	0	0	3	20	262
17:00	8	0	1	5	0	0	0	0	14	33	1	8	7	0	0	1	6	56
17:15	6	0	1	4	0	0	0	1	12	19	1	9	8	0	0	0	10	47
17:30	11	0	2	5	0	0	0	2	20	43	1	3	2	0	0	2	10	61
17:45	11	0	1	6	0	0	0	1	19	31	1	4	1	0	0	0	1	38
Hour	36	0	5	20	0	0	0	4	65	126	4	24	18	0	0	3	27	202
18:00	5	0	0	1	0	0	0	0	6	71	0	14	2	0	0	1	5	93
18:15	8	0	2	1	0	0	0	2	13	45	1	14	2	0	0	1	5	68
18:30	12	0	1	3	0	0	0	1	17	55	0	8	1	0	0	2	3	69
18:45	4	1	0	1	0	0	1	0	7	35	1	3	1	0	0	2	3	45
Hour	29	1	3	6	0	0	1	3	43	206	2	39	6	0	0	6	16	275
19:00	4	0	1	2	0	0	0	0	7	40	0	7	2	0	0	0	5	54
19:15	9	1	0	0	0	0	1	1	12	13	1	2	1	0	0	0	2	19
19:30	9	0	0	0	1	0	0	3	13	10	0	0	0	1	0	1	3	15
19:45	7	0	0	1	0	0	0	0	8	15	0	1	0	0	0	2	2	20
Hour	29	1	1	3	1	0	1	4	40	78	1	10	3	1	0	3	12	108
20:00	10	0	4	0	0	0	0	5	19	15	0	0	0	0	0	0	4	19
20:15	5	0	1	0	0	0	0	0	6	6	0	2	0	0	0	0	0	8
20:30	5	0	0	0	0	0	0	3	8	9	0	2	0	0	0	0	0	11
20:45	5	0	0	0	0	0	0	0	5	6	2	1	0	0	0	0	0	9
Hour	25	0	5	0	0	0	0	8	38	36	2	5	0	0	0	0	4	47
21:00	1	0	0	0	0	0	0	0	1	1	0	0	0	0	0	0	0	1
21:15	3	0	0	0	0	0	0	0	3	1	0	0	0	0	0	0	0	1
21:30	5	1	0	1	0	0	0	0	7	6	0	0	1	0	0	0	0	7
21:45	6	0	0	0	0	0	0	0	6	7	0	0	0	0	0	0	0	7
Hour	15	1	0	1	0	0	0	0	17	15	0	0	1	0	0	0	0	16
22:00	2	0	0	0	0	0	0	0	2	6	0	0	0	0	0	0	0	6
22:15	2	0	0	0	0	0	0	0	2	2	0	0	0	0	0	0	1	3
22:30	2	0	0	0	0	0	3	0	5	3	0	2	0	0	0	3	1	9
22:45	1	0	0	0	0	0	0	0	1	2	0	0	0	0	0	0	0	2
Hour	7	0	0	0	0	0	3	0	10	13	0	2	0	0	0	3	2	20
23:00	1	0	0	0	0	0	0	0	1	2	0	0	0	0	0	0	0	2
23:15	0	0	0	0	0	0	0	0	0	4	0	0	0	0	0	0	0	4
23:30	3	0	0	0	0	0	0	0	3	6	0	0	0	0	0	0	0	6
23:45	1	2	0	0	0	0	0	0	3	2	0	1	0	0	0	0	0	3
Hour	5	2	0	0	0	0	0	0	7	14	0	1	0	0	0	0	0	15
Total	389	9	105	249	1	1	11	31	796	898	15	213	297	1	1	24	95	1544

Site No. 3
Location R131(NW) / Pigoen House Road / R131(SW) / South Bank Road / Sean Moore Road / Diner Access
Date 04 April 2017

Time	To Arm E - Sean Moore Road								Veh. Total	From Arm E - Sean Moore Road								Veh. Total
	CAR	TAXI	LGV	HGV	Dbus	Obus	M/C	P/C		CAR	TAXI	LGV	HGV	Dbus	Obus	M/C	P/C	
12:00	4	0	1	9	0	0	0	0	14	2	0	1	8	0	0	0	0	11
12:15	2	0	0	4	0	0	0	0	6	3	1	0	7	0	0	0	0	11
12:30	2	0	2	13	0	0	0	0	17	2	0	3	8	0	0	0	0	13
12:45	0	0	0	10	0	0	0	0	10	5	0	1	7	0	0	0	2	15
Hour	8	0	3	36	0	0	0	0	47	12	1	5	30	0	0	0	2	50
13:00	6	0	0	5	0	0	0	0	11	3	0	0	10	0	0	0	0	13
13:15	5	0	1	27	0	0	0	0	33	2	1	0	9	0	0	0	2	14
13:30	4	1	1	9	0	0	0	0	15	7	1	2	10	0	0	0	0	20
13:45	6	0	1	11	0	0	0	0	18	4	1	1	11	0	0	0	1	18
Hour	21	1	3	52	0	0	0	0	77	16	3	3	40	0	0	0	3	65
14:00	2	0	0	16	0	0	0	0	18	4	0	0	9	0	0	0	0	13
14:15	5	0	0	13	0	0	0	0	18	7	0	0	14	0	0	0	0	21
14:30	6	0	1	7	0	0	0	0	14	7	0	0	11	0	0	0	0	18
14:45	4	0	2	11	0	0	0	0	17	5	0	1	14	0	0	0	1	21
Hour	17	0	3	47	0	0	0	0	67	23	0	1	48	0	0	0	1	73
15:00	2	0	1	15	0	0	0	1	19	7	0	2	10	0	0	0	0	19
15:15	4	0	1	11	0	0	0	1	17	3	0	0	10	0	0	0	0	13
15:30	4	0	0	12	0	0	0	0	16	1	0	1	6	0	0	0	0	8
15:45	3	0	1	16	0	0	1	1	22	5	0	0	16	0	0	1	0	22
Hour	13	0	3	54	0	0	1	3	74	16	0	3	42	0	0	1	0	62
16:00	2	0	1	10	0	0	0	0	13	2	0	2	8	0	0	0	0	12
16:15	4	1	1	11	0	0	0	0	17	3	0	0	12	0	0	0	0	15
16:30	4	0	0	9	0	0	0	0	13	2	0	0	9	0	0	0	0	11
16:45	3	0	1	14	0	0	0	0	18	3	0	0	7	0	0	0	0	10
Hour	13	1	3	44	0	0	0	0	61	10	0	2	36	0	0	0	0	48
17:00	4	0	1	3	0	0	0	0	8	5	0	0	8	0	0	0	0	13
17:15	3	0	0	6	0	0	0	0	9	6	0	1	14	0	0	0	0	21
17:30	3	0	0	3	0	0	1	0	7	6	0	1	6	0	0	0	0	13
17:45	3	0	1	2	0	0	0	0	6	4	0	1	2	0	0	0	1	8
Hour	13	0	2	14	0	0	1	0	30	21	0	3	30	0	0	0	1	55
18:00	9	1	0	0	0	0	0	0	10	1	0	1	4	0	0	0	0	6
18:15	11	0	0	0	0	0	0	0	11	9	0	0	0	0	0	0	0	9
18:30	7	0	2	1	0	0	0	0	10	9	0	0	0	0	0	0	0	9
18:45	8	0	0	0	0	0	0	0	8	11	1	2	0	0	0	0	1	15
Hour	35	1	2	1	0	0	0	0	39	30	1	3	4	0	0	0	1	39
19:00	6	1	0	0	0	0	0	0	7	6	2	0	0	0	0	1	0	9
19:15	7	0	1	0	0	0	0	0	8	13	0	1	0	0	0	0	0	14
19:30	2	0	0	0	0	0	0	0	2	6	0	0	0	0	0	0	3	9
19:45	2	0	2	0	0	0	0	2	6	5	0	1	0	0	0	0	0	6
Hour	17	1	3	0	0	0	0	2	23	30	2	2	0	0	0	1	3	38
20:00	1	0	0	0	0	0	0	0	1	4	0	0	0	0	0	0	5	9
20:15	3	0	0	0	0	0	0	0	3	2	0	1	0	0	0	0	1	4
20:30	6	0	0	0	0	0	0	0	6	5	0	1	1	0	0	0	0	7
20:45	4	0	0	0	0	0	0	0	4	7	1	0	0	0	0	0	0	8
Hour	14	0	0	0	0	0	0	0	14	18	1	2	1	0	0	0	6	28
21:00	1	0	0	0	0	0	0	0	1	2	0	1	0	0	0	0	0	3
21:15	5	0	0	0	0	0	0	0	5	7	1	0	0	0	0	0	0	8
21:30	0	0	1	0	0	0	0	0	1	1	0	1	0	0	0	0	0	2
21:45	1	0	0	0	0	0	0	0	1	5	0	0	0	0	0	0	0	5
Hour	7	0	1	0	0	0	0	0	8	15	1	2	0	0	0	0	0	18
22:00	2	0	0	0	0	0	0	0	2	1	0	0	0	0	0	0	0	1
22:15	2	0	0	0	0	0	0	0	2	1	0	0	0	0	0	0	0	1
22:30	0	0	0	0	0	0	0	0	0	2	0	1	0	0	0	0	0	3
22:45	0	0	0	0	0	0	0	0	0	0	0	0	0	0	0	0	0	0
Hour	4	0	0	0	0	0	0	0	4	4	0	1	0	0	0	0	0	5
23:00	3	0	0	0	0	0	0	0	3	2	0	0	0	0	0	0	0	2
23:15	1	0	0	0	0	0	0	0	1	5	0	0	0	0	0	0	0	5
23:30	2	0	0	0	0	0	0	0	2	0	0	0	0	0	0	0	0	0
23:45	0	0	0	0	0	0	0	0	0	0	0	0	0	0	0	0	0	0
Hour	6	0	0	0	0	0	0	0	6	7	0	0	0	0	0	0	0	7
Total	168	4	23	248	0	0	2	5	450	202	9	27	231	0	0	2	17	488

Site No. 3
Location R131(NW) / Pigoen House Road / R131(SW) / South Bank Road / Sean Moore Road / Diner Access
Date 04 April 2017

Time	To Arm F - Diner Access								Veh. Total	From Arm F - Diner Access								Veh. Total
	CAR	TAXI	LGV	HGV	Dbus	Obus	M/C	P/C		CAR	TAXI	LGV	HGV	Dbus	Obus	M/C	P/C	
12:00	0	0	0	0	0	0	0	0	0	0	0	0	0	0	0	0	0	0
12:15	1	0	0	0	0	0	0	0	1	0	0	0	0	0	0	0	0	0
12:30	0	0	0	0	0	0	0	0	0	0	0	0	0	0	0	0	0	0
12:45	2	0	0	0	0	0	0	0	2	0	0	0	0	0	0	0	0	0
Hour	3	0	0	0	0	0	0	0	3	0	0	0	0	0	0	0	0	0
13:00	1	0	0	0	0	0	0	0	1	0	0	0	0	0	0	0	0	0
13:15	1	0	0	0	0	0	0	0	1	0	0	0	0	0	0	0	0	0
13:30	0	0	1	0	0	0	0	0	1	0	0	0	0	0	0	0	0	0
13:45	0	0	0	0	0	0	0	0	0	0	0	0	0	0	0	0	0	0
Hour	2	0	1	0	0	0	0	0	3	0	0	0	0	0	0	0	0	0
14:00	0	0	0	0	0	0	0	3	3	0	0	0	0	0	0	0	0	0
14:15	0	0	0	0	0	0	0	0	0	0	0	0	0	0	0	0	0	0
14:30	1	0	0	1	0	0	0	0	2	0	0	0	0	0	0	0	0	0
14:45	0	0	0	0	0	0	0	0	0	0	0	0	0	0	0	0	0	0
Hour	1	0	0	1	0	0	0	3	5	0	0	0	0	0	0	0	0	0
15:00	0	0	0	0	0	0	0	0	0	0	0	0	0	0	0	0	0	0
15:15	0	0	0	0	0	0	0	0	0	0	0	0	0	0	0	0	0	0
15:30	1	0	0	0	0	0	0	0	1	0	0	0	0	0	0	0	0	0
15:45	0	0	0	0	0	0	0	0	0	0	0	0	0	0	0	0	0	0
Hour	1	0	0	0	0	0	0	0	1	0	0	0	0	0	0	0	0	0
16:00	1	0	0	0	0	0	0	0	1	0	0	0	0	0	0	0	0	0
16:15	0	0	0	0	0	0	0	0	0	0	0	0	0	0	0	0	0	0
16:30	0	0	0	0	0	0	0	0	0	0	0	0	0	0	0	0	0	0
16:45	0	0	0	0	0	0	0	0	0	0	0	0	0	0	0	0	0	0
Hour	1	0	0	0	0	0	0	0	1	0	0	0	0	0	0	0	0	0
17:00	1	0	0	0	0	0	0	0	1	0	0	0	0	0	0	0	0	0
17:15	0	0	0	0	0	0	0	0	0	0	0	0	0	0	0	0	0	0
17:30	0	0	0	0	0	0	0	0	0	0	0	0	0	0	0	0	0	0
17:45	1	0	0	0	0	0	0	0	1	0	0	0	0	0	0	0	0	0
Hour	2	0	0	0	0	0	0	0	2	0	0	0	0	0	0	0	0	0
18:00	0	0	0	0	0	0	0	0	0	0	0	0	0	0	0	0	0	0
18:15	0	0	0	0	0	0	0	0	0	0	0	0	0	0	0	0	0	0
18:30	1	0	0	0	0	0	0	0	1	0	0	0	0	0	0	0	0	0
18:45	0	0	0	0	0	0	0	0	0	0	0	0	0	0	0	0	0	0
Hour	1	0	0	0	0	0	0	0	1	0	0	0	0	0	0	0	0	0
19:00	0	0	0	0	0	0	0	0	0	0	0	0	0	0	0	0	0	0
19:15	1	0	0	0	0	0	0	0	1	0	0	0	0	0	0	0	0	0
19:30	0	0	0	0	0	0	0	0	0	0	0	0	0	0	0	0	0	0
19:45	0	0	0	0	0	0	0	0	0	0	0	0	0	0	0	0	0	0
Hour	1	0	0	0	0	0	0	0	1	0	0	0	0	0	0	0	0	0
20:00	0	0	0	0	0	0	0	0	0	0	0	0	0	0	0	0	0	0
20:15	0	0	0	0	0	0	0	1	1	0	0	0	0	0	0	0	0	0
20:30	0	0	0	0	0	0	0	0	0	0	0	0	0	0	0	0	0	0
20:45	0	0	0	0	0	0	0	0	0	0	0	0	0	0	0	0	0	0
Hour	0	0	0	0	0	0	0	1	1	0	0	0	0	0	0	0	0	0
21:00	0	0	0	0	0	0	0	0	0	0	0	0	0	0	0	0	0	0
21:15	0	0	0	0	0	0	0	0	0	0	0	0	0	0	0	0	0	0
21:30	0	0	0	0	0	0	0	0	0	0	0	0	0	0	0	0	0	0
21:45	0	0	0	0	0	0	0	0	0	0	0	0	0	0	0	0	0	0
Hour	0	0	0	0	0	0	0	0	0	0	0	0	0	0	0	0	0	0
22:00	0	0	0	0	0	0	0	0	0	0	0	0	0	0	0	0	0	0
22:15	0	0	0	0	0	0	0	0	0	0	0	0	0	0	0	0	0	0
22:30	1	0	0	0	0	0	0	0	1	0	0	0	0	0	0	0	0	0
22:45	0	0	0	0	0	0	0	0	0	0	0	0	0	0	0	0	0	0
Hour	1	0	0	0	0	0	0	0	1	0	0	0	0	0	0	0	0	0
23:00	0	0	0	0	0	0	0	0	0	0	0	0	0	0	0	0	0	0
23:15	0	0	0	0	0	0	0	0	0	0	0	0	0	0	0	0	0	0
23:30	0	0	0	0	0	0	0	0	0	0	0	0	0	0	0	0	0	0
23:45	0	0	0	0	0	0	0	0	0	0	0	0	0	0	0	0	0	0
Hour	0	0	0	0	0	0	0	0	0	0	0	0	0	0	0	0	0	0
Total	13	0	1	1	0	0	0	4	19	0	0	0	0	0	0	0	0	0

Site No. 4
Location Sean Moore Road / Beach Road(N) / Cranfield Place / Beach Road(S)
Date 04 April 2017

Time	A to D - Sean Moore Road to Beach Road(S)								Veh. Total	A to C - Sean Moore Road to Cranfield Place								Veh. Total
	CAR	TAXI	LGV	HGV	Dbus	Obus	M/C	P/C		CAR	TAXI	LGV	HGV	Dbus	Obus	M/C	P/C	
00:00	15	0	1	2	0	0	1	0	19	2	1	0	0	0	0	0	0	3
00:15	7	0	1	1	0	0	1	0	10	1	0	0	0	0	0	0	0	1
00:30	12	0	1	0	0	0	0	0	13	1	0	1	0	0	0	0	0	2
00:45	13	0	0	0	0	0	0	0	13	1	0	0	0	0	0	0	0	1
Hour	47	0	3	3	0	0	2	0	55	5	1	1	0	0	0	0	0	7
01:00	10	0	0	0	0	0	0	0	10	0	0	0	0	0	0	0	0	0
01:15	7	0	0	0	0	0	0	0	7	1	0	0	0	0	0	0	0	1
01:30	7	0	0	0	0	0	0	0	7	0	0	0	0	0	0	0	0	0
01:45	2	0	0	0	0	1	0	0	3	0	0	0	0	0	0	0	0	0
Hour	26	0	0	0	0	1	0	0	27	1	0	0	0	0	0	0	0	1
02:00	2	0	1	0	0	0	0	0	3	0	0	0	0	0	0	0	0	0
02:15	2	0	0	1	0	1	1	0	5	0	0	0	0	0	0	0	0	0
02:30	1	0	0	0	0	0	0	0	1	0	0	0	0	0	0	0	0	0
02:45	1	0	0	0	0	0	0	0	1	0	0	0	0	0	0	0	0	0
Hour	6	0	1	1	0	1	1	0	10	0	0	0	0	0	0	0	0	0
03:00	0	0	0	0	0	0	0	0	0	0	0	0	0	0	0	0	0	0
03:15	0	0	2	1	0	0	0	0	3	0	0	0	0	0	0	0	0	0
03:30	1	0	0	0	0	0	0	0	1	0	0	0	0	0	0	0	0	0
03:45	0	0	2	0	0	0	1	0	3	0	0	0	0	0	0	0	0	0
Hour	1	0	4	1	0	0	1	0	7	0	0	0	0	0	0	0	0	0
04:00	1	0	1	0	0	0	0	0	2	0	0	0	0	0	0	0	0	0
04:15	1	0	0	1	0	0	0	0	2	0	0	0	0	0	0	0	0	0
04:30	4	0	0	0	0	0	0	0	4	0	0	0	0	0	0	0	0	0
04:45	3	0	0	0	0	0	0	2	5	1	0	0	0	0	0	0	0	1
Hour	9	0	1	1	0	0	0	2	13	1	0	0	0	0	0	0	0	1
05:00	2	1	0	0	0	0	0	0	3	0	1	0	0	0	0	0	0	1
05:15	7	0	1	1	0	0	0	0	9	0	1	0	0	0	0	0	0	1
05:30	9	0	0	1	0	1	0	0	11	3	0	0	0	0	0	0	0	3
05:45	16	1	0	4	0	0	1	2	24	0	0	0	0	0	0	0	0	0
Hour	34	2	1	6	0	1	1	2	47	3	2	0	0	0	0	0	0	5
06:00	13	0	2	4	0	0	0	0	19	0	1	1	0	0	0	0	2	4
06:15	24	0	3	5	1	1	1	0	35	2	0	2	0	0	0	0	0	4
06:30	52	0	3	5	1	0	2	2	65	6	0	3	0	0	0	0	1	10
06:45	85	1	15	8	0	0	0	1	110	13	1	6	0	0	0	0	0	20
Hour	174	1	23	22	2	1	3	3	229	21	2	12	0	0	0	0	3	38
07:00	141	1	24	14	0	0	3	3	186	10	0	2	1	0	1	0	0	14
07:15	134	0	22	9	2	3	1	4	175	16	1	5	0	0	0	0	0	22
07:30	152	0	22	8	0	1	1	5	189	32	1	3	0	0	0	0	0	36
07:45	148	0	17	7	0	0	1	2	175	23	0	3	0	0	0	3	0	29
Hour	575	1	85	38	2	4	6	14	725	81	2	13	1	0	1	3	0	101
08:00	151	0	18	11	1	2	6	5	194	39	3	5	1	0	0	0	1	49
08:15	129	0	11	3	0	0	4	3	150	44	8	4	0	0	0	1	1	58
08:30	127	0	16	5	0	0	12	2	162	29	6	5	0	0	0	2	0	42
08:45	121	0	15	9	0	0	3	3	151	42	6	2	0	0	0	0	5	55
Hour	528	0	60	28	1	2	25	13	657	154	23	16	1	0	0	3	7	204
09:00	134	0	18	5	0	0	6	4	167	38	2	1	0	0	0	0	1	42
09:15	139	0	4	4	0	3	2	1	153	28	4	2	0	0	0	1	0	35
09:30	98	0	12	5	0	1	3	1	120	28	0	2	0	0	0	0	0	30
09:45	106	0	14	5	0	0	1	2	128	22	1	2	0	0	0	0	0	25
Hour	477	0	48	19	0	4	12	8	568	116	7	7	0	0	0	1	1	132
10:00	97	1	24	3	0	2	1	1	129	13	4	2	0	0	0	0	1	20
10:15	86	0	14	6	0	1	1	1	109	20	1	0	0	0	0	0	0	21
10:30	79	0	13	6	0	2	3	0	103	29	5	1	0	0	0	0	0	35
10:45	96	0	13	7	0	1	1	1	119	9	0	2	0	0	0	0	0	11
Hour	358	1	64	22	0	6	6	3	460	71	10	5	0	0	0	0	1	87
11:00	53	4	10	4	0	2	3	2	78	9	2	1	0	0	0	0	0	12
11:15	71	0	12	4	1	1	0	0	89	9	1	0	0	0	0	1	0	11
11:30	73	1	12	1	0	0	1	3	91	9	0	2	1	0	0	0	0	12
11:45	68	1	18	5	0	2	1	3	98	15	1	2	1	0	0	0	0	19
Hour	265	6	52	14	1	5	5	8	356	42	4	5	2	0	0	1	0	54
Total	2500	11	342	155	6	25	62	53	3154	495	51	59	4	0	1	8	12	630

Site No. 4
Location Sean Moore Road / Beach Road(N) / Cranfield Place / Beach Road(S)
Date 04 April 2017

Time	A to B - Sean Moore Road to Beach Road(N)								Veh. Total	A to A - Sean Moore Road to Sean Moore Road								Veh. Total
	CAR	TAXI	LGV	HGV	Dbus	Obus	M/C	P/C		CAR	TAXI	LGV	HGV	Dbus	Obus	M/C	P/C	
00:00	3	1	1	0	0	0	0	0	5	0	0	0	0	0	0	0	0	0
00:15	3	1	2	0	0	0	0	0	6	0	0	0	0	0	0	0	0	0
00:30	0	0	2	0	0	0	0	0	2	0	0	0	0	0	0	0	0	0
00:45	0	1	0	0	0	0	0	0	1	0	0	0	0	0	0	0	0	0
Hour	6	3	5	0	0	0	0	0	14	0	0	0	0	0	0	0	0	0
01:00	1	1	1	0	0	0	0	0	3	0	0	0	0	0	0	0	0	0
01:15	0	1	0	0	0	0	0	0	1	0	0	0	0	0	0	0	0	0
01:30	1	0	0	0	0	0	0	0	1	0	0	0	0	0	0	0	0	0
01:45	0	1	0	0	0	0	0	0	1	0	0	0	0	0	0	0	0	0
Hour	2	3	1	0	0	0	0	0	6	0	0	0	0	0	0	0	0	0
02:00	0	0	0	0	0	0	0	0	0	0	0	0	0	0	0	0	0	0
02:15	0	0	0	0	0	0	0	0	0	0	0	0	0	0	0	0	0	0
02:30	1	0	0	0	0	0	0	0	1	0	0	0	0	0	0	0	0	0
02:45	2	0	0	0	0	0	0	0	2	0	0	0	0	0	0	0	0	0
Hour	3	0	0	0	0	0	0	0	3	0	0	0	0	0	0	0	0	0
03:00	0	1	0	0	0	0	0	0	1	0	0	0	0	0	0	0	0	0
03:15	0	0	0	0	0	0	0	0	0	0	0	0	0	0	0	0	0	0
03:30	0	0	0	0	0	0	0	0	0	0	0	0	0	0	0	0	0	0
03:45	0	0	0	0	0	0	0	0	0	0	0	0	0	0	0	0	0	0
Hour	0	1	0	0	0	0	0	0	1	0	0	0	0	0	0	0	0	0
04:00	1	1	0	0	0	0	0	0	2	0	0	0	0	0	0	0	0	0
04:15	0	0	0	0	0	0	0	0	0	0	0	0	0	0	0	0	0	0
04:30	0	0	0	0	0	0	0	0	0	0	0	0	0	0	0	0	0	0
04:45	0	0	0	0	0	0	0	0	0	0	0	0	0	0	0	0	0	0
Hour	1	1	0	0	0	0	0	0	2	0	0	0	0	0	0	0	0	0
05:00	0	1	0	0	0	0	0	0	1	0	0	0	0	0	0	0	0	0
05:15	1	1	2	2	0	0	0	0	6	0	0	0	0	0	0	0	0	0
05:30	10	1	2	0	0	0	0	0	13	0	0	0	0	0	0	0	0	0
05:45	16	0	3	0	0	0	0	0	19	0	0	0	0	0	0	0	0	0
Hour	27	3	7	2	0	0	0	0	39	0	0	0	0	0	0	0	0	0
06:00	2	1	0	1	0	0	0	0	4	0	0	0	0	0	0	0	0	0
06:15	1	1	1	0	0	0	0	0	3	0	0	0	0	0	0	0	0	0
06:30	4	1	4	5	0	0	0	0	14	0	0	0	0	0	0	0	0	0
06:45	17	0	1	1	0	0	0	0	19	0	0	0	0	0	0	0	0	0
Hour	24	3	6	7	0	0	0	0	40	0	0	0	0	0	0	0	0	0
07:00	21	0	9	5	0	0	0	0	35	0	0	0	0	0	0	0	0	0
07:15	27	2	7	6	0	1	0	0	43	0	0	0	0	0	0	0	0	0
07:30	34	2	9	6	0	0	1	0	52	0	0	0	0	0	0	0	0	0
07:45	24	1	6	8	0	0	0	0	39	0	0	0	0	0	0	0	0	0
Hour	106	5	31	25	0	1	1	0	169	0	0	0	0	0	0	0	0	0
08:00	40	2	7	2	0	0	0	1	52	0	0	0	0	0	0	0	0	0
08:15	40	6	10	3	0	0	0	0	59	0	0	0	0	0	0	0	0	0
08:30	34	8	3	3	0	1	0	0	49	0	0	0	0	0	0	0	0	0
08:45	34	6	8	2	0	0	1	0	51	0	0	0	0	0	0	0	0	0
Hour	148	22	28	10	0	1	1	1	211	0	0	0	0	0	0	0	0	0
09:00	35	3	9	5	0	1	0	0	53	0	0	0	0	0	0	0	0	0
09:15	30	2	7	4	0	0	2	0	45	0	0	0	0	0	0	0	0	0
09:30	37	2	5	5	0	0	0	1	50	0	0	0	0	0	0	0	0	0
09:45	39	3	7	5	0	0	0	0	54	0	0	0	0	0	0	0	0	0
Hour	141	10	28	19	0	1	2	1	202	0	0	0	0	0	0	0	0	0
10:00	41	0	9	3	0	0	0	0	53	0	0	0	0	0	0	0	0	0
10:15	41	0	11	5	0	0	0	0	57	0	0	0	0	0	0	0	0	0
10:30	22	3	7	5	0	1	0	0	38	0	0	0	0	0	0	0	0	0
10:45	26	3	13	5	0	0	0	0	47	0	0	0	0	0	0	0	0	0
Hour	130	6	40	18	0	1	0	0	195	0	0	0	0	0	0	0	0	0
11:00	21	3	11	2	0	0	0	0	37	0	0	0	0	0	0	0	0	0
11:15	20	1	3	6	0	0	0	1	31	0	0	0	0	0	0	0	0	0
11:30	26	0	11	6	0	0	0	0	43	0	0	0	0	0	0	0	0	0
11:45	30	4	8	1	0	0	0	0	43	0	0	0	0	0	0	0	0	0
Hour	97	8	33	15	0	0	0	1	154	0	0	0	0	0	0	0	0	0
Total	685	65	179	96	0	4	4	3	1036	0	0	0	0	0	0	0	0	0

Site No. 4
Location Sean Moore Road / Beach Road(N) / Cranfield Place / Beach Road(S)
Date 04 April 2017

Time	B to A - Beach Road(N) to Sean Moore Road								Veh. Total	B to D - Beach Road(N) to Beach Road(S)								Veh. Total
	CAR	TAXI	LGV	HGV	Dbus	Obus	M/C	P/C		CAR	TAXI	LGV	HGV	Dbus	Obus	M/C	P/C	
00:00	0	0	0	0	0	0	0	0	0	6	0	1	0	0	0	0	0	7
00:15	0	0	0	0	0	0	0	0	0	6	0	0	0	0	0	0	0	6
00:30	0	0	0	0	0	0	0	0	0	1	0	0	0	0	0	0	0	1
00:45	0	0	0	0	0	0	0	0	0	3	2	1	0	0	0	0	0	6
Hour	0	0	0	0	0	0	0	0	0	16	2	2	0	0	0	0	0	20
01:00	0	0	0	0	0	0	0	0	0	1	3	0	0	0	0	0	0	4
01:15	0	0	0	0	0	0	0	0	0	4	0	0	0	0	0	0	1	5
01:30	0	0	0	0	0	0	0	0	0	1	4	0	0	0	0	0	0	5
01:45	0	0	0	0	0	0	0	0	0	2	0	0	0	0	0	0	0	2
Hour	0	0	0	0	0	0	0	0	0	8	7	0	0	0	0	0	1	16
02:00	0	0	0	0	0	0	0	0	0	5	0	0	0	0	0	0	0	5
02:15	0	0	0	0	0	0	0	0	0	1	0	0	0	0	0	0	0	1
02:30	0	0	0	0	0	0	0	0	0	0	2	0	0	0	0	0	0	2
02:45	0	0	0	0	0	0	0	0	0	1	1	0	0	0	0	0	0	2
Hour	0	0	0	0	0	0	0	0	0	7	3	0	0	0	0	0	0	10
03:00	0	0	0	0	0	0	0	0	0	0	0	0	1	0	0	0	0	1
03:15	0	0	0	0	0	0	0	0	0	1	0	0	0	1	0	0	0	2
03:30	0	0	0	0	0	0	0	0	0	2	0	2	0	0	0	0	0	4
03:45	0	0	0	0	0	0	0	0	0	1	2	0	0	0	0	0	0	3
Hour	0	0	0	0	0	0	0	0	0	4	2	2	1	1	0	0	0	10
04:00	0	0	0	0	0	0	0	0	0	0	1	1	0	0	0	0	0	2
04:15	0	0	0	0	0	0	0	0	0	1	1	0	0	0	0	0	0	2
04:30	0	0	0	0	0	0	0	0	0	3	0	2	0	0	0	0	0	5
04:45	0	0	0	0	0	0	0	0	0	1	3	0	0	0	0	0	0	4
Hour	0	0	0	0	0	0	0	0	0	5	5	3	0	0	0	0	0	13
05:00	0	0	0	0	0	0	0	0	0	0	0	1	0	0	0	0	0	1
05:15	0	0	0	0	0	0	0	0	0	5	0	0	0	0	0	0	0	5
05:30	0	0	0	0	0	0	0	0	0	15	5	0	0	0	0	0	1	21
05:45	0	0	0	0	0	0	0	0	0	16	0	1	0	0	0	0	0	17
Hour	0	0	0	0	0	0	0	0	0	36	5	2	0	0	0	0	1	44
06:00	0	0	0	0	0	0	0	0	0	15	2	1	0	0	0	0	0	18
06:15	0	0	0	0	0	0	0	0	0	16	4	3	0	0	0	0	1	24
06:30	0	0	0	0	0	0	0	0	0	27	3	3	2	0	0	1	1	37
06:45	0	0	0	0	0	0	0	0	0	40	2	6	1	0	0	0	6	55
Hour	0	0	0	0	0	0	0	0	0	98	11	13	3	0	0	1	8	134
07:00	0	0	0	0	0	0	0	0	0	39	1	10	1	0	0	0	4	55
07:15	0	0	0	0	0	0	0	0	0	37	2	5	0	0	0	2	3	49
07:30	0	0	0	0	0	0	0	0	0	38	0	11	2	0	0	1	2	54
07:45	0	0	0	0	0	0	0	0	0	57	1	5	3	0	0	2	7	75
Hour	0	0	0	0	0	0	0	0	0	171	4	31	6	0	0	5	16	233
08:00	0	0	0	0	0	0	0	0	0	37	2	7	0	0	0	0	4	50
08:15	0	0	0	0	0	0	0	0	0	40	3	6	1	0	0	0	6	56
08:30	0	0	0	0	0	0	0	0	0	46	3	7	2	1	0	3	8	70
08:45	0	0	0	0	0	0	0	0	0	40	1	3	2	0	0	0	4	50
Hour	0	0	0	0	0	0	0	0	0	163	9	23	5	1	0	3	22	226
09:00	0	0	0	0	0	0	0	0	0	25	7	8	0	0	0	1	4	45
09:15	0	0	0	0	0	0	0	0	0	27	8	8	0	0	1	1	2	47
09:30	0	0	0	0	0	0	0	0	0	34	3	5	0	0	0	2	2	46
09:45	0	0	0	0	0	0	0	0	0	29	2	4	1	0	0	1	1	38
Hour	0	0	0	0	0	0	0	0	0	115	20	25	1	0	1	5	9	176
10:00	0	0	0	0	0	0	0	0	0	25	4	10	0	0	2	1	1	43
10:15	0	0	0	0	0	0	0	0	0	22	3	4	0	0	0	0	1	30
10:30	0	0	0	0	0	0	0	0	0	30	0	13	3	0	0	0	3	49
10:45	0	0	0	0	0	0	0	0	0	31	4	5	2	0	0	0	0	42
Hour	0	0	0	0	0	0	0	0	0	108	11	32	5	0	2	1	5	164
11:00	0	0	0	0	0	0	0	0	0	27	4	5	1	0	0	0	0	37
11:15	0	0	0	0	0	0	0	0	0	35	5	5	1	0	0	0	2	48
11:30	0	0	0	0	0	0	0	0	0	33	3	8	1	0	0	1	0	46
11:45	0	0	0	0	0	0	0	0	0	31	3	5	1	0	0	1	4	45
Hour	0	0	0	0	0	0	0	0	0	126	15	23	4	0	0	2	6	176
Total	0	0	0	0	0	0	0	0	0	857	94	156	25	2	3	17	68	1222

Site No. 4
Location Sean Moore Road / Beach Road(N) / Cranfield Place / Beach Road(S)
Date 04 April 2017

Time	B to C - Beach Road(N) to Cranfield Place								Veh. Total	B to B - Beach Road(N) to Beach Road(N)								Veh. Total
	CAR	TAXI	LGV	HGV	Dbus	Obus	M/C	P/C		CAR	TAXI	LGV	HGV	Dbus	Obus	M/C	P/C	
00:00	0	0	0	0	0	0	0	0	0	0	0	0	0	0	0	0	0	0
00:15	0	0	0	0	0	0	0	0	0	0	0	0	0	0	0	0	0	0
00:30	0	0	0	0	0	0	0	0	0	0	0	0	0	0	0	0	0	0
00:45	0	0	0	0	0	0	0	0	0	0	0	0	0	0	0	0	0	0
Hour	0	0	0	0	0	0	0	0	0	0	0	0	0	0	0	0	0	0
01:00	0	0	0	0	0	0	0	0	0	0	0	0	0	0	0	0	0	0
01:15	0	0	0	0	0	0	0	0	0	0	0	0	0	1	0	0	0	1
01:30	0	0	0	0	0	0	0	0	0	0	0	0	0	0	0	0	0	0
01:45	0	0	0	0	0	0	0	0	0	0	0	0	0	0	0	0	0	0
Hour	0	0	0	0	0	0	0	0	0	0	0	0	0	1	0	0	0	1
02:00	0	0	0	0	0	0	0	0	0	0	0	0	0	0	0	0	0	0
02:15	0	0	0	0	0	0	0	0	0	0	0	0	0	0	0	0	0	0
02:30	0	0	0	0	0	0	0	0	0	0	0	0	0	0	0	0	0	0
02:45	0	0	0	0	0	0	0	0	0	1	0	0	0	0	0	0	0	1
Hour	0	0	0	0	0	0	0	0	0	1	0	0	0	0	0	0	0	1
03:00	0	0	0	0	0	0	0	0	0	0	0	0	0	0	0	0	0	0
03:15	0	0	0	0	0	0	0	0	0	0	0	0	0	0	0	0	0	0
03:30	0	0	0	0	0	0	0	0	0	0	0	0	0	0	0	0	0	0
03:45	0	0	0	0	0	0	0	0	0	0	0	0	0	0	0	0	0	0
Hour	0	0	0	0	0	0	0	0	0	0	0	0	0	0	0	0	0	0
04:00	0	0	0	0	0	0	0	0	0	0	0	0	0	0	0	0	0	0
04:15	0	0	0	0	0	0	0	0	0	0	0	1	0	0	0	0	0	1
04:30	0	0	0	0	0	0	0	0	0	0	0	0	0	0	0	0	0	0
04:45	0	0	0	0	0	0	0	0	0	0	0	0	0	0	0	0	0	0
Hour	0	0	0	0	0	0	0	0	0	0	0	1	0	0	0	0	0	1
05:00	0	0	0	0	0	0	0	0	0	0	0	0	0	0	0	0	0	0
05:15	0	0	0	0	0	0	0	0	0	0	0	0	0	0	0	0	0	0
05:30	0	0	0	0	0	0	0	0	0	0	0	0	0	0	0	0	0	0
05:45	0	0	0	0	0	0	0	0	0	2	0	0	0	0	0	0	0	2
Hour	0	0	0	0	0	0	0	0	0	2	0	0	0	0	0	0	0	2
06:00	0	0	0	0	0	0	0	0	0	2	0	0	0	0	0	0	0	2
06:15	0	0	0	0	0	0	0	0	0	1	0	2	0	0	0	0	1	4
06:30	0	0	0	0	0	0	0	0	0	3	0	4	0	0	0	0	0	7
06:45	0	0	0	0	0	0	0	0	0	7	0	0	0	0	0	0	0	7
Hour	0	0	0	0	0	0	0	0	0	13	0	6	0	0	0	0	1	20
07:00	0	0	0	0	0	0	0	0	0	3	0	2	0	0	0	0	0	5
07:15	0	0	0	1	0	0	0	0	1	3	0	1	2	0	0	0	0	6
07:30	0	0	0	0	0	0	0	0	0	1	0	0	1	0	0	0	0	2
07:45	2	0	0	1	0	0	0	0	3	4	0	1	0	0	0	1	0	6
Hour	2	0	0	2	0	0	0	0	4	11	0	4	3	0	0	1	0	19
08:00	4	1	1	0	0	0	0	0	6	2	0	0	0	0	0	0	0	2
08:15	3	0	1	0	0	0	0	0	4	2	1	0	0	0	0	0	0	3
08:30	1	0	2	0	0	0	0	0	3	6	0	2	0	0	0	1	0	9
08:45	3	0	1	0	0	0	0	1	5	3	0	0	1	0	0	2	0	6
Hour	11	1	5	0	0	0	0	1	18	13	1	2	1	0	0	3	0	20
09:00	1	1	0	0	0	0	0	0	2	1	0	0	0	0	0	0	0	1
09:15	3	0	0	0	0	0	0	0	3	1	0	3	0	0	0	0	0	4
09:30	2	0	2	0	0	0	0	0	4	3	0	2	0	0	0	0	0	5
09:45	5	0	0	0	0	0	1	0	6	3	0	2	0	0	0	0	0	5
Hour	11	1	2	0	0	0	1	0	15	8	0	7	0	0	0	0	0	15
10:00	2	0	2	0	0	0	0	0	4	4	0	2	0	0	0	0	0	6
10:15	0	0	0	0	0	0	0	0	0	2	1	1	0	0	0	0	0	4
10:30	1	0	1	0	0	0	0	0	2	0	0	0	1	0	0	0	0	1
10:45	0	0	0	2	0	0	0	0	2	3	0	0	0	0	0	0	0	3
Hour	3	0	3	2	0	0	0	0	8	9	1	3	1	0	0	0	0	14
11:00	1	0	0	0	0	0	0	1	2	2	0	1	1	0	0	0	0	4
11:15	1	0	2	0	0	0	0	1	4	2	0	2	0	0	0	0	0	4
11:30	0	0	1	0	0	0	0	0	1	1	0	0	0	0	0	0	0	1
11:45	0	0	1	0	0	0	0	0	1	2	0	0	0	0	0	0	0	2
Hour	2	0	4	0	0	0	0	2	8	7	0	3	1	0	0	0	0	11
Total	29	2	14	4	0	0	1	3	53	64	2	26	6	1	0	4	1	104

Site No. 4
Location Sean Moore Road / Beach Road(N) / Cranfield Place / Beach Road(S)
Date 04 April 2017

Time	C to B - Cranfield Place to Beach Road(N)								Veh. Total	C to A - Cranfield Place to Sean Moore Road								Veh. Total
	CAR	TAXI	LGV	HGV	Dbus	Obus	M/C	P/C		CAR	TAXI	LGV	HGV	Dbus	Obus	M/C	P/C	
00:00	0	0	0	0	0	0	0	0	0	0	0	0	0	0	0	0	0	0
00:15	0	0	0	0	0	0	0	0	0	0	0	0	0	0	0	0	0	0
00:30	0	0	0	0	0	0	0	0	0	0	0	0	0	0	0	0	0	0
00:45	0	0	0	0	0	0	0	0	0	0	0	0	0	0	0	0	0	0
Hour	0	0	0	0	0	0	0	0	0	0	0	0	0	0	0	0	0	0
01:00	0	0	0	0	0	0	0	0	0	0	0	0	0	0	0	0	0	0
01:15	0	0	0	0	0	0	0	0	0	0	0	0	0	0	0	0	0	0
01:30	0	0	0	0	0	0	0	0	0	0	0	0	0	0	0	0	0	0
01:45	0	0	0	0	0	0	0	0	0	0	0	0	0	0	0	0	0	0
Hour	0	0	0	0	0	0	0	0	0	0	0	0	0	0	0	0	0	0
02:00	0	0	0	0	0	0	0	0	0	0	0	0	0	0	0	0	0	0
02:15	0	0	0	0	0	0	0	0	0	0	0	0	0	0	0	0	0	0
02:30	0	0	0	0	0	0	0	0	0	0	0	0	0	0	0	0	0	0
02:45	0	0	0	0	0	0	0	0	0	0	0	0	0	0	0	0	0	0
Hour	0	0	0	0	0	0	0	0	0	0	0	0	0	0	0	0	0	0
03:00	0	0	0	0	0	0	0	0	0	0	0	0	0	0	0	0	0	0
03:15	0	0	0	0	0	0	0	0	0	0	0	0	0	0	0	0	0	0
03:30	0	0	0	0	0	0	0	0	0	0	0	0	0	0	0	0	0	0
03:45	0	0	0	0	0	0	0	0	0	0	0	0	0	0	0	0	0	0
Hour	0	0	0	0	0	0	0	0	0	0	0	0	0	0	0	0	0	0
04:00	0	0	0	0	0	0	0	0	0	0	0	0	0	0	0	0	0	0
04:15	0	0	0	0	0	0	0	0	0	0	0	0	0	0	0	0	0	0
04:30	0	0	0	0	0	0	0	0	0	0	0	0	0	0	0	0	0	0
04:45	0	0	0	0	0	0	0	0	0	0	0	0	0	0	0	0	0	0
Hour	0	0	0	0	0	0	0	0	0	0	0	0	0	0	0	0	0	0
05:00	0	0	0	0	0	0	0	0	0	0	0	0	0	0	0	0	0	0
05:15	0	0	0	0	0	0	0	0	0	0	0	0	0	0	0	0	0	0
05:30	0	0	0	0	0	0	0	0	0	0	0	0	0	0	0	0	0	0
05:45	0	0	0	0	0	0	0	0	0	0	0	0	0	0	0	0	0	0
Hour	0	0	0	0	0	0	0	0	0	0	0	0	0	0	0	0	0	0
06:00	0	0	0	0	0	0	0	0	0	0	0	0	0	0	0	0	0	0
06:15	0	0	0	0	0	0	0	0	0	0	0	0	0	0	0	0	0	0
06:30	0	0	0	0	0	0	0	0	0	0	0	0	0	0	0	0	0	0
06:45	0	0	0	0	0	0	0	0	0	0	0	0	0	0	0	0	0	0
Hour	0	0	0	0	0	0	0	0	0	0	0	0	0	0	0	0	0	0
07:00	0	0	0	0	0	0	0	0	0	0	0	0	0	0	0	0	0	0
07:15	0	0	0	0	0	0	0	0	0	0	0	0	0	0	0	0	0	0
07:30	0	0	0	0	0	0	0	0	0	0	0	0	0	0	0	0	0	0
07:45	0	0	0	0	0	0	0	0	0	0	0	0	0	0	0	0	0	0
Hour	0	0	0	0	0	0	0	0	0	0	0	0	0	0	0	0	0	0
08:00	0	0	0	0	0	0	0	0	0	0	0	0	0	0	0	0	0	0
08:15	0	0	0	0	0	0	0	0	0	0	0	0	0	0	0	0	0	0
08:30	0	0	0	0	0	0	0	0	0	0	0	0	0	0	0	0	0	0
08:45	0	0	0	0	0	0	0	0	0	0	0	0	0	0	0	0	0	0
Hour	0	0	0	0	0	0	0	0	0	0	0	0	0	0	0	0	0	0
09:00	0	0	0	0	0	0	0	0	0	0	0	0	0	0	0	0	0	0
09:15	0	0	0	0	0	0	0	0	0	0	0	0	0	0	0	0	0	0
09:30	0	0	0	0	0	0	0	0	0	0	0	0	0	0	0	0	0	0
09:45	0	0	0	0	0	0	0	0	0	0	0	0	0	0	0	0	0	0
Hour	0	0	0	0	0	0	0	0	0	0	0	0	0	0	0	0	0	0
10:00	0	0	0	0	0	0	0	0	0	0	0	0	0	0	0	0	0	0
10:15	0	0	0	0	0	0	0	0	0	0	0	0	0	0	0	0	0	0
10:30	0	0	0	0	0	0	0	0	0	0	0	0	0	0	0	0	0	0
10:45	0	0	0	0	0	0	0	0	0	0	0	0	0	0	0	0	0	0
Hour	0	0	0	0	0	0	0	0	0	0	0	0	0	0	0	0	0	0
11:00	0	0	0	0	0	0	0	0	0	0	0	0	0	0	0	0	0	0
11:15	0	0	0	0	0	0	0	0	0	0	0	0	0	0	0	0	0	0
11:30	0	0	0	0	0	0	0	0	0	0	0	0	0	0	0	0	0	0
11:45	0	0	0	0	0	0	0	0	0	0	0	0	0	0	0	0	0	0
Hour	0	0	0	0	0	0	0	0	0	0	0	0	0	0	0	0	0	0
Total	0	0	0	0	0	0	0	0	0	0	0	0	0	0	0	0	0	0

Site No. 4
Location Sean Moore Road / Beach Road(N) / Cranfield Place / Beach Road(S)
Date 04 April 2017

Time	C to D - Cranfield Place to Beach Road(S)								Veh. Total	C to C - Cranfield Place to Cranfield Place								Veh. Total
	CAR	TAXI	LGV	HGV	Dbus	Obus	M/C	P/C		CAR	TAXI	LGV	HGV	Dbus	Obus	M/C	P/C	
00:00	0	0	0	0	0	0	0	0	0	0	0	0	0	0	0	0	0	0
00:15	0	0	0	0	0	0	0	0	0	0	0	0	0	0	0	0	0	0
00:30	0	0	0	0	0	0	0	0	0	0	0	0	0	0	0	0	0	0
00:45	0	0	0	0	0	0	0	0	0	0	0	0	0	0	0	0	0	0
Hour	0	0	0	0	0	0	0	0	0	0	0	0	0	0	0	0	0	0
01:00	0	0	0	0	0	0	0	0	0	0	0	0	0	0	0	0	0	0
01:15	0	0	0	0	0	0	0	0	0	0	0	0	0	0	0	0	0	0
01:30	0	0	0	0	0	0	0	0	0	0	0	0	0	0	0	0	0	0
01:45	0	0	0	0	0	0	0	0	0	0	0	0	0	0	0	0	0	0
Hour	0	0	0	0	0	0	0	0	0	0	0	0	0	0	0	0	0	0
02:00	0	0	0	0	0	0	0	0	0	0	0	0	0	0	0	0	0	0
02:15	0	0	0	0	0	0	0	0	0	0	0	0	0	0	0	0	0	0
02:30	0	0	0	0	0	0	0	0	0	0	0	0	0	0	0	0	0	0
02:45	0	0	0	0	0	0	0	0	0	0	0	0	0	0	0	0	0	0
Hour	0	0	0	0	0	0	0	0	0	0	0	0	0	0	0	0	0	0
03:00	0	0	0	0	0	0	0	0	0	0	0	0	0	0	0	0	0	0
03:15	0	0	0	0	0	0	0	0	0	0	0	0	0	0	0	0	0	0
03:30	0	0	0	0	0	0	0	0	0	0	0	0	0	0	0	0	0	0
03:45	0	0	0	0	0	0	0	0	0	0	0	0	0	0	0	0	0	0
Hour	0	0	0	0	0	0	0	0	0	0	0	0	0	0	0	0	0	0
04:00	0	0	0	0	0	0	0	0	0	0	0	0	0	0	0	0	0	0
04:15	0	0	0	0	0	0	0	0	0	0	0	0	0	0	0	0	0	0
04:30	0	0	0	0	0	0	0	0	0	0	0	0	0	0	0	0	0	0
04:45	0	0	0	0	0	0	0	0	0	0	0	0	0	0	0	0	0	0
Hour	0	0	0	0	0	0	0	0	0	0	0	0	0	0	0	0	0	0
05:00	0	0	0	0	0	0	0	0	0	0	0	0	0	0	0	0	0	0
05:15	0	0	0	0	0	0	0	0	0	0	0	0	0	0	0	0	0	0
05:30	0	0	0	0	0	0	0	0	0	0	0	0	0	0	0	0	0	0
05:45	0	0	0	0	0	0	0	0	0	0	0	0	0	0	0	0	0	0
Hour	0	0	0	0	0	0	0	0	0	0	0	0	0	0	0	0	0	0
06:00	0	0	0	0	0	0	0	0	0	0	0	0	0	0	0	0	0	0
06:15	0	0	0	0	0	0	0	0	0	0	0	0	0	0	0	0	0	0
06:30	0	0	0	0	0	0	0	0	0	0	0	0	0	0	0	0	0	0
06:45	0	0	0	0	0	0	0	0	0	0	0	0	0	0	0	0	0	0
Hour	0	0	0	0	0	0	0	0	0	0	0	0	0	0	0	0	0	0
07:00	0	0	0	0	0	0	0	0	0	0	0	0	0	0	0	0	0	0
07:15	0	0	0	0	0	0	0	0	0	0	0	0	0	0	0	0	0	0
07:30	0	0	0	0	0	0	0	0	0	0	0	0	0	0	0	0	0	0
07:45	0	0	0	0	0	0	0	0	0	0	0	0	0	0	0	0	0	0
Hour	0	0	0	0	0	0	0	0	0	0	0	0	0	0	0	0	0	0
08:00	0	0	0	0	0	0	0	0	0	0	0	0	0	0	0	0	0	0
08:15	0	0	0	0	0	0	0	0	0	0	0	0	0	0	0	0	0	0
08:30	0	0	0	0	0	0	0	0	0	0	0	0	0	0	0	0	0	0
08:45	0	0	0	0	0	0	0	0	0	0	0	0	0	0	0	0	0	0
Hour	0	0	0	0	0	0	0	0	0	0	0	0	0	0	0	0	0	0
09:00	0	0	0	0	0	0	0	0	0	0	0	0	0	0	0	0	0	0
09:15	0	0	0	0	0	0	0	0	0	0	0	0	0	0	0	0	0	0
09:30	0	0	0	0	0	0	0	0	0	0	0	0	0	0	0	0	0	0
09:45	0	0	0	0	0	0	0	0	0	0	0	0	0	0	0	0	0	0
Hour	0	0	0	0	0	0	0	0	0	0	0	0	0	0	0	0	0	0
10:00	0	0	0	0	0	0	0	0	0	0	0	0	0	0	0	0	0	0
10:15	0	0	0	0	0	0	0	0	0	0	0	0	0	0	0	0	0	0
10:30	0	0	0	0	0	0	0	0	0	0	0	0	0	0	0	0	0	0
10:45	0	0	0	0	0	0	0	0	0	0	0	0	0	0	0	0	0	0
Hour	0	0	0	0	0	0	0	0	0	0	0	0	0	0	0	0	0	0
11:00	0	0	0	0	0	0	0	0	0	0	0	0	0	0	0	0	0	0
11:15	0	0	0	0	0	0	0	0	0	0	0	0	0	0	0	0	0	0
11:30	0	0	0	0	0	0	0	0	0	0	0	0	0	0	0	0	0	0
11:45	0	0	0	0	0	0	0	0	0	0	0	0	0	0	0	0	0	0
Hour	0	0	0	0	0	0	0	0	0	0	0	0	0	0	0	0	0	0
Total	0	0	0	0	0	0	0	0	0	0	0	0	0	0	0	0	0	0

Site No. 4
Location Sean Moore Road / Beach Road(N) / Cranfield Place / Beach Road(S)
Date 04 April 2017

Time	D to C - Beach Road(S) to Cranfield Place								Veh. Total	D to B - Beach Road(S) to Beach Road(N)								Veh. Total
	CAR	TAXI	LGV	HGV	Dbus	Obus	M/C	P/C		CAR	TAXI	LGV	HGV	Dbus	Obus	M/C	P/C	
00:00	0	0	0	0	0	0	0	0	0	11	1	2	1	1	0	0	0	16
00:15	0	0	0	0	0	0	0	0	0	4	1	0	1	0	0	0	0	6
00:30	0	0	0	0	0	0	0	0	0	7	0	0	0	0	0	0	0	7
00:45	0	0	0	0	0	0	0	0	0	4	0	0	1	0	0	0	0	5
Hour	0	0	0	0	0	0	0	0	0	26	2	2	3	1	0	0	0	34
01:00	0	0	0	0	0	0	0	0	0	3	0	0	0	0	0	0	0	3
01:15	0	0	0	0	0	0	0	0	0	4	0	0	1	0	0	0	0	5
01:30	0	0	0	0	0	0	0	0	0	3	0	0	1	0	0	0	1	5
01:45	0	0	0	0	0	0	0	0	0	2	1	0	1	0	0	0	0	4
Hour	0	0	0	0	0	0	0	0	0	12	1	0	3	0	0	0	1	17
02:00	1	0	0	0	0	0	0	0	1	2	0	0	0	0	0	0	0	2
02:15	0	0	0	0	0	0	0	0	0	0	0	0	0	0	0	0	0	0
02:30	1	0	0	0	0	0	0	0	1	1	0	2	0	0	0	0	0	3
02:45	0	0	0	0	0	0	0	0	0	0	0	0	1	0	0	0	0	1
Hour	2	0	0	0	0	0	0	0	2	3	0	2	1	0	0	0	0	6
03:00	0	0	0	0	0	0	0	0	0	2	0	0	0	0	0	0	0	2
03:15	0	0	0	0	0	0	0	0	0	0	0	0	0	0	0	0	0	0
03:30	0	0	0	0	0	0	0	0	0	2	0	0	0	0	0	0	0	2
03:45	0	0	1	0	0	0	0	0	1	4	0	1	2	0	0	1	0	8
Hour	0	0	1	0	0	0	0	0	1	8	0	1	2	0	0	1	0	12
04:00	0	0	0	0	0	0	0	0	0	7	0	0	1	0	0	0	0	8
04:15	0	0	0	0	0	0	0	0	0	12	0	0	2	0	1	0	0	15
04:30	0	0	0	0	0	0	0	0	0	17	0	1	2	0	0	0	0	20
04:45	0	0	0	0	0	0	0	0	0	23	0	1	0	0	0	0	0	24
Hour	0	0	0	0	0	0	0	0	0	59	0	2	5	0	1	0	0	67
05:00	1	0	0	0	0	0	0	0	1	29	0	1	1	0	0	0	0	31
05:15	0	0	0	0	0	0	0	0	0	33	0	1	2	0	1	0	0	37
05:30	0	0	0	0	0	0	0	0	0	29	2	0	1	0	0	0	1	33
05:45	0	0	0	0	0	0	0	0	0	33	0	3	4	0	0	1	1	42
Hour	1	0	0	0	0	0	0	0	1	124	2	5	8	0	1	1	2	143
06:00	1	0	1	0	0	0	0	1	3	51	0	5	4	0	0	0	1	61
06:15	0	1	0	0	0	0	0	0	1	63	1	5	3	0	0	2	3	77
06:30	0	0	0	0	0	0	0	0	0	72	2	7	1	0	1	5	2	90
06:45	2	0	0	1	0	0	0	0	3	105	8	15	3	0	0	0	1	132
Hour	3	1	1	1	0	0	0	1	7	291	11	32	11	0	1	7	7	360
07:00	0	0	0	1	0	0	0	0	1	181	13	15	6	0	1	2	6	224
07:15	3	0	0	1	0	0	0	1	5	152	5	17	1	2	0	3	7	187
07:30	5	0	0	0	0	0	0	0	5	217	1	12	1	0	0	4	20	255
07:45	6	0	0	0	0	0	0	0	6	216	1	16	0	0	1	3	18	255
Hour	14	0	0	2	0	0	0	1	17	766	20	60	8	2	2	12	51	921
08:00	1	0	2	0	0	0	0	0	3	213	2	6	1	1	0	6	19	248
08:15	3	0	0	0	0	0	0	0	3	172	0	13	2	0	0	9	26	222
08:30	4	0	0	0	0	0	0	3	7	182	2	6	1	0	1	3	35	230
08:45	6	0	0	0	0	0	0	1	7	168	7	18	4	1	1	9	31	239
Hour	14	0	2	0	0	0	0	4	20	735	11	43	8	2	2	27	111	939
09:00	2	1	1	0	0	0	0	0	4	165	8	13	2	5	1	4	15	213
09:15	2	0	0	0	0	0	0	0	2	162	10	9	9	0	1	2	14	207
09:30	0	0	1	0	0	0	0	0	1	149	8	7	7	6	2	2	3	184
09:45	2	0	0	0	0	0	0	0	2	146	4	10	7	4	0	0	5	176
Hour	6	1	2	0	0	0	0	0	9	622	30	39	25	15	4	8	37	780
10:00	4	0	0	1	0	0	0	0	5	117	11	10	3	0	0	6	1	148
10:15	1	0	1	0	0	0	0	0	2	98	6	14	5	4	0	2	2	131
10:30	4	0	0	0	0	0	0	0	4	120	9	12	5	0	2	2	2	152
10:45	1	0	1	0	0	0	0	1	3	85	10	13	6	1	0	1	4	120
Hour	10	0	2	1	0	0	0	1	14	420	36	49	19	5	2	11	9	551
11:00	1	0	0	0	0	0	0	0	1	82	7	9	3	0	0	1	2	104
11:15	1	0	1	0	0	0	0	0	2	94	8	21	4	1	1	2	4	135
11:30	2	0	0	0	0	0	0	0	2	83	5	21	3	0	0	1	3	116
11:45	0	0	0	0	0	0	0	0	0	88	5	20	3	0	0	0	1	117
Hour	4	0	1	0	0	0	0	0	5	347	25	71	13	1	1	4	10	472
Total	54	2	9	4	0	0	0	7	76	3413	138	306	106	26	14	71	228	4302

Site No. 4
Location Sean Moore Road / Beach Road(N) / Cranfield Place / Beach Road(S)
Date 04 April 2017

Time	D to A - Beach Road(S) to Sean Moore Road								Veh. Total	D to D - Beach Road(S) to Beach Road(S)								Veh. Total
	CAR	TAXI	LGV	HGV	Dbus	Obus	M/C	P/C		CAR	TAXI	LGV	HGV	Dbus	Obus	M/C	P/C	
00:00	0	0	0	0	0	0	0	0	0	0	0	0	0	0	0	0	0	0
00:15	0	0	0	0	0	0	0	0	0	0	0	0	0	0	0	0	0	0
00:30	0	0	0	0	0	0	0	0	0	0	0	0	0	0	0	0	0	0
00:45	0	0	0	0	0	0	0	0	0	0	0	0	0	0	0	0	0	0
Hour	0	0	0	0	0	0	0	0	0	0	0	0	0	0	0	0	0	0
01:00	0	0	0	0	0	0	0	0	0	0	0	0	0	0	0	0	0	0
01:15	0	0	0	0	0	0	0	0	0	0	0	0	0	0	0	0	0	0
01:30	0	0	0	0	0	0	0	0	0	0	0	0	0	0	0	0	0	0
01:45	0	0	0	0	0	0	0	0	0	0	0	0	0	0	0	0	0	0
Hour	0	0	0	0	0	0	0	0	0	0	0	0	0	0	0	0	0	0
02:00	0	0	0	0	0	0	0	0	0	0	0	0	0	0	0	0	0	0
02:15	0	0	0	0	0	0	0	0	0	0	0	0	0	0	0	0	0	0
02:30	0	0	0	0	0	0	0	0	0	0	0	0	0	0	0	0	0	0
02:45	0	0	0	0	0	0	0	0	0	0	0	0	0	0	0	0	0	0
Hour	0	0	0	0	0	0	0	0	0	0	0	0	0	0	0	0	0	0
03:00	0	0	0	0	0	0	0	0	0	0	0	0	0	0	0	0	0	0
03:15	0	0	0	0	0	0	0	0	0	0	0	0	0	0	0	0	0	0
03:30	0	0	0	0	0	0	0	0	0	0	0	0	0	0	0	0	0	0
03:45	0	0	0	0	0	0	0	0	0	0	0	0	0	0	0	0	0	0
Hour	0	0	0	0	0	0	0	0	0	0	0	0	0	0	0	0	0	0
04:00	0	0	0	0	0	0	0	0	0	0	0	0	0	0	0	0	0	0
04:15	0	0	0	0	0	0	0	0	0	0	0	0	0	0	0	0	0	0
04:30	0	0	0	0	0	0	0	0	0	0	0	0	0	0	0	0	0	0
04:45	0	0	0	0	0	0	0	0	0	0	0	0	0	0	0	0	0	0
Hour	0	0	0	0	0	0	0	0	0	0	0	0	0	0	0	0	0	0
05:00	0	0	0	0	0	0	0	0	0	0	0	0	0	0	0	0	0	0
05:15	0	0	0	0	0	0	0	0	0	0	0	0	0	0	0	0	0	0
05:30	0	0	0	0	0	0	0	0	0	0	0	0	0	0	0	0	0	0
05:45	0	0	0	0	0	0	0	0	0	0	0	0	0	0	0	0	0	0
Hour	0	0	0	0	0	0	0	0	0	0	0	0	0	0	0	0	0	0
06:00	0	0	0	0	0	0	0	0	0	0	0	0	0	0	0	0	0	0
06:15	0	0	0	0	0	0	0	0	0	0	0	0	0	0	0	0	0	0
06:30	0	0	0	0	0	0	0	0	0	0	0	0	0	0	0	0	0	0
06:45	0	0	0	0	0	0	0	0	0	0	0	0	0	0	0	0	0	0
Hour	0	0	0	0	0	0	0	0	0	0	0	0	0	0	0	0	0	0
07:00	0	0	0	0	0	0	0	0	0	0	0	0	0	0	0	0	0	0
07:15	0	0	0	0	0	0	0	0	0	0	0	0	0	0	0	0	0	0
07:30	0	0	0	0	0	0	0	0	0	0	0	0	0	0	0	0	0	0
07:45	0	0	0	0	0	0	0	0	0	0	0	0	0	0	0	0	0	0
Hour	0	0	0	0	0	0	0	0	0	0	0	0	0	0	0	0	0	0
08:00	0	0	0	0	0	0	0	0	0	0	0	0	0	0	0	0	0	0
08:15	0	0	0	0	0	0	0	0	0	0	0	0	0	0	0	0	0	0
08:30	0	0	0	0	0	0	0	0	0	0	0	0	0	0	0	0	0	0
08:45	0	0	0	0	0	0	0	0	0	0	0	0	0	0	0	0	0	0
Hour	0	0	0	0	0	0	0	0	0	0	0	0	0	0	0	0	0	0
09:00	0	0	0	0	0	0	0	0	0	0	0	0	0	0	0	0	0	0
09:15	0	0	0	0	0	0	0	0	0	0	0	0	0	0	0	0	0	0
09:30	0	0	0	0	0	0	0	0	0	0	0	0	0	0	0	0	0	0
09:45	0	0	0	0	0	0	0	0	0	0	0	0	0	0	0	0	0	0
Hour	0	0	0	0	0	0	0	0	0	0	0	0	0	0	0	0	0	0
10:00	0	0	0	0	0	0	0	0	0	0	0	0	0	0	0	0	0	0
10:15	0	0	0	0	0	0	0	0	0	0	0	0	0	0	0	0	0	0
10:30	0	0	0	0	0	0	0	0	0	0	0	0	0	0	0	0	0	0
10:45	0	0	0	0	0	0	0	0	0	0	0	0	0	0	0	0	0	0
Hour	0	0	0	0	0	0	0	0	0	0	0	0	0	0	0	0	0	0
11:00	0	0	0	0	0	0	0	0	0	0	0	0	0	0	0	0	0	0
11:15	0	0	0	0	0	0	0	0	0	0	0	0	0	0	0	0	0	0
11:30	0	0	0	0	0	0	0	0	0	0	0	0	0	0	0	0	0	0
11:45	0	0	0	0	0	0	0	0	0	0	0	0	0	0	0	0	0	0
Hour	0	0	0	0	0	0	0	0	0	0	0	0	0	0	0	0	0	0
Total	0	0	0	0	0	0	0	0	0	0	0	0	0	0	0	0	0	0

Site No. 4
Location Sean Moore Road / Beach Road(N) / Cranfield Place / Beach Road(S)
Date 04 April 2017

Time	To Arm A - Sean Moore Road								Veh. Total	From Arm A - Sean Moore Road								Veh. Total
	CAR	TAXI	LGV	HGV	Dbus	Obus	M/C	P/C		CAR	TAXI	LGV	HGV	Dbus	Obus	M/C	P/C	
00:00	0	0	0	0	0	0	0	0	0	20	2	2	2	0	0	1	0	27
00:15	0	0	0	0	0	0	0	0	0	11	1	3	1	0	0	1	0	17
00:30	0	0	0	0	0	0	0	0	0	13	0	4	0	0	0	0	0	17
00:45	0	0	0	0	0	0	0	0	0	14	1	0	0	0	0	0	0	15
Hour	0	0	0	0	0	0	0	0	0	58	4	9	3	0	0	2	0	76
01:00	0	0	0	0	0	0	0	0	0	11	1	1	0	0	0	0	0	13
01:15	0	0	0	0	0	0	0	0	0	8	1	0	0	0	0	0	0	9
01:30	0	0	0	0	0	0	0	0	0	8	0	0	0	0	0	0	0	8
01:45	0	0	0	0	0	0	0	0	0	2	1	0	0	0	1	0	0	4
Hour	0	0	0	0	0	0	0	0	0	29	3	1	0	0	1	0	0	34
02:00	0	0	0	0	0	0	0	0	0	2	0	1	0	0	0	0	0	3
02:15	0	0	0	0	0	0	0	0	0	2	0	0	1	0	1	1	0	5
02:30	0	0	0	0	0	0	0	0	0	2	0	0	0	0	0	0	0	2
02:45	0	0	0	0	0	0	0	0	0	3	0	0	0	0	0	0	0	3
Hour	0	0	0	0	0	0	0	0	0	9	0	1	1	0	1	1	0	13
03:00	0	0	0	0	0	0	0	0	0	0	1	0	0	0	0	0	0	1
03:15	0	0	0	0	0	0	0	0	0	0	0	2	1	0	0	0	0	3
03:30	0	0	0	0	0	0	0	0	0	1	0	0	0	0	0	0	0	1
03:45	0	0	0	0	0	0	0	0	0	0	0	2	0	0	0	1	0	3
Hour	0	0	0	0	0	0	0	0	0	1	1	4	1	0	0	1	0	8
04:00	0	0	0	0	0	0	0	0	0	2	1	1	0	0	0	0	0	4
04:15	0	0	0	0	0	0	0	0	0	1	0	0	1	0	0	0	0	2
04:30	0	0	0	0	0	0	0	0	0	4	0	0	0	0	0	0	0	4
04:45	0	0	0	0	0	0	0	0	0	4	0	0	0	0	0	0	2	6
Hour	0	0	0	0	0	0	0	0	0	11	1	1	1	0	0	0	2	16
05:00	0	0	0	0	0	0	0	0	0	2	3	0	0	0	0	0	0	5
05:15	0	0	0	0	0	0	0	0	0	8	2	3	3	0	0	0	0	16
05:30	0	0	0	0	0	0	0	0	0	22	1	2	1	0	1	0	0	27
05:45	0	0	0	0	0	0	0	0	0	32	1	3	4	0	0	1	2	43
Hour	0	0	0	0	0	0	0	0	0	64	7	8	8	0	1	1	2	91
06:00	0	0	0	0	0	0	0	0	0	15	2	3	5	0	0	0	2	27
06:15	0	0	0	0	0	0	0	0	0	27	1	6	5	1	1	1	0	42
06:30	0	0	0	0	0	0	0	0	0	62	1	10	10	1	0	2	3	89
06:45	0	0	0	0	0	0	0	0	0	115	2	22	9	0	0	0	1	149
Hour	0	0	0	0	0	0	0	0	0	219	6	41	29	2	1	3	6	307
07:00	0	0	0	0	0	0	0	0	0	172	1	35	20	0	1	3	3	235
07:15	0	0	0	0	0	0	0	0	0	177	3	34	15	2	4	1	4	240
07:30	0	0	0	0	0	0	0	0	0	218	3	34	14	0	1	2	5	277
07:45	0	0	0	0	0	0	0	0	0	195	1	26	15	0	0	4	2	243
Hour	0	0	0	0	0	0	0	0	0	762	8	129	64	2	6	10	14	995
08:00	0	0	0	0	0	0	0	0	0	230	5	30	14	1	2	6	7	295
08:15	0	0	0	0	0	0	0	0	0	213	14	25	6	0	0	5	4	267
08:30	0	0	0	0	0	0	0	0	0	190	14	24	8	0	1	14	2	253
08:45	0	0	0	0	0	0	0	0	0	197	12	25	11	0	0	4	8	257
Hour	0	0	0	0	0	0	0	0	0	830	45	104	39	1	3	29	21	1072
09:00	0	0	0	0	0	0	0	0	0	207	5	28	10	0	1	6	5	262
09:15	0	0	0	0	0	0	0	0	0	197	6	13	8	0	3	5	1	233
09:30	0	0	0	0	0	0	0	0	0	163	2	19	10	0	1	3	2	200
09:45	0	0	0	0	0	0	0	0	0	167	4	23	10	0	0	1	2	207
Hour	0	0	0	0	0	0	0	0	0	734	17	83	38	0	5	15	10	902
10:00	0	0	0	0	0	0	0	0	0	151	5	35	6	0	2	1	2	202
10:15	0	0	0	0	0	0	0	0	0	147	1	25	11	0	1	1	1	187
10:30	0	0	0	0	0	0	0	0	0	130	8	21	11	0	3	3	0	176
10:45	0	0	0	0	0	0	0	0	0	131	3	28	12	0	1	1	1	177
Hour	0	0	0	0	0	0	0	0	0	559	17	109	40	0	7	6	4	742
11:00	0	0	0	0	0	0	0	0	0	83	9	22	6	0	2	3	2	127
11:15	0	0	0	0	0	0	0	0	0	100	2	15	10	1	1	1	1	131
11:30	0	0	0	0	0	0	0	0	0	108	1	25	8	0	0	1	3	146
11:45	0	0	0	0	0	0	0	0	0	113	6	28	7	0	2	1	3	160
Hour	0	0	0	0	0	0	0	0	0	404	18	90	31	1	5	6	9	564
Total	0	0	0	0	0	0	0	0	0	3680	127	580	255	6	30	74	68	4820

Site No. 4
Location Sean Moore Road / Beach Road(N) / Cranfield Place / Beach Road(S)
Date 04 April 2017

Time	To Arm B - Beach Road(N)								Veh. Total	From Arm B - Beach Road(N)								Veh. Total
	CAR	TAXI	LGV	HGV	Dbus	Obus	M/C	P/C		CAR	TAXI	LGV	HGV	Dbus	Obus	M/C	P/C	
00:00	14	2	3	1	1	0	0	0	21	6	0	1	0	0	0	0	0	7
00:15	7	2	2	1	0	0	0	0	12	6	0	0	0	0	0	0	0	6
00:30	7	0	2	0	0	0	0	0	9	1	0	0	0	0	0	0	0	1
00:45	4	1	0	1	0	0	0	0	6	3	2	1	0	0	0	0	0	6
Hour	32	5	7	3	1	0	0	0	48	16	2	2	0	0	0	0	0	20
01:00	4	1	1	0	0	0	0	0	6	1	3	0	0	0	0	0	0	4
01:15	4	1	0	1	1	0	0	0	7	4	0	0	0	1	0	0	1	6
01:30	4	0	0	1	0	0	0	1	6	1	4	0	0	0	0	0	0	5
01:45	2	2	0	1	0	0	0	0	5	2	0	0	0	0	0	0	0	2
Hour	14	4	1	3	1	0	0	1	24	8	7	0	0	1	0	0	1	17
02:00	2	0	0	0	0	0	0	0	2	5	0	0	0	0	0	0	0	5
02:15	0	0	0	0	0	0	0	0	0	1	0	0	0	0	0	0	0	1
02:30	2	0	2	0	0	0	0	0	4	0	2	0	0	0	0	0	0	2
02:45	3	0	0	1	0	0	0	0	4	2	1	0	0	0	0	0	0	3
Hour	7	0	2	1	0	0	0	0	10	8	3	0	0	0	0	0	0	11
03:00	2	1	0	0	0	0	0	0	3	0	0	0	1	0	0	0	0	1
03:15	0	0	0	0	0	0	0	0	0	1	0	0	0	1	0	0	0	2
03:30	2	0	0	0	0	0	0	0	2	2	0	2	0	0	0	0	0	4
03:45	4	0	1	2	0	0	1	0	8	1	2	0	0	0	0	0	0	3
Hour	8	1	1	2	0	0	1	0	13	4	2	2	1	1	0	0	0	10
04:00	8	1	0	1	0	0	0	0	10	0	1	1	0	0	0	0	0	2
04:15	12	0	1	2	0	1	0	0	16	1	1	1	0	0	0	0	0	3
04:30	17	0	1	2	0	0	0	0	20	3	0	2	0	0	0	0	0	5
04:45	23	0	1	0	0	0	0	0	24	1	3	0	0	0	0	0	0	4
Hour	60	1	3	5	0	1	0	0	70	5	5	4	0	0	0	0	0	14
05:00	29	1	1	1	0	0	0	0	32	0	0	1	0	0	0	0	0	1
05:15	34	1	3	4	0	1	0	0	43	5	0	0	0	0	0	0	0	5
05:30	39	3	2	1	0	0	0	1	46	15	5	0	0	0	0	0	1	21
05:45	51	0	6	4	0	0	1	1	63	18	0	1	0	0	0	0	0	19
Hour	153	5	12	10	0	1	1	2	184	38	5	2	0	0	0	0	1	46
06:00	55	1	5	5	0	0	0	1	67	17	2	1	0	0	0	0	0	20
06:15	65	2	8	3	0	0	2	4	84	17	4	5	0	0	0	0	2	28
06:30	79	3	15	6	0	1	5	2	111	30	3	7	2	0	0	1	1	44
06:45	129	8	16	4	0	0	0	1	158	47	2	6	1	0	0	0	6	62
Hour	328	14	44	18	0	1	7	8	420	111	11	19	3	0	0	1	9	154
07:00	205	13	26	11	0	1	2	6	264	42	1	12	1	0	0	0	4	60
07:15	182	7	25	9	2	1	3	7	236	40	2	6	3	0	0	2	3	56
07:30	252	3	21	8	0	0	5	20	309	39	0	11	3	0	0	1	2	56
07:45	244	2	23	8	0	1	4	18	300	63	1	6	4	0	0	3	7	84
Hour	883	25	95	36	2	3	14	51	1109	184	4	35	11	0	0	6	16	256
08:00	255	4	13	3	1	0	6	20	302	43	3	8	0	0	0	0	4	58
08:15	214	7	23	5	0	0	9	26	284	45	4	7	1	0	0	0	6	63
08:30	222	10	11	4	0	2	4	35	288	53	3	11	2	1	0	4	8	82
08:45	205	13	26	7	1	1	12	31	296	46	1	4	3	0	0	2	5	61
Hour	896	34	73	19	2	3	31	112	1170	187	11	30	6	1	0	6	23	264
09:00	201	11	22	7	5	2	4	15	267	27	8	8	0	0	0	1	4	48
09:15	193	12	19	13	0	1	4	14	256	31	8	11	0	0	1	1	2	54
09:30	189	10	14	12	6	2	2	4	239	39	3	9	0	0	0	2	2	55
09:45	188	7	19	12	4	0	0	5	235	37	2	6	1	0	0	2	1	49
Hour	771	40	74	44	15	5	10	38	997	134	21	34	1	0	1	6	9	206
10:00	162	11	21	6	0	0	6	1	207	31	4	14	0	0	2	1	1	53
10:15	141	7	26	10	4	0	2	2	192	24	4	5	0	0	0	0	1	34
10:30	142	12	19	11	0	3	2	2	191	31	0	14	4	0	0	0	3	52
10:45	114	13	26	11	1	0	1	4	170	34	4	5	4	0	0	0	0	47
Hour	559	43	92	38	5	3	11	9	760	120	12	38	8	0	2	1	5	186
11:00	105	10	21	6	0	0	1	2	145	30	4	6	2	0	0	0	1	43
11:15	116	9	26	10	1	1	2	5	170	38	5	9	1	0	0	0	3	56
11:30	110	5	32	9	0	0	1	3	160	34	3	9	1	0	0	1	0	48
11:45	120	9	28	4	0	0	0	1	162	33	3	6	1	0	0	1	4	48
Hour	451	33	107	29	1	1	4	11	637	135	15	30	5	0	0	2	8	195
Total	4162	205	511	208	27	18	79	232	5442	950	98	196	35	3	3	22	72	1379

Site No. 4
Location Sean Moore Road / Beach Road(N) / Cranfield Place / Beach Road(S)
Date 04 April 2017

Time	To Arm C - Cranfield Place								Veh. Total	From Arm C - Cranfield Place								Veh. Total
	CAR	TAXI	LGV	HGV	Dbus	Obus	M/C	P/C		CAR	TAXI	LGV	HGV	Dbus	Obus	M/C	P/C	
00:00	2	1	0	0	0	0	0	0	3	0	0	0	0	0	0	0	0	0
00:15	1	0	0	0	0	0	0	0	1	0	0	0	0	0	0	0	0	0
00:30	1	0	1	0	0	0	0	0	2	0	0	0	0	0	0	0	0	0
00:45	1	0	0	0	0	0	0	0	1	0	0	0	0	0	0	0	0	0
Hour	5	1	1	0	0	0	0	0	7	0	0	0	0	0	0	0	0	0
01:00	0	0	0	0	0	0	0	0	0	0	0	0	0	0	0	0	0	0
01:15	1	0	0	0	0	0	0	0	1	0	0	0	0	0	0	0	0	0
01:30	0	0	0	0	0	0	0	0	0	0	0	0	0	0	0	0	0	0
01:45	0	0	0	0	0	0	0	0	0	0	0	0	0	0	0	0	0	0
Hour	1	0	0	0	0	0	0	0	1	0	0	0	0	0	0	0	0	0
02:00	1	0	0	0	0	0	0	0	1	0	0	0	0	0	0	0	0	0
02:15	0	0	0	0	0	0	0	0	0	0	0	0	0	0	0	0	0	0
02:30	1	0	0	0	0	0	0	0	1	0	0	0	0	0	0	0	0	0
02:45	0	0	0	0	0	0	0	0	0	0	0	0	0	0	0	0	0	0
Hour	2	0	0	0	0	0	0	0	2	0	0	0	0	0	0	0	0	0
03:00	0	0	0	0	0	0	0	0	0	0	0	0	0	0	0	0	0	0
03:15	0	0	0	0	0	0	0	0	0	0	0	0	0	0	0	0	0	0
03:30	0	0	0	0	0	0	0	0	0	0	0	0	0	0	0	0	0	0
03:45	0	0	1	0	0	0	0	0	1	0	0	0	0	0	0	0	0	0
Hour	0	0	1	0	0	0	0	0	1	0	0	0	0	0	0	0	0	0
04:00	0	0	0	0	0	0	0	0	0	0	0	0	0	0	0	0	0	0
04:15	0	0	0	0	0	0	0	0	0	0	0	0	0	0	0	0	0	0
04:30	0	0	0	0	0	0	0	0	0	0	0	0	0	0	0	0	0	0
04:45	1	0	0	0	0	0	0	0	1	0	0	0	0	0	0	0	0	0
Hour	1	0	0	0	0	0	0	0	1	0	0	0	0	0	0	0	0	0
05:00	1	1	0	0	0	0	0	0	2	0	0	0	0	0	0	0	0	0
05:15	0	1	0	0	0	0	0	0	1	0	0	0	0	0	0	0	0	0
05:30	3	0	0	0	0	0	0	0	3	0	0	0	0	0	0	0	0	0
05:45	0	0	0	0	0	0	0	0	0	0	0	0	0	0	0	0	0	0
Hour	4	2	0	0	0	0	0	0	6	0	0	0	0	0	0	0	0	0
06:00	1	1	2	0	0	0	0	3	7	0	0	0	0	0	0	0	0	0
06:15	2	1	2	0	0	0	0	0	5	0	0	0	0	0	0	0	0	0
06:30	6	0	3	0	0	0	0	1	10	0	0	0	0	0	0	0	0	0
06:45	15	1	6	1	0	0	0	0	23	0	0	0	0	0	0	0	0	0
Hour	24	3	13	1	0	0	0	4	45	0	0	0	0	0	0	0	0	0
07:00	10	0	2	2	0	1	0	0	15	0	0	0	0	0	0	0	0	0
07:15	19	1	5	2	0	0	0	1	28	0	0	0	0	0	0	0	0	0
07:30	37	1	3	0	0	0	0	0	41	0	0	0	0	0	0	0	0	0
07:45	31	0	3	1	0	0	3	0	38	0	0	0	0	0	0	0	0	0
Hour	97	2	13	5	0	1	3	1	122	0	0	0	0	0	0	0	0	0
08:00	44	4	8	1	0	0	0	1	58	0	0	0	0	0	0	0	0	0
08:15	50	8	5	0	0	0	1	1	65	0	0	0	0	0	0	0	0	0
08:30	34	6	7	0	0	0	2	3	52	0	0	0	0	0	0	0	0	0
08:45	51	6	3	0	0	0	0	7	67	0	0	0	0	0	0	0	0	0
Hour	179	24	23	1	0	0	3	12	242	0	0	0	0	0	0	0	0	0
09:00	41	4	2	0	0	0	0	1	48	0	0	0	0	0	0	0	0	0
09:15	33	4	2	0	0	0	1	0	40	0	0	0	0	0	0	0	0	0
09:30	30	0	5	0	0	0	0	0	35	0	0	0	0	0	0	0	0	0
09:45	29	1	2	0	0	0	1	0	33	0	0	0	0	0	0	0	0	0
Hour	133	9	11	0	0	0	2	1	156	0	0	0	0	0	0	0	0	0
10:00	19	4	4	1	0	0	0	1	29	0	0	0	0	0	0	0	0	0
10:15	21	1	1	0	0	0	0	0	23	0	0	0	0	0	0	0	0	0
10:30	34	5	2	0	0	0	0	0	41	0	0	0	0	0	0	0	0	0
10:45	10	0	3	2	0	0	0	1	16	0	0	0	0	0	0	0	0	0
Hour	84	10	10	3	0	0	0	2	109	0	0	0	0	0	0	0	0	0
11:00	11	2	1	0	0	0	0	1	15	0	0	0	0	0	0	0	0	0
11:15	11	1	3	0	0	0	1	1	17	0	0	0	0	0	0	0	0	0
11:30	11	0	3	1	0	0	0	0	15	0	0	0	0	0	0	0	0	0
11:45	15	1	3	1	0	0	0	0	20	0	0	0	0	0	0	0	0	0
Hour	48	4	10	2	0	0	1	2	67	0	0	0	0	0	0	0	0	0
Total	578	55	82	12	0	1	9	22	759	0	0	0	0	0	0	0	0	0

Site No. 4
Location Sean Moore Road / Beach Road(N) / Cranfield Place / Beach Road(S)
Date 04 April 2017

Time	To Arm D - Beach Road(S)								Veh. Total	From Arm D - Beach Road(S)								Veh. Total
	CAR	TAXI	LGV	HGV	Dbus	Obus	M/C	P/C		CAR	TAXI	LGV	HGV	Dbus	Obus	M/C	P/C	
00:00	21	0	2	2	0	0	1	0	26	11	1	2	1	1	0	0	0	16
00:15	13	0	1	1	0	0	1	0	16	4	1	0	1	0	0	0	0	6
00:30	13	0	1	0	0	0	0	0	14	7	0	0	0	0	0	0	0	7
00:45	16	2	1	0	0	0	0	0	19	4	0	0	1	0	0	0	0	5
Hour	63	2	5	3	0	0	2	0	75	26	2	2	3	1	0	0	0	34
01:00	11	3	0	0	0	0	0	0	14	3	0	0	0	0	0	0	0	3
01:15	11	0	0	0	0	0	0	1	12	4	0	0	1	0	0	0	0	5
01:30	8	4	0	0	0	0	0	0	12	3	0	0	1	0	0	0	1	5
01:45	4	0	0	0	0	1	0	0	5	2	1	0	1	0	0	0	0	4
Hour	34	7	0	0	0	1	0	1	43	12	1	0	3	0	0	0	1	17
02:00	7	0	1	0	0	0	0	0	8	3	0	0	0	0	0	0	0	3
02:15	3	0	0	1	0	1	1	0	6	0	0	0	0	0	0	0	0	0
02:30	1	2	0	0	0	0	0	0	3	2	0	2	0	0	0	0	0	4
02:45	2	1	0	0	0	0	0	0	3	0	0	0	1	0	0	0	0	1
Hour	13	3	1	1	0	1	1	0	20	5	0	2	1	0	0	0	0	8
03:00	0	0	0	1	0	0	0	0	1	2	0	0	0	0	0	0	0	2
03:15	1	0	2	1	1	0	0	0	5	0	0	0	0	0	0	0	0	0
03:30	3	0	2	0	0	0	0	0	5	2	0	0	0	0	0	0	0	2
03:45	1	2	2	0	0	0	1	0	6	4	0	2	2	0	0	1	0	9
Hour	5	2	6	2	1	0	1	0	17	8	0	2	2	0	0	1	0	13
04:00	1	1	2	0	0	0	0	0	4	7	0	0	1	0	0	0	0	8
04:15	2	1	0	1	0	0	0	0	4	12	0	0	2	0	1	0	0	15
04:30	7	0	2	0	0	0	0	0	9	17	0	1	2	0	0	0	0	20
04:45	4	3	0	0	0	0	0	2	9	23	0	1	0	0	0	0	0	24
Hour	14	5	4	1	0	0	0	2	26	59	0	2	5	0	1	0	0	67
05:00	2	1	1	0	0	0	0	0	4	30	0	1	1	0	0	0	0	32
05:15	12	0	1	1	0	0	0	0	14	33	0	1	2	0	1	0	0	37
05:30	24	5	0	1	0	1	0	1	32	29	2	0	1	0	0	0	1	33
05:45	32	1	1	4	0	0	1	2	41	33	0	3	4	0	0	1	1	42
Hour	70	7	3	6	0	1	1	3	91	125	2	5	8	0	1	1	2	144
06:00	28	2	3	4	0	0	0	0	37	52	0	6	4	0	0	0	2	64
06:15	40	4	6	5	1	1	1	1	59	63	2	5	3	0	0	2	3	78
06:30	79	3	6	7	1	0	3	3	102	72	2	7	1	0	1	5	2	90
06:45	125	3	21	9	0	0	0	7	165	107	8	15	4	0	0	0	1	135
Hour	272	12	36	25	2	1	4	11	363	294	12	33	12	0	1	7	8	367
07:00	180	2	34	15	0	0	3	7	241	181	13	15	7	0	1	2	6	225
07:15	171	2	27	9	2	3	3	7	224	155	5	17	2	2	0	3	8	192
07:30	190	0	33	10	0	1	2	7	243	222	1	12	1	0	0	4	20	260
07:45	205	1	22	10	0	0	3	9	250	222	1	16	0	0	1	3	18	261
Hour	746	5	116	44	2	4	11	30	958	780	20	60	10	2	2	12	52	938
08:00	188	2	25	11	1	2	6	9	244	214	2	8	1	1	0	6	19	251
08:15	169	3	17	4	0	0	4	9	206	175	0	13	2	0	0	9	26	225
08:30	173	3	23	7	1	0	15	10	232	186	2	6	1	0	1	3	38	237
08:45	161	1	18	11	0	0	3	7	201	174	7	18	4	1	1	9	32	246
Hour	691	9	83	33	2	2	28	35	883	749	11	45	8	2	2	27	115	959
09:00	159	7	26	5	0	0	7	8	212	167	9	14	2	5	1	4	15	217
09:15	166	8	12	4	0	4	3	3	200	164	10	9	9	0	1	2	14	209
09:30	132	3	17	5	0	1	5	3	166	149	8	8	7	6	2	2	3	185
09:45	135	2	18	6	0	0	2	3	166	148	4	10	7	4	0	0	5	178
Hour	592	20	73	20	0	5	17	17	744	628	31	41	25	15	4	8	37	789
10:00	122	5	34	3	0	4	2	2	172	121	11	10	4	0	0	6	1	153
10:15	108	3	18	6	0	1	1	2	139	99	6	15	5	4	0	2	2	133
10:30	109	0	26	9	0	2	3	3	152	124	9	12	5	0	2	2	2	156
10:45	127	4	18	9	0	1	1	1	161	86	10	14	6	1	0	1	5	123
Hour	466	12	96	27	0	8	7	8	624	430	36	51	20	5	2	11	10	565
11:00	80	8	15	5	0	2	3	2	115	83	7	9	3	0	0	1	2	105
11:15	106	5	17	5	1	1	0	2	137	95	8	22	4	1	1	2	4	137
11:30	106	4	20	2	0	0	2	3	137	85	5	21	3	0	0	1	3	118
11:45	99	4	23	6	0	2	2	7	143	88	5	20	3	0	0	0	1	117
Hour	391	21	75	18	1	5	7	14	532	351	25	72	13	1	1	4	10	477
Total	3357	105	498	180	8	28	79	121	4376	3467	140	315	110	26	14	71	235	4378

Site No. 4
Location Sean Moore Road / Beach Road(N) / Cranfield Place / Beach Road(S)
Date 04 April 2017

Time	A to D - Sean Moore Road to Beach Road(S)								Veh. Total	A to C - Sean Moore Road to Cranfield Place								Veh. Total
	CAR	TAXI	LGV	HGV	Dbus	Obus	M/C	P/C		CAR	TAXI	LGV	HGV	Dbus	Obus	M/C	P/C	
12:00	81	1	13	5	0	0	0	0	100	6	0	2	1	0	0	0	0	9
12:15	74	4	12	5	0	1	3	1	100	10	0	2	0	0	1	1	0	14
12:30	76	0	15	8	0	0	0	0	99	16	3	1	2	0	0	0	0	22
12:45	70	1	10	5	0	0	0	0	86	9	0	2	1	0	1	0	0	13
Hour	301	6	50	23	0	1	3	1	385	41	3	7	4	0	2	1	0	58
13:00	58	0	6	5	0	0	4	1	74	15	2	1	0	0	0	0	0	18
13:15	72	0	7	6	0	0	0	0	85	12	0	2	2	0	0	0	1	17
13:30	64	1	7	4	0	0	2	1	79	10	1	1	1	0	0	0	1	14
13:45	90	2	7	3	1	0	3	2	108	13	3	3	1	0	0	1	0	21
Hour	284	3	27	18	1	0	9	4	346	50	6	7	4	0	0	1	2	70
14:00	77	0	11	1	0	0	0	1	90	11	1	1	1	0	0	0	2	16
14:15	80	3	9	1	0	0	0	2	95	13	0	1	0	0	0	0	0	14
14:30	78	0	10	5	0	0	0	2	95	14	2	2	0	0	0	0	0	18
14:45	82	1	5	3	0	0	1	0	92	7	4	1	0	0	0	0	0	12
Hour	317	4	35	10	0	0	1	5	372	45	7	5	1	0	0	0	2	60
15:00	74	5	8	7	0	0	4	0	98	10	1	2	1	0	0	0	1	15
15:15	85	4	7	2	0	0	1	1	100	8	2	1	0	0	0	1	0	12
15:30	93	3	14	2	0	1	0	0	113	14	4	4	0	0	0	0	0	22
15:45	89	1	15	2	6	0	2	1	116	15	0	2	1	0	0	0	0	18
Hour	341	13	44	13	6	1	7	2	427	47	7	9	2	0	0	1	1	67
16:00	107	5	9	4	6	2	2	1	136	15	2	2	0	0	0	0	2	21
16:15	90	3	13	3	3	0	9	3	124	15	0	5	0	0	1	0	1	22
16:30	95	4	10	1	3	2	2	2	119	16	2	2	0	0	0	0	3	23
16:45	107	1	6	3	1	0	8	3	129	16	0	1	0	0	0	0	2	19
Hour	399	13	38	11	13	4	21	9	508	62	4	10	0	0	1	0	8	85
17:00	103	1	5	3	0	0	2	5	119	24	2	1	0	0	0	1	0	28
17:15	98	1	6	1	0	0	11	7	124	22	4	1	1	0	0	1	4	33
17:30	110	1	6	0	0	0	7	7	131	24	0	1	0	0	0	0	0	25
17:45	111	2	8	3	0	0	7	5	136	20	2	3	0	0	0	0	0	25
Hour	422	5	25	7	0	0	27	24	510	90	8	6	1	0	0	2	4	111
18:00	149	2	6	1	0	0	3	5	166	19	3	1	0	0	0	0	0	23
18:15	125	1	6	0	0	0	2	5	139	31	4	4	0	0	0	0	1	40
18:30	105	2	4	1	0	0	6	6	124	20	1	0	0	0	0	2	0	23
18:45	111	1	3	0	0	0	6	6	127	20	4	1	0	0	0	2	2	29
Hour	490	6	19	2	0	0	17	22	556	90	12	6	0	0	0	4	3	115
19:00	132	4	11	1	0	0	2	2	152	19	1	3	0	0	0	0	0	23
19:15	96	2	1	0	0	0	3	4	106	12	1	0	0	0	0	0	0	13
19:30	107	4	3	1	0	0	2	2	119	13	3	0	0	0	0	0	1	17
19:45	65	9	3	1	0	1	0	1	80	7	2	0	0	0	0	1	0	10
Hour	400	19	18	3	0	1	7	9	457	51	7	3	0	0	0	1	1	63
20:00	80	0	4	1	0	0	2	2	89	14	1	1	0	0	0	0	2	18
20:15	38	1	4	0	0	0	3	1	47	10	0	1	0	0	0	0	1	12
20:30	64	1	2	2	0	0	1	3	73	7	2	0	0	0	0	0	1	10
20:45	71	1	1	2	0	0	1	0	76	6	0	0	0	0	0	0	0	6
Hour	253	3	11	5	0	0	7	6	285	37	3	2	0	0	0	0	4	46
21:00	50	0	3	1	0	0	1	1	56	2	0	0	0	0	0	1	0	3
21:15	68	0	0	1	0	0	2	1	72	5	1	0	0	0	0	0	0	6
21:30	52	0	0	2	0	0	0	0	54	8	0	0	0	0	0	0	0	8
21:45	47	0	0	1	0	0	1	4	53	2	0	0	0	0	0	0	0	2
Hour	217	0	3	5	0	0	4	6	235	17	1	0	0	0	0	1	0	19
22:00	42	0	2	1	0	0	0	0	45	3	0	0	0	0	0	0	0	3
22:15	16	0	1	3	0	0	1	0	21	3	0	0	0	0	0	0	0	3
22:30	26	0	0	0	0	0	5	0	31	3	0	0	0	0	0	0	0	3
22:45	27	0	0	0	0	0	1	0	28	1	1	0	0	0	0	0	0	2
Hour	111	0	3	4	0	0	7	0	125	10	1	0	0	0	0	0	0	11
23:00	21	0	0	1	1	0	1	0	24	2	1	0	0	0	0	0	0	3
23:15	22	0	2	1	0	0	0	0	25	0	0	0	0	0	0	0	0	0
23:30	14	0	1	0	0	0	0	0	15	3	0	0	0	0	0	0	0	3
23:45	16	0	0	0	0	0	0	0	16	1	1	0	0	0	0	0	0	2
Hour	73	0	3	2	1	0	1	0	80	6	2	0	0	0	0	0	0	8
Total	3608	72	276	103	21	7	111	88	4286	546	61	55	12	0	3	11	25	713

Site No. 4
Location Sean Moore Road / Beach Road(N) / Cranfield Place / Beach Road(S)
Date 04 April 2017

Time	A to B - Sean Moore Road to Beach Road(N)								Veh. Total	A to A - Sean Moore Road to Sean Moore Road								Veh. Total
	CAR	TAXI	LGV	HGV	Dbus	Obus	M/C	P/C		CAR	TAXI	LGV	HGV	Dbus	Obus	M/C	P/C	
12:00	30	4	10	5	0	1	0	0	50	0	0	0	0	0	0	0	0	0
12:15	35	3	13	3	0	0	0	0	54	0	0	0	0	0	0	0	0	0
12:30	26	2	9	7	0	0	0	0	44	0	0	0	0	0	0	0	0	0
12:45	21	1	6	7	0	1	0	1	37	0	0	0	0	0	0	0	0	0
Hour	112	10	38	22	0	2	0	1	185	0	0	0	0	0	0	0	0	0
13:00	31	0	11	4	0	0	0	0	46	0	0	0	0	0	0	0	0	0
13:15	37	0	7	4	0	0	0	0	48	0	0	0	0	0	0	0	0	0
13:30	28	2	5	2	0	0	0	2	39	0	0	0	0	0	0	0	0	0
13:45	20	4	6	5	0	0	0	0	35	0	0	0	0	0	0	0	0	0
Hour	116	6	29	15	0	0	0	2	168	0	0	0	0	0	0	0	0	0
14:00	27	1	12	7	0	0	0	1	48	0	0	0	0	0	0	0	0	0
14:15	19	1	7	4	1	2	0	0	34	0	0	0	0	0	0	0	0	0
14:30	25	1	5	2	0	0	0	0	33	0	0	0	0	0	0	0	0	0
14:45	14	3	6	4	0	0	1	0	28	0	0	0	0	0	0	0	0	0
Hour	85	6	30	17	1	2	1	1	143	0	0	0	0	0	0	0	0	0
15:00	28	2	4	5	0	0	0	0	39	0	0	0	0	0	0	0	0	0
15:15	38	1	4	5	0	2	0	0	50	0	0	0	0	0	0	0	0	0
15:30	35	1	8	0	0	0	0	0	44	0	0	0	0	0	0	0	0	0
15:45	18	3	2	4	0	0	0	0	27	0	0	0	0	0	0	0	0	0
Hour	119	7	18	14	0	2	0	0	160	0	0	0	0	0	0	0	0	0
16:00	46	1	1	4	0	0	1	4	57	0	0	0	0	0	0	0	0	0
16:15	22	1	3	3	0	1	0	2	32	0	0	0	0	0	0	0	0	0
16:30	53	2	4	0	0	0	1	2	62	0	0	0	0	0	0	0	0	0
16:45	32	1	6	1	0	0	0	0	40	0	0	0	0	0	0	0	0	0
Hour	153	5	14	8	0	1	2	8	191	0	0	0	0	0	0	0	0	0
17:00	33	3	9	1	0	0	0	0	46	0	0	0	0	0	0	0	0	0
17:15	33	1	5	0	0	0	0	2	41	0	0	0	0	0	0	0	0	0
17:30	45	1	4	0	0	0	1	2	53	0	0	0	0	0	0	0	0	0
17:45	22	4	10	1	0	0	0	1	38	0	0	0	0	0	0	0	0	0
Hour	133	9	28	2	0	0	1	5	178	0	0	0	0	0	0	0	0	0
18:00	50	3	3	0	0	0	0	2	58	0	0	0	0	0	0	0	0	0
18:15	38	2	5	2	0	0	1	1	49	0	0	0	0	0	0	0	0	0
18:30	48	1	3	2	0	0	1	0	55	0	0	0	0	0	0	0	0	0
18:45	28	2	0	1	0	0	1	1	33	0	0	0	0	0	0	0	0	0
Hour	164	8	11	5	0	0	3	4	195	0	0	0	0	0	0	0	0	0
19:00	45	4	2	0	0	0	0	0	51	0	0	0	0	0	0	0	0	0
19:15	29	1	3	0	0	0	1	0	34	0	0	0	0	0	0	0	0	0
19:30	22	3	2	0	0	0	0	1	28	0	0	0	0	0	0	0	0	0
19:45	29	3	3	0	1	0	0	0	36	0	0	0	0	0	0	0	0	0
Hour	125	11	10	0	1	0	1	1	149	0	0	0	0	0	0	0	0	0
20:00	16	0	1	0	0	0	1	2	20	0	0	0	0	0	0	0	0	0
20:15	16	1	0	0	0	0	0	0	17	0	0	0	0	0	0	0	0	0
20:30	29	1	1	0	0	1	0	1	33	0	0	0	0	0	0	0	0	0
20:45	28	1	3	1	0	0	0	1	34	0	0	0	0	0	0	0	0	0
Hour	89	3	5	1	0	1	1	4	104	0	0	0	0	0	0	0	0	0
21:00	21	0	1	0	0	0	0	0	22	0	0	0	0	0	0	0	0	0
21:15	20	0	2	0	0	0	0	0	22	0	0	0	0	0	0	0	0	0
21:30	12	2	1	0	0	0	1	0	16	0	0	0	0	0	0	0	0	0
21:45	21	1	0	0	0	0	0	0	22	0	0	0	0	0	0	0	0	0
Hour	74	3	4	0	0	0	1	0	82	0	0	0	0	0	0	0	0	0
22:00	10	2	0	0	0	0	0	0	12	0	0	0	0	0	0	0	0	0
22:15	7	0	0	0	0	0	0	0	7	0	0	0	0	0	0	0	0	0
22:30	9	0	0	0	0	0	0	0	9	0	0	0	0	0	0	0	0	0
22:45	4	0	0	0	0	0	0	0	4	0	0	0	0	0	0	0	0	0
Hour	30	2	0	0	0	0	0	0	32	0	0	0	0	0	0	0	0	0
23:00	1	2	1	0	0	0	0	0	4	0	0	0	0	0	0	0	0	0
23:15	13	3	0	0	0	0	0	0	16	0	0	0	0	0	0	0	0	0
23:30	2	0	0	0	0	0	0	0	2	0	0	0	0	0	0	0	0	0
23:45	1	0	0	0	0	0	0	0	1	0	0	0	0	0	0	0	0	0
Hour	17	5	1	0	0	0	0	0	23	0	0	0	0	0	0	0	0	0
Total	1217	75	188	84	2	8	10	26	1610	0	0	0	0	0	0	0	0	0

Site No. 4
Location Sean Moore Road / Beach Road(N) / Cranfield Place / Beach Road(S)
Date 04 April 2017

Time	B to A - Beach Road(N) to Sean Moore Road								Veh. Total	B to D - Beach Road(N) to Beach Road(S)								Veh. Total
	CAR	TAXI	LGV	HGV	Dbus	Obus	M/C	P/C		CAR	TAXI	LGV	HGV	Dbus	Obus	M/C	P/C	
12:00	0	0	0	0	0	0	0	0	0	25	3	1	1	0	1	0	3	34
12:15	0	0	0	0	0	0	0	0	0	25	0	3	0	0	0	0	0	28
12:30	0	0	0	0	0	0	0	0	0	47	4	3	1	0	0	2	1	58
12:45	0	0	0	0	0	0	0	0	0	41	3	2	0	0	0	0	9	55
Hour	0	0	0	0	0	0	0	0	0	138	10	9	2	0	1	2	13	175
13:00	0	0	0	0	0	0	0	0	0	47	0	6	1	0	0	0	5	59
13:15	0	0	0	0	0	0	0	0	0	39	1	8	0	0	0	0	2	50
13:30	0	0	0	0	0	0	0	0	0	31	5	3	0	0	1	1	2	43
13:45	0	0	0	0	0	0	0	0	0	43	3	6	0	0	0	2	3	57
Hour	0	0	0	0	0	0	0	0	0	160	9	23	1	0	1	3	12	209
14:00	0	0	0	0	0	0	0	0	0	37	2	3	1	0	0	0	2	45
14:15	0	0	0	0	0	0	0	0	0	42	2	5	0	0	0	0	1	50
14:30	0	0	0	0	0	0	0	0	0	45	2	3	0	0	1	0	4	55
14:45	0	0	0	0	0	0	0	0	0	38	2	7	0	0	0	0	0	47
Hour	0	0	0	0	0	0	0	0	0	162	8	18	1	0	1	0	7	197
15:00	0	0	0	0	0	0	0	0	0	31	5	5	1	0	0	0	1	43
15:15	0	0	0	0	0	0	0	0	0	43	3	4	0	0	0	0	1	51
15:30	0	0	0	0	0	0	0	0	0	49	5	5	0	0	0	0	1	60
15:45	0	0	0	0	0	0	0	0	0	45	1	8	0	1	0	1	2	58
Hour	0	0	0	0	0	0	0	0	0	168	14	22	1	1	0	1	5	212
16:00	0	0	0	0	0	0	0	0	0	39	3	5	0	0	1	3	1	52
16:15	0	0	0	0	0	0	0	0	0	45	1	7	1	0	0	0	4	58
16:30	0	0	0	0	0	0	0	0	0	33	1	7	0	0	0	0	6	47
16:45	0	0	0	0	0	0	0	0	0	37	2	7	0	0	0	1	6	53
Hour	0	0	0	0	0	0	0	0	0	154	7	26	1	0	1	4	17	210
17:00	0	0	0	0	0	0	0	0	0	34	2	0	0	0	0	1	12	49
17:15	0	0	0	0	0	0	0	0	0	35	2	1	0	0	0	3	10	51
17:30	0	0	0	0	0	0	0	0	0	36	0	2	0	0	0	0	18	56
17:45	0	0	0	0	0	0	0	0	0	52	0	2	0	0	0	2	18	74
Hour	0	0	0	0	0	0	0	0	0	157	4	5	0	0	0	6	58	230
18:00	0	0	0	0	0	0	0	0	0	37	1	0	0	0	0	0	20	58
18:15	0	0	0	0	0	0	0	0	0	46	0	2	0	0	0	0	16	64
18:30	0	0	0	0	0	0	0	0	0	39	0	5	0	0	0	1	17	62
18:45	0	0	0	0	0	0	0	0	0	47	2	1	0	1	0	0	7	58
Hour	0	0	0	0	0	0	0	0	0	169	3	8	0	1	0	1	60	242
19:00	0	0	0	0	0	0	0	0	0	56	2	4	0	0	0	2	8	72
19:15	0	0	0	0	0	0	0	0	0	59	2	5	0	0	0	0	7	73
19:30	0	0	0	0	0	0	0	0	0	58	4	5	0	0	0	2	10	79
19:45	0	0	0	0	0	0	0	0	0	58	6	0	0	0	0	1	7	72
Hour	0	0	0	0	0	0	0	0	0	231	14	14	0	0	0	5	32	296
20:00	0	0	0	0	0	0	0	0	0	59	1	3	0	0	0	0	3	66
20:15	0	0	0	0	0	0	0	0	0	38	4	1	0	0	0	1	5	49
20:30	0	0	0	0	0	0	0	0	0	39	1	0	0	0	0	0	2	42
20:45	0	0	0	0	0	0	0	0	0	35	2	2	0	0	0	1	4	44
Hour	0	0	0	0	0	0	0	0	0	171	8	6	0	0	0	2	14	201
21:00	0	0	0	0	0	0	0	0	0	41	0	0	0	0	0	0	3	44
21:15	0	0	0	0	0	0	0	0	0	24	0	0	0	0	0	1	0	25
21:30	0	0	0	0	0	0	0	0	0	30	0	0	0	0	0	0	5	35
21:45	0	0	0	0	0	0	0	0	0	23	1	0	0	0	0	0	1	25
Hour	0	0	0	0	0	0	0	0	0	118	1	0	0	0	0	1	9	129
22:00	0	0	0	0	0	0	0	0	0	41	3	0	0	0	0	0	0	44
22:15	0	0	0	0	0	0	0	0	0	17	0	0	0	0	0	0	1	18
22:30	0	0	0	0	0	0	0	0	0	29	3	0	0	0	2	0	1	35
22:45	0	0	0	0	0	0	0	0	0	25	5	0	0	0	0	0	4	34
Hour	0	0	0	0	0	0	0	0	0	112	11	0	0	0	2	0	6	131
23:00	0	0	0	0	0	0	0	0	0	18	5	0	0	0	0	1	0	24
23:15	0	0	0	0	0	0	0	0	0	15	5	0	0	0	0	0	0	20
23:30	0	0	0	0	0	0	0	0	0	14	3	0	0	0	0	0	2	19
23:45	0	0	0	0	0	0	0	0	0	10	1	1	0	0	0	0	0	12
Hour	0	0	0	0	0	0	0	0	0	57	14	1	0	0	0	1	2	75
Total	0	0	0	0	0	0	0	0	0	1797	103	132	6	2	6	26	235	2307

Site No. 4
Location Sean Moore Road / Beach Road(N) / Cranfield Place / Beach Road(S)
Date 04 April 2017

Time	B to C - Beach Road(N) to Cranfield Place								Veh. Total	B to B - Beach Road(N) to Beach Road(N)								Veh. Total
	CAR	TAXI	LGV	HGV	Dbus	Obus	M/C	P/C		CAR	TAXI	LGV	HGV	Dbus	Obus	M/C	P/C	
12:00	4	0	0	0	0	0	0	0	4	2	0	1	0	0	0	0	0	3
12:15	1	1	0	0	0	0	0	0	2	2	0	1	0	0	0	0	0	3
12:30	2	0	1	0	0	0	0	0	3	2	0	0	0	0	0	0	0	2
12:45	2	0	1	0	0	0	0	0	3	2	0	0	0	0	0	0	0	2
Hour	9	1	2	0	0	0	0	0	12	8	0	2	0	0	0	0	0	10
13:00	4	0	1	0	0	0	1	0	6	3	0	0	0	0	0	0	0	3
13:15	3	0	1	0	0	0	0	1	5	5	0	0	0	0	0	0	0	5
13:30	3	0	1	0	0	0	0	0	4	2	0	0	0	0	0	0	0	2
13:45	2	0	1	0	0	0	0	0	3	4	1	0	0	0	0	0	0	5
Hour	12	0	4	0	0	0	1	1	18	14	1	0	0	0	0	0	0	15
14:00	3	1	0	0	0	0	0	0	4	2	0	1	0	0	0	0	0	3
14:15	2	1	0	0	0	0	0	0	3	4	0	0	0	0	0	0	0	4
14:30	1	0	0	0	0	0	0	0	1	3	0	0	0	0	0	0	0	3
14:45	2	0	0	0	0	0	0	0	2	3	0	1	1	0	0	0	0	5
Hour	8	2	0	0	0	0	0	0	10	12	0	2	1	0	0	0	0	15
15:00	0	0	0	0	0	0	0	0	0	2	0	1	0	0	0	0	0	3
15:15	1	0	0	0	0	0	0	0	1	4	0	1	0	0	0	0	0	5
15:30	2	0	0	0	0	0	0	0	2	1	1	2	0	0	0	0	0	4
15:45	2	0	0	0	0	0	0	0	2	1	0	2	1	0	1	0	0	5
Hour	5	0	0	0	0	0	0	0	5	8	1	6	1	0	1	0	0	17
16:00	1	0	0	0	0	0	0	0	1	1	0	0	2	0	0	0	0	3
16:15	1	0	0	0	0	0	0	1	2	1	1	0	0	0	0	0	0	2
16:30	3	0	0	0	0	0	0	0	3	3	0	0	1	0	0	0	0	4
16:45	1	1	0	0	0	0	0	0	2	4	2	0	0	0	0	0	0	6
Hour	6	1	0	0	0	0	0	1	8	9	3	0	3	0	0	0	0	15
17:00	0	0	0	0	0	0	0	0	0	3	1	0	0	0	0	0	0	4
17:15	2	0	1	0	0	0	0	0	3	2	0	1	0	0	0	0	0	3
17:30	0	0	0	0	0	0	0	0	0	6	0	2	0	0	0	0	0	8
17:45	0	0	0	0	0	0	0	0	0	3	0	0	1	0	0	0	0	4
Hour	2	0	1	0	0	0	0	0	3	14	1	3	1	0	0	0	0	19
18:00	1	0	0	0	0	0	0	0	1	1	0	0	1	0	0	0	0	2
18:15	1	0	0	0	0	0	0	0	1	4	0	0	0	0	0	0	0	4
18:30	3	0	0	0	0	0	0	0	3	2	0	0	0	0	0	0	0	2
18:45	2	0	0	0	0	0	0	0	2	7	0	0	0	0	0	0	0	7
Hour	7	0	0	0	0	0	0	0	7	14	0	0	1	0	0	0	0	15
19:00	4	0	0	0	0	0	0	0	4	7	0	0	0	0	0	0	0	7
19:15	1	0	0	0	0	0	0	0	1	3	0	0	0	0	0	0	0	3
19:30	0	0	0	0	0	0	0	0	0	2	2	1	0	0	0	0	0	5
19:45	1	0	0	0	0	0	0	0	1	4	0	0	0	0	0	0	0	4
Hour	6	0	0	0	0	0	0	0	6	16	2	1	0	0	0	0	0	19
20:00	8	0	0	0	0	0	0	0	8	10	0	0	0	0	0	0	0	10
20:15	3	0	0	0	0	0	0	0	3	2	0	0	0	0	0	0	0	2
20:30	2	0	0	0	0	0	0	0	2	3	0	0	0	0	0	0	0	3
20:45	1	0	0	0	0	0	0	0	1	1	0	1	0	0	0	0	0	2
Hour	14	0	0	0	0	0	0	0	14	16	0	1	0	0	0	0	0	17
21:00	4	0	0	0	0	0	0	0	4	3	0	0	0	0	0	0	0	3
21:15	2	0	0	0	0	0	0	0	2	0	0	0	0	0	0	0	0	0
21:30	0	0	0	0	0	0	0	0	0	2	0	0	0	0	0	0	0	2
21:45	0	0	0	0	0	0	0	0	0	1	0	1	0	0	0	0	0	2
Hour	6	0	0	0	0	0	0	0	6	6	0	1	0	0	0	0	0	7
22:00	4	0	0	0	0	0	0	0	4	3	0	0	0	0	0	0	0	3
22:15	0	0	0	0	0	0	0	0	0	1	0	0	0	0	0	0	0	1
22:30	1	0	0	0	0	0	0	0	1	1	0	0	0	0	0	0	0	1
22:45	0	0	0	0	0	0	0	0	0	1	1	0	0	0	0	0	0	2
Hour	5	0	0	0	0	0	0	0	5	6	1	0	0	0	0	0	0	7
23:00	2	0	0	0	0	0	0	0	2	0	0	0	0	0	0	0	0	0
23:15	1	0	0	0	0	0	0	0	1	0	0	0	0	0	0	0	0	0
23:30	0	0	0	0	0	0	0	0	0	0	0	1	0	0	0	0	0	1
23:45	0	0	0	0	0	0	0	0	0	0	0	0	0	0	0	0	0	0
Hour	3	0	0	0	0	0	0	0	3	0	0	1	0	0	0	0	0	1
Total	83	4	7	0	0	0	1	2	97	123	9	17	7	0	1	0	0	157

Site No. 4
Location Sean Moore Road / Beach Road(N) / Cranfield Place / Beach Road(S)
Date 04 April 2017

Time	C to B - Cranfield Place to Beach Road(N)								Veh. Total	C to A - Cranfield Place to Sean Moore Road								Veh. Total
	CAR	TAXI	LGV	HGV	Dbus	Obus	M/C	P/C		CAR	TAXI	LGV	HGV	Dbus	Obus	M/C	P/C	
12:00	0	0	0	0	0	0	0	0	0	0	0	0	0	0	0	0	0	0
12:15	0	0	0	0	0	0	0	0	0	0	0	0	0	0	0	0	0	0
12:30	0	0	0	0	0	0	0	0	0	0	0	0	0	0	0	0	0	0
12:45	0	0	0	0	0	0	0	0	0	0	0	0	0	0	0	0	0	0
Hour	0	0	0	0	0	0	0	0	0	0	0	0	0	0	0	0	0	0
13:00	0	0	0	0	0	0	0	0	0	0	0	0	0	0	0	0	0	0
13:15	1	0	0	0	0	0	0	0	1	0	0	0	0	0	0	0	0	0
13:30	0	0	0	0	0	0	0	0	0	0	0	0	0	0	0	0	0	0
13:45	0	0	0	0	0	0	0	0	0	0	0	0	0	0	0	0	0	0
Hour	1	0	0	0	0	0	0	0	1	0	0	0	0	0	0	0	0	0
14:00	0	0	0	0	0	0	0	0	0	0	0	0	0	0	0	0	0	0
14:15	0	0	0	0	0	0	0	0	0	0	0	0	0	0	0	0	0	0
14:30	0	0	0	0	0	0	0	0	0	0	0	0	0	0	0	0	0	0
14:45	0	0	0	0	0	0	0	0	0	0	0	0	0	0	0	0	0	0
Hour	0	0	0	0	0	0	0	0	0	0	0	0	0	0	0	0	0	0
15:00	0	0	0	0	0	0	0	0	0	0	0	0	0	0	0	0	0	0
15:15	0	0	0	0	0	0	0	0	0	0	0	0	0	0	0	0	0	0
15:30	0	0	0	0	0	0	0	0	0	0	0	0	0	0	0	0	0	0
15:45	0	0	0	0	0	0	0	0	0	0	0	0	0	0	0	0	0	0
Hour	0	0	0	0	0	0	0	0	0	0	0	0	0	0	0	0	0	0
16:00	0	0	0	0	0	0	0	0	0	0	0	0	0	0	0	0	0	0
16:15	0	0	0	0	0	0	0	0	0	0	0	0	0	0	0	0	0	0
16:30	1	0	0	0	0	0	0	0	1	0	0	0	0	0	0	0	0	0
16:45	0	0	0	0	0	0	0	0	0	0	0	0	0	0	0	0	0	0
Hour	1	0	0	0	0	0	0	0	1	0	0	0	0	0	0	0	0	0
17:00	0	0	0	0	0	0	0	0	0	0	0	0	0	0	0	0	0	0
17:15	0	0	0	0	0	0	0	0	0	0	0	0	0	0	0	0	0	0
17:30	0	0	0	0	0	0	0	0	0	0	0	0	0	0	0	0	0	0
17:45	0	0	0	0	0	0	0	0	0	0	0	0	0	0	0	0	0	0
Hour	0	0	0	0	0	0	0	0	0	0	0	0	0	0	0	0	0	0
18:00	0	0	0	0	0	0	0	0	0	0	0	0	0	0	0	0	0	0
18:15	0	0	0	0	0	0	0	0	0	0	0	0	0	0	0	0	0	0
18:30	0	0	0	0	0	0	0	0	0	0	0	0	0	0	0	0	0	0
18:45	0	0	0	0	0	0	0	0	0	0	0	0	0	0	0	0	0	0
Hour	0	0	0	0	0	0	0	0	0	0	0	0	0	0	0	0	0	0
19:00	0	0	0	0	0	0	0	0	0	0	0	0	0	0	0	0	0	0
19:15	0	0	0	0	0	0	0	0	0	0	0	0	0	0	0	0	0	0
19:30	0	0	0	0	0	0	0	0	0	0	0	0	0	0	0	0	0	0
19:45	0	0	0	0	0	0	0	0	0	0	0	0	0	0	0	0	0	0
Hour	0	0	0	0	0	0	0	0	0	0	0	0	0	0	0	0	0	0
20:00	0	0	0	0	0	0	0	0	0	0	0	0	0	0	0	0	0	0
20:15	0	0	0	0	0	0	0	0	0	0	0	0	0	0	0	0	0	0
20:30	0	0	0	0	0	0	0	0	0	0	0	0	0	0	0	0	0	0
20:45	0	0	0	0	0	0	0	0	0	0	0	0	0	0	0	0	0	0
Hour	0	0	0	0	0	0	0	0	0	0	0	0	0	0	0	0	0	0
21:00	0	0	0	0	0	0	0	0	0	0	0	0	0	0	0	0	0	0
21:15	0	0	0	0	0	0	0	0	0	0	0	0	0	0	0	0	0	0
21:30	0	0	0	0	0	0	0	0	0	0	0	0	0	0	0	0	0	0
21:45	0	0	0	0	0	0	0	0	0	0	0	0	0	0	0	0	0	0
Hour	0	0	0	0	0	0	0	0	0	0	0	0	0	0	0	0	0	0
22:00	0	0	0	0	0	0	0	0	0	0	0	0	0	0	0	0	0	0
22:15	0	0	0	0	0	0	0	0	0	0	0	0	0	0	0	0	0	0
22:30	0	0	0	0	0	0	0	0	0	0	0	0	0	0	0	0	0	0
22:45	0	0	0	0	0	0	0	0	0	0	0	0	0	0	0	0	0	0
Hour	0	0	0	0	0	0	0	0	0	0	0	0	0	0	0	0	0	0
23:00	0	0	0	0	0	0	0	0	0	0	0	0	0	0	0	0	0	0
23:15	0	0	0	0	0	0	0	0	0	0	0	0	0	0	0	0	0	0
23:30	0	0	0	0	0	0	0	0	0	0	0	1	0	0	0	0	0	1
23:45	0	0	0	0	0	0	0	0	0	0	0	0	0	0	0	0	0	0
Hour	0	0	0	0	0	0	0	0	0	0	0	1	0	0	0	0	0	1
Total	2	0	0	0	0	0	0	0	2	0	0	1	0	0	0	0	0	1

Site No. 4
Location Sean Moore Road / Beach Road(N) / Cranfield Place / Beach Road(S)
Date 04 April 2017

Time	C to D - Cranfield Place to Beach Road(S)								Veh. Total	C to C - Cranfield Place to Cranfield Place								Veh. Total
	CAR	TAXI	LGV	HGV	Dbus	Obus	M/C	P/C		CAR	TAXI	LGV	HGV	Dbus	Obus	M/C	P/C	
12:00	0	0	0	0	0	0	0	0	0	0	0	0	0	0	0	0	0	0
12:15	0	0	0	0	0	0	0	0	0	0	0	0	0	0	0	0	0	0
12:30	0	0	0	0	0	0	0	0	0	0	0	0	0	0	0	0	0	0
12:45	0	0	0	0	0	0	0	0	0	0	0	0	0	0	0	0	0	0
Hour	0	0	0	0	0	0	0	0	0	0	0	0	0	0	0	0	0	0
13:00	0	0	0	0	0	0	0	0	0	0	0	0	0	0	0	0	0	0
13:15	0	0	0	0	0	0	0	0	0	0	0	0	0	0	0	0	0	0
13:30	0	0	0	0	0	0	0	0	0	0	0	0	0	0	0	0	0	0
13:45	0	0	0	0	0	0	0	0	0	0	0	0	0	0	0	0	0	0
Hour	0	0	0	0	0	0	0	0	0	0	0	0	0	0	0	0	0	0
14:00	0	0	0	0	0	0	0	0	0	0	0	0	0	0	0	0	0	0
14:15	0	0	0	0	0	0	0	0	0	0	0	0	0	0	0	0	0	0
14:30	0	0	0	0	0	0	0	0	0	0	0	0	0	0	0	0	0	0
14:45	0	0	0	0	0	0	0	0	0	0	0	0	0	0	0	0	0	0
Hour	0	0	0	0	0	0	0	0	0	0	0	0	0	0	0	0	0	0
15:00	0	0	0	0	0	0	0	0	0	0	0	0	0	0	0	0	0	0
15:15	0	0	0	0	0	0	0	0	0	0	0	0	0	0	0	0	0	0
15:30	0	0	0	0	0	0	0	0	0	0	0	0	0	0	0	0	0	0
15:45	0	0	0	0	0	0	0	0	0	0	0	0	0	0	0	0	0	0
Hour	0	0	0	0	0	0	0	0	0	0	0	0	0	0	0	0	0	0
16:00	0	0	0	0	0	0	0	0	0	0	0	0	0	0	0	0	0	0
16:15	0	0	0	0	0	0	0	0	0	0	0	0	0	0	0	0	0	0
16:30	0	0	0	0	0	0	0	0	0	0	0	0	0	0	0	0	0	0
16:45	0	0	0	0	0	0	0	0	0	0	0	0	0	0	0	0	0	0
Hour	0	0	0	0	0	0	0	0	0	0	0	0	0	0	0	0	0	0
17:00	0	0	0	0	0	0	0	0	0	0	0	0	0	0	0	0	0	0
17:15	0	0	0	0	0	0	0	0	0	0	0	0	0	0	0	0	0	0
17:30	0	0	0	0	0	0	0	0	0	0	0	0	0	0	0	0	0	0
17:45	0	0	0	0	0	0	0	0	0	0	0	0	0	0	0	0	0	0
Hour	0	0	0	0	0	0	0	0	0	0	0	0	0	0	0	0	0	0
18:00	0	0	0	0	0	0	0	0	0	0	0	0	0	0	0	0	0	0
18:15	0	0	0	0	0	0	0	0	0	0	0	0	0	0	0	0	0	0
18:30	0	0	0	0	0	0	0	0	0	0	0	0	0	0	0	0	0	0
18:45	0	0	0	0	0	0	0	0	0	0	0	0	0	0	0	0	0	0
Hour	0	0	0	0	0	0	0	0	0	0	0	0	0	0	0	0	0	0
19:00	0	0	0	0	0	0	0	0	0	0	0	0	0	0	0	0	0	0
19:15	0	0	0	0	0	0	0	0	0	0	0	0	0	0	0	0	0	0
19:30	0	0	0	0	0	0	0	0	0	0	0	0	0	0	0	0	0	0
19:45	0	0	0	0	0	0	0	0	0	0	0	0	0	0	0	0	0	0
Hour	0	0	0	0	0	0	0	0	0	0	0	0	0	0	0	0	0	0
20:00	0	0	0	0	0	0	0	0	0	0	0	0	0	0	0	0	0	0
20:15	0	0	0	0	0	0	0	0	0	0	0	0	0	0	0	0	0	0
20:30	0	0	0	0	0	0	0	0	0	0	0	0	0	0	0	0	0	0
20:45	0	0	0	0	0	0	0	0	0	0	0	0	0	0	0	0	0	0
Hour	0	0	0	0	0	0	0	0	0	0	0	0	0	0	0	0	0	0
21:00	0	0	0	0	0	0	0	0	0	0	0	0	0	0	0	0	0	0
21:15	0	0	0	0	0	0	0	0	0	0	0	0	0	0	0	0	0	0
21:30	0	0	0	0	0	0	0	0	0	0	0	0	0	0	0	0	0	0
21:45	0	0	0	0	0	0	0	0	0	0	0	0	0	0	0	0	0	0
Hour	0	0	0	0	0	0	0	0	0	0	0	0	0	0	0	0	0	0
22:00	0	0	0	0	0	0	0	0	0	0	0	0	0	0	0	0	0	0
22:15	0	0	0	0	0	0	0	0	0	0	0	0	0	0	0	0	0	0
22:30	0	0	0	0	0	0	0	0	0	0	0	0	0	0	0	0	0	0
22:45	0	0	0	0	0	0	0	0	0	0	0	0	0	0	0	0	0	0
Hour	0	0	0	0	0	0	0	0	0	0	0	0	0	0	0	0	0	0
23:00	0	0	0	0	0	0	0	0	0	0	0	0	0	0	0	0	0	0
23:15	0	0	0	0	0	0	0	0	0	0	0	0	0	0	0	0	0	0
23:30	0	0	0	0	0	0	0	0	0	0	0	0	0	0	0	0	0	0
23:45	0	0	0	0	0	0	0	0	0	0	0	0	0	0	0	0	0	0
Hour	0	0	0	0	0	0	0	0	0	0	0	0	0	0	0	0	0	0
Total	0	0	0	0	0	0	0	0	0	0	0	0	0	0	0	0	0	0

Site No. 4
Location Sean Moore Road / Beach Road(N) / Cranfield Place / Beach Road(S)
Date 04 April 2017

Time	D to C - Beach Road(S) to Cranfield Place								Veh. Total	D to B - Beach Road(S) to Beach Road(N)								Veh. Total
	CAR	TAXI	LGV	HGV	Dbus	Obus	M/C	P/C		CAR	TAXI	LGV	HGV	Dbus	Obus	M/C	P/C	
12:00	3	0	1	0	0	0	0	0	4	116	8	11	5	0	1	0	2	143
12:15	6	0	0	0	0	0	0	0	6	113	4	28	5	0	0	0	0	150
12:30	1	0	1	0	0	0	0	0	2	82	2	18	8	0	0	2	2	114
12:45	1	0	1	0	0	0	0	0	2	74	6	12	8	0	0	1	6	107
Hour	11	0	3	0	0	0	0	0	14	385	20	69	26	0	1	3	10	514
13:00	3	0	1	0	0	0	0	0	4	115	9	21	8	0	0	1	2	156
13:15	1	0	0	0	0	0	0	0	1	95	6	14	5	0	1	1	4	126
13:30	6	0	0	0	0	0	0	0	6	107	5	6	5	0	0	0	4	127
13:45	3	0	1	0	0	0	0	0	4	104	9	15	5	1	0	0	2	136
Hour	13	0	2	0	0	0	0	0	15	421	29	56	23	1	1	2	12	545
14:00	9	0	0	0	0	0	0	0	9	99	5	8	3	0	0	2	0	117
14:15	7	0	0	0	0	0	0	0	7	102	7	11	5	0	0	0	7	132
14:30	4	0	0	0	0	0	0	0	4	129	6	11	6	0	0	2	3	157
14:45	4	0	0	0	0	0	0	0	4	115	9	21	5	0	0	1	3	154
Hour	24	0	0	0	0	0	0	0	24	445	27	51	19	0	0	5	13	560
15:00	8	0	0	0	0	0	0	0	8	96	9	15	6	0	1	1	2	130
15:15	0	0	2	0	0	0	0	0	2	108	3	14	2	0	1	1	3	132
15:30	2	0	2	0	0	0	0	1	5	125	7	14	2	0	0	0	2	150
15:45	4	0	0	0	0	0	0	0	4	118	4	17	5	0	0	3	5	152
Hour	14	0	4	0	0	0	0	1	19	447	23	60	15	0	2	5	12	564
16:00	1	0	1	0	0	0	0	0	2	136	8	19	4	0	2	2	6	177
16:15	2	0	0	0	0	0	0	0	2	169	10	18	4	1	0	7	4	213
16:30	1	0	0	0	0	0	0	0	1	132	7	26	5	0	0	2	2	174
16:45	2	0	0	0	0	0	0	0	2	136	5	14	4	0	0	1	7	167
Hour	6	0	1	0	0	0	0	0	7	573	30	77	17	1	2	12	19	731
17:00	1	0	0	0	0	0	0	0	1	115	3	13	2	0	1	6	9	149
17:15	2	0	1	0	0	0	0	0	3	100	3	13	2	0	1	8	9	136
17:30	0	1	1	1	0	0	0	0	3	108	1	5	3	0	0	6	8	131
17:45	1	0	0	0	0	0	0	0	1	128	2	15	3	1	0	4	4	157
Hour	4	1	2	1	0	0	0	0	8	451	9	46	10	1	2	24	30	573
18:00	0	0	0	0	0	0	0	0	0	133	4	13	1	1	0	6	11	169
18:15	4	0	0	0	0	0	0	0	4	94	2	8	0	0	0	1	5	110
18:30	5	0	0	0	0	0	0	0	5	127	2	3	1	0	1	7	5	146
18:45	1	0	0	0	0	0	0	0	1	124	2	8	1	0	1	4	6	146
Hour	10	0	0	0	0	0	0	0	10	478	10	32	3	1	2	18	27	571
19:00	1	0	0	0	0	0	0	0	1	117	5	7	2	0	0	3	7	141
19:15	0	0	0	0	0	0	0	0	0	124	6	9	0	0	2	5	8	154
19:30	2	0	0	0	0	0	0	0	2	107	1	5	1	0	0	1	9	124
19:45	2	0	0	0	0	0	0	0	2	97	2	2	1	1	0	1	7	111
Hour	5	0	0	0	0	0	0	0	5	445	14	23	4	1	2	10	31	530
20:00	1	0	0	0	0	0	0	1	2	72	4	4	2	0	0	0	3	85
20:15	0	0	1	0	0	0	0	0	1	80	4	4	0	0	0	5	2	95
20:30	1	0	0	0	0	0	0	0	1	57	4	2	1	0	0	2	2	68
20:45	0	0	0	0	0	0	0	0	0	65	1	1	1	0	0	1	4	73
Hour	2	0	1	0	0	0	0	1	4	274	13	11	4	0	0	8	11	321
21:00	2	0	0	0	0	0	0	0	2	48	1	0	2	1	0	1	0	53
21:15	1	0	0	0	0	0	0	1	2	72	3	3	2	0	0	1	0	81
21:30	3	0	0	0	0	0	0	0	3	49	0	4	1	0	0	0	1	55
21:45	3	0	0	0	0	0	0	0	3	46	2	3	0	0	0	2	1	54
Hour	9	0	0	0	0	0	0	1	10	215	6	10	5	1	0	4	2	243
22:00	1	0	0	0	0	0	0	0	1	38	1	3	2	0	0	3	1	48
22:15	0	0	0	0	0	0	0	0	0	36	1	0	0	0	0	1	1	39
22:30	0	0	0	0	0	0	0	0	0	27	0	1	3	0	0	3	2	36
22:45	0	0	0	0	0	0	0	0	0	29	5	1	1	0	0	0	3	39
Hour	1	0	0	0	0	0	0	0	1	130	7	5	6	0	0	7	7	162
23:00	0	0	0	0	0	0	0	0	0	23	3	2	0	0	0	0	0	28
23:15	0	0	0	0	0	0	0	0	0	20	4	0	0	0	0	0	2	26
23:30	0	0	0	0	0	0	0	0	0	7	2	1	0	0	0	0	1	11
23:45	1	0	0	0	0	0	0	0	1	16	4	1	1	0	0	3	1	26
Hour	1	0	0	0	0	0	0	0	1	66	13	4	1	0	0	3	4	91
Total	100	1	13	1	0	0	0	3	118	4330	201	444	133	6	12	101	178	5405

Site No. 4
Location Sean Moore Road / Beach Road(N) / Cranfield Place / Beach Road(S)
Date 04 April 2017

Time	D to A - Beach Road(S) to Sean Moore Road								Veh. Total	D to D - Beach Road(S) to Beach Road(S)								Veh. Total
	CAR	TAXI	LGV	HGV	Dbus	Obus	M/C	P/C		CAR	TAXI	LGV	HGV	Dbus	Obus	M/C	P/C	
12:00	0	0	0	0	0	0	0	0	0	0	0	0	0	0	0	0	0	0
12:15	0	0	0	0	0	0	0	0	0	0	0	0	0	0	0	0	0	0
12:30	0	0	0	0	0	0	0	0	0	0	0	0	0	0	0	0	0	0
12:45	0	0	0	0	0	0	0	0	0	0	0	0	0	0	0	0	0	0
Hour	0	0	0	0	0	0	0	0	0	0	0	0	0	0	0	0	0	0
13:00	0	0	0	0	0	0	0	0	0	0	0	0	0	0	0	0	0	0
13:15	0	0	0	0	0	0	0	0	0	0	0	0	0	0	0	0	0	0
13:30	0	0	0	0	0	0	0	0	0	0	0	0	0	0	0	0	0	0
13:45	0	0	0	0	0	0	0	0	0	0	0	0	0	0	0	0	0	0
Hour	0	0	0	0	0	0	0	0	0	0	0	0	0	0	0	0	0	0
14:00	0	0	0	0	0	0	0	0	0	0	0	0	0	0	0	0	0	0
14:15	0	0	0	0	0	0	0	0	0	0	0	0	0	0	0	0	0	0
14:30	0	0	0	0	0	0	0	0	0	0	0	0	0	0	0	0	0	0
14:45	0	0	0	0	0	0	0	0	0	0	0	0	0	0	0	0	0	0
Hour	0	0	0	0	0	0	0	0	0	0	0	0	0	0	0	0	0	0
15:00	0	0	0	0	0	0	0	0	0	0	0	0	0	0	0	0	0	0
15:15	0	0	0	0	0	0	0	0	0	0	0	0	0	0	0	0	0	0
15:30	0	0	0	0	0	0	0	0	0	0	0	0	0	0	0	0	0	0
15:45	0	0	0	0	0	0	0	0	0	0	0	0	0	0	0	0	0	0
Hour	0	0	0	0	0	0	0	0	0	0	0	0	0	0	0	0	0	0
16:00	0	0	0	0	0	0	0	0	0	0	0	0	0	0	0	0	0	0
16:15	0	0	0	0	0	0	0	0	0	0	0	0	0	0	0	0	0	0
16:30	0	0	0	0	0	0	0	0	0	0	0	0	0	0	0	0	0	0
16:45	0	0	0	0	0	0	0	0	0	0	0	0	0	0	0	0	0	0
Hour	0	0	0	0	0	0	0	0	0	0	0	0	0	0	0	0	0	0
17:00	0	0	0	0	0	0	0	0	0	0	0	0	0	0	0	0	0	0
17:15	0	0	0	0	0	0	0	0	0	0	0	0	0	0	0	0	0	0
17:30	0	0	0	0	0	0	0	0	0	0	0	0	0	0	0	0	0	0
17:45	0	0	0	0	0	0	0	0	0	0	0	0	0	0	0	0	0	0
Hour	0	0	0	0	0	0	0	0	0	0	0	0	0	0	0	0	0	0
18:00	0	0	0	0	0	0	0	0	0	0	0	0	0	0	0	0	0	0
18:15	0	0	0	0	0	0	0	0	0	0	0	0	0	0	0	0	0	0
18:30	0	0	0	0	0	0	0	0	0	0	0	0	0	0	0	0	0	0
18:45	0	0	0	0	0	0	0	0	0	0	0	0	0	0	0	0	0	0
Hour	0	0	0	0	0	0	0	0	0	0	0	0	0	0	0	0	0	0
19:00	0	0	0	0	0	0	0	0	0	0	0	0	0	0	0	0	0	0
19:15	0	0	0	0	0	0	0	0	0	0	0	0	0	0	0	0	0	0
19:30	0	0	0	0	0	0	0	0	0	0	0	0	0	0	0	0	0	0
19:45	0	0	0	0	0	0	0	0	0	0	0	0	0	0	0	0	0	0
Hour	0	0	0	0	0	0	0	0	0	0	0	0	0	0	0	0	0	0
20:00	0	0	0	0	0	0	0	0	0	0	0	0	0	0	0	0	0	0
20:15	0	0	0	0	0	0	0	0	0	0	0	0	0	0	0	0	0	0
20:30	0	0	0	0	0	0	0	0	0	0	0	0	0	0	0	0	0	0
20:45	0	0	0	0	0	0	0	0	0	0	0	0	0	0	0	0	0	0
Hour	0	0	0	0	0	0	0	0	0	0	0	0	0	0	0	0	0	0
21:00	0	0	0	0	0	0	0	0	0	0	0	0	0	0	0	0	0	0
21:15	0	0	0	0	0	0	0	0	0	0	0	0	0	0	0	0	0	0
21:30	0	0	0	0	0	0	0	0	0	0	0	0	0	0	0	0	0	0
21:45	0	0	0	0	0	0	0	0	0	0	0	0	0	0	0	0	0	0
Hour	0	0	0	0	0	0	0	0	0	0	0	0	0	0	0	0	0	0
22:00	0	0	0	0	0	0	0	0	0	0	0	0	0	0	0	0	0	0
22:15	0	0	0	0	0	0	0	0	0	0	0	0	0	0	0	0	0	0
22:30	0	0	0	0	0	0	0	0	0	0	0	0	0	0	0	0	0	0
22:45	0	0	0	0	0	0	0	0	0	0	0	0	0	0	0	0	0	0
Hour	0	0	0	0	0	0	0	0	0	0	0	0	0	0	0	0	0	0
23:00	0	0	0	0	0	0	0	0	0	0	0	0	0	0	0	0	0	0
23:15	0	0	0	0	0	0	0	0	0	0	0	0	0	0	0	0	0	0
23:30	0	0	0	0	0	0	0	0	0	0	0	0	0	0	0	0	0	0
23:45	0	0	0	0	0	0	0	0	0	0	0	0	0	0	0	0	0	0
Hour	0	0	0	0	0	0	0	0	0	0	0	0	0	0	0	0	0	0
Total	0	0	0	0	0	0	0	0	0	0	0	0	0	0	0	0	0	0

Site No. 4
Location Sean Moore Road / Beach Road(N) / Cranfield Place / Beach Road(S)
Date 04 April 2017

Time	To Arm A - Sean Moore Road								Veh. Total	From Arm A - Sean Moore Road								Veh. Total
	CAR	TAXI	LGV	HGV	Dbus	Obus	M/C	P/C		CAR	TAXI	LGV	HGV	Dbus	Obus	M/C	P/C	
12:00	0	0	0	0	0	0	0	0	0	117	5	25	11	0	1	0	0	159
12:15	0	0	0	0	0	0	0	0	0	119	7	27	8	0	2	4	1	168
12:30	0	0	0	0	0	0	0	0	0	118	5	25	17	0	0	0	0	165
12:45	0	0	0	0	0	0	0	0	0	100	2	18	13	0	2	0	1	136
Hour	0	0	0	0	0	0	0	0	0	454	19	95	49	0	5	4	2	628
13:00	0	0	0	0	0	0	0	0	0	104	2	18	9	0	0	4	1	138
13:15	0	0	0	0	0	0	0	0	0	121	0	16	12	0	0	0	1	150
13:30	0	0	0	0	0	0	0	0	0	102	4	13	7	0	0	2	4	132
13:45	0	0	0	0	0	0	0	0	0	123	9	16	9	1	0	4	2	164
Hour	0	0	0	0	0	0	0	0	0	450	15	63	37	1	0	10	8	584
14:00	0	0	0	0	0	0	0	0	0	115	2	24	9	0	0	0	4	154
14:15	0	0	0	0	0	0	0	0	0	112	4	17	5	1	2	0	2	143
14:30	0	0	0	0	0	0	0	0	0	117	3	17	7	0	0	0	2	146
14:45	0	0	0	0	0	0	0	0	0	103	8	12	7	0	0	2	0	132
Hour	0	0	0	0	0	0	0	0	0	447	17	70	28	1	2	2	8	575
15:00	0	0	0	0	0	0	0	0	0	112	8	14	13	0	0	4	1	152
15:15	0	0	0	0	0	0	0	0	0	131	7	12	7	0	2	2	1	162
15:30	0	0	0	0	0	0	0	0	0	142	8	26	2	0	1	0	0	179
15:45	0	0	0	0	0	0	0	0	0	122	4	19	7	6	0	2	1	161
Hour	0	0	0	0	0	0	0	0	0	507	27	71	29	6	3	8	3	654
16:00	0	0	0	0	0	0	0	0	0	168	8	12	8	6	2	3	7	214
16:15	0	0	0	0	0	0	0	0	0	127	4	21	6	3	2	9	6	178
16:30	0	0	0	0	0	0	0	0	0	164	8	16	1	3	2	3	7	204
16:45	0	0	0	0	0	0	0	0	0	155	2	13	4	1	0	8	5	188
Hour	0	0	0	0	0	0	0	0	0	614	22	62	19	13	6	23	25	784
17:00	0	0	0	0	0	0	0	0	0	160	6	15	4	0	0	3	5	193
17:15	0	0	0	0	0	0	0	0	0	153	6	12	2	0	0	12	13	198
17:30	0	0	0	0	0	0	0	0	0	179	2	11	0	0	0	8	9	209
17:45	0	0	0	0	0	0	0	0	0	153	8	21	4	0	0	7	6	199
Hour	0	0	0	0	0	0	0	0	0	645	22	59	10	0	0	30	33	799
18:00	0	0	0	0	0	0	0	0	0	218	8	10	1	0	0	3	7	247
18:15	0	0	0	0	0	0	0	0	0	194	7	15	2	0	0	3	7	228
18:30	0	0	0	0	0	0	0	0	0	173	4	7	3	0	0	9	6	202
18:45	0	0	0	0	0	0	0	0	0	159	7	4	1	0	0	9	9	189
Hour	0	0	0	0	0	0	0	0	0	744	26	36	7	0	0	24	29	866
19:00	0	0	0	0	0	0	0	0	0	196	9	16	1	0	0	2	2	226
19:15	0	0	0	0	0	0	0	0	0	137	4	4	0	0	0	4	4	153
19:30	0	0	0	0	0	0	0	0	0	142	10	5	1	0	0	2	4	164
19:45	0	0	0	0	0	0	0	0	0	101	14	6	1	1	1	1	1	126
Hour	0	0	0	0	0	0	0	0	0	576	37	31	3	1	1	9	11	669
20:00	0	0	0	0	0	0	0	0	0	110	1	6	1	0	0	3	6	127
20:15	0	0	0	0	0	0	0	0	0	64	2	5	0	0	0	3	2	76
20:30	0	0	0	0	0	0	0	0	0	100	4	3	2	0	1	1	5	116
20:45	0	0	0	0	0	0	0	0	0	105	2	4	3	0	0	1	1	116
Hour	0	0	0	0	0	0	0	0	0	379	9	18	6	0	1	8	14	435
21:00	0	0	0	0	0	0	0	0	0	73	0	4	1	0	0	2	1	81
21:15	0	0	0	0	0	0	0	0	0	93	1	2	1	0	0	2	1	100
21:30	0	0	0	0	0	0	0	0	0	72	2	1	2	0	0	1	0	78
21:45	0	0	0	0	0	0	0	0	0	70	1	0	1	0	0	1	4	77
Hour	0	0	0	0	0	0	0	0	0	308	4	7	5	0	0	6	6	336
22:00	0	0	0	0	0	0	0	0	0	55	2	2	1	0	0	0	0	60
22:15	0	0	0	0	0	0	0	0	0	26	0	1	3	0	0	1	0	31
22:30	0	0	0	0	0	0	0	0	0	38	0	0	0	0	0	5	0	43
22:45	0	0	0	0	0	0	0	0	0	32	1	0	0	0	0	1	0	34
Hour	0	0	0	0	0	0	0	0	0	151	3	3	4	0	0	7	0	168
23:00	0	0	0	0	0	0	0	0	0	24	3	1	1	1	0	1	0	31
23:15	0	0	0	0	0	0	0	0	0	35	3	2	1	0	0	0	0	41
23:30	0	0	1	0	0	0	0	0	1	19	0	1	0	0	0	0	0	20
23:45	0	0	0	0	0	0	0	0	0	18	1	0	0	0	0	0	0	19
Hour	0	0	1	0	0	0	0	0	1	96	7	4	2	1	0	1	0	111
Total	0	0	1	0	0	0	0	0	1	5371	208	519	199	23	18	132	139	6609

Site No. 4
Location Sean Moore Road / Beach Road(N) / Cranfield Place / Beach Road(S)
Date 04 April 2017

Time	To Arm B - Beach Road(N)								Veh. Total	From Arm B - Beach Road(N)								Veh. Total
	CAR	TAXI	LGV	HGV	Dbus	Obus	M/C	P/C		CAR	TAXI	LGV	HGV	Dbus	Obus	M/C	P/C	
12:00	148	12	22	10	0	2	0	2	196	31	3	2	1	0	1	0	3	41
12:15	150	7	42	8	0	0	0	0	207	28	1	4	0	0	0	0	0	33
12:30	110	4	27	15	0	0	2	2	160	51	4	4	1	0	0	2	1	63
12:45	97	7	18	15	0	1	1	7	146	45	3	3	0	0	0	0	9	60
Hour	505	30	109	48	0	3	3	11	709	155	11	13	2	0	1	2	13	197
13:00	149	9	32	12	0	0	1	2	205	54	0	7	1	0	0	1	5	68
13:15	138	6	21	9	0	1	1	4	180	47	1	9	0	0	0	0	3	60
13:30	137	7	11	7	0	0	0	6	168	36	5	4	0	0	1	1	2	49
13:45	128	14	21	10	1	0	0	2	176	49	4	7	0	0	0	2	3	65
Hour	552	36	85	38	1	1	2	14	729	186	10	27	1	0	1	4	13	242
14:00	128	6	21	10	0	0	2	1	168	42	3	4	1	0	0	0	2	52
14:15	125	8	18	9	1	2	0	7	170	48	3	5	0	0	0	0	1	57
14:30	157	7	16	8	0	0	2	3	193	49	2	3	0	0	1	0	4	59
14:45	132	12	28	10	0	0	2	3	187	43	2	8	1	0	0	0	0	54
Hour	542	33	83	37	1	2	6	14	718	182	10	20	2	0	1	0	7	222
15:00	126	11	20	11	0	1	1	2	172	33	5	6	1	0	0	0	1	46
15:15	150	4	19	7	0	3	1	3	187	48	3	5	0	0	0	0	1	57
15:30	161	9	24	2	0	0	0	2	198	52	6	7	0	0	0	0	1	66
15:45	137	7	21	10	0	1	3	5	184	48	1	10	1	1	1	1	2	65
Hour	574	31	84	30	0	5	5	12	741	181	15	28	2	1	1	1	5	234
16:00	183	9	20	10	0	2	3	10	237	41	3	5	2	0	1	3	1	56
16:15	192	12	21	7	1	1	7	6	247	47	2	7	1	0	0	0	5	62
16:30	189	9	30	6	0	0	3	4	241	39	1	7	1	0	0	0	6	54
16:45	172	8	20	5	0	0	1	7	213	42	5	7	0	0	0	1	6	61
Hour	736	38	91	28	1	3	14	27	938	169	11	26	4	0	1	4	18	233
17:00	151	7	22	3	0	1	6	9	199	37	3	0	0	0	0	1	12	53
17:15	135	4	19	2	0	1	8	11	180	39	2	3	0	0	0	3	10	57
17:30	159	2	11	3	0	0	7	10	192	42	0	4	0	0	0	0	18	64
17:45	153	6	25	5	1	0	4	5	199	55	0	2	1	0	0	2	18	78
Hour	598	19	77	13	1	2	25	35	770	173	5	9	1	0	0	6	58	252
18:00	184	7	16	2	1	0	6	13	229	39	1	0	1	0	0	0	20	61
18:15	136	4	13	2	0	0	2	6	163	51	0	2	0	0	0	0	16	69
18:30	177	3	6	3	0	1	8	5	203	44	0	5	0	0	0	1	17	67
18:45	159	4	8	2	0	1	5	7	186	56	2	1	0	1	0	0	7	67
Hour	656	18	43	9	1	2	21	31	781	190	3	8	1	1	0	1	60	264
19:00	169	9	9	2	0	0	3	7	199	67	2	4	0	0	0	2	8	83
19:15	156	7	12	0	0	2	6	8	191	63	2	5	0	0	0	0	7	77
19:30	131	6	8	1	0	0	1	10	157	60	6	6	0	0	0	2	10	84
19:45	130	5	5	1	2	0	1	7	151	63	6	0	0	0	0	1	7	77
Hour	586	27	34	4	2	2	11	32	698	253	16	15	0	0	0	5	32	321
20:00	98	4	5	2	0	0	1	5	115	77	1	3	0	0	0	0	3	84
20:15	98	5	4	0	0	0	5	2	114	43	4	1	0	0	0	1	5	54
20:30	89	5	3	1	0	1	2	3	104	44	1	0	0	0	0	0	2	47
20:45	94	2	5	2	0	0	1	5	109	37	2	3	0	0	0	1	4	47
Hour	379	16	17	5	0	1	9	15	442	201	8	7	0	0	0	2	14	232
21:00	72	1	1	2	1	0	1	0	78	48	0	0	0	0	0	0	3	51
21:15	92	3	5	2	0	0	1	0	103	26	0	0	0	0	0	1	0	27
21:30	63	2	5	1	0	0	1	1	73	32	0	0	0	0	0	0	5	37
21:45	68	3	4	0	0	0	2	1	78	24	1	1	0	0	0	0	1	27
Hour	295	9	15	5	1	0	5	2	332	130	1	1	0	0	0	1	9	142
22:00	51	3	3	2	0	0	3	1	63	48	3	0	0	0	0	0	0	51
22:15	44	1	0	0	0	0	1	1	47	18	0	0	0	0	0	0	1	19
22:30	37	0	1	3	0	0	3	2	46	31	3	0	0	0	2	0	1	37
22:45	34	6	1	1	0	0	0	3	45	26	6	0	0	0	0	0	4	36
Hour	166	10	5	6	0	0	7	7	201	123	12	0	0	0	2	0	6	143
23:00	24	5	3	0	0	0	0	0	32	20	5	0	0	0	0	1	0	26
23:15	33	7	0	0	0	0	0	2	42	16	5	0	0	0	0	0	0	21
23:30	9	2	2	0	0	0	0	1	14	14	3	1	0	0	0	0	2	20
23:45	17	4	1	1	0	0	3	1	27	10	1	1	0	0	0	0	0	12
Hour	83	18	6	1	0	0	3	4	115	60	14	2	0	0	0	1	2	79
Total	5672	285	649	224	8	21	111	204	7174	2003	116	156	13	2	7	27	237	2561

Site No. 4
Location Sean Moore Road / Beach Road(N) / Cranfield Place / Beach Road(S)
Date 04 April 2017

Time	To Arm C - Cranfield Place								Veh. Total	From Arm C - Cranfield Place								Veh. Total
	CAR	TAXI	LGV	HGV	Dbus	Obus	M/C	P/C		CAR	TAXI	LGV	HGV	Dbus	Obus	M/C	P/C	
12:00	13	0	3	1	0	0	0	0	17	0	0	0	0	0	0	0	0	0
12:15	17	1	2	0	0	1	1	0	22	0	0	0	0	0	0	0	0	0
12:30	19	3	3	2	0	0	0	0	27	0	0	0	0	0	0	0	0	0
12:45	12	0	4	1	0	1	0	0	18	0	0	0	0	0	0	0	0	0
Hour	61	4	12	4	0	2	1	0	84	0	0	0	0	0	0	0	0	0
13:00	22	2	3	0	0	0	1	0	28	0	0	0	0	0	0	0	0	0
13:15	16	0	3	2	0	0	0	2	23	1	0	0	0	0	0	0	0	1
13:30	19	1	2	1	0	0	0	1	24	0	0	0	0	0	0	0	0	0
13:45	18	3	5	1	0	0	1	0	28	0	0	0	0	0	0	0	0	0
Hour	75	6	13	4	0	0	2	3	103	1	0	0	0	0	0	0	0	1
14:00	23	2	1	1	0	0	0	2	29	0	0	0	0	0	0	0	0	0
14:15	22	1	1	0	0	0	0	0	24	0	0	0	0	0	0	0	0	0
14:30	19	2	2	0	0	0	0	0	23	0	0	0	0	0	0	0	0	0
14:45	13	4	1	0	0	0	0	0	18	0	0	0	0	0	0	0	0	0
Hour	77	9	5	1	0	0	0	2	94	0	0	0	0	0	0	0	0	0
15:00	18	1	2	1	0	0	0	1	23	0	0	0	0	0	0	0	0	0
15:15	9	2	3	0	0	0	1	0	15	0	0	0	0	0	0	0	0	0
15:30	18	4	6	0	0	0	0	1	29	0	0	0	0	0	0	0	0	0
15:45	21	0	2	1	0	0	0	0	24	0	0	0	0	0	0	0	0	0
Hour	66	7	13	2	0	0	1	2	91	0	0	0	0	0	0	0	0	0
16:00	17	2	3	0	0	0	0	2	24	0	0	0	0	0	0	0	0	0
16:15	18	0	5	0	0	1	0	2	26	0	0	0	0	0	0	0	0	0
16:30	20	2	2	0	0	0	0	3	27	1	0	0	0	0	0	0	0	1
16:45	19	1	1	0	0	0	0	2	23	0	0	0	0	0	0	0	0	0
Hour	74	5	11	0	0	1	0	9	100	1	0	0	0	0	0	0	0	1
17:00	25	2	1	0	0	0	1	0	29	0	0	0	0	0	0	0	0	0
17:15	26	4	3	1	0	0	1	4	39	0	0	0	0	0	0	0	0	0
17:30	24	1	2	1	0	0	0	0	28	0	0	0	0	0	0	0	0	0
17:45	21	2	3	0	0	0	0	0	26	0	0	0	0	0	0	0	0	0
Hour	96	9	9	2	0	0	2	4	122	0	0	0	0	0	0	0	0	0
18:00	20	3	1	0	0	0	0	0	24	0	0	0	0	0	0	0	0	0
18:15	36	4	4	0	0	0	0	1	45	0	0	0	0	0	0	0	0	0
18:30	28	1	0	0	0	0	2	0	31	0	0	0	0	0	0	0	0	0
18:45	23	4	1	0	0	0	2	2	32	0	0	0	0	0	0	0	0	0
Hour	107	12	6	0	0	0	4	3	132	0	0	0	0	0	0	0	0	0
19:00	24	1	3	0	0	0	0	0	28	0	0	0	0	0	0	0	0	0
19:15	13	1	0	0	0	0	0	0	14	0	0	0	0	0	0	0	0	0
19:30	15	3	0	0	0	0	0	1	19	0	0	0	0	0	0	0	0	0
19:45	10	2	0	0	0	0	1	0	13	0	0	0	0	0	0	0	0	0
Hour	62	7	3	0	0	0	1	1	74	0	0	0	0	0	0	0	0	0
20:00	23	1	1	0	0	0	0	3	28	0	0	0	0	0	0	0	0	0
20:15	13	0	2	0	0	0	0	1	16	0	0	0	0	0	0	0	0	0
20:30	10	2	0	0	0	0	0	1	13	0	0	0	0	0	0	0	0	0
20:45	7	0	0	0	0	0	0	0	7	0	0	0	0	0	0	0	0	0
Hour	53	3	3	0	0	0	0	5	64	0	0	0	0	0	0	0	0	0
21:00	8	0	0	0	0	0	1	0	9	0	0	0	0	0	0	0	0	0
21:15	8	1	0	0	0	0	0	1	10	0	0	0	0	0	0	0	0	0
21:30	11	0	0	0	0	0	0	0	11	0	0	0	0	0	0	0	0	0
21:45	5	0	0	0	0	0	0	0	5	0	0	0	0	0	0	0	0	0
Hour	32	1	0	0	0	0	1	1	35	0	0	0	0	0	0	0	0	0
22:00	8	0	0	0	0	0	0	0	8	0	0	0	0	0	0	0	0	0
22:15	3	0	0	0	0	0	0	0	3	0	0	0	0	0	0	0	0	0
22:30	4	0	0	0	0	0	0	0	4	0	0	0	0	0	0	0	0	0
22:45	1	1	0	0	0	0	0	0	2	0	0	0	0	0	0	0	0	0
Hour	16	1	0	0	0	0	0	0	17	0	0	0	0	0	0	0	0	0
23:00	4	1	0	0	0	0	0	0	5	0	0	0	0	0	0	0	0	0
23:15	1	0	0	0	0	0	0	0	1	0	0	0	0	0	0	0	0	0
23:30	3	0	0	0	0	0	0	0	3	0	0	1	0	0	0	0	0	1
23:45	2	1	0	0	0	0	0	0	3	0	0	0	0	0	0	0	0	0
Hour	10	2	0	0	0	0	0	0	12	0	0	1	0	0	0	0	0	1
Total	729	66	75	13	0	3	12	30	928	2	0	1	0	0	0	0	0	3

Site No. 4
Location Sean Moore Road / Beach Road(N) / Cranfield Place / Beach Road(S)
Date 04 April 2017

Time	To Arm D - Beach Road(S)								Veh. Total	From Arm D - Beach Road(S)								Veh. Total
	CAR	TAXI	LGV	HGV	Dbus	Obus	M/C	P/C		CAR	TAXI	LGV	HGV	Dbus	Obus	M/C	P/C	
12:00	106	4	14	6	0	1	0	3	134	119	8	12	5	0	1	0	2	147
12:15	99	4	15	5	0	1	3	1	128	119	4	28	5	0	0	0	0	156
12:30	123	4	18	9	0	0	2	1	157	83	2	19	8	0	0	2	2	116
12:45	111	4	12	5	0	0	0	9	141	75	6	13	8	0	0	1	6	109
Hour	439	16	59	25	0	2	5	14	560	396	20	72	26	0	1	3	10	528
13:00	105	0	12	6	0	0	4	6	133	118	9	22	8	0	0	1	2	160
13:15	111	1	15	6	0	0	0	2	135	96	6	14	5	0	1	1	4	127
13:30	95	6	10	4	0	1	3	3	122	113	5	6	5	0	0	0	4	133
13:45	133	5	13	3	1	0	5	5	165	107	9	16	5	1	0	0	2	140
Hour	444	12	50	19	1	1	12	16	555	434	29	58	23	1	1	2	12	560
14:00	114	2	14	2	0	0	0	3	135	108	5	8	3	0	0	2	0	126
14:15	122	5	14	1	0	0	0	3	145	109	7	11	5	0	0	0	7	139
14:30	123	2	13	5	0	1	0	6	150	133	6	11	6	0	0	2	3	161
14:45	120	3	12	3	0	0	1	0	139	119	9	21	5	0	0	1	3	158
Hour	479	12	53	11	0	1	1	12	569	469	27	51	19	0	0	5	13	584
15:00	105	10	13	8	0	0	4	1	141	104	9	15	6	0	1	1	2	138
15:15	128	7	11	2	0	0	1	2	151	108	3	16	2	0	1	1	3	134
15:30	142	8	19	2	0	1	0	1	173	127	7	16	2	0	0	0	3	155
15:45	134	2	23	2	7	0	3	3	174	122	4	17	5	0	0	3	5	156
Hour	509	27	66	14	7	1	8	7	639	461	23	64	15	0	2	5	13	583
16:00	146	8	14	4	6	3	5	2	188	137	8	20	4	0	2	2	6	179
16:15	135	4	20	4	3	0	9	7	182	171	10	18	4	1	0	7	4	215
16:30	128	5	17	1	3	2	2	8	166	133	7	26	5	0	0	2	2	175
16:45	144	3	13	3	1	0	9	9	182	138	5	14	4	0	0	1	7	169
Hour	553	20	64	12	13	5	25	26	718	579	30	78	17	1	2	12	19	738
17:00	137	3	5	3	0	0	3	17	168	116	3	13	2	0	1	6	9	150
17:15	133	3	7	1	0	0	14	17	175	102	3	14	2	0	1	8	9	139
17:30	146	1	8	0	0	0	7	25	187	108	2	6	4	0	0	6	8	134
17:45	163	2	10	3	0	0	9	23	210	129	2	15	3	1	0	4	4	158
Hour	579	9	30	7	0	0	33	82	740	455	10	48	11	1	2	24	30	581
18:00	186	3	6	1	0	0	3	25	224	133	4	13	1	1	0	6	11	169
18:15	171	1	8	0	0	0	2	21	203	98	2	8	0	0	0	1	5	114
18:30	144	2	9	1	0	0	7	23	186	132	2	3	1	0	1	7	5	151
18:45	158	3	4	0	1	0	6	13	185	125	2	8	1	0	1	4	6	147
Hour	659	9	27	2	1	0	18	82	798	488	10	32	3	1	2	18	27	581
19:00	188	6	15	1	0	0	4	10	224	118	5	7	2	0	0	3	7	142
19:15	155	4	6	0	0	0	3	11	179	124	6	9	0	0	2	5	8	154
19:30	165	8	8	1	0	0	4	12	198	109	1	5	1	0	0	1	9	126
19:45	123	15	3	1	0	1	1	8	152	99	2	2	1	1	0	1	7	113
Hour	631	33	32	3	0	1	12	41	753	450	14	23	4	1	2	10	31	535
20:00	139	1	7	1	0	0	2	5	155	73	4	4	2	0	0	0	4	87
20:15	76	5	5	0	0	0	4	6	96	80	4	5	0	0	0	5	2	96
20:30	103	2	2	2	0	0	1	5	115	58	4	2	1	0	0	2	2	69
20:45	106	3	3	2	0	0	2	4	120	65	1	1	1	0	0	1	4	73
Hour	424	11	17	5	0	0	9	20	486	276	13	12	4	0	0	8	12	325
21:00	91	0	3	1	0	0	1	4	100	50	1	0	2	1	0	1	0	55
21:15	92	0	0	1	0	0	3	1	97	73	3	3	2	0	0	1	1	83
21:30	82	0	0	2	0	0	0	5	89	52	0	4	1	0	0	0	1	58
21:45	70	1	0	1	0	0	1	5	78	49	2	3	0	0	0	2	1	57
Hour	335	1	3	5	0	0	5	15	364	224	6	10	5	1	0	4	3	253
22:00	83	3	2	1	0	0	0	0	89	39	1	3	2	0	0	3	1	49
22:15	33	0	1	3	0	0	1	1	39	36	1	0	0	0	0	1	1	39
22:30	55	3	0	0	0	2	5	1	66	27	0	1	3	0	0	3	2	36
22:45	52	5	0	0	0	0	1	4	62	29	5	1	1	0	0	0	3	39
Hour	223	11	3	4	0	2	7	6	256	131	7	5	6	0	0	7	7	163
23:00	39	5	0	1	1	0	2	0	48	23	3	2	0	0	0	0	0	28
23:15	37	5	2	1	0	0	0	0	45	20	4	0	0	0	0	0	2	26
23:30	28	3	1	0	0	0	0	2	34	7	2	1	0	0	0	0	1	11
23:45	26	1	1	0	0	0	0	0	28	17	4	1	1	0	0	3	1	27
Hour	130	14	4	2	1	0	2	2	155	67	13	4	1	0	0	3	4	92
Total	5405	175	408	109	23	13	137	323	6593	4430	202	457	134	6	12	101	181	5523

Site No. 5
Location Bayview / Bath Street / Church Avenue / Beach Road(1) / Beach Road(2) / Sean Moore Road
Date 04 April 2017

Time	A to F - Bayview to Sean Moore Road								Veh. Total	A to E - Bayview to Beach Road(2)								Veh. Total
	CAR	TAXI	LGV	HGV	Dbus	Obus	M/C	P/C		CAR	TAXI	LGV	HGV	Dbus	Obus	M/C	P/C	
00:00	1	0	0	0	0	0	0	0	1	6	1	1	0	0	0	0	0	8
00:15	2	1	1	0	0	0	0	0	4	7	0	0	0	0	0	0	0	7
00:30	0	2	0	0	0	0	0	0	2	1	0	0	0	0	0	0	0	1
00:45	0	0	0	0	0	0	0	0	0	3	2	1	0	0	0	0	0	6
Hour	3	3	1	0	0	0	0	0	7	17	3	2	0	0	0	0	0	22
01:00	0	1	0	0	0	0	0	0	1	1	3	0	0	0	0	0	0	4
01:15	0	0	0	0	0	0	0	0	0	3	0	0	0	0	0	0	1	4
01:30	0	1	0	0	0	0	0	0	1	1	4	0	0	0	0	0	0	5
01:45	0	1	0	0	0	0	0	0	1	2	0	0	0	0	0	0	0	2
Hour	0	3	0	0	0	0	0	0	3	7	7	0	0	0	0	0	1	15
02:00	0	0	0	0	0	0	0	0	0	4	0	0	0	0	0	0	0	4
02:15	1	0	0	0	0	0	0	0	1	1	0	0	0	0	0	0	0	1
02:30	0	0	0	0	0	0	0	0	0	0	2	0	0	0	0	0	0	2
02:45	0	1	1	0	0	0	0	0	2	2	1	0	0	0	0	0	0	3
Hour	1	1	1	0	0	0	0	0	3	7	3	0	0	0	0	0	0	10
03:00	1	0	0	0	0	0	0	0	1	0	0	0	0	0	0	0	0	0
03:15	0	0	0	0	0	0	0	0	0	1	0	0	0	0	0	0	0	1
03:30	0	0	0	0	0	0	0	0	0	2	0	2	0	0	0	0	0	4
03:45	0	0	0	0	0	0	0	0	0	1	2	0	0	0	0	0	0	3
Hour	1	0	0	0	0	0	0	0	1	4	2	2	0	0	0	0	0	8
04:00	0	0	0	0	0	0	0	0	0	0	1	1	0	0	0	0	0	2
04:15	0	0	0	0	0	0	0	0	0	1	1	1	0	0	0	0	0	3
04:30	0	0	0	0	0	0	0	0	0	3	0	2	0	0	0	0	0	5
04:45	0	0	0	0	0	0	0	0	0	1	3	0	0	0	0	0	0	4
Hour	0	0	0	0	0	0	0	0	0	5	5	4	0	0	0	0	0	14
05:00	0	0	0	0	0	0	0	0	0	1	0	0	0	0	0	0	0	1
05:15	1	0	0	0	0	0	0	0	1	6	0	0	0	0	0	0	0	6
05:30	3	0	0	0	0	0	0	0	3	12	5	0	0	0	0	0	1	18
05:45	3	1	1	0	0	0	0	0	5	18	0	1	0	0	0	0	0	19
Hour	7	1	1	0	0	0	0	0	9	37	5	1	0	0	0	0	1	44
06:00	3	0	0	0	0	0	0	0	3	14	2	1	0	0	0	0	0	17
06:15	24	2	5	0	0	0	0	0	31	15	4	6	0	0	0	0	2	27
06:30	30	2	6	0	0	0	0	0	38	31	3	6	2	0	0	1	1	44
06:45	25	0	3	0	0	0	0	0	28	44	2	7	1	0	0	0	3	57
Hour	82	4	14	0	0	0	0	0	100	104	11	20	3	0	0	1	6	145
07:00	34	2	4	0	0	0	0	0	40	38	1	12	1	0	0	0	4	56
07:15	25	1	1	0	0	0	0	1	28	33	1	5	1	0	0	1	5	46
07:30	23	1	2	0	0	0	0	1	27	36	1	11	2	0	0	1	6	57
07:45	10	2	4	1	0	1	0	0	18	60	1	6	2	0	0	2	10	81
Hour	92	6	11	1	0	1	0	2	113	167	4	34	6	0	0	4	25	240
08:00	12	0	1	0	0	0	0	0	13	40	1	7	0	0	0	0	3	51
08:15	9	2	2	0	0	0	0	0	13	42	3	6	1	0	0	0	6	58
08:30	4	1	1	0	0	1	0	0	7	44	3	8	1	0	0	3	10	69
08:45	5	3	2	0	0	0	0	0	10	32	1	5	3	0	0	2	4	47
Hour	30	6	6	0	0	1	0	0	43	158	8	26	5	0	0	5	23	225
09:00	7	1	1	0	0	0	0	0	9	24	7	8	0	0	0	1	3	43
09:15	8	4	1	1	0	0	0	0	14	29	7	8	0	0	1	1	2	48
09:30	6	1	1	0	0	0	0	0	8	28	3	7	0	0	0	2	2	42
09:45	9	0	6	1	0	0	0	0	16	26	1	6	1	0	0	2	1	37
Hour	30	6	9	2	0	0	0	0	47	107	18	29	1	0	1	6	8	170
10:00	13	1	5	1	0	0	1	0	21	27	4	10	0	0	1	1	1	44
10:15	8	0	2	2	0	0	0	0	12	22	3	4	0	0	0	0	0	29
10:30	5	0	2	0	0	0	0	0	7	29	1	10	0	0	0	0	2	42
10:45	13	1	4	0	0	0	0	0	18	26	3	3	1	0	0	0	0	33
Hour	39	2	13	3	0	0	1	0	58	104	11	27	1	0	1	1	3	148
11:00	12	2	3	1	0	0	0	0	18	24	3	6	1	0	0	0	1	35
11:15	15	1	4	1	0	0	0	0	21	27	5	10	1	0	0	0	3	46
11:30	15	0	4	0	0	0	0	0	19	30	4	9	0	0	0	1	0	44
11:45	11	0	5	1	0	0	1	0	18	27	2	7	0	0	0	0	2	38
Hour	53	3	16	3	0	0	1	0	76	108	14	32	2	0	0	1	6	163
Total	338	35	72	9	0	2	2	2	460	825	91	177	18	0	2	18	73	1204

Site No. 5
Location Bayview / Bath Street / Church Avenue / Beach Road(1) / Beach Road(2) / Sean Moore Road
Date 04 April 2017

Time	A to D - Bayview to Beach Road(1)								Veh. Total	A to C - Bayview to Church Avenue								Veh. Total
	CAR	TAXI	LGV	HGV	Dbus	Obus	M/C	P/C		CAR	TAXI	LGV	HGV	Dbus	Obus	M/C	P/C	
00:00	0	0	0	0	0	0	0	0	0	0	0	0	0	0	0	0	0	0
00:15	0	0	0	0	0	0	0	0	0	0	0	0	0	0	0	0	0	0
00:30	0	0	0	0	0	0	0	0	0	0	0	0	0	0	0	0	0	0
00:45	0	0	0	0	0	0	0	0	0	0	0	0	0	0	0	0	0	0
Hour	0	0	0	0	0	0	0	0	0	0	0	0	0	0	0	0	0	0
01:00	0	0	0	0	0	0	0	0	0	0	0	0	0	0	0	0	0	0
01:15	0	0	0	0	0	0	0	0	0	0	0	0	0	0	0	0	0	0
01:30	0	0	0	0	0	0	0	0	0	0	0	0	0	0	0	0	0	0
01:45	0	0	0	0	0	0	0	0	0	0	0	0	0	0	0	0	0	0
Hour	0	0	0	0	0	0	0	0	0	0	0	0	0	0	0	0	0	0
02:00	0	0	0	0	0	0	0	0	0	0	0	0	0	0	0	0	0	0
02:15	0	0	0	0	0	0	0	0	0	0	0	0	0	0	0	0	0	0
02:30	0	0	0	0	0	0	0	0	0	0	0	0	0	0	0	0	0	0
02:45	0	0	0	0	0	0	0	0	0	0	0	0	0	0	0	0	0	0
Hour	0	0	0	0	0	0	0	0	0	0	0	0	0	0	0	0	0	0
03:00	0	0	0	0	0	0	0	0	0	0	0	0	0	0	0	0	0	0
03:15	0	0	0	0	0	0	0	0	0	0	0	0	0	0	0	0	0	0
03:30	0	0	0	0	0	0	0	0	0	0	0	0	0	0	0	0	0	0
03:45	0	0	0	0	0	0	0	0	0	0	0	0	0	0	0	0	0	0
Hour	0	0	0	0	0	0	0	0	0	0	0	0	0	0	0	0	0	0
04:00	0	0	0	0	0	0	0	0	0	0	0	0	0	0	0	0	0	0
04:15	0	0	0	0	0	0	0	0	0	0	0	0	0	0	0	0	0	0
04:30	0	0	0	0	0	0	0	0	0	0	0	0	0	0	0	0	0	0
04:45	0	0	0	0	0	0	0	0	0	0	0	0	0	0	0	0	0	0
Hour	0	0	0	0	0	0	0	0	0	0	0	0	0	0	0	0	0	0
05:00	0	0	0	0	0	0	0	0	0	0	0	0	0	0	0	0	0	0
05:15	0	0	0	0	0	0	0	0	0	0	0	0	0	0	0	0	0	0
05:30	0	0	0	0	0	0	0	0	0	0	0	0	0	0	0	0	0	0
05:45	0	0	0	0	0	0	0	0	0	0	0	0	0	0	0	0	0	0
Hour	0	0	0	0	0	0	0	0	0	0	0	0	0	0	0	0	0	0
06:00	0	0	0	0	0	0	0	0	0	0	0	0	0	0	0	0	0	0
06:15	0	0	0	0	0	0	0	0	0	0	0	0	0	0	0	0	0	0
06:30	0	0	0	0	0	0	0	0	0	0	0	0	0	0	0	0	0	0
06:45	0	0	0	0	0	0	0	0	0	0	0	0	0	0	0	0	0	0
Hour	0	0	0	0	0	0	0	0	0	0	0	0	0	0	0	0	0	0
07:00	0	0	0	0	0	0	0	0	0	0	0	0	0	0	0	0	0	0
07:15	0	0	0	0	0	0	0	0	0	0	0	0	0	0	0	0	0	0
07:30	0	0	0	0	0	0	0	0	0	0	0	0	0	0	0	0	0	0
07:45	0	0	0	0	0	0	0	0	0	0	0	0	0	0	0	0	0	0
Hour	0	0	0	0	0	0	0	0	0	0	0	0	0	0	0	0	0	0
08:00	0	0	0	0	0	0	0	0	0	0	0	0	0	0	0	0	0	0
08:15	0	0	0	0	0	0	0	0	0	0	0	0	0	0	0	0	0	0
08:30	0	0	0	0	0	0	0	0	0	0	0	0	0	0	0	0	0	0
08:45	0	0	0	0	0	0	0	0	0	0	0	0	0	0	0	0	0	0
Hour	0	0	0	0	0	0	0	0	0	0	0	0	0	0	0	0	0	0
09:00	0	0	0	0	0	0	0	0	0	0	0	0	0	0	0	0	0	0
09:15	0	0	0	0	0	0	0	0	0	0	0	0	0	0	0	0	0	0
09:30	0	0	0	0	0	0	0	0	0	0	0	0	0	0	0	0	0	0
09:45	0	0	0	0	0	0	0	0	0	0	0	0	0	0	0	0	0	0
Hour	0	0	0	0	0	0	0	0	0	0	0	0	0	0	0	0	0	0
10:00	0	0	0	0	0	0	0	0	0	0	0	0	0	0	0	0	0	0
10:15	0	0	0	0	0	0	0	0	0	0	0	0	0	0	0	0	0	0
10:30	0	0	0	0	0	0	0	0	0	0	0	0	0	0	0	0	0	0
10:45	0	0	0	0	0	0	0	0	0	0	0	0	0	0	0	0	0	0
Hour	0	0	0	0	0	0	0	0	0	0	0	0	0	0	0	0	0	0
11:00	0	0	0	0	0	0	0	0	0	0	0	0	0	0	0	0	0	0
11:15	0	0	0	0	0	0	0	0	0	0	0	0	0	0	0	0	0	0
11:30	0	0	0	0	0	0	0	0	0	0	0	0	0	0	0	0	0	0
11:45	0	0	0	0	0	0	0	0	0	0	0	0	0	0	0	0	0	0
Hour	0	0	0	0	0	0	0	0	0	0	0	0	0	0	0	0	0	0
Total	0	0	0	0	0	0	0	0	0	0	0	0	0	0	0	0	0	0

Site No. 5
Location Bayview / Bath Street / Church Avenue / Beach Road(1) / Beach Road(2) / Sean Moore Road
Date 04 April 2017

Time	A to B - Bayview to Bath Street								Veh. Total	A to A - Bayview to Bayview								Veh. Total
	CAR	TAXI	LGV	HGV	Dbus	Obus	M/C	P/C		CAR	TAXI	LGV	HGV	Dbus	Obus	M/C	P/C	
00:00	0	0	0	0	0	0	0	0	0	0	0	0	0	0	0	0	0	0
00:15	0	0	0	0	0	0	0	0	0	0	0	0	0	0	0	0	0	0
00:30	0	0	0	0	0	0	0	0	0	0	0	0	0	0	0	0	0	0
00:45	0	0	0	0	0	0	0	0	0	0	0	0	0	0	0	0	0	0
Hour	0	0	0	0	0	0	0	0	0	0	0	0	0	0	0	0	0	0
01:00	0	0	0	0	0	0	0	0	0	0	0	0	0	0	0	0	0	0
01:15	0	0	0	0	0	0	0	0	0	0	0	0	0	0	0	0	0	0
01:30	0	0	0	0	0	0	0	0	0	0	0	0	0	0	0	0	0	0
01:45	0	0	0	0	0	0	0	0	0	0	0	0	0	0	0	0	0	0
Hour	0	0	0	0	0	0	0	0	0	0	0	0	0	0	0	0	0	0
02:00	0	0	0	0	0	0	0	0	0	0	0	0	0	0	0	0	0	0
02:15	0	0	0	0	0	0	0	0	0	0	0	0	0	0	0	0	0	0
02:30	0	0	0	0	0	0	0	0	0	0	0	0	0	0	0	0	0	0
02:45	0	0	0	0	0	0	0	0	0	0	0	0	0	0	0	0	0	0
Hour	0	0	0	0	0	0	0	0	0	0	0	0	0	0	0	0	0	0
03:00	0	0	0	0	0	0	0	0	0	0	0	0	0	0	0	0	0	0
03:15	0	0	0	0	0	0	0	0	0	0	0	0	0	0	0	0	0	0
03:30	0	0	0	0	0	0	0	0	0	0	0	0	0	0	0	0	0	0
03:45	0	0	0	0	0	0	0	0	0	0	0	0	0	0	0	0	0	0
Hour	0	0	0	0	0	0	0	0	0	0	0	0	0	0	0	0	0	0
04:00	0	0	0	0	0	0	0	0	0	0	0	0	0	0	0	0	0	0
04:15	0	0	0	0	0	0	0	0	0	0	0	0	0	0	0	0	0	0
04:30	0	0	0	0	0	0	0	0	0	0	0	0	0	0	0	0	0	0
04:45	0	0	0	0	0	0	0	0	0	0	0	0	0	0	0	0	0	0
Hour	0	0	0	0	0	0	0	0	0	0	0	0	0	0	0	0	0	0
05:00	0	0	0	0	0	0	0	0	0	0	0	0	0	0	0	0	0	0
05:15	0	0	0	0	0	0	0	0	0	0	0	0	0	0	0	0	0	0
05:30	0	0	0	0	0	0	0	0	0	0	0	0	0	0	0	0	0	0
05:45	0	0	0	0	0	0	0	0	0	0	0	0	0	0	0	0	0	0
Hour	0	0	0	0	0	0	0	0	0	0	0	0	0	0	0	0	0	0
06:00	0	0	0	0	0	0	0	0	0	0	0	0	0	0	0	0	0	0
06:15	0	0	0	0	0	0	0	0	0	0	0	0	0	0	0	0	0	0
06:30	0	0	0	0	0	0	0	0	0	0	0	0	0	0	0	0	0	0
06:45	0	0	0	0	0	0	0	0	0	0	0	0	0	0	0	0	0	0
Hour	0	0	0	0	0	0	0	0	0	0	0	0	0	0	0	0	0	0
07:00	0	0	0	0	0	0	0	0	0	0	0	0	0	0	0	0	0	0
07:15	0	0	0	0	0	0	0	0	0	0	0	0	0	0	0	0	0	0
07:30	0	0	0	0	0	0	0	0	0	0	0	0	0	0	0	0	0	0
07:45	0	0	0	0	0	0	0	0	0	0	0	0	0	0	0	0	0	0
Hour	0	0	0	0	0	0	0	0	0	0	0	0	0	0	0	0	0	0
08:00	0	0	0	0	0	0	0	0	0	0	0	0	0	0	0	0	0	0
08:15	0	0	0	0	0	0	0	0	0	0	0	0	0	0	0	0	0	0
08:30	0	0	0	0	0	0	0	0	0	0	0	0	0	0	0	0	0	0
08:45	0	0	0	0	0	0	0	0	0	0	0	0	0	0	0	0	0	0
Hour	0	0	0	0	0	0	0	0	0	0	0	0	0	0	0	0	0	0
09:00	0	0	0	0	0	0	0	0	0	0	0	0	0	0	0	0	0	0
09:15	0	0	0	0	0	0	0	0	0	0	0	0	0	0	0	0	0	0
09:30	0	0	0	0	0	0	0	0	0	0	0	0	0	0	0	0	0	0
09:45	0	0	0	0	0	0	0	0	0	0	0	0	0	0	0	0	0	0
Hour	0	0	0	0	0	0	0	0	0	0	0	0	0	0	0	0	0	0
10:00	0	0	0	0	0	0	0	0	0	0	0	0	0	0	0	0	0	0
10:15	0	0	0	0	0	0	0	0	0	0	0	0	0	0	0	0	0	0
10:30	0	0	0	0	0	0	0	0	0	0	0	0	0	0	0	0	0	0
10:45	0	0	0	0	0	0	0	0	0	0	0	0	0	0	0	0	0	0
Hour	0	0	0	0	0	0	0	0	0	0	0	0	0	0	0	0	0	0
11:00	0	0	0	0	0	0	0	0	0	0	0	0	0	0	0	0	0	0
11:15	0	0	0	0	0	0	0	0	0	0	0	0	0	0	0	0	0	0
11:30	0	0	0	0	0	0	0	0	0	0	0	0	0	0	0	0	0	0
11:45	0	0	0	0	0	0	0	0	0	0	0	0	0	0	0	0	0	0
Hour	0	0	0	0	0	0	0	0	0	0	0	0	0	0	0	0	0	0
Total	0	0	0	0	0	0	0	0	0	0	0	0	0	0	0	0	0	0

Site No. 5
Location Bayview / Bath Street / Church Avenue / Beach Road(1) / Beach Road(2) / Sean Moore Road
Date 04 April 2017

Time	B to A - Bath Street to Bayview								Veh. Total	B to F - Bath Street to Sean Moore Road								Veh. Total
	CAR	TAXI	LGV	HGV	Dbus	Obus	M/C	P/C		CAR	TAXI	LGV	HGV	Dbus	Obus	M/C	P/C	
00:00	0	0	0	0	0	0	0	0	0	0	0	0	0	0	0	0	0	0
00:15	0	0	0	0	0	0	0	0	0	0	0	0	0	0	0	0	0	0
00:30	0	0	0	0	0	0	0	0	0	0	0	0	0	0	0	0	0	0
00:45	0	0	0	0	0	0	0	0	0	0	0	0	0	0	0	0	0	0
Hour	0	0	0	0	0	0	0	0	0	0	0	0	0	0	0	0	0	0
01:00	0	0	0	0	0	0	0	0	0	0	0	0	0	0	0	0	0	0
01:15	0	0	0	0	0	0	0	0	0	0	0	0	0	0	0	0	0	0
01:30	0	0	0	0	0	0	0	0	0	0	0	0	0	0	0	0	0	0
01:45	0	0	0	0	0	0	0	0	0	0	0	0	0	0	0	0	0	0
Hour	0	0	0	0	0	0	0	0	0	0	0	0	0	0	0	0	0	0
02:00	0	0	0	0	0	0	0	0	0	0	0	0	0	0	0	0	0	0
02:15	0	0	0	0	0	0	0	0	0	0	0	0	0	0	0	0	0	0
02:30	0	0	0	0	0	0	0	0	0	0	0	0	0	0	0	0	0	0
02:45	0	0	0	0	0	0	0	0	0	0	0	0	0	0	0	0	0	0
Hour	0	0	0	0	0	0	0	0	0	0	0	0	0	0	0	0	0	0
03:00	0	0	0	0	0	0	0	0	0	0	0	0	0	0	0	0	0	0
03:15	0	0	0	0	0	0	0	0	0	0	0	0	0	0	0	0	0	0
03:30	0	0	0	0	0	0	0	0	0	0	0	0	0	0	0	0	0	0
03:45	0	0	0	0	0	0	0	0	0	0	0	0	0	0	0	0	0	0
Hour	0	0	0	0	0	0	0	0	0	0	0	0	0	0	0	0	0	0
04:00	0	0	0	0	0	0	0	0	0	0	0	0	0	0	0	0	0	0
04:15	0	0	0	0	0	0	0	0	0	0	0	0	0	0	0	0	0	0
04:30	0	0	0	0	0	0	0	0	0	0	0	0	0	0	0	0	0	0
04:45	0	0	0	0	0	0	0	0	0	0	0	0	0	0	0	0	0	0
Hour	0	0	0	0	0	0	0	0	0	0	0	0	0	0	0	0	0	0
05:00	0	0	0	0	0	0	0	0	0	0	0	0	0	0	0	0	0	0
05:15	0	0	0	0	0	0	0	0	0	0	0	0	0	0	0	0	0	0
05:30	0	0	0	0	0	0	0	0	0	0	0	0	0	0	0	0	0	0
05:45	0	0	0	0	0	0	0	0	0	0	0	0	0	0	0	0	0	0
Hour	0	0	0	0	0	0	0	0	0	0	0	0	0	0	0	0	0	0
06:00	0	0	0	0	0	0	0	0	0	0	0	0	0	0	0	0	0	0
06:15	0	0	0	0	0	0	0	0	0	0	0	0	0	0	0	0	0	0
06:30	0	0	0	0	0	0	0	0	0	0	0	0	0	0	0	0	0	0
06:45	0	0	0	0	0	0	0	0	0	0	0	0	0	0	0	0	0	0
Hour	0	0	0	0	0	0	0	0	0	0	0	0	0	0	0	0	0	0
07:00	0	0	0	0	0	0	0	0	0	0	0	0	0	0	0	0	0	0
07:15	0	0	0	0	0	0	0	0	0	0	0	0	0	0	0	0	0	0
07:30	0	0	0	0	0	0	0	0	0	0	0	0	0	0	0	0	0	0
07:45	0	0	0	0	0	0	0	0	0	0	0	0	0	0	0	0	0	0
Hour	0	0	0	0	0	0	0	0	0	0	0	0	0	0	0	0	0	0
08:00	0	0	0	0	0	0	0	0	0	0	0	0	0	0	0	0	0	0
08:15	0	0	0	0	0	0	0	0	0	0	0	0	0	0	0	0	0	0
08:30	0	0	0	0	0	0	0	0	0	0	0	0	0	0	0	0	0	0
08:45	0	0	0	0	0	0	0	0	0	0	0	0	0	0	0	0	0	0
Hour	0	0	0	0	0	0	0	0	0	0	0	0	0	0	0	0	0	0
09:00	0	0	0	0	0	0	0	0	0	0	0	0	0	0	0	0	0	0
09:15	0	0	0	0	0	0	0	0	0	0	0	0	0	0	0	0	0	0
09:30	0	0	0	0	0	0	0	0	0	0	0	0	0	0	0	0	0	0
09:45	0	0	0	0	0	0	0	0	0	0	0	0	0	0	0	0	0	0
Hour	0	0	0	0	0	0	0	0	0	0	0	0	0	0	0	0	0	0
10:00	0	0	0	0	0	0	0	0	0	0	0	0	0	0	0	0	0	0
10:15	0	0	0	0	0	0	0	0	0	0	0	0	0	0	0	0	0	0
10:30	0	0	0	0	0	0	0	0	0	0	0	0	0	0	0	0	0	0
10:45	0	0	0	0	0	0	0	0	0	0	0	0	0	0	0	0	0	0
Hour	0	0	0	0	0	0	0	0	0	0	0	0	0	0	0	0	0	0
11:00	0	0	0	0	0	0	0	0	0	0	0	0	0	0	0	0	0	0
11:15	0	0	0	0	0	0	0	0	0	0	0	0	0	0	0	0	0	0
11:30	0	0	0	0	0	0	0	0	0	0	0	0	0	0	0	0	0	0
11:45	0	0	0	0	0	0	0	0	0	0	0	0	0	0	0	0	0	0
Hour	0	0	0	0	0	0	0	0	0	0	0	0	0	0	0	0	0	0
Total	0	0	0	0	0	0	0	0	0	0	0	0	0	0	0	0	0	0

Site No. 5
Location Bayview / Bath Street / Church Avenue / Beach Road(1) / Beach Road(2) / Sean Moore Road
Date 04 April 2017

Time	B to E - Bath Street to Beach Road(2)								Veh. Total	B to D - Bath Street to Beach Road(1)								Veh. Total
	CAR	TAXI	LGV	HGV	Dbus	Obus	M/C	P/C		CAR	TAXI	LGV	HGV	Dbus	Obus	M/C	P/C	
00:00	0	0	0	0	0	0	0	0	0	0	0	0	0	0	0	0	0	0
00:15	0	0	0	0	0	0	0	0	0	0	0	0	0	0	0	0	0	0
00:30	0	0	0	0	0	0	0	0	0	0	0	0	0	0	0	0	0	0
00:45	0	0	0	0	0	0	0	0	0	0	0	0	0	0	0	0	0	0
Hour	0	0	0	0	0	0	0	0	0	0	0	0	0	0	0	0	0	0
01:00	0	0	0	0	0	0	0	0	0	0	0	0	0	0	0	0	0	0
01:15	0	0	0	0	0	0	0	0	0	0	0	0	0	0	0	0	0	0
01:30	0	0	0	0	0	0	0	0	0	0	0	0	0	0	0	0	0	0
01:45	0	0	0	0	0	0	0	0	0	0	0	0	0	0	0	0	0	0
Hour	0	0	0	0	0	0	0	0	0	0	0	0	0	0	0	0	0	0
02:00	0	0	0	0	0	0	0	0	0	0	0	0	0	0	0	0	0	0
02:15	0	0	0	0	0	0	0	0	0	0	0	0	0	0	0	0	0	0
02:30	0	0	0	0	0	0	0	0	0	0	0	0	0	0	0	0	0	0
02:45	0	0	0	0	0	0	0	0	0	0	0	0	0	0	0	0	0	0
Hour	0	0	0	0	0	0	0	0	0	0	0	0	0	0	0	0	0	0
03:00	0	0	0	0	0	0	0	0	0	0	0	0	0	0	0	0	0	0
03:15	0	0	0	0	0	0	0	0	0	0	0	0	0	0	0	0	0	0
03:30	0	0	0	0	0	0	0	0	0	0	0	0	0	0	0	0	0	0
03:45	0	0	0	0	0	0	0	0	0	0	0	0	0	0	0	0	0	0
Hour	0	0	0	0	0	0	0	0	0	0	0	0	0	0	0	0	0	0
04:00	0	0	0	0	0	0	0	0	0	0	0	0	0	0	0	0	0	0
04:15	0	0	0	0	0	0	0	0	0	0	0	0	0	0	0	0	0	0
04:30	0	0	0	0	0	0	0	0	0	0	0	0	0	0	0	0	0	0
04:45	0	0	0	0	0	0	0	0	0	0	0	0	0	0	0	0	0	0
Hour	0	0	0	0	0	0	0	0	0	0	0	0	0	0	0	0	0	0
05:00	0	0	0	0	0	0	0	0	0	0	0	0	0	0	0	0	0	0
05:15	0	0	0	0	0	0	0	0	0	0	0	0	0	0	0	0	0	0
05:30	0	0	0	0	0	0	0	0	0	0	0	0	0	0	0	0	0	0
05:45	0	0	0	0	0	0	0	0	0	0	0	0	0	0	0	0	0	0
Hour	0	0	0	0	0	0	0	0	0	0	0	0	0	0	0	0	0	0
06:00	0	0	0	0	0	0	0	0	0	0	0	0	0	0	0	0	0	0
06:15	0	0	0	0	0	0	0	0	0	0	0	0	0	0	0	0	0	0
06:30	0	0	0	0	0	0	0	0	0	0	0	0	0	0	0	0	0	0
06:45	0	0	0	0	0	0	0	0	0	0	0	0	0	0	0	0	0	0
Hour	0	0	0	0	0	0	0	0	0	0	0	0	0	0	0	0	0	0
07:00	0	0	0	0	0	0	0	0	0	0	0	0	0	0	0	0	0	0
07:15	0	0	0	0	0	0	0	0	0	0	0	0	0	0	0	0	0	0
07:30	0	0	0	0	0	0	0	0	0	0	0	0	0	0	0	0	0	0
07:45	0	0	0	0	0	0	0	0	0	0	0	0	0	0	0	0	0	0
Hour	0	0	0	0	0	0	0	0	0	0	0	0	0	0	0	0	0	0
08:00	0	0	0	0	0	0	0	0	0	0	0	0	0	0	0	0	0	0
08:15	0	0	0	0	0	0	0	0	0	0	0	0	0	0	0	0	0	0
08:30	0	0	0	0	0	0	0	0	0	0	0	0	0	0	0	0	0	0
08:45	0	0	0	0	0	0	0	0	0	0	0	0	0	0	0	0	0	0
Hour	0	0	0	0	0	0	0	0	0	0	0	0	0	0	0	0	0	0
09:00	0	0	0	0	0	0	0	0	0	0	0	0	0	0	0	0	0	0
09:15	0	0	0	0	0	0	0	0	0	0	0	0	0	0	0	0	0	0
09:30	0	0	0	0	0	0	0	0	0	0	0	0	0	0	0	0	0	0
09:45	0	0	0	0	0	0	0	0	0	0	0	0	0	0	0	0	0	0
Hour	0	0	0	0	0	0	0	0	0	0	0	0	0	0	0	0	0	0
10:00	0	0	0	0	0	0	0	0	0	0	0	0	0	0	0	0	0	0
10:15	0	0	0	0	0	0	0	0	0	0	0	0	0	0	0	0	0	0
10:30	0	0	0	0	0	0	0	0	0	0	0	0	0	0	0	0	0	0
10:45	0	0	0	0	0	0	0	0	0	0	0	0	0	0	0	0	0	0
Hour	0	0	0	0	0	0	0	0	0	0	0	0	0	0	0	0	0	0
11:00	0	0	0	0	0	0	0	0	0	0	0	0	0	0	0	0	0	0
11:15	0	0	0	0	0	0	0	0	0	0	0	0	0	0	0	0	0	0
11:30	0	0	0	0	0	0	0	0	0	0	0	0	0	0	0	0	0	0
11:45	0	0	0	0	0	0	0	0	0	0	0	0	0	0	0	0	0	0
Hour	0	0	0	0	0	0	0	0	0	0	0	0	0	0	0	0	0	0
Total	0	0	0	0	0	0	0	0	0	0	0	0	0	0	0	0	0	0

Site No. 5
Location Bayview / Bath Street / Church Avenue / Beach Road(1) / Beach Road(2) / Sean Moore Road
Date 04 April 2017

Time	B to C - Bath Street to Church Avenue								Veh. Total	B to B - Bath Street to Bath Street								Veh. Total
	CAR	TAXI	LGV	HGV	Dbus	Obus	M/C	P/C		CAR	TAXI	LGV	HGV	Dbus	Obus	M/C	P/C	
00:00	0	0	0	0	0	0	0	0	0	0	0	0	0	0	0	0	0	0
00:15	0	0	0	0	0	0	0	0	0	0	0	0	0	0	0	0	0	0
00:30	0	0	0	0	0	0	0	0	0	0	0	0	0	0	0	0	0	0
00:45	0	0	0	0	0	0	0	0	0	0	0	0	0	0	0	0	0	0
Hour	0	0	0	0	0	0	0	0	0	0	0	0	0	0	0	0	0	0
01:00	0	0	0	0	0	0	0	0	0	0	0	0	0	0	0	0	0	0
01:15	0	0	0	0	0	0	0	0	0	0	0	0	0	0	0	0	0	0
01:30	0	0	0	0	0	0	0	0	0	0	0	0	0	0	0	0	0	0
01:45	0	0	0	0	0	0	0	0	0	0	0	0	0	0	0	0	0	0
Hour	0	0	0	0	0	0	0	0	0	0	0	0	0	0	0	0	0	0
02:00	0	0	0	0	0	0	0	0	0	0	0	0	0	0	0	0	0	0
02:15	0	0	0	0	0	0	0	0	0	0	0	0	0	0	0	0	0	0
02:30	0	0	0	0	0	0	0	0	0	0	0	0	0	0	0	0	0	0
02:45	0	0	0	0	0	0	0	0	0	0	0	0	0	0	0	0	0	0
Hour	0	0	0	0	0	0	0	0	0	0	0	0	0	0	0	0	0	0
03:00	0	0	0	0	0	0	0	0	0	0	0	0	0	0	0	0	0	0
03:15	0	0	0	0	0	0	0	0	0	0	0	0	0	0	0	0	0	0
03:30	0	0	0	0	0	0	0	0	0	0	0	0	0	0	0	0	0	0
03:45	0	0	0	0	0	0	0	0	0	0	0	0	0	0	0	0	0	0
Hour	0	0	0	0	0	0	0	0	0	0	0	0	0	0	0	0	0	0
04:00	0	0	0	0	0	0	0	0	0	0	0	0	0	0	0	0	0	0
04:15	0	0	0	0	0	0	0	0	0	0	0	0	0	0	0	0	0	0
04:30	0	0	0	0	0	0	0	0	0	0	0	0	0	0	0	0	0	0
04:45	0	0	0	0	0	0	0	0	0	0	0	0	0	0	0	0	0	0
Hour	0	0	0	0	0	0	0	0	0	0	0	0	0	0	0	0	0	0
05:00	0	0	0	0	0	0	0	0	0	0	0	0	0	0	0	0	0	0
05:15	0	0	0	0	0	0	0	0	0	0	0	0	0	0	0	0	0	0
05:30	0	0	0	0	0	0	0	0	0	0	0	0	0	0	0	0	0	0
05:45	0	0	0	0	0	0	0	0	0	0	0	0	0	0	0	0	0	0
Hour	0	0	0	0	0	0	0	0	0	0	0	0	0	0	0	0	0	0
06:00	0	0	0	0	0	0	0	0	0	0	0	0	0	0	0	0	0	0
06:15	0	0	0	0	0	0	0	0	0	0	0	0	0	0	0	0	0	0
06:30	0	0	0	0	0	0	0	0	0	0	0	0	0	0	0	0	0	0
06:45	0	0	0	0	0	0	0	0	0	0	0	0	0	0	0	0	0	0
Hour	0	0	0	0	0	0	0	0	0	0	0	0	0	0	0	0	0	0
07:00	0	0	0	0	0	0	0	0	0	0	0	0	0	0	0	0	0	0
07:15	0	0	0	0	0	0	0	0	0	0	0	0	0	0	0	0	0	0
07:30	0	0	0	0	0	0	0	0	0	0	0	0	0	0	0	0	0	0
07:45	0	0	0	0	0	0	0	0	0	0	0	0	0	0	0	0	0	0
Hour	0	0	0	0	0	0	0	0	0	0	0	0	0	0	0	0	0	0
08:00	0	0	0	0	0	0	0	0	0	0	0	0	0	0	0	0	0	0
08:15	0	0	0	0	0	0	0	0	0	0	0	0	0	0	0	0	0	0
08:30	0	0	0	0	0	0	0	0	0	0	0	0	0	0	0	0	0	0
08:45	0	0	0	0	0	0	0	0	0	0	0	0	0	0	0	0	0	0
Hour	0	0	0	0	0	0	0	0	0	0	0	0	0	0	0	0	0	0
09:00	0	0	0	0	0	0	0	0	0	0	0	0	0	0	0	0	0	0
09:15	0	0	0	0	0	0	0	0	0	0	0	0	0	0	0	0	0	0
09:30	0	0	0	0	0	0	0	0	0	0	0	0	0	0	0	0	0	0
09:45	0	0	0	0	0	0	0	0	0	0	0	0	0	0	0	0	0	0
Hour	0	0	0	0	0	0	0	0	0	0	0	0	0	0	0	0	0	0
10:00	0	0	0	0	0	0	0	0	0	0	0	0	0	0	0	0	0	0
10:15	0	0	0	0	0	0	0	0	0	0	0	0	0	0	0	0	0	0
10:30	0	0	0	0	0	0	0	0	0	0	0	0	0	0	0	0	0	0
10:45	0	0	0	0	0	0	0	0	0	0	0	0	0	0	0	0	0	0
Hour	0	0	0	0	0	0	0	0	0	0	0	0	0	0	0	0	0	0
11:00	0	0	0	0	0	0	0	0	0	0	0	0	0	0	0	0	0	0
11:15	0	0	0	0	0	0	0	0	0	0	0	0	0	0	0	0	0	0
11:30	0	0	0	0	0	0	0	0	0	0	0	0	0	0	0	0	0	0
11:45	0	0	0	0	0	0	0	0	0	0	0	0	0	0	0	0	0	0
Hour	0	0	0	0	0	0	0	0	0	0	0	0	0	0	0	0	0	0
Total	0	0	0	0	0	0	0	0	0	0	0	0	0	0	0	0	0	0

Site No. 5
Location Bayview / Bath Street / Church Avenue / Beach Road(1) / Beach Road(2) / Sean Moore Road
Date 04 April 2017

Time	C to B - Church Avenue to Bath Street								Veh. Total	C to A - Church Avenue to Bayview								Veh. Total
	CAR	TAXI	LGV	HGV	Dbus	Obus	M/C	P/C		CAR	TAXI	LGV	HGV	Dbus	Obus	M/C	P/C	
00:00	0	0	0	0	0	0	0	0	0	0	0	0	0	0	0	0	0	0
00:15	0	0	0	0	0	0	0	0	0	0	0	0	0	0	0	0	0	0
00:30	0	0	0	0	0	0	0	0	0	0	0	0	0	0	0	0	0	0
00:45	0	0	0	0	0	0	0	0	0	0	0	0	0	0	0	0	0	0
Hour	0	0	0	0	0	0	0	0	0	0	0	0	0	0	0	0	0	0
01:00	0	0	0	0	0	0	0	0	0	0	0	0	0	0	0	0	0	0
01:15	0	0	0	0	0	0	0	0	0	0	0	0	0	0	0	0	0	0
01:30	0	0	0	0	0	0	0	0	0	0	0	0	0	0	0	0	0	0
01:45	0	0	0	0	0	0	0	0	0	0	0	0	0	0	0	0	0	0
Hour	0	0	0	0	0	0	0	0	0	0	0	0	0	0	0	0	0	0
02:00	0	0	0	0	0	0	0	0	0	0	0	0	0	0	0	0	0	0
02:15	0	0	0	0	0	0	0	0	0	0	0	0	0	0	0	0	0	0
02:30	0	0	0	0	0	0	0	0	0	0	0	0	0	0	0	0	0	0
02:45	0	0	0	0	0	0	0	0	0	0	0	0	0	0	0	0	0	0
Hour	0	0	0	0	0	0	0	0	0	0	0	0	0	0	0	0	0	0
03:00	0	0	0	0	0	0	0	0	0	0	0	0	0	0	0	0	0	0
03:15	0	0	0	0	0	0	0	0	0	0	0	0	0	0	0	0	0	0
03:30	0	0	0	0	0	0	0	0	0	0	0	0	0	0	0	0	0	0
03:45	0	0	0	0	0	0	0	0	0	0	0	0	0	0	0	0	0	0
Hour	0	0	0	0	0	0	0	0	0	0	0	0	0	0	0	0	0	0
04:00	0	0	0	0	0	0	0	0	0	0	0	0	0	0	0	0	0	0
04:15	0	0	0	0	0	0	0	0	0	0	0	0	0	0	0	0	0	0
04:30	0	0	0	0	0	0	0	0	0	0	0	0	0	0	0	0	0	0
04:45	0	0	0	0	0	0	0	0	0	0	0	0	0	0	0	0	0	0
Hour	0	0	0	0	0	0	0	0	0	0	0	0	0	0	0	0	0	0
05:00	0	0	0	0	0	0	0	0	0	0	0	0	0	0	0	0	0	0
05:15	0	0	0	0	0	0	0	0	0	0	0	0	0	0	0	0	0	0
05:30	0	0	0	0	0	0	0	0	0	0	0	0	0	0	0	0	0	0
05:45	0	0	0	0	0	0	0	0	0	0	0	0	0	0	0	0	0	0
Hour	0	0	0	0	0	0	0	0	0	0	0	0	0	0	0	0	0	0
06:00	0	0	0	0	0	0	0	0	0	0	0	0	0	0	0	0	0	0
06:15	0	0	0	0	0	0	0	0	0	0	0	0	0	0	0	0	0	0
06:30	0	0	0	0	0	0	0	0	0	0	0	0	0	0	0	0	0	0
06:45	0	0	0	0	0	0	0	0	0	0	0	0	0	0	0	0	0	0
Hour	0	0	0	0	0	0	0	0	0	0	0	0	0	0	0	0	0	0
07:00	0	0	0	0	0	0	0	0	0	0	0	0	0	0	0	0	0	0
07:15	0	0	0	0	0	0	0	0	0	0	0	0	0	0	0	0	0	0
07:30	0	0	0	0	0	0	0	0	0	0	0	0	0	0	0	0	0	0
07:45	0	0	0	0	0	0	0	0	0	0	0	0	0	0	0	0	0	0
Hour	0	0	0	0	0	0	0	0	0	0	0	0	0	0	0	0	0	0
08:00	0	0	0	0	0	0	0	0	0	0	0	0	0	0	0	0	0	0
08:15	0	0	0	0	0	0	0	0	0	0	0	0	0	0	0	0	0	0
08:30	0	0	0	0	0	0	0	0	0	0	0	0	0	0	0	0	0	0
08:45	1	0	0	0	0	0	0	0	1	0	0	0	0	0	0	0	0	0
Hour	1	0	0	0	0	0	0	0	1	0	0	0	0	0	0	0	0	0
09:00	0	0	0	0	0	0	0	0	0	0	0	0	0	0	0	0	0	0
09:15	0	0	0	0	0	0	0	0	0	0	0	0	0	0	0	0	0	0
09:30	0	0	1	0	0	0	0	0	1	0	0	0	0	0	0	0	0	0
09:45	0	0	0	0	0	0	0	0	0	0	0	0	0	0	0	0	0	0
Hour	0	0	1	0	0	0	0	0	1	0	0	0	0	0	0	0	0	0
10:00	0	0	0	0	0	0	0	0	0	0	0	0	0	0	0	0	0	0
10:15	0	0	0	0	0	0	0	0	0	0	0	0	0	0	0	0	0	0
10:30	0	0	0	0	0	0	0	0	0	0	0	0	0	0	0	0	0	0
10:45	0	0	0	0	0	0	0	0	0	0	0	0	0	0	0	0	0	0
Hour	0	0	0	0	0	0	0	0	0	0	0	0	0	0	0	0	0	0
11:00	0	1	0	0	0	0	0	0	1	0	0	0	0	0	0	0	0	0
11:15	0	0	0	0	0	0	0	0	0	0	0	0	0	0	0	0	0	0
11:30	0	0	0	0	0	0	0	0	0	0	0	0	0	0	0	0	0	0
11:45	0	0	1	0	0	0	0	0	1	0	0	0	0	0	0	0	0	0
Hour	0	1	1	0	0	0	0	0	2	0	0	0	0	0	0	0	0	0
Total	1	1	2	0	0	0	0	0	4	0	0	0	0	0	0	0	0	0

Site No. 5
Location Bayview / Bath Street / Church Avenue / Beach Road(1) / Beach Road(2) / Sean Moore Road
Date 04 April 2017

Time	C to F - Church Avenue to Sean Moore Road								Veh. Total	C to E - Church Avenue to Beach Road(2)								Veh. Total
	CAR	TAXI	LGV	HGV	Dbus	Obus	M/C	P/C		CAR	TAXI	LGV	HGV	Dbus	Obus	M/C	P/C	
00:00	1	1	0	0	0	0	0	0	2	0	0	0	0	0	0	0	0	0
00:15	2	0	0	0	0	0	0	0	2	0	0	0	0	0	0	0	0	0
00:30	2	0	0	0	0	0	0	0	2	0	0	0	0	0	0	0	0	0
00:45	1	0	0	0	0	0	0	0	1	0	0	0	0	0	0	0	0	0
Hour	6	1	0	0	0	0	0	0	7	0	0	0	0	0	0	0	0	0
01:00	1	0	0	0	0	0	0	0	1	0	0	0	0	0	0	0	0	0
01:15	1	0	0	0	0	0	0	0	1	1	0	0	0	1	0	0	0	2
01:30	0	0	0	0	0	0	0	0	0	0	0	0	0	0	0	0	0	0
01:45	2	0	0	0	0	0	0	0	2	0	0	0	0	0	0	0	0	0
Hour	4	0	0	0	0	0	0	0	4	1	0	0	0	1	0	0	0	2
02:00	0	0	0	0	0	0	0	0	0	0	0	0	0	0	0	0	0	0
02:15	0	0	0	0	0	0	0	0	0	0	0	0	0	0	0	0	0	0
02:30	0	0	0	0	0	0	0	0	0	0	0	0	0	0	0	0	0	0
02:45	0	0	0	0	0	0	0	0	0	0	0	0	0	0	0	0	0	0
Hour	0	0	0	0	0	0	0	0	0	0	0	0	0	0	0	0	0	0
03:00	1	0	0	0	0	0	0	0	1	0	0	0	1	0	0	0	0	1
03:15	0	1	0	0	0	0	0	0	1	0	0	0	0	1	0	0	0	1
03:30	1	0	0	0	0	0	0	0	1	0	0	0	0	0	0	0	0	0
03:45	1	0	0	0	0	0	0	0	1	0	0	0	0	0	0	0	0	0
Hour	3	1	0	0	0	0	0	0	4	0	0	0	1	1	0	0	0	2
04:00	1	0	0	0	0	0	0	0	1	0	0	0	0	0	0	0	0	0
04:15	2	5	0	0	0	0	0	0	7	0	0	0	0	0	0	0	0	0
04:30	2	0	0	0	0	0	0	0	2	0	0	0	0	0	0	0	0	0
04:45	4	2	0	0	0	0	0	0	6	0	0	0	0	0	0	0	0	0
Hour	9	7	0	0	0	0	0	0	16	0	0	0	0	0	0	0	0	0
05:00	3	1	0	1	0	0	0	0	5	0	0	1	0	0	0	0	0	1
05:15	6	2	1	0	0	0	0	1	10	0	0	0	0	0	0	0	0	0
05:30	7	0	0	1	0	0	0	1	9	1	0	0	0	0	0	0	0	1
05:45	7	3	0	2	0	0	0	0	12	0	0	0	0	0	0	0	0	0
Hour	23	6	1	4	0	0	0	2	36	1	0	1	0	0	0	0	0	2
06:00	13	2	1	2	0	0	0	0	18	1	0	0	0	0	0	0	0	1
06:15	21	1	5	2	0	0	1	0	30	1	0	0	0	0	0	0	0	1
06:30	35	0	6	0	0	0	1	3	45	0	0	2	0	0	0	0	0	2
06:45	43	0	3	2	0	0	0	5	53	2	0	0	0	0	0	0	2	4
Hour	112	3	15	6	0	0	2	8	146	4	0	2	0	0	0	0	2	8
07:00	30	4	6	1	0	0	0	2	43	2	0	0	0	0	0	0	0	2
07:15	32	6	2	0	0	1	1	0	42	7	0	1	1	0	0	1	0	10
07:30	35	4	5	2	0	0	1	0	47	2	0	1	1	0	0	0	0	4
07:45	38	5	2	0	0	1	2	3	51	5	0	1	2	0	0	0	0	8
Hour	135	19	15	3	0	2	4	5	183	16	0	3	4	0	0	1	0	24
08:00	45	5	3	2	0	1	0	0	56	4	2	1	0	0	0	0	0	7
08:15	40	3	0	1	0	0	1	1	46	4	0	0	0	0	0	0	0	4
08:30	36	7	3	1	0	0	2	0	49	6	0	2	0	1	0	0	0	9
08:45	41	5	2	3	0	1	0	2	54	7	0	1	0	0	0	0	0	8
Hour	162	20	8	7	0	2	3	3	205	21	2	4	0	1	0	0	0	28
09:00	27	5	3	1	0	2	0	0	38	2	1	1	0	0	0	0	0	4
09:15	25	5	3	2	1	1	0	0	37	3	1	1	0	0	0	0	0	5
09:30	21	0	2	2	0	0	1	1	27	9	0	3	0	0	0	0	0	12
09:45	31	3	4	2	2	0	0	1	43	9	1	0	0	0	0	0	0	10
Hour	104	13	12	7	3	3	1	2	145	23	3	5	0	0	0	0	0	31
10:00	27	1	1	1	0	1	0	2	33	4	0	4	0	0	1	0	0	9
10:15	24	3	3	1	1	0	0	0	32	3	0	0	0	0	0	0	1	4
10:30	25	1	5	3	1	0	0	0	35	2	0	1	4	0	0	0	1	8
10:45	25	6	5	4	0	0	0	0	40	3	1	0	3	0	0	0	0	7
Hour	101	11	14	9	2	1	0	2	140	12	1	5	7	0	1	0	2	28
11:00	23	4	5	2	0	0	0	0	34	5	1	0	1	0	0	0	0	7
11:15	28	1	5	1	0	0	1	0	36	5	0	0	0	0	0	0	0	5
11:30	32	2	4	2	0	0	0	0	40	2	0	1	1	0	0	0	2	6
11:45	36	0	2	2	0	0	0	1	41	5	0	0	1	0	0	0	0	6
Hour	119	7	16	7	0	0	1	1	151	17	1	1	3	0	0	0	2	24
Total	778	88	81	43	5	8	11	23	1037	95	7	21	15	3	1	1	6	149

Site No. 5
Location Bayview / Bath Street / Church Avenue / Beach Road(1) / Beach Road(2) / Sean Moore Road
Date 04 April 2017

Time	C to D - Church Avenue to Beach Road(1)								Veh. Total	C to C - Church Avenue to Church Avenue								Veh. Total
	CAR	TAXI	LGV	HGV	Dbus	Obus	M/C	P/C		CAR	TAXI	LGV	HGV	Dbus	Obus	M/C	P/C	
00:00	0	0	0	0	0	0	0	0	0	0	0	0	0	0	0	0	0	0
00:15	0	0	0	0	0	0	0	0	0	0	0	0	0	0	0	0	0	0
00:30	0	0	0	0	0	0	0	0	0	0	0	0	0	0	0	0	0	0
00:45	0	0	0	0	0	0	0	0	0	0	0	0	0	0	0	0	0	0
Hour	0	0	0	0	0	0	0	0	0	0	0	0	0	0	0	0	0	0
01:00	0	0	0	0	0	0	0	0	0	0	0	0	0	0	0	0	0	0
01:15	0	0	0	0	0	0	0	0	0	0	0	0	0	0	0	0	0	0
01:30	0	0	0	0	0	0	0	0	0	0	0	0	0	0	0	0	0	0
01:45	0	0	0	0	0	0	0	0	0	0	0	0	0	0	0	0	0	0
Hour	0	0	0	0	0	0	0	0	0	0	0	0	0	0	0	0	0	0
02:00	0	0	0	0	0	0	0	0	0	0	0	0	0	0	0	0	0	0
02:15	0	0	0	0	0	0	0	0	0	0	0	0	0	0	0	0	0	0
02:30	0	0	0	0	0	0	0	0	0	0	0	0	0	0	0	0	0	0
02:45	0	0	0	0	0	0	0	0	0	0	0	0	0	0	0	0	0	0
Hour	0	0	0	0	0	0	0	0	0	0	0	0	0	0	0	0	0	0
03:00	0	0	0	0	0	0	0	0	0	0	0	0	0	0	0	0	0	0
03:15	0	0	0	0	0	0	0	0	0	0	0	0	0	0	0	0	0	0
03:30	0	0	0	0	0	0	0	0	0	0	0	0	0	0	0	0	0	0
03:45	0	0	0	0	0	0	0	0	0	0	0	0	0	0	0	0	0	0
Hour	0	0	0	0	0	0	0	0	0	0	0	0	0	0	0	0	0	0
04:00	0	0	0	0	0	0	0	0	0	0	0	0	0	0	0	0	0	0
04:15	0	0	0	0	0	0	0	0	0	0	0	0	0	0	0	0	0	0
04:30	0	0	0	0	0	0	0	0	0	0	0	0	0	0	0	0	0	0
04:45	0	0	0	0	0	0	0	0	0	0	0	0	0	0	0	0	0	0
Hour	0	0	0	0	0	0	0	0	0	0	0	0	0	0	0	0	0	0
05:00	0	0	0	0	0	0	0	0	0	0	0	0	0	0	0	0	0	0
05:15	0	0	0	0	0	0	0	0	0	0	0	0	0	0	0	0	0	0
05:30	0	0	0	0	0	0	0	0	0	0	0	0	0	0	0	0	0	0
05:45	0	0	0	0	0	0	0	0	0	0	0	0	0	0	0	0	0	0
Hour	0	0	0	0	0	0	0	0	0	0	0	0	0	0	0	0	0	0
06:00	0	0	0	0	0	0	0	0	0	0	0	0	0	0	0	0	0	0
06:15	0	0	0	0	0	0	0	0	0	0	0	0	0	0	0	0	0	0
06:30	0	0	0	0	0	0	0	0	0	0	0	0	0	0	0	0	0	0
06:45	0	0	0	0	0	0	0	0	0	0	0	0	0	0	0	0	0	0
Hour	0	0	0	0	0	0	0	0	0	0	0	0	0	0	0	0	0	0
07:00	0	0	0	0	0	0	0	0	0	0	0	0	0	0	0	0	0	0
07:15	0	0	0	0	0	0	0	0	0	0	0	0	0	0	0	0	0	0
07:30	0	0	0	0	0	0	0	0	0	0	0	0	0	0	0	0	0	0
07:45	0	0	0	0	0	0	0	0	0	0	0	0	0	0	0	0	0	0
Hour	0	0	0	0	0	0	0	0	0	0	0	0	0	0	0	0	0	0
08:00	0	0	0	0	0	0	0	0	0	0	0	0	0	0	0	0	0	0
08:15	0	0	0	0	0	0	0	0	0	0	0	0	0	0	0	0	0	0
08:30	0	0	0	0	0	0	0	0	0	0	0	0	0	0	0	0	0	0
08:45	0	0	0	0	0	0	0	0	0	0	0	0	0	0	0	0	0	0
Hour	0	0	0	0	0	0	0	0	0	0	0	0	0	0	0	0	0	0
09:00	0	0	0	0	0	0	0	0	0	0	0	0	0	0	0	0	0	0
09:15	0	0	0	0	0	0	0	0	0	0	0	0	0	0	0	0	0	0
09:30	0	0	0	0	0	0	0	0	0	0	0	0	0	0	0	0	0	0
09:45	0	0	0	0	0	0	0	0	0	0	0	0	0	0	0	0	0	0
Hour	0	0	0	0	0	0	0	0	0	0	0	0	0	0	0	0	0	0
10:00	0	0	0	0	0	0	0	0	0	0	0	0	0	0	0	0	0	0
10:15	0	0	0	0	0	0	0	0	0	0	0	0	0	0	0	0	0	0
10:30	0	0	0	0	0	0	0	0	0	0	0	0	0	0	0	0	0	0
10:45	0	0	0	0	0	0	0	0	0	0	0	0	0	0	0	0	0	0
Hour	0	0	0	0	0	0	0	0	0	0	0	0	0	0	0	0	0	0
11:00	0	0	0	0	0	0	0	0	0	0	0	0	0	0	0	0	0	0
11:15	0	0	0	0	0	0	0	0	0	0	0	0	0	0	0	0	0	0
11:30	0	0	0	0	0	0	0	0	0	0	0	0	0	0	0	0	0	0
11:45	0	0	0	0	0	0	0	0	0	0	0	0	0	0	0	0	0	0
Hour	0	0	0	0	0	0	0	0	0	0	0	0	0	0	0	0	0	0
Total	0	0	0	0	0	0	0	0	0	0	0	0	0	0	0	0	0	0

Site No. 5
Location Bayview / Bath Street / Church Avenue / Beach Road(1) / Beach Road(2) / Sean Moore Road
Date 04 April 2017

Time	D to C - Beach Road(1) to Church Avenue								Veh. Total	D to B - Beach Road(1) to Bath Street								Veh. Total
	CAR	TAXI	LGV	HGV	Dbus	Obus	M/C	P/C		CAR	TAXI	LGV	HGV	Dbus	Obus	M/C	P/C	
00:00	4	1	0	1	0	0	0	0	6	8	0	2	0	0	0	0	0	10
00:15	6	0	1	0	0	0	0	0	7	5	1	0	0	0	0	0	0	6
00:30	0	0	1	0	0	0	0	0	1	4	0	0	0	0	0	0	0	4
00:45	2	0	0	0	0	0	0	0	2	1	0	1	0	0	0	0	0	2
Hour	12	1	2	1	0	0	0	0	16	18	1	3	0	0	0	0	0	22
01:00	1	0	1	0	0	0	0	0	2	3	0	0	0	0	0	0	0	3
01:15	1	1	0	0	1	0	0	0	3	0	0	0	0	0	0	0	0	0
01:30	1	0	0	0	0	0	0	0	1	1	0	0	0	0	0	0	1	2
01:45	0	0	0	0	0	0	0	0	0	2	0	0	0	0	0	0	0	2
Hour	3	1	1	0	1	0	0	0	6	6	0	0	0	0	0	0	1	7
02:00	0	0	0	0	0	0	0	0	0	1	0	0	0	0	0	0	0	1
02:15	0	0	1	0	0	0	0	0	1	1	0	0	0	0	0	0	0	1
02:30	0	0	0	0	0	0	0	0	0	3	0	0	0	0	0	0	0	3
02:45	3	0	0	0	0	0	0	0	3	0	0	0	0	0	0	0	0	0
Hour	3	0	1	0	0	0	0	0	4	5	0	0	0	0	0	0	0	5
03:00	0	1	0	0	0	0	0	0	1	0	0	0	0	0	0	0	0	0
03:15	0	0	0	0	0	0	0	0	0	0	0	0	0	0	0	0	0	0
03:30	0	0	0	0	0	0	0	0	0	0	0	0	0	0	0	0	0	0
03:45	1	0	0	0	0	0	0	0	1	3	0	0	0	0	0	0	0	3
Hour	1	1	0	0	0	0	0	0	2	3	0	0	0	0	0	0	0	3
04:00	3	0	0	0	0	0	0	0	3	2	0	0	0	0	0	0	0	2
04:15	0	0	0	0	0	0	0	0	0	2	0	0	0	0	0	0	0	2
04:30	1	0	0	0	0	0	0	0	1	1	0	0	0	0	0	0	0	1
04:45	0	0	0	0	0	0	0	0	0	5	0	0	0	0	0	0	0	5
Hour	4	0	0	0	0	0	0	0	4	10	0	0	0	0	0	0	0	10
05:00	3	1	0	0	0	0	0	0	4	2	0	0	0	0	0	0	0	2
05:15	1	1	1	2	0	0	0	1	6	4	0	0	0	0	0	0	0	4
05:30	5	0	1	0	0	0	0	0	6	11	0	1	0	0	0	0	1	13
05:45	7	0	1	0	0	0	0	0	8	19	0	2	0	0	0	0	1	22
Hour	16	2	3	2	0	0	0	1	24	36	0	3	0	0	0	0	2	41
06:00	4	0	1	1	0	0	0	1	7	12	0	1	0	0	0	0	1	14
06:15	5	1	1	0	0	0	0	0	7	15	0	1	0	0	0	0	3	19
06:30	1	1	3	4	0	0	0	0	9	28	1	4	0	0	0	0	0	33
06:45	11	0	1	2	0	0	0	2	16	36	2	9	0	0	0	0	0	47
Hour	21	2	6	7	0	0	0	3	39	91	3	15	0	0	0	0	4	113
07:00	11	0	5	5	0	0	0	3	24	75	1	10	2	0	1	0	3	92
07:15	14	0	6	7	0	0	0	1	28	67	1	12	0	0	0	0	5	85
07:30	18	1	6	8	0	0	1	3	37	83	0	8	0	0	0	1	15	107
07:45	24	0	3	6	0	0	1	1	35	78	0	7	1	0	0	1	14	101
Hour	67	1	20	26	0	0	2	8	124	303	2	37	3	0	1	2	37	385
08:00	25	1	2	1	0	0	0	1	30	101	1	6	0	0	0	2	10	120
08:15	28	1	7	4	0	0	0	2	42	77	2	9	1	0	0	0	23	112
08:30	28	5	7	2	0	0	0	4	46	63	2	8	1	0	0	2	24	100
08:45	29	2	6	3	0	0	1	4	45	68	4	8	1	0	0	4	24	109
Hour	110	9	22	10	0	0	1	11	163	309	9	31	3	0	0	8	81	441
09:00	29	1	10	4	0	0	0	2	46	64	6	4	0	0	0	1	10	85
09:15	15	2	3	6	0	0	2	2	30	83	4	7	0	0	0	2	10	106
09:30	17	1	5	4	0	0	0	1	28	60	3	4	1	0	1	0	2	71
09:45	22	2	8	4	0	0	0	0	36	67	5	4	1	0	0	0	5	82
Hour	83	6	26	18	0	0	2	5	140	274	18	19	2	0	1	3	27	344
10:00	22	0	4	1	0	0	0	0	27	53	4	8	0	0	0	1	1	67
10:15	29	0	1	7	0	0	0	1	38	40	1	13	0	0	1	1	1	57
10:30	18	1	2	5	0	1	0	0	27	48	5	5	1	0	0	1	0	60
10:45	19	1	6	3	0	0	0	1	30	42	3	15	1	0	0	1	2	64
Hour	88	2	13	16	0	1	0	2	122	183	13	41	2	0	1	4	4	248
11:00	16	1	3	1	0	0	0	0	21	46	3	8	1	0	0	0	0	58
11:15	13	1	1	5	0	0	0	2	22	42	1	8	2	0	0	2	4	59
11:30	18	0	6	4	0	0	0	1	29	38	1	11	3	0	0	0	1	54
11:45	18	0	5	1	0	0	0	0	24	44	3	8	0	0	0	0	0	55
Hour	65	2	15	11	0	0	0	3	96	170	8	35	6	0	0	2	5	226
Total	473	27	109	91	1	1	5	33	740	1408	54	184	16	0	3	19	161	1845

Site No. 5
Location Bayview / Bath Street / Church Avenue / Beach Road(1) / Beach Road(2) / Sean Moore Road
Date 04 April 2017

Time	D to A - Beach Road(1) to Bayview								Veh. Total	D to F - Beach Road(1) to Sean Moore Road								Veh. Total
	CAR	TAXI	LGV	HGV	Dbus	Obus	M/C	P/C		CAR	TAXI	LGV	HGV	Dbus	Obus	M/C	P/C	
00:00	0	0	0	0	0	0	0	0	0	3	1	0	0	1	0	0	0	5
00:15	0	0	0	0	0	0	0	0	0	0	0	0	1	0	0	0	0	1
00:30	0	0	0	0	0	0	0	0	0	0	1	1	0	0	0	0	0	2
00:45	0	0	0	0	0	0	0	0	0	3	0	0	1	0	0	0	0	4
Hour	0	0	0	0	0	0	0	0	0	6	2	1	2	1	0	0	0	12
01:00	0	0	0	0	0	0	0	0	0	1	0	0	0	0	0	0	0	1
01:15	0	0	0	0	0	0	0	0	0	3	0	0	1	0	0	0	0	4
01:30	0	0	0	0	0	0	0	0	0	2	1	0	1	0	0	0	0	4
01:45	0	0	0	0	0	0	0	0	0	1	0	0	1	0	0	0	0	2
Hour	0	0	0	0	0	0	0	0	0	7	1	0	3	0	0	0	0	11
02:00	0	0	0	0	0	0	0	0	0	2	0	0	0	0	0	0	0	2
02:15	0	0	0	0	0	0	0	0	0	0	0	0	0	0	0	0	0	0
02:30	0	0	0	0	0	0	0	0	0	0	0	0	0	0	0	0	0	0
02:45	0	0	0	0	0	0	0	0	0	0	0	0	1	0	0	0	0	1
Hour	0	0	0	0	0	0	0	0	0	2	0	0	1	0	0	0	0	3
03:00	0	0	0	0	0	0	0	0	0	2	0	0	0	0	0	0	0	2
03:15	0	0	0	0	0	0	0	0	0	0	0	0	0	0	0	0	0	0
03:30	0	0	0	0	0	0	0	0	0	1	1	0	0	0	0	0	0	2
03:45	0	0	0	0	0	0	0	0	0	0	0	1	1	0	0	0	0	2
Hour	0	0	0	0	0	0	0	0	0	3	1	1	1	0	0	0	0	6
04:00	0	0	0	0	0	0	0	0	0	3	2	0	1	0	0	0	0	6
04:15	0	0	0	0	0	0	0	0	0	8	0	0	2	0	1	0	0	11
04:30	0	0	0	0	0	0	0	0	0	15	0	0	2	0	0	0	0	17
04:45	0	0	0	0	0	0	0	0	0	10	0	2	0	0	0	0	0	12
Hour	0	0	0	0	0	0	0	0	0	36	2	2	5	0	1	0	0	46
05:00	0	0	0	0	0	0	0	0	0	22	0	1	0	0	0	0	0	23
05:15	0	0	0	0	0	0	0	0	0	33	0	1	3	0	1	0	0	38
05:30	0	0	0	0	0	0	0	0	0	19	6	0	1	0	0	0	0	26
05:45	0	0	0	0	0	0	0	0	0	24	0	2	4	0	0	1	0	31
Hour	0	0	0	0	0	0	0	0	0	98	6	4	8	0	1	1	0	118
06:00	0	0	0	0	0	0	0	0	0	37	1	3	4	0	0	0	0	45
06:15	0	0	0	0	0	0	0	0	0	52	1	4	3	0	0	1	1	62
06:30	0	0	0	0	0	0	0	0	0	49	1	10	2	0	1	7	3	73
06:45	0	0	0	0	0	0	0	0	0	72	5	6	2	0	0	0	0	85
Hour	0	0	0	0	0	0	0	0	0	210	8	23	11	0	1	8	4	265
07:00	0	0	0	0	0	0	0	0	0	123	11	10	4	0	0	2	2	152
07:15	0	0	0	0	0	0	0	0	0	93	6	11	0	2	0	3	1	116
07:30	0	0	0	0	0	0	0	0	0	123	3	5	1	0	0	3	4	139
07:45	0	0	0	0	0	0	0	0	0	134	1	17	1	0	1	2	6	162
Hour	0	0	0	0	0	0	0	0	0	473	21	43	6	2	1	10	13	569
08:00	0	0	0	0	0	0	0	0	0	117	3	5	1	1	0	4	6	137
08:15	0	0	0	0	0	0	0	0	0	109	1	4	2	0	0	8	5	129
08:30	0	0	0	0	0	0	0	0	0	113	5	4	1	0	0	3	7	133
08:45	0	0	0	0	0	0	0	0	0	108	4	11	3	1	1	6	5	139
Hour	0	0	0	0	0	0	0	0	0	447	13	24	7	2	1	21	23	538
09:00	0	0	0	0	0	0	0	0	0	108	4	10	3	4	3	5	3	140
09:15	0	0	0	0	0	0	0	0	0	101	7	12	9	0	1	2	3	135
09:30	0	0	0	0	0	0	0	0	0	103	2	8	6	6	2	2	0	129
09:45	0	0	0	0	0	0	0	0	0	91	4	8	7	4	0	0	0	114
Hour	0	0	0	0	0	0	0	0	0	403	17	38	25	14	6	9	6	518
10:00	0	0	0	0	0	0	0	0	0	69	9	12	5	0	0	5	1	101
10:15	0	0	0	0	0	0	0	0	0	68	4	11	4	1	0	1	0	89
10:30	0	0	0	0	0	0	0	0	0	79	7	11	4	0	2	1	0	104
10:45	0	0	0	0	0	0	0	0	0	46	8	7	8	1	0	0	2	72
Hour	0	0	0	0	0	0	0	0	0	262	28	41	21	2	2	7	3	366
11:00	0	0	0	0	0	0	0	0	0	46	5	10	3	0	0	1	0	65
11:15	0	0	0	0	0	0	0	0	0	55	7	16	4	1	1	0	0	84
11:30	0	0	0	0	0	0	0	0	0	47	4	12	2	0	0	1	2	68
11:45	0	0	0	0	0	0	0	0	0	60	6	19	3	0	0	0	1	89
Hour	0	0	0	0	0	0	0	0	0	208	22	57	12	1	1	2	3	306
Total	0	0	0	0	0	0	0	0	0	2155	121	234	102	22	14	58	52	2758

Site No. 5
Location Bayview / Bath Street / Church Avenue / Beach Road(1) / Beach Road(2) / Sean Moore Road
Date 04 April 2017

Time	D to E - Beach Road(1) to Beach Road(2)								Veh. Total	D to D - Beach Road(1) to Beach Road(1)								Veh. Total
	CAR	TAXI	LGV	HGV	Dbus	Obus	M/C	P/C		CAR	TAXI	LGV	HGV	Dbus	Obus	M/C	P/C	
00:00	0	0	0	0	0	0	0	0	0	0	0	0	0	0	0	0	0	0
00:15	0	0	0	0	0	0	0	0	0	0	0	0	0	0	0	0	0	0
00:30	0	0	0	0	0	0	0	0	0	0	0	0	0	0	0	0	0	0
00:45	0	0	0	0	0	0	0	0	0	0	0	0	0	0	0	0	0	0
Hour	0	0	0	0	0	0	0	0	0	0	0	0	0	0	0	0	0	0
01:00	0	0	0	0	0	0	0	0	0	0	0	0	0	0	0	0	0	0
01:15	0	0	0	0	0	0	0	0	0	0	0	0	0	0	0	0	0	0
01:30	0	0	0	0	0	0	0	0	0	0	0	0	0	0	0	0	0	0
01:45	0	0	0	0	0	0	0	0	0	0	0	0	0	0	0	0	0	0
Hour	0	0	0	0	0	0	0	0	0	0	0	0	0	0	0	0	0	0
02:00	0	0	0	0	0	0	0	0	0	0	0	0	0	0	0	0	0	0
02:15	0	0	0	0	0	0	0	0	0	0	0	0	0	0	0	0	0	0
02:30	0	0	0	0	0	0	0	0	0	0	0	0	0	0	0	0	0	0
02:45	0	0	0	0	0	0	0	0	0	0	0	0	0	0	0	0	0	0
Hour	0	0	0	0	0	0	0	0	0	0	0	0	0	0	0	0	0	0
03:00	0	0	0	0	0	0	0	0	0	0	0	0	0	0	0	0	0	0
03:15	0	0	0	0	0	0	0	0	0	0	0	0	0	0	0	0	0	0
03:30	0	0	0	0	0	0	0	0	0	0	0	0	0	0	0	0	0	0
03:45	0	0	0	0	0	0	0	0	0	0	0	0	0	0	0	0	0	0
Hour	0	0	0	0	0	0	0	0	0	0	0	0	0	0	0	0	0	0
04:00	0	0	0	0	0	0	0	0	0	0	0	0	0	0	0	0	0	0
04:15	0	0	0	0	0	0	0	0	0	0	0	0	0	0	0	0	0	0
04:30	0	0	0	0	0	0	0	0	0	0	0	0	0	0	0	0	0	0
04:45	0	0	0	0	0	0	0	0	0	0	0	0	0	0	0	0	0	0
Hour	0	0	0	0	0	0	0	0	0	0	0	0	0	0	0	0	0	0
05:00	0	0	0	0	0	0	0	0	0	0	0	0	0	0	0	0	0	0
05:15	0	0	0	0	0	0	0	0	0	0	0	0	0	0	0	0	0	0
05:30	0	0	0	0	0	0	0	0	0	0	0	0	0	0	0	0	0	0
05:45	0	0	0	0	0	0	0	0	0	0	0	0	0	0	0	0	0	0
Hour	0	0	0	0	0	0	0	0	0	0	0	0	0	0	0	0	0	0
06:00	0	0	0	0	0	0	0	0	0	0	0	0	0	0	0	0	0	0
06:15	0	0	0	0	0	0	0	0	0	0	0	0	0	0	0	0	0	0
06:30	0	0	0	0	0	0	0	0	0	0	0	0	0	0	0	0	0	0
06:45	0	0	0	0	0	0	0	0	0	0	0	0	0	0	0	0	0	0
Hour	0	0	0	0	0	0	0	0	0	0	0	0	0	0	0	0	0	0
07:00	0	0	0	0	0	0	0	0	0	0	0	0	0	0	0	0	0	0
07:15	1	0	0	0	0	0	0	0	1	0	0	0	0	0	0	0	0	0
07:30	0	0	0	0	0	0	0	0	0	0	0	0	0	0	0	0	0	0
07:45	0	0	0	0	0	0	0	0	0	0	0	0	0	0	0	0	0	0
Hour	1	0	0	0	0	0	0	0	1	0	0	0	0	0	0	0	0	0
08:00	1	0	1	0	0	0	0	0	2	0	0	0	0	0	0	0	0	0
08:15	0	0	1	0	0	0	0	0	1	0	0	0	0	0	0	0	0	0
08:30	4	1	1	0	0	0	0	0	6	0	0	0	0	0	0	0	0	0
08:45	1	0	0	0	0	0	0	0	1	0	0	0	0	0	0	0	0	0
Hour	6	1	3	0	0	0	0	0	10	0	0	0	0	0	0	0	0	0
09:00	0	1	0	0	0	0	0	0	1	0	0	0	0	0	0	0	0	0
09:15	0	0	0	0	0	0	0	0	0	0	0	0	0	0	0	0	0	0
09:30	0	0	0	0	0	0	0	0	0	0	0	0	0	0	0	0	0	0
09:45	1	0	0	0	0	0	0	0	1	0	0	0	0	0	0	0	0	0
Hour	1	1	0	0	0	0	0	0	2	0	0	0	0	0	0	0	0	0
10:00	0	0	0	0	0	0	0	0	0	0	0	0	0	0	0	0	0	0
10:15	0	0	0	0	0	0	0	0	0	0	0	0	0	0	0	0	0	0
10:30	1	0	3	0	0	0	0	0	4	0	0	0	0	0	0	0	0	0
10:45	1	0	0	0	0	0	0	0	1	0	0	0	0	0	0	0	0	0
Hour	2	0	3	0	0	0	0	0	5	0	0	0	0	0	0	0	0	0
11:00	0	0	0	0	0	0	0	0	0	0	0	0	0	0	0	0	0	0
11:15	0	0	1	0	0	0	0	0	1	0	0	0	0	0	0	0	0	0
11:30	1	0	0	0	0	0	0	0	1	0	0	0	0	0	0	0	0	0
11:45	1	0	0	0	0	0	0	0	1	0	0	0	0	0	0	0	0	0
Hour	2	0	1	0	0	0	0	0	3	0	0	0	0	0	0	0	0	0
Total	12	2	7	0	0	0	0	0	21	0	0	0	0	0	0	0	0	0

Site No. 5
Location Bayview / Bath Street / Church Avenue / Beach Road(1) / Beach Road(2) / Sean Moore Road
Date 04 April 2017

Time	E to D - Beach Road(2) to Beach Road(1)								Veh. Total	E to C - Beach Road(2) to Church Avenue								Veh. Total
	CAR	TAXI	LGV	HGV	Dbus	Obus	M/C	P/C		CAR	TAXI	LGV	HGV	Dbus	Obus	M/C	P/C	
00:00	0	0	0	0	0	0	0	0	0	0	0	0	0	0	0	0	0	0
00:15	0	0	0	0	0	0	0	0	0	0	0	0	0	0	0	0	0	0
00:30	0	0	0	0	0	0	0	0	0	0	0	0	0	0	0	0	0	0
00:45	0	0	0	0	0	0	0	0	0	0	0	0	0	0	0	0	0	0
Hour	0	0	0	0	0	0	0	0	0	0	0	0	0	0	0	0	0	0
01:00	0	0	0	0	0	0	0	0	0	0	0	0	0	0	0	0	0	0
01:15	0	0	0	0	0	0	0	0	0	0	0	0	0	0	0	0	0	0
01:30	0	0	0	0	0	0	0	0	0	0	0	0	0	0	0	0	0	0
01:45	0	0	0	0	0	0	0	0	0	0	0	0	0	0	0	0	0	0
Hour	0	0	0	0	0	0	0	0	0	0	0	0	0	0	0	0	0	0
02:00	0	0	0	0	0	0	0	0	0	0	0	0	0	0	0	0	0	0
02:15	0	0	0	0	0	0	0	0	0	0	0	0	0	0	0	0	0	0
02:30	0	0	0	0	0	0	0	0	0	0	0	0	0	0	0	0	0	0
02:45	0	0	0	0	0	0	0	0	0	0	0	0	0	0	0	0	0	0
Hour	0	0	0	0	0	0	0	0	0	0	0	0	0	0	0	0	0	0
03:00	0	0	0	0	0	0	0	0	0	0	0	0	0	0	0	0	0	0
03:15	0	0	0	0	0	0	0	0	0	0	0	0	0	0	0	0	0	0
03:30	0	0	0	0	0	0	0	0	0	0	0	0	0	0	0	0	0	0
03:45	0	0	0	0	0	0	0	0	0	0	0	0	0	0	0	0	0	0
Hour	0	0	0	0	0	0	0	0	0	0	0	0	0	0	0	0	0	0
04:00	0	0	0	0	0	0	0	0	0	0	0	0	0	0	0	0	0	0
04:15	0	0	0	0	0	0	0	0	0	0	0	0	0	0	0	0	0	0
04:30	0	0	0	0	0	0	0	0	0	0	0	0	0	0	0	0	0	0
04:45	0	0	0	0	0	0	0	0	0	0	0	0	0	0	0	0	0	0
Hour	0	0	0	0	0	0	0	0	0	0	0	0	0	0	0	0	0	0
05:00	0	0	0	0	0	0	0	0	0	0	0	0	0	0	0	0	0	0
05:15	0	0	0	0	0	0	0	0	0	0	0	0	0	0	0	0	0	0
05:30	0	0	0	0	0	0	0	0	0	0	0	0	0	0	0	0	0	0
05:45	0	0	0	0	0	0	0	0	0	0	0	0	0	0	0	0	0	0
Hour	0	0	0	0	0	0	0	0	0	0	0	0	0	0	0	0	0	0
06:00	0	0	0	0	0	0	0	0	0	0	0	0	0	0	0	0	0	0
06:15	0	0	0	0	0	0	0	0	0	0	0	0	0	0	0	0	0	0
06:30	0	0	0	0	0	0	0	0	0	0	0	0	0	0	0	0	0	0
06:45	0	0	0	0	0	0	0	0	0	0	0	0	0	0	0	0	0	0
Hour	0	0	0	0	0	0	0	0	0	0	0	0	0	0	0	0	0	0
07:00	0	0	0	0	0	0	0	0	0	0	0	0	0	0	0	0	0	0
07:15	0	0	0	0	0	0	0	0	0	0	0	0	0	0	0	0	0	0
07:30	0	0	0	0	0	0	0	0	0	0	0	0	0	0	0	0	0	0
07:45	0	0	0	0	0	0	0	0	0	0	0	0	0	0	0	0	0	0
Hour	0	0	0	0	0	0	0	0	0	0	0	0	0	0	0	0	0	0
08:00	0	0	0	0	0	0	0	0	0	0	0	0	0	0	0	0	0	0
08:15	0	0	0	0	0	0	0	0	0	0	0	0	0	0	0	0	0	0
08:30	0	0	0	0	0	0	0	0	0	0	0	0	0	0	0	0	0	0
08:45	0	0	0	0	0	0	0	0	0	0	0	0	0	0	0	0	0	0
Hour	0	0	0	0	0	0	0	0	0	0	0	0	0	0	0	0	0	0
09:00	0	0	0	0	0	0	0	0	0	0	0	0	0	0	0	0	0	0
09:15	0	0	0	0	0	0	0	0	0	0	0	0	0	0	0	0	0	0
09:30	0	0	0	0	0	0	0	0	0	0	0	0	0	0	0	0	0	0
09:45	0	0	0	0	0	0	0	0	0	0	0	0	0	0	0	0	0	0
Hour	0	0	0	0	0	0	0	0	0	0	0	0	0	0	0	0	0	0
10:00	0	0	0	0	0	0	0	0	0	0	0	0	0	0	0	0	0	0
10:15	0	0	0	0	0	0	0	0	0	0	0	0	0	0	0	0	0	0
10:30	0	0	0	0	0	0	0	0	0	0	0	0	0	0	0	0	0	0
10:45	0	0	0	0	0	0	0	0	0	0	0	0	0	0	0	0	0	0
Hour	0	0	0	0	0	0	0	0	0	0	0	0	0	0	0	0	0	0
11:00	0	0	0	0	0	0	0	0	0	0	0	0	0	0	0	0	0	0
11:15	0	0	0	0	0	0	0	0	0	0	0	0	0	0	0	0	0	0
11:30	0	0	0	0	0	0	0	0	0	0	0	0	0	0	0	0	0	0
11:45	0	0	0	0	0	0	0	0	0	0	0	0	0	0	0	0	0	0
Hour	0	0	0	0	0	0	0	0	0	0	0	0	0	0	0	0	0	0
Total	0	0	0	0	0	0	0	0	0	0	0	0	0	0	0	0	0	0

Site No. 5
Location Bayview / Bath Street / Church Avenue / Beach Road(1) / Beach Road(2) / Sean Moore Road
Date 04 April 2017

Time	E to B - Beach Road(2) to Bath Street								Veh. Total	E to A - Beach Road(2) to Bayview								Veh. Total
	CAR	TAXI	LGV	HGV	Dbus	Obus	M/C	P/C		CAR	TAXI	LGV	HGV	Dbus	Obus	M/C	P/C	
00:00	0	0	0	0	0	0	0	0	0	0	0	0	0	0	0	0	0	0
00:15	0	0	0	0	0	0	0	0	0	0	0	0	0	0	0	0	0	0
00:30	0	0	0	0	0	0	0	0	0	0	0	0	0	0	0	0	0	0
00:45	0	0	0	0	0	0	0	0	0	0	0	0	0	0	0	0	0	0
Hour	0	0	0	0	0	0	0	0	0	0	0	0	0	0	0	0	0	0
01:00	0	0	0	0	0	0	0	0	0	0	0	0	0	0	0	0	0	0
01:15	0	0	0	0	0	0	0	0	0	0	0	0	0	0	0	0	0	0
01:30	0	0	0	0	0	0	0	0	0	0	0	0	0	0	0	0	0	0
01:45	0	0	0	0	0	0	0	0	0	0	0	0	0	0	0	0	0	0
Hour	0	0	0	0	0	0	0	0	0	0	0	0	0	0	0	0	0	0
02:00	0	0	0	0	0	0	0	0	0	0	0	0	0	0	0	0	0	0
02:15	0	0	0	0	0	0	0	0	0	0	0	0	0	0	0	0	0	0
02:30	0	0	0	0	0	0	0	0	0	0	0	0	0	0	0	0	0	0
02:45	0	0	0	0	0	0	0	0	0	0	0	0	0	0	0	0	0	0
Hour	0	0	0	0	0	0	0	0	0	0	0	0	0	0	0	0	0	0
03:00	0	0	0	0	0	0	0	0	0	0	0	0	0	0	0	0	0	0
03:15	0	0	0	0	0	0	0	0	0	0	0	0	0	0	0	0	0	0
03:30	0	0	0	0	0	0	0	0	0	0	0	0	0	0	0	0	0	0
03:45	0	0	0	0	0	0	0	0	0	0	0	0	0	0	0	0	0	0
Hour	0	0	0	0	0	0	0	0	0	0	0	0	0	0	0	0	0	0
04:00	0	0	0	0	0	0	0	0	0	0	0	0	0	0	0	0	0	0
04:15	0	0	0	0	0	0	0	0	0	0	0	0	0	0	0	0	0	0
04:30	0	0	0	0	0	0	0	0	0	0	0	0	0	0	0	0	0	0
04:45	0	0	0	0	0	0	0	0	0	0	0	0	0	0	0	0	0	0
Hour	0	0	0	0	0	0	0	0	0	0	0	0	0	0	0	0	0	0
05:00	0	0	0	0	0	0	0	0	0	0	0	0	0	0	0	0	0	0
05:15	0	0	0	0	0	0	0	0	0	0	0	0	0	0	0	0	0	0
05:30	0	0	0	0	0	0	0	0	0	0	0	0	0	0	0	0	0	0
05:45	0	0	0	0	0	0	0	0	0	0	0	0	0	0	0	0	0	0
Hour	0	0	0	0	0	0	0	0	0	0	0	0	0	0	0	0	0	0
06:00	0	0	0	0	0	0	0	0	0	0	0	0	0	0	0	0	0	0
06:15	0	0	0	0	0	0	0	0	0	0	0	0	0	0	0	0	0	0
06:30	0	0	0	0	0	0	0	0	0	0	0	0	0	0	0	0	0	0
06:45	0	0	0	0	0	0	0	0	0	0	0	0	0	0	0	0	0	0
Hour	0	0	0	0	0	0	0	0	0	0	0	0	0	0	0	0	0	0
07:00	0	0	0	0	0	0	0	0	0	0	0	0	0	0	0	0	0	0
07:15	0	0	0	0	0	0	0	0	0	0	0	0	0	0	0	0	0	0
07:30	0	0	0	0	0	0	0	0	0	0	0	0	0	0	0	0	0	0
07:45	0	0	0	0	0	0	0	0	0	0	0	0	0	0	0	0	0	0
Hour	0	0	0	0	0	0	0	0	0	0	0	0	0	0	0	0	0	0
08:00	0	0	0	0	0	0	0	0	0	0	0	0	0	0	0	0	0	0
08:15	0	0	0	0	0	0	0	0	0	0	0	0	0	0	0	0	0	0
08:30	0	0	0	0	0	0	0	0	0	0	0	0	0	0	0	0	0	0
08:45	0	0	0	0	0	0	0	0	0	0	0	0	0	0	0	0	0	0
Hour	0	0	0	0	0	0	0	0	0	0	0	0	0	0	0	0	0	0
09:00	0	0	0	0	0	0	0	0	0	0	0	0	0	0	0	0	0	0
09:15	0	0	0	0	0	0	0	0	0	0	0	0	0	0	0	0	0	0
09:30	0	0	0	0	0	0	0	0	0	0	0	0	0	0	0	0	0	0
09:45	0	0	0	0	0	0	0	0	0	0	0	0	0	0	0	0	0	0
Hour	0	0	0	0	0	0	0	0	0	0	0	0	0	0	0	0	0	0
10:00	0	0	0	0	0	0	0	0	0	0	0	0	0	0	0	0	0	0
10:15	0	0	0	0	0	0	0	0	0	0	0	0	0	0	0	0	0	0
10:30	0	0	0	0	0	0	0	0	0	0	0	0	0	0	0	0	0	0
10:45	0	0	0	0	0	0	0	0	0	0	0	0	0	0	0	0	0	0
Hour	0	0	0	0	0	0	0	0	0	0	0	0	0	0	0	0	0	0
11:00	0	0	0	0	0	0	0	0	0	0	0	0	0	0	0	0	0	0
11:15	0	0	0	0	0	0	0	0	0	0	0	0	0	0	0	0	0	0
11:30	0	0	0	0	0	0	0	0	0	0	0	0	0	0	0	0	0	0
11:45	0	0	0	0	0	0	0	0	0	0	0	0	0	0	0	0	0	0
Hour	0	0	0	0	0	0	0	0	0	0	0	0	0	0	0	0	0	0
Total	0	0	0	0	0	0	0	0	0	0	0	0	0	0	0	0	0	0

Site No. 5
Location Bayview / Bath Street / Church Avenue / Beach Road(1) / Beach Road(2) / Sean Moore Road
Date 04 April 2017

Time	E to F - Beach Road(2) to Sean Moore Road								Veh. Total	E to E - Beach Road(2) to Beach Road(2)								Veh. Total
	CAR	TAXI	LGV	HGV	Dbus	Obus	M/C	P/C		CAR	TAXI	LGV	HGV	Dbus	Obus	M/C	P/C	
00:00	0	0	0	0	0	0	0	0	0	0	0	0	0	0	0	0	0	0
00:15	0	0	0	0	0	0	0	0	0	0	0	0	0	0	0	0	0	0
00:30	0	0	0	0	0	0	0	0	0	0	0	0	0	0	0	0	0	0
00:45	0	0	0	0	0	0	0	0	0	0	0	0	0	0	0	0	0	0
Hour	0	0	0	0	0	0	0	0	0	0	0	0	0	0	0	0	0	0
01:00	0	0	0	0	0	0	0	0	0	0	0	0	0	0	0	0	0	0
01:15	0	0	0	0	0	0	0	0	0	0	0	0	0	0	0	0	0	0
01:30	0	0	0	0	0	0	0	0	0	0	0	0	0	0	0	0	0	0
01:45	0	0	0	0	0	0	0	0	0	0	0	0	0	0	0	0	0	0
Hour	0	0	0	0	0	0	0	0	0	0	0	0	0	0	0	0	0	0
02:00	0	0	0	0	0	0	0	0	0	0	0	0	0	0	0	0	0	0
02:15	0	0	0	0	0	0	0	0	0	0	0	0	0	0	0	0	0	0
02:30	0	0	0	0	0	0	0	0	0	0	0	0	0	0	0	0	0	0
02:45	0	0	0	0	0	0	0	0	0	0	0	0	0	0	0	0	0	0
Hour	0	0	0	0	0	0	0	0	0	0	0	0	0	0	0	0	0	0
03:00	0	0	0	0	0	0	0	0	0	0	0	0	0	0	0	0	0	0
03:15	0	0	0	0	0	0	0	0	0	0	0	0	0	0	0	0	0	0
03:30	0	0	0	0	0	0	0	0	0	0	0	0	0	0	0	0	0	0
03:45	0	0	0	0	0	0	0	0	0	0	0	0	0	0	0	0	0	0
Hour	0	0	0	0	0	0	0	0	0	0	0	0	0	0	0	0	0	0
04:00	0	0	0	0	0	0	0	0	0	0	0	0	0	0	0	0	0	0
04:15	0	0	0	0	0	0	0	0	0	0	0	0	0	0	0	0	0	0
04:30	0	0	0	0	0	0	0	0	0	0	0	0	0	0	0	0	0	0
04:45	0	0	0	0	0	0	0	0	0	0	0	0	0	0	0	0	0	0
Hour	0	0	0	0	0	0	0	0	0	0	0	0	0	0	0	0	0	0
05:00	0	0	0	0	0	0	0	0	0	0	0	0	0	0	0	0	0	0
05:15	0	0	0	0	0	0	0	0	0	0	0	0	0	0	0	0	0	0
05:30	0	0	0	0	0	0	0	0	0	0	0	0	0	0	0	0	0	0
05:45	0	0	0	0	0	0	0	0	0	0	0	0	0	0	0	0	0	0
Hour	0	0	0	0	0	0	0	0	0	0	0	0	0	0	0	0	0	0
06:00	0	0	0	0	0	0	0	0	0	0	0	0	0	0	0	0	0	0
06:15	0	0	0	0	0	0	0	0	0	0	0	0	0	0	0	0	0	0
06:30	0	0	0	0	0	0	0	0	0	0	0	0	0	0	0	0	0	0
06:45	0	0	0	0	0	0	0	0	0	0	0	0	0	0	0	0	0	0
Hour	0	0	0	0	0	0	0	0	0	0	0	0	0	0	0	0	0	0
07:00	0	0	0	0	0	0	0	0	0	0	0	0	0	0	0	0	0	0
07:15	0	0	0	0	0	0	0	0	0	0	0	0	0	0	0	0	0	0
07:30	0	0	0	0	0	0	0	0	0	0	0	0	0	0	0	0	0	0
07:45	0	0	0	0	0	0	0	0	0	0	0	0	0	0	0	0	0	0
Hour	0	0	0	0	0	0	0	0	0	0	0	0	0	0	0	0	0	0
08:00	0	0	0	0	0	0	0	0	0	0	0	0	0	0	0	0	0	0
08:15	0	0	0	0	0	0	0	0	0	0	0	0	0	0	0	0	0	0
08:30	0	0	0	0	0	0	0	0	0	0	0	0	0	0	0	0	0	0
08:45	0	0	0	0	0	0	0	0	0	0	0	0	0	0	0	0	0	0
Hour	0	0	0	0	0	0	0	0	0	0	0	0	0	0	0	0	0	0
09:00	0	0	0	0	0	0	0	0	0	0	0	0	0	0	0	0	0	0
09:15	0	0	0	0	0	0	0	0	0	0	0	0	0	0	0	0	0	0
09:30	0	0	0	0	0	0	0	0	0	0	0	0	0	0	0	0	0	0
09:45	0	0	0	0	0	0	0	0	0	0	0	0	0	0	0	0	0	0
Hour	0	0	0	0	0	0	0	0	0	0	0	0	0	0	0	0	0	0
10:00	0	0	0	0	0	0	0	0	0	0	0	0	0	0	0	0	0	0
10:15	0	0	0	0	0	0	0	0	0	0	0	0	0	0	0	0	0	0
10:30	0	0	0	0	0	0	0	0	0	0	0	0	0	0	0	0	0	0
10:45	0	0	0	0	0	0	0	0	0	0	0	0	0	0	0	0	0	0
Hour	0	0	0	0	0	0	0	0	0	0	0	0	0	0	0	0	0	0
11:00	0	0	0	0	0	0	0	0	0	0	0	0	0	0	0	0	0	0
11:15	0	0	0	0	0	0	0	0	0	0	0	0	0	0	0	0	0	0
11:30	0	0	0	0	0	0	0	0	0	0	0	0	0	0	0	0	0	0
11:45	0	0	0	0	0	0	0	0	0	0	0	0	0	0	0	0	0	0
Hour	0	0	0	0	0	0	0	0	0	0	0	0	0	0	0	0	0	0
Total	0	0	0	0	0	0	0	0	0	0	0	0	0	0	0	0	0	0

Site No. 5
Location Bayview / Bath Street / Church Avenue / Beach Road(1) / Beach Road(2) / Sean Moore Road
Date 04 April 2017

Time	F to E - Sean Moore Road to Beach Road(2)								Veh. Total	F to D - Sean Moore Road to Beach Road(1)								Veh. Total
	CAR	TAXI	LGV	HGV	Dbus	Obus	M/C	P/C		CAR	TAXI	LGV	HGV	Dbus	Obus	M/C	P/C	
00:00	0	0	0	0	0	0	0	0	0	0	0	0	0	0	0	0	0	0
00:15	0	0	0	0	0	0	0	0	0	0	0	0	0	0	0	0	0	0
00:30	0	0	0	0	0	0	0	0	0	0	0	0	0	0	0	0	0	0
00:45	0	0	0	0	0	0	0	0	0	0	0	0	0	0	0	0	0	0
Hour	0	0	0	0	0	0	0	0	0	0	0	0	0	0	0	0	0	0
01:00	0	0	0	0	0	0	0	0	0	0	0	0	0	0	0	0	0	0
01:15	0	0	0	0	0	0	0	0	0	0	0	0	0	0	0	0	0	0
01:30	0	0	0	0	0	0	0	0	0	0	0	0	0	0	0	0	0	0
01:45	0	0	0	0	0	0	0	0	0	0	0	0	0	0	0	0	0	0
Hour	0	0	0	0	0	0	0	0	0	0	0	0	0	0	0	0	0	0
02:00	0	0	0	0	0	0	0	0	0	0	0	0	0	0	0	0	0	0
02:15	0	0	0	0	0	0	0	0	0	0	0	0	0	0	0	0	0	0
02:30	0	0	0	0	0	0	0	0	0	0	0	0	0	0	0	0	0	0
02:45	0	0	0	0	0	0	0	0	0	0	0	0	0	0	0	0	0	0
Hour	0	0	0	0	0	0	0	0	0	0	0	0	0	0	0	0	0	0
03:00	0	0	0	0	0	0	0	0	0	0	0	0	0	0	0	0	0	0
03:15	0	0	0	0	0	0	0	0	0	0	0	0	0	0	0	0	0	0
03:30	0	0	0	0	0	0	0	0	0	0	0	0	0	0	0	0	0	0
03:45	0	0	0	0	0	0	0	0	0	0	0	0	0	0	0	0	0	0
Hour	0	0	0	0	0	0	0	0	0	0	0	0	0	0	0	0	0	0
04:00	0	0	0	0	0	0	0	0	0	0	0	0	0	0	0	0	0	0
04:15	0	0	0	0	0	0	0	0	0	0	0	0	0	0	0	0	0	0
04:30	0	0	0	0	0	0	0	0	0	0	0	0	0	0	0	0	0	0
04:45	0	0	0	0	0	0	0	0	0	0	0	0	0	0	0	0	0	0
Hour	0	0	0	0	0	0	0	0	0	0	0	0	0	0	0	0	0	0
05:00	0	0	0	0	0	0	0	0	0	0	0	0	0	0	0	0	0	0
05:15	0	0	0	0	0	0	0	0	0	0	0	0	0	0	0	0	0	0
05:30	0	0	0	0	0	0	0	0	0	0	0	0	0	0	0	0	0	0
05:45	0	0	0	0	0	0	0	0	0	0	0	0	0	0	0	0	0	0
Hour	0	0	0	0	0	0	0	0	0	0	0	0	0	0	0	0	0	0
06:00	0	0	0	0	0	0	0	0	0	0	0	0	0	0	0	0	0	0
06:15	0	0	0	0	0	0	0	0	0	0	0	0	0	0	0	0	0	0
06:30	0	0	0	0	0	0	0	0	0	0	0	0	0	0	0	0	0	0
06:45	0	0	0	0	0	0	0	0	0	0	0	0	0	0	0	0	0	0
Hour	0	0	0	0	0	0	0	0	0	0	0	0	0	0	0	0	0	0
07:00	0	0	0	0	0	0	0	0	0	0	0	0	0	0	0	0	0	0
07:15	0	0	0	0	0	0	0	0	0	0	0	0	0	0	0	0	0	0
07:30	0	0	0	0	0	0	0	0	0	0	0	0	0	0	0	0	0	0
07:45	0	0	0	0	0	0	0	0	0	0	0	0	0	0	0	0	0	0
Hour	0	0	0	0	0	0	0	0	0	0	0	0	0	0	0	0	0	0
08:00	0	0	0	0	0	0	0	0	0	0	0	0	0	0	0	0	0	0
08:15	0	0	0	0	0	0	0	0	0	0	0	0	0	0	0	0	0	0
08:30	0	0	0	0	0	0	0	0	0	0	0	0	0	0	0	0	0	0
08:45	0	0	0	0	0	0	0	0	0	0	0	0	0	0	0	0	0	0
Hour	0	0	0	0	0	0	0	0	0	0	0	0	0	0	0	0	0	0
09:00	0	0	0	0	0	0	0	0	0	0	0	0	0	0	0	0	0	0
09:15	0	0	0	0	0	0	0	0	0	0	0	0	0	0	0	0	0	0
09:30	0	0	0	0	0	0	0	0	0	0	0	0	0	0	0	0	0	0
09:45	0	0	0	0	0	0	0	0	0	0	0	0	0	0	0	0	0	0
Hour	0	0	0	0	0	0	0	0	0	0	0	0	0	0	0	0	0	0
10:00	0	0	0	0	0	0	0	0	0	0	0	0	0	0	0	0	0	0
10:15	0	0	0	0	0	0	0	0	0	0	0	0	0	0	0	0	0	0
10:30	0	0	0	0	0	0	0	0	0	0	0	0	0	0	0	0	0	0
10:45	0	0	0	0	0	0	0	0	0	0	0	0	0	0	0	0	0	0
Hour	0	0	0	0	0	0	0	0	0	0	0	0	0	0	0	0	0	0
11:00	0	0	0	0	0	0	0	0	0	0	0	0	0	0	0	0	0	0
11:15	0	0	0	0	0	0	0	0	0	0	0	0	0	0	0	0	0	0
11:30	0	0	0	0	0	0	0	0	0	0	0	0	0	0	0	0	0	0
11:45	0	0	0	0	0	0	0	0	0	0	0	0	0	0	0	0	0	0
Hour	0	0	0	0	0	0	0	0	0	0	0	0	0	0	0	0	0	0
Total	0	0	0	0	0	0	0	0	0	0	0	0	0	0	0	0	0	0

Site No. 5
Location Bayview / Bath Street / Church Avenue / Beach Road(1) / Beach Road(2) / Sean Moore Road
Date 04 April 2017

Time	F to C - Sean Moore Road to Church Avenue								Veh. Total	F to B - Sean Moore Road to Bath Street								Veh. Total
	CAR	TAXI	LGV	HGV	Dbus	Obus	M/C	P/C		CAR	TAXI	LGV	HGV	Dbus	Obus	M/C	P/C	
00:00	0	0	0	0	0	0	0	0	0	0	0	0	0	0	0	0	0	0
00:15	0	0	0	0	0	0	0	0	0	0	0	0	0	0	0	0	0	0
00:30	0	0	0	0	0	0	0	0	0	0	0	0	0	0	0	0	0	0
00:45	0	0	0	0	0	0	0	0	0	0	0	0	0	0	0	0	0	0
Hour	0	0	0	0	0	0	0	0	0	0	0	0	0	0	0	0	0	0
01:00	0	0	0	0	0	0	0	0	0	0	0	0	0	0	0	0	0	0
01:15	0	0	0	0	0	0	0	0	0	0	0	0	0	0	0	0	0	0
01:30	0	0	0	0	0	0	0	0	0	0	0	0	0	0	0	0	0	0
01:45	0	0	0	0	0	0	0	0	0	0	0	0	0	0	0	0	0	0
Hour	0	0	0	0	0	0	0	0	0	0	0	0	0	0	0	0	0	0
02:00	0	0	0	0	0	0	0	0	0	0	0	0	0	0	0	0	0	0
02:15	0	0	0	0	0	0	0	0	0	0	0	0	0	0	0	0	0	0
02:30	0	0	0	0	0	0	0	0	0	0	0	0	0	0	0	0	0	0
02:45	0	0	0	0	0	0	0	0	0	0	0	0	0	0	0	0	0	0
Hour	0	0	0	0	0	0	0	0	0	0	0	0	0	0	0	0	0	0
03:00	0	0	0	0	0	0	0	0	0	0	0	0	0	0	0	0	0	0
03:15	0	0	0	0	0	0	0	0	0	0	0	0	0	0	0	0	0	0
03:30	0	0	0	0	0	0	0	0	0	0	0	0	0	0	0	0	0	0
03:45	0	0	0	0	0	0	0	0	0	0	0	0	0	0	0	0	0	0
Hour	0	0	0	0	0	0	0	0	0	0	0	0	0	0	0	0	0	0
04:00	0	0	0	0	0	0	0	0	0	0	0	0	0	0	0	0	0	0
04:15	0	0	0	0	0	0	0	0	0	0	0	0	0	0	0	0	0	0
04:30	0	0	0	0	0	0	0	0	0	0	0	0	0	0	0	0	0	0
04:45	0	0	0	0	0	0	0	0	0	0	0	0	0	0	0	0	0	0
Hour	0	0	0	0	0	0	0	0	0	0	0	0	0	0	0	0	0	0
05:00	0	0	0	0	0	0	0	0	0	0	0	0	0	0	0	0	0	0
05:15	0	0	0	0	0	0	0	0	0	0	0	0	0	0	0	0	0	0
05:30	0	0	0	0	0	0	0	0	0	0	0	0	0	0	0	0	0	0
05:45	0	0	0	0	0	0	0	0	0	0	0	0	0	0	0	0	0	0
Hour	0	0	0	0	0	0	0	0	0	0	0	0	0	0	0	0	0	0
06:00	0	0	0	0	0	0	0	0	0	0	0	0	0	0	0	0	0	0
06:15	0	0	0	0	0	0	0	0	0	0	0	0	0	0	0	0	0	0
06:30	0	0	0	0	0	0	0	0	0	0	0	0	0	0	0	0	0	0
06:45	0	0	0	0	0	0	0	0	0	0	0	0	0	0	0	0	0	0
Hour	0	0	0	0	0	0	0	0	0	0	0	0	0	0	0	0	0	0
07:00	0	0	0	0	0	0	0	0	0	0	0	0	0	0	0	0	0	0
07:15	0	0	0	0	0	0	0	0	0	0	0	0	0	0	0	0	0	0
07:30	0	0	0	0	0	0	0	0	0	0	0	0	0	0	0	0	0	0
07:45	0	0	0	0	0	0	0	0	0	0	0	0	0	0	0	0	0	0
Hour	0	0	0	0	0	0	0	0	0	0	0	0	0	0	0	0	0	0
08:00	0	0	0	0	0	0	0	0	0	0	0	0	0	0	0	0	0	0
08:15	0	0	0	0	0	0	0	0	0	0	0	0	0	0	0	0	0	0
08:30	0	0	0	0	0	0	0	0	0	0	0	0	0	0	0	0	0	0
08:45	0	0	0	0	0	0	0	0	0	0	0	0	0	0	0	0	0	0
Hour	0	0	0	0	0	0	0	0	0	0	0	0	0	0	0	0	0	0
09:00	0	0	0	0	0	0	0	0	0	0	0	0	0	0	0	0	0	0
09:15	0	0	0	0	0	0	0	0	0	0	0	0	0	0	0	0	0	0
09:30	0	0	0	0	0	0	0	0	0	0	0	0	0	0	0	0	0	0
09:45	0	0	0	0	0	0	0	0	0	0	0	0	0	0	0	0	0	0
Hour	0	0	0	0	0	0	0	0	0	0	0	0	0	0	0	0	0	0
10:00	0	0	0	0	0	0	0	0	0	0	0	0	0	0	0	0	0	0
10:15	0	0	0	0	0	0	0	0	0	0	0	0	0	0	0	0	0	0
10:30	0	0	0	0	0	0	0	0	0	0	0	0	0	0	0	0	0	0
10:45	0	0	0	0	0	0	0	0	0	0	0	0	0	0	0	0	0	0
Hour	0	0	0	0	0	0	0	0	0	0	0	0	0	0	0	0	0	0
11:00	0	0	0	0	0	0	0	0	0	0	0	0	0	0	0	0	0	0
11:15	0	0	0	0	0	0	0	0	0	0	0	0	0	0	0	0	0	0
11:30	0	0	0	0	0	0	0	0	0	0	0	0	0	0	0	0	0	0
11:45	0	0	0	0	0	0	0	0	0	0	0	0	0	0	0	0	0	0
Hour	0	0	0	0	0	0	0	0	0	0	0	0	0	0	0	0	0	0
Total	0	0	0	0	0	0	0	0	0	0	0	0	0	0	0	0	0	0

Site No. 5
Location Bayview / Bath Street / Church Avenue / Beach Road(1) / Beach Road(2) / Sean Moore Road
Date 04 April 2017

Time	F to A - Sean Moore Road to Bayview								Veh. Total	F to F - Sean Moore Road to Sean Moore Road								Veh. Total
	CAR	TAXI	LGV	HGV	Dbus	Obus	M/C	P/C		CAR	TAXI	LGV	HGV	Dbus	Obus	M/C	P/C	
00:00	0	0	0	0	0	0	0	0	0	0	0	0	0	0	0	0	0	0
00:15	0	0	0	0	0	0	0	0	0	0	0	0	0	0	0	0	0	0
00:30	0	0	0	0	0	0	0	0	0	0	0	0	0	0	0	0	0	0
00:45	0	0	0	0	0	0	0	0	0	0	0	0	0	0	0	0	0	0
Hour	0	0	0	0	0	0	0	0	0	0	0	0	0	0	0	0	0	0
01:00	0	0	0	0	0	0	0	0	0	0	0	0	0	0	0	0	0	0
01:15	0	0	0	0	0	0	0	0	0	0	0	0	0	0	0	0	0	0
01:30	0	0	0	0	0	0	0	0	0	0	0	0	0	0	0	0	0	0
01:45	0	0	0	0	0	0	0	0	0	0	0	0	0	0	0	0	0	0
Hour	0	0	0	0	0	0	0	0	0	0	0	0	0	0	0	0	0	0
02:00	0	0	0	0	0	0	0	0	0	0	0	0	0	0	0	0	0	0
02:15	0	0	0	0	0	0	0	0	0	0	0	0	0	0	0	0	0	0
02:30	0	0	0	0	0	0	0	0	0	0	0	0	0	0	0	0	0	0
02:45	0	0	0	0	0	0	0	0	0	0	0	0	0	0	0	0	0	0
Hour	0	0	0	0	0	0	0	0	0	0	0	0	0	0	0	0	0	0
03:00	0	0	0	0	0	0	0	0	0	0	0	0	0	0	0	0	0	0
03:15	0	0	0	0	0	0	0	0	0	0	0	0	0	0	0	0	0	0
03:30	0	0	0	0	0	0	0	0	0	0	0	0	0	0	0	0	0	0
03:45	0	0	0	0	0	0	0	0	0	0	0	0	0	0	0	0	0	0
Hour	0	0	0	0	0	0	0	0	0	0	0	0	0	0	0	0	0	0
04:00	0	0	0	0	0	0	0	0	0	0	0	0	0	0	0	0	0	0
04:15	0	0	0	0	0	0	0	0	0	0	0	0	0	0	0	0	0	0
04:30	0	0	0	0	0	0	0	0	0	0	0	0	0	0	0	0	0	0
04:45	0	0	0	0	0	0	0	0	0	0	0	0	0	0	0	0	0	0
Hour	0	0	0	0	0	0	0	0	0	0	0	0	0	0	0	0	0	0
05:00	0	0	0	0	0	0	0	0	0	0	0	0	0	0	0	0	0	0
05:15	0	0	0	0	0	0	0	0	0	0	0	0	0	0	0	0	0	0
05:30	0	0	0	0	0	0	0	0	0	0	0	0	0	0	0	0	0	0
05:45	0	0	0	0	0	0	0	0	0	0	0	0	0	0	0	0	0	0
Hour	0	0	0	0	0	0	0	0	0	0	0	0	0	0	0	0	0	0
06:00	0	0	0	0	0	0	0	0	0	0	0	0	0	0	0	0	0	0
06:15	0	0	0	0	0	0	0	0	0	0	0	0	0	0	0	0	0	0
06:30	0	0	0	0	0	0	0	0	0	0	0	0	0	0	0	0	0	0
06:45	0	0	0	0	0	0	0	0	0	0	0	0	0	0	0	0	0	0
Hour	0	0	0	0	0	0	0	0	0	0	0	0	0	0	0	0	0	0
07:00	0	0	0	0	0	0	0	0	0	0	0	0	0	0	0	0	0	0
07:15	0	0	0	0	0	0	0	0	0	0	0	0	0	0	0	0	0	0
07:30	0	0	0	0	0	0	0	0	0	0	0	0	0	0	0	0	0	0
07:45	0	0	0	0	0	0	0	0	0	0	0	0	0	0	0	0	0	0
Hour	0	0	0	0	0	0	0	0	0	0	0	0	0	0	0	0	0	0
08:00	0	0	0	0	0	0	0	0	0	0	0	0	0	0	0	0	0	0
08:15	0	0	0	0	0	0	0	0	0	0	0	0	0	0	0	0	0	0
08:30	0	0	0	0	0	0	0	0	0	0	0	0	0	0	0	0	0	0
08:45	0	0	0	0	0	0	0	0	0	0	0	0	0	0	0	0	0	0
Hour	0	0	0	0	0	0	0	0	0	0	0	0	0	0	0	0	0	0
09:00	0	0	0	0	0	0	0	0	0	0	0	0	0	0	0	0	0	0
09:15	0	0	0	0	0	0	0	0	0	0	0	0	0	0	0	0	0	0
09:30	0	0	0	0	0	0	0	0	0	0	0	0	0	0	0	0	0	0
09:45	0	0	0	0	0	0	0	0	0	0	0	0	0	0	0	0	0	0
Hour	0	0	0	0	0	0	0	0	0	0	0	0	0	0	0	0	0	0
10:00	0	0	0	0	0	0	0	0	0	0	0	0	0	0	0	0	0	0
10:15	0	0	0	0	0	0	0	0	0	0	0	0	0	0	0	0	0	0
10:30	0	0	0	0	0	0	0	0	0	0	0	0	0	0	0	0	0	0
10:45	0	0	0	0	0	0	0	0	0	0	0	0	0	0	0	0	0	0
Hour	0	0	0	0	0	0	0	0	0	0	0	0	0	0	0	0	0	0
11:00	0	0	0	0	0	0	0	0	0	0	0	0	0	0	0	0	0	0
11:15	0	0	0	0	0	0	0	0	0	0	0	0	0	0	0	0	0	0
11:30	0	0	0	0	0	0	0	0	0	0	0	0	0	0	0	0	0	0
11:45	0	0	0	0	0	0	0	0	0	0	0	0	0	0	0	0	0	0
Hour	0	0	0	0	0	0	0	0	0	0	0	0	0	0	0	0	0	0
Total	0	0	0	0	0	0	0	0	0	0	0	0	0	0	0	0	0	0

Site No. 5
Location Bayview / Bath Street / Church Avenue / Beach Road(1) / Beach Road(2) / Sean Moore Road
Date 04 April 2017

Time	To Arm A - Bayview								Veh. Total	From Arm A - Bayview								Veh. Total
	CAR	TAXI	LGV	HGV	Dbus	Obus	M/C	P/C		CAR	TAXI	LGV	HGV	Dbus	Obus	M/C	P/C	
00:00	0	0	0	0	0	0	0	0	0	7	1	1	0	0	0	0	0	9
00:15	0	0	0	0	0	0	0	0	0	9	1	1	0	0	0	0	0	11
00:30	0	0	0	0	0	0	0	0	0	1	2	0	0	0	0	0	0	3
00:45	0	0	0	0	0	0	0	0	0	3	2	1	0	0	0	0	0	6
Hour	0	0	0	0	0	0	0	0	0	20	6	3	0	0	0	0	0	29
01:00	0	0	0	0	0	0	0	0	0	1	4	0	0	0	0	0	0	5
01:15	0	0	0	0	0	0	0	0	0	3	0	0	0	0	0	0	1	4
01:30	0	0	0	0	0	0	0	0	0	1	5	0	0	0	0	0	0	6
01:45	0	0	0	0	0	0	0	0	0	2	1	0	0	0	0	0	0	3
Hour	0	0	0	0	0	0	0	0	0	7	10	0	0	0	0	0	1	18
02:00	0	0	0	0	0	0	0	0	0	4	0	0	0	0	0	0	0	4
02:15	0	0	0	0	0	0	0	0	0	2	0	0	0	0	0	0	0	2
02:30	0	0	0	0	0	0	0	0	0	0	2	0	0	0	0	0	0	2
02:45	0	0	0	0	0	0	0	0	0	2	2	1	0	0	0	0	0	5
Hour	0	0	0	0	0	0	0	0	0	8	4	1	0	0	0	0	0	13
03:00	0	0	0	0	0	0	0	0	0	1	0	0	0	0	0	0	0	1
03:15	0	0	0	0	0	0	0	0	0	1	0	0	0	0	0	0	0	1
03:30	0	0	0	0	0	0	0	0	0	2	0	2	0	0	0	0	0	4
03:45	0	0	0	0	0	0	0	0	0	1	2	0	0	0	0	0	0	3
Hour	0	0	0	0	0	0	0	0	0	5	2	2	0	0	0	0	0	9
04:00	0	0	0	0	0	0	0	0	0	0	1	1	0	0	0	0	0	2
04:15	0	0	0	0	0	0	0	0	0	1	1	1	0	0	0	0	0	3
04:30	0	0	0	0	0	0	0	0	0	3	0	2	0	0	0	0	0	5
04:45	0	0	0	0	0	0	0	0	0	1	3	0	0	0	0	0	0	4
Hour	0	0	0	0	0	0	0	0	0	5	5	4	0	0	0	0	0	14
05:00	0	0	0	0	0	0	0	0	0	1	0	0	0	0	0	0	0	1
05:15	0	0	0	0	0	0	0	0	0	7	0	0	0	0	0	0	0	7
05:30	0	0	0	0	0	0	0	0	0	15	5	0	0	0	0	0	1	21
05:45	0	0	0	0	0	0	0	0	0	21	1	2	0	0	0	0	0	24
Hour	0	0	0	0	0	0	0	0	0	44	6	2	0	0	0	0	1	53
06:00	0	0	0	0	0	0	0	0	0	17	2	1	0	0	0	0	0	20
06:15	0	0	0	0	0	0	0	0	0	39	6	11	0	0	0	0	2	58
06:30	0	0	0	0	0	0	0	0	0	61	5	12	2	0	0	1	1	82
06:45	0	0	0	0	0	0	0	0	0	69	2	10	1	0	0	0	3	85
Hour	0	0	0	0	0	0	0	0	0	186	15	34	3	0	0	1	6	245
07:00	0	0	0	0	0	0	0	0	0	72	3	16	1	0	0	0	4	96
07:15	0	0	0	0	0	0	0	0	0	58	2	6	1	0	0	1	6	74
07:30	0	0	0	0	0	0	0	0	0	59	2	13	2	0	0	1	7	84
07:45	0	0	0	0	0	0	0	0	0	70	3	10	3	0	1	2	10	99
Hour	0	0	0	0	0	0	0	0	0	259	10	45	7	0	1	4	27	353
08:00	0	0	0	0	0	0	0	0	0	52	1	8	0	0	0	0	3	64
08:15	0	0	0	0	0	0	0	0	0	51	5	8	1	0	0	0	6	71
08:30	0	0	0	0	0	0	0	0	0	48	4	9	1	0	1	3	10	76
08:45	0	0	0	0	0	0	0	0	0	37	4	7	3	0	0	2	4	57
Hour	0	0	0	0	0	0	0	0	0	188	14	32	5	0	1	5	23	268
09:00	0	0	0	0	0	0	0	0	0	31	8	9	0	0	0	1	3	52
09:15	0	0	0	0	0	0	0	0	0	37	11	9	1	0	1	1	2	62
09:30	0	0	0	0	0	0	0	0	0	34	4	8	0	0	0	2	2	50
09:45	0	0	0	0	0	0	0	0	0	35	1	12	2	0	0	2	1	53
Hour	0	0	0	0	0	0	0	0	0	137	24	38	3	0	1	6	8	217
10:00	0	0	0	0	0	0	0	0	0	40	5	15	1	0	1	2	1	65
10:15	0	0	0	0	0	0	0	0	0	30	3	6	2	0	0	0	0	41
10:30	0	0	0	0	0	0	0	0	0	34	1	12	0	0	0	0	2	49
10:45	0	0	0	0	0	0	0	0	0	39	4	7	1	0	0	0	0	51
Hour	0	0	0	0	0	0	0	0	0	143	13	40	4	0	1	2	3	206
11:00	0	0	0	0	0	0	0	0	0	36	5	9	2	0	0	0	1	53
11:15	0	0	0	0	0	0	0	0	0	42	6	14	2	0	0	0	3	67
11:30	0	0	0	0	0	0	0	0	0	45	4	13	0	0	0	1	0	63
11:45	0	0	0	0	0	0	0	0	0	38	2	12	1	0	0	1	2	56
Hour	0	0	0	0	0	0	0	0	0	161	17	48	5	0	0	2	6	239
Total	0	0	0	0	0	0	0	0	0	1163	126	249	27	0	4	20	75	1664

Site No. 5
Location Bayview / Bath Street / Church Avenue / Beach Road(1) / Beach Road(2) / Sean Moore Road
Date 04 April 2017

Time	To Arm B - Bath Street								Veh. Total	From Arm B - Bath Street								Veh. Total
	CAR	TAXI	LGV	HGV	Dbus	Obus	M/C	P/C		CAR	TAXI	LGV	HGV	Dbus	Obus	M/C	P/C	
00:00	8	0	2	0	0	0	0	0	10	0	0	0	0	0	0	0	0	0
00:15	5	1	0	0	0	0	0	0	6	0	0	0	0	0	0	0	0	0
00:30	4	0	0	0	0	0	0	0	4	0	0	0	0	0	0	0	0	0
00:45	1	0	1	0	0	0	0	0	2	0	0	0	0	0	0	0	0	0
Hour	18	1	3	0	0	0	0	0	22	0	0	0	0	0	0	0	0	0
01:00	3	0	0	0	0	0	0	0	3	0	0	0	0	0	0	0	0	0
01:15	0	0	0	0	0	0	0	0	0	0	0	0	0	0	0	0	0	0
01:30	1	0	0	0	0	0	0	1	2	0	0	0	0	0	0	0	0	0
01:45	2	0	0	0	0	0	0	0	2	0	0	0	0	0	0	0	0	0
Hour	6	0	0	0	0	0	0	1	7	0	0	0	0	0	0	0	0	0
02:00	1	0	0	0	0	0	0	0	1	0	0	0	0	0	0	0	0	0
02:15	1	0	0	0	0	0	0	0	1	0	0	0	0	0	0	0	0	0
02:30	3	0	0	0	0	0	0	0	3	0	0	0	0	0	0	0	0	0
02:45	0	0	0	0	0	0	0	0	0	0	0	0	0	0	0	0	0	0
Hour	5	0	0	0	0	0	0	0	5	0	0	0	0	0	0	0	0	0
03:00	0	0	0	0	0	0	0	0	0	0	0	0	0	0	0	0	0	0
03:15	0	0	0	0	0	0	0	0	0	0	0	0	0	0	0	0	0	0
03:30	0	0	0	0	0	0	0	0	0	0	0	0	0	0	0	0	0	0
03:45	3	0	0	0	0	0	0	0	3	0	0	0	0	0	0	0	0	0
Hour	3	0	0	0	0	0	0	0	3	0	0	0	0	0	0	0	0	0
04:00	2	0	0	0	0	0	0	0	2	0	0	0	0	0	0	0	0	0
04:15	2	0	0	0	0	0	0	0	2	0	0	0	0	0	0	0	0	0
04:30	1	0	0	0	0	0	0	0	1	0	0	0	0	0	0	0	0	0
04:45	5	0	0	0	0	0	0	0	5	0	0	0	0	0	0	0	0	0
Hour	10	0	0	0	0	0	0	0	10	0	0	0	0	0	0	0	0	0
05:00	2	0	0	0	0	0	0	0	2	0	0	0	0	0	0	0	0	0
05:15	4	0	0	0	0	0	0	0	4	0	0	0	0	0	0	0	0	0
05:30	11	0	1	0	0	0	0	1	13	0	0	0	0	0	0	0	0	0
05:45	19	0	2	0	0	0	0	1	22	0	0	0	0	0	0	0	0	0
Hour	36	0	3	0	0	0	0	2	41	0	0	0	0	0	0	0	0	0
06:00	12	0	1	0	0	0	0	1	14	0	0	0	0	0	0	0	0	0
06:15	15	0	1	0	0	0	0	3	19	0	0	0	0	0	0	0	0	0
06:30	28	1	4	0	0	0	0	0	33	0	0	0	0	0	0	0	0	0
06:45	36	2	9	0	0	0	0	0	47	0	0	0	0	0	0	0	0	0
Hour	91	3	15	0	0	0	0	4	113	0	0	0	0	0	0	0	0	0
07:00	75	1	10	2	0	1	0	3	92	0	0	0	0	0	0	0	0	0
07:15	67	1	12	0	0	0	0	5	85	0	0	0	0	0	0	0	0	0
07:30	83	0	8	0	0	0	1	15	107	0	0	0	0	0	0	0	0	0
07:45	78	0	7	1	0	0	1	14	101	0	0	0	0	0	0	0	0	0
Hour	303	2	37	3	0	1	2	37	385	0	0	0	0	0	0	0	0	0
08:00	101	1	6	0	0	0	2	10	120	0	0	0	0	0	0	0	0	0
08:15	77	2	9	1	0	0	0	23	112	0	0	0	0	0	0	0	0	0
08:30	63	2	8	1	0	0	2	24	100	0	0	0	0	0	0	0	0	0
08:45	69	4	8	1	0	0	4	24	110	0	0	0	0	0	0	0	0	0
Hour	310	9	31	3	0	0	8	81	442	0	0	0	0	0	0	0	0	0
09:00	64	6	4	0	0	0	1	10	85	0	0	0	0	0	0	0	0	0
09:15	83	4	7	0	0	0	2	10	106	0	0	0	0	0	0	0	0	0
09:30	60	3	5	1	0	1	0	2	72	0	0	0	0	0	0	0	0	0
09:45	67	5	4	1	0	0	0	5	82	0	0	0	0	0	0	0	0	0
Hour	274	18	20	2	0	1	3	27	345	0	0	0	0	0	0	0	0	0
10:00	53	4	8	0	0	0	1	1	67	0	0	0	0	0	0	0	0	0
10:15	40	1	13	0	0	1	1	1	57	0	0	0	0	0	0	0	0	0
10:30	48	5	5	1	0	0	1	0	60	0	0	0	0	0	0	0	0	0
10:45	42	3	15	1	0	0	1	2	64	0	0	0	0	0	0	0	0	0
Hour	183	13	41	2	0	1	4	4	248	0	0	0	0	0	0	0	0	0
11:00	46	4	8	1	0	0	0	0	59	0	0	0	0	0	0	0	0	0
11:15	42	1	8	2	0	0	2	4	59	0	0	0	0	0	0	0	0	0
11:30	38	1	11	3	0	0	0	1	54	0	0	0	0	0	0	0	0	0
11:45	44	3	9	0	0	0	0	0	56	0	0	0	0	0	0	0	0	0
Hour	170	9	36	6	0	0	2	5	228	0	0	0	0	0	0	0	0	0
Total	1409	55	186	16	0	3	19	161	1849	0	0	0	0	0	0	0	0	0

Site No. 5
Location Bayview / Bath Street / Church Avenue / Beach Road(1) / Beach Road(2) / Sean Moore Road
Date 04 April 2017

Time	To Arm C - Church Avenue								Veh. Total	From Arm C - Church Avenue								Veh. Total
	CAR	TAXI	LGV	HGV	Dbus	Obus	M/C	P/C		CAR	TAXI	LGV	HGV	Dbus	Obus	M/C	P/C	
00:00	4	1	0	1	0	0	0	0	6	1	1	0	0	0	0	0	0	2
00:15	6	0	1	0	0	0	0	0	7	2	0	0	0	0	0	0	0	2
00:30	0	0	1	0	0	0	0	0	1	2	0	0	0	0	0	0	0	2
00:45	2	0	0	0	0	0	0	0	2	1	0	0	0	0	0	0	0	1
Hour	12	1	2	1	0	0	0	0	16	6	1	0	0	0	0	0	0	7
01:00	1	0	1	0	0	0	0	0	2	1	0	0	0	0	0	0	0	1
01:15	1	1	0	0	1	0	0	0	3	2	0	0	0	1	0	0	0	3
01:30	1	0	0	0	0	0	0	0	1	0	0	0	0	0	0	0	0	0
01:45	0	0	0	0	0	0	0	0	0	2	0	0	0	0	0	0	0	2
Hour	3	1	1	0	1	0	0	0	6	5	0	0	0	1	0	0	0	6
02:00	0	0	0	0	0	0	0	0	0	0	0	0	0	0	0	0	0	0
02:15	0	0	1	0	0	0	0	0	1	0	0	0	0	0	0	0	0	0
02:30	0	0	0	0	0	0	0	0	0	0	0	0	0	0	0	0	0	0
02:45	3	0	0	0	0	0	0	0	3	0	0	0	0	0	0	0	0	0
Hour	3	0	1	0	0	0	0	0	4	0	0	0	0	0	0	0	0	0
03:00	0	1	0	0	0	0	0	0	1	1	0	0	1	0	0	0	0	2
03:15	0	0	0	0	0	0	0	0	0	0	1	0	0	1	0	0	0	2
03:30	0	0	0	0	0	0	0	0	0	1	0	0	0	0	0	0	0	1
03:45	1	0	0	0	0	0	0	0	1	1	0	0	0	0	0	0	0	1
Hour	1	1	0	0	0	0	0	0	2	3	1	0	1	1	0	0	0	6
04:00	3	0	0	0	0	0	0	0	3	1	0	0	0	0	0	0	0	1
04:15	0	0	0	0	0	0	0	0	0	2	5	0	0	0	0	0	0	7
04:30	1	0	0	0	0	0	0	0	1	2	0	0	0	0	0	0	0	2
04:45	0	0	0	0	0	0	0	0	0	4	2	0	0	0	0	0	0	6
Hour	4	0	0	0	0	0	0	0	4	9	7	0	0	0	0	0	0	16
05:00	3	1	0	0	0	0	0	0	4	3	1	1	1	0	0	0	0	6
05:15	1	1	1	2	0	0	0	1	6	6	2	1	0	0	0	0	1	10
05:30	5	0	1	0	0	0	0	0	6	8	0	0	1	0	0	0	1	10
05:45	7	0	1	0	0	0	0	0	8	7	3	0	2	0	0	0	0	12
Hour	16	2	3	2	0	0	0	1	24	24	6	2	4	0	0	0	2	38
06:00	4	0	1	1	0	0	0	1	7	14	2	1	2	0	0	0	0	19
06:15	5	1	1	0	0	0	0	0	7	22	1	5	2	0	0	1	0	31
06:30	1	1	3	4	0	0	0	0	9	35	0	8	0	0	0	1	3	47
06:45	11	0	1	2	0	0	0	2	16	45	0	3	2	0	0	0	7	57
Hour	21	2	6	7	0	0	0	3	39	116	3	17	6	0	0	2	10	154
07:00	11	0	5	5	0	0	0	3	24	32	4	6	1	0	0	0	2	45
07:15	14	0	6	7	0	0	0	1	28	39	6	3	1	0	1	2	0	52
07:30	18	1	6	8	0	0	1	3	37	37	4	6	3	0	0	1	0	51
07:45	24	0	3	6	0	0	1	1	35	43	5	3	2	0	1	2	3	59
Hour	67	1	20	26	0	0	2	8	124	151	19	18	7	0	2	5	5	207
08:00	25	1	2	1	0	0	0	1	30	49	7	4	2	0	1	0	0	63
08:15	28	1	7	4	0	0	0	2	42	44	3	0	1	0	0	1	1	50
08:30	28	5	7	2	0	0	0	4	46	42	7	5	1	1	0	2	0	58
08:45	29	2	6	3	0	0	1	4	45	49	5	3	3	0	1	0	2	63
Hour	110	9	22	10	0	0	1	11	163	184	22	12	7	1	2	3	3	234
09:00	29	1	10	4	0	0	0	2	46	29	6	4	1	0	2	0	0	42
09:15	15	2	3	6	0	0	2	2	30	28	6	4	2	1	1	0	0	42
09:30	17	1	5	4	0	0	0	1	28	30	0	6	2	0	0	1	1	40
09:45	22	2	8	4	0	0	0	0	36	40	4	4	2	2	0	0	1	53
Hour	83	6	26	18	0	0	2	5	140	127	16	18	7	3	3	1	2	177
10:00	22	0	4	1	0	0	0	0	27	31	1	5	1	0	2	0	2	42
10:15	29	0	1	7	0	0	0	1	38	27	3	3	1	1	0	0	1	36
10:30	18	1	2	5	0	1	0	0	27	27	1	6	7	1	0	0	1	43
10:45	19	1	6	3	0	0	0	1	30	28	7	5	7	0	0	0	0	47
Hour	88	2	13	16	0	1	0	2	122	113	12	19	16	2	2	0	4	168
11:00	16	1	3	1	0	0	0	0	21	28	6	5	3	0	0	0	0	42
11:15	13	1	1	5	0	0	0	2	22	33	1	5	1	0	0	1	0	41
11:30	18	0	6	4	0	0	0	1	29	34	2	5	3	0	0	0	2	46
11:45	18	0	5	1	0	0	0	0	24	41	0	3	3	0	0	0	1	48
Hour	65	2	15	11	0	0	0	3	96	136	9	18	10	0	0	1	3	177
Total	473	27	109	91	1	1	5	33	740	874	96	104	58	8	9	12	29	1190

Site No. 5
Location Bayview / Bath Street / Church Avenue / Beach Road(1) / Beach Road(2) / Sean Moore Road
Date 04 April 2017

Time	To Arm D - Beach Road(1)								Veh. Total	From Arm D - Beach Road(1)								Veh. Total
	CAR	TAXI	LGV	HGV	Dbus	Obus	M/C	P/C		CAR	TAXI	LGV	HGV	Dbus	Obus	M/C	P/C	
00:00	0	0	0	0	0	0	0	0	0	15	2	2	1	1	0	0	0	21
00:15	0	0	0	0	0	0	0	0	0	11	1	1	1	0	0	0	0	14
00:30	0	0	0	0	0	0	0	0	0	4	1	2	0	0	0	0	0	7
00:45	0	0	0	0	0	0	0	0	0	6	0	1	1	0	0	0	0	8
Hour	0	0	0	0	0	0	0	0	0	36	4	6	3	1	0	0	0	50
01:00	0	0	0	0	0	0	0	0	0	5	0	1	0	0	0	0	0	6
01:15	0	0	0	0	0	0	0	0	0	4	1	0	1	1	0	0	0	7
01:30	0	0	0	0	0	0	0	0	0	4	1	0	1	0	0	0	1	7
01:45	0	0	0	0	0	0	0	0	0	3	0	0	1	0	0	0	0	4
Hour	0	0	0	0	0	0	0	0	0	16	2	1	3	1	0	0	1	24
02:00	0	0	0	0	0	0	0	0	0	3	0	0	0	0	0	0	0	3
02:15	0	0	0	0	0	0	0	0	0	1	0	1	0	0	0	0	0	2
02:30	0	0	0	0	0	0	0	0	0	3	0	0	0	0	0	0	0	3
02:45	0	0	0	0	0	0	0	0	0	3	0	0	1	0	0	0	0	4
Hour	0	0	0	0	0	0	0	0	0	10	0	1	1	0	0	0	0	12
03:00	0	0	0	0	0	0	0	0	0	2	1	0	0	0	0	0	0	3
03:15	0	0	0	0	0	0	0	0	0	0	0	0	0	0	0	0	0	0
03:30	0	0	0	0	0	0	0	0	0	1	1	0	0	0	0	0	0	2
03:45	0	0	0	0	0	0	0	0	0	4	0	1	1	0	0	0	0	6
Hour	0	0	0	0	0	0	0	0	0	7	2	1	1	0	0	0	0	11
04:00	0	0	0	0	0	0	0	0	0	8	2	0	1	0	0	0	0	11
04:15	0	0	0	0	0	0	0	0	0	10	0	0	2	0	1	0	0	13
04:30	0	0	0	0	0	0	0	0	0	17	0	0	2	0	0	0	0	19
04:45	0	0	0	0	0	0	0	0	0	15	0	2	0	0	0	0	0	17
Hour	0	0	0	0	0	0	0	0	0	50	2	2	5	0	1	0	0	60
05:00	0	0	0	0	0	0	0	0	0	27	1	1	0	0	0	0	0	29
05:15	0	0	0	0	0	0	0	0	0	38	1	2	5	0	1	0	1	48
05:30	0	0	0	0	0	0	0	0	0	35	6	2	1	0	0	0	1	45
05:45	0	0	0	0	0	0	0	0	0	50	0	5	4	0	0	1	1	61
Hour	0	0	0	0	0	0	0	0	0	150	8	10	10	0	1	1	3	183
06:00	0	0	0	0	0	0	0	0	0	53	1	5	5	0	0	0	2	66
06:15	0	0	0	0	0	0	0	0	0	72	2	6	3	0	0	1	4	88
06:30	0	0	0	0	0	0	0	0	0	78	3	17	6	0	1	7	3	115
06:45	0	0	0	0	0	0	0	0	0	119	7	16	4	0	0	0	2	148
Hour	0	0	0	0	0	0	0	0	0	322	13	44	18	0	1	8	11	417
07:00	0	0	0	0	0	0	0	0	0	209	12	25	11	0	1	2	8	268
07:15	0	0	0	0	0	0	0	0	0	175	7	29	7	2	0	3	7	230
07:30	0	0	0	0	0	0	0	0	0	224	4	19	9	0	0	5	22	283
07:45	0	0	0	0	0	0	0	0	0	236	1	27	8	0	1	4	21	298
Hour	0	0	0	0	0	0	0	0	0	844	24	100	35	2	2	14	58	1079
08:00	0	0	0	0	0	0	0	0	0	244	5	14	2	1	0	6	17	289
08:15	0	0	0	0	0	0	0	0	0	214	4	21	7	0	0	8	30	284
08:30	0	0	0	0	0	0	0	0	0	208	13	20	4	0	0	5	35	285
08:45	0	0	0	0	0	0	0	0	0	206	10	25	7	1	1	11	33	294
Hour	0	0	0	0	0	0	0	0	0	872	32	80	20	2	1	30	115	1152
09:00	0	0	0	0	0	0	0	0	0	201	12	24	7	4	3	6	15	272
09:15	0	0	0	0	0	0	0	0	0	199	13	22	15	0	1	6	15	271
09:30	0	0	0	0	0	0	0	0	0	180	6	17	11	6	3	2	3	228
09:45	0	0	0	0	0	0	0	0	0	181	11	20	12	4	0	0	5	233
Hour	0	0	0	0	0	0	0	0	0	761	42	83	45	14	7	14	38	1004
10:00	0	0	0	0	0	0	0	0	0	144	13	24	6	0	0	6	2	195
10:15	0	0	0	0	0	0	0	0	0	137	5	25	11	1	1	2	2	184
10:30	0	0	0	0	0	0	0	0	0	146	13	21	10	0	3	2	0	195
10:45	0	0	0	0	0	0	0	0	0	108	12	28	12	1	0	1	5	167
Hour	0	0	0	0	0	0	0	0	0	535	43	98	39	2	4	11	9	741
11:00	0	0	0	0	0	0	0	0	0	108	9	21	5	0	0	1	0	144
11:15	0	0	0	0	0	0	0	0	0	110	9	26	11	1	1	2	6	166
11:30	0	0	0	0	0	0	0	0	0	104	5	29	9	0	0	1	4	152
11:45	0	0	0	0	0	0	0	0	0	123	9	32	4	0	0	0	1	169
Hour	0	0	0	0	0	0	0	0	0	445	32	108	29	1	1	4	11	631
Total	0	0	0	0	0	0	0	0	0	4048	204	534	209	23	18	82	246	5364

Site No. 5
Location Bayview / Bath Street / Church Avenue / Beach Road(1) / Beach Road(2) / Sean Moore Road
Date 04 April 2017

Time	To Arm E - Beach Road(2)								Veh. Total	From Arm E - Beach Road(2)								Veh. Total
	CAR	TAXI	LGV	HGV	Dbus	Obus	M/C	P/C		CAR	TAXI	LGV	HGV	Dbus	Obus	M/C	P/C	
00:00	6	1	1	0	0	0	0	0	8	0	0	0	0	0	0	0	0	0
00:15	7	0	0	0	0	0	0	0	7	0	0	0	0	0	0	0	0	0
00:30	1	0	0	0	0	0	0	0	1	0	0	0	0	0	0	0	0	0
00:45	3	2	1	0	0	0	0	0	6	0	0	0	0	0	0	0	0	0
Hour	17	3	2	0	0	0	0	0	22	0	0	0	0	0	0	0	0	0
01:00	1	3	0	0	0	0	0	0	4	0	0	0	0	0	0	0	0	0
01:15	4	0	0	0	1	0	0	1	6	0	0	0	0	0	0	0	0	0
01:30	1	4	0	0	0	0	0	0	5	0	0	0	0	0	0	0	0	0
01:45	2	0	0	0	0	0	0	0	2	0	0	0	0	0	0	0	0	0
Hour	8	7	0	0	1	0	0	1	17	0	0	0	0	0	0	0	0	0
02:00	4	0	0	0	0	0	0	0	4	0	0	0	0	0	0	0	0	0
02:15	1	0	0	0	0	0	0	0	1	0	0	0	0	0	0	0	0	0
02:30	0	2	0	0	0	0	0	0	2	0	0	0	0	0	0	0	0	0
02:45	2	1	0	0	0	0	0	0	3	0	0	0	0	0	0	0	0	0
Hour	7	3	0	0	0	0	0	0	10	0	0	0	0	0	0	0	0	0
03:00	0	0	0	1	0	0	0	0	1	0	0	0	0	0	0	0	0	0
03:15	1	0	0	0	1	0	0	0	2	0	0	0	0	0	0	0	0	0
03:30	2	0	2	0	0	0	0	0	4	0	0	0	0	0	0	0	0	0
03:45	1	2	0	0	0	0	0	0	3	0	0	0	0	0	0	0	0	0
Hour	4	2	2	1	1	0	0	0	10	0	0	0	0	0	0	0	0	0
04:00	0	1	1	0	0	0	0	0	2	0	0	0	0	0	0	0	0	0
04:15	1	1	1	0	0	0	0	0	3	0	0	0	0	0	0	0	0	0
04:30	3	0	2	0	0	0	0	0	5	0	0	0	0	0	0	0	0	0
04:45	1	3	0	0	0	0	0	0	4	0	0	0	0	0	0	0	0	0
Hour	5	5	4	0	0	0	0	0	14	0	0	0	0	0	0	0	0	0
05:00	1	0	1	0	0	0	0	0	2	0	0	0	0	0	0	0	0	0
05:15	6	0	0	0	0	0	0	0	6	0	0	0	0	0	0	0	0	0
05:30	13	5	0	0	0	0	0	1	19	0	0	0	0	0	0	0	0	0
05:45	18	0	1	0	0	0	0	0	19	0	0	0	0	0	0	0	0	0
Hour	38	5	2	0	0	0	0	1	46	0	0	0	0	0	0	0	0	0
06:00	15	2	1	0	0	0	0	0	18	0	0	0	0	0	0	0	0	0
06:15	16	4	6	0	0	0	0	2	28	0	0	0	0	0	0	0	0	0
06:30	31	3	8	2	0	0	1	1	46	0	0	0	0	0	0	0	0	0
06:45	46	2	7	1	0	0	0	5	61	0	0	0	0	0	0	0	0	0
Hour	108	11	22	3	0	0	1	8	153	0	0	0	0	0	0	0	0	0
07:00	40	1	12	1	0	0	0	4	58	0	0	0	0	0	0	0	0	0
07:15	41	1	6	2	0	0	2	5	57	0	0	0	0	0	0	0	0	0
07:30	38	1	12	3	0	0	1	6	61	0	0	0	0	0	0	0	0	0
07:45	65	1	7	4	0	0	2	10	89	0	0	0	0	0	0	0	0	0
Hour	184	4	37	10	0	0	5	25	265	0	0	0	0	0	0	0	0	0
08:00	45	3	9	0	0	0	0	3	60	0	0	0	0	0	0	0	0	0
08:15	46	3	7	1	0	0	0	6	63	0	0	0	0	0	0	0	0	0
08:30	54	4	11	1	1	0	3	10	84	0	0	0	0	0	0	0	0	0
08:45	40	1	6	3	0	0	2	4	56	0	0	0	0	0	0	0	0	0
Hour	185	11	33	5	1	0	5	23	263	0	0	0	0	0	0	0	0	0
09:00	26	9	9	0	0	0	1	3	48	0	0	0	0	0	0	0	0	0
09:15	32	8	9	0	0	1	1	2	53	0	0	0	0	0	0	0	0	0
09:30	37	3	10	0	0	0	2	2	54	0	0	0	0	0	0	0	0	0
09:45	36	2	6	1	0	0	2	1	48	0	0	0	0	0	0	0	0	0
Hour	131	22	34	1	0	1	6	8	203	0	0	0	0	0	0	0	0	0
10:00	31	4	14	0	0	2	1	1	53	0	0	0	0	0	0	0	0	0
10:15	25	3	4	0	0	0	0	1	33	0	0	0	0	0	0	0	0	0
10:30	32	1	14	4	0	0	0	3	54	0	0	0	0	0	0	0	0	0
10:45	30	4	3	4	0	0	0	0	41	0	0	0	0	0	0	0	0	0
Hour	118	12	35	8	0	2	1	5	181	0	0	0	0	0	0	0	0	0
11:00	29	4	6	2	0	0	0	1	42	0	0	0	0	0	0	0	0	0
11:15	32	5	11	1	0	0	0	3	52	0	0	0	0	0	0	0	0	0
11:30	33	4	10	1	0	0	1	2	51	0	0	0	0	0	0	0	0	0
11:45	33	2	7	1	0	0	0	2	45	0	0	0	0	0	0	0	0	0
Hour	127	15	34	5	0	0	1	8	190	0	0	0	0	0	0	0	0	0
Total	932	100	205	33	3	3	19	79	1374	0	0	0	0	0	0	0	0	0

Site No. 5
Location Bayview / Bath Street / Church Avenue / Beach Road(1) / Beach Road(2) / Sean Moore Road
Date 04 April 2017

Time	To Arm F - Sean Moore Road								Veh. Total	From Arm F - Sean Moore Road								Veh. Total
	CAR	TAXI	LGV	HGV	Dbus	Obus	M/C	P/C		CAR	TAXI	LGV	HGV	Dbus	Obus	M/C	P/C	
00:00	5	2	0	0	1	0	0	0	8	0	0	0	0	0	0	0	0	0
00:15	4	1	1	1	0	0	0	0	7	0	0	0	0	0	0	0	0	0
00:30	2	3	1	0	0	0	0	0	6	0	0	0	0	0	0	0	0	0
00:45	4	0	0	1	0	0	0	0	5	0	0	0	0	0	0	0	0	0
Hour	15	6	2	2	1	0	0	0	26	0	0	0	0	0	0	0	0	0
01:00	2	1	0	0	0	0	0	0	3	0	0	0	0	0	0	0	0	0
01:15	4	0	0	1	0	0	0	0	5	0	0	0	0	0	0	0	0	0
01:30	2	2	0	1	0	0	0	0	5	0	0	0	0	0	0	0	0	0
01:45	3	1	0	1	0	0	0	0	5	0	0	0	0	0	0	0	0	0
Hour	11	4	0	3	0	0	0	0	18	0	0	0	0	0	0	0	0	0
02:00	2	0	0	0	0	0	0	0	2	0	0	0	0	0	0	0	0	0
02:15	1	0	0	0	0	0	0	0	1	0	0	0	0	0	0	0	0	0
02:30	0	0	0	0	0	0	0	0	0	0	0	0	0	0	0	0	0	0
02:45	0	1	1	1	0	0	0	0	3	0	0	0	0	0	0	0	0	0
Hour	3	1	1	1	0	0	0	0	6	0	0	0	0	0	0	0	0	0
03:00	4	0	0	0	0	0	0	0	4	0	0	0	0	0	0	0	0	0
03:15	0	1	0	0	0	0	0	0	1	0	0	0	0	0	0	0	0	0
03:30	2	1	0	0	0	0	0	0	3	0	0	0	0	0	0	0	0	0
03:45	1	0	1	1	0	0	0	0	3	0	0	0	0	0	0	0	0	0
Hour	7	2	1	1	0	0	0	0	11	0	0	0	0	0	0	0	0	0
04:00	4	2	0	1	0	0	0	0	7	0	0	0	0	0	0	0	0	0
04:15	10	5	0	2	0	1	0	0	18	0	0	0	0	0	0	0	0	0
04:30	17	0	0	2	0	0	0	0	19	0	0	0	0	0	0	0	0	0
04:45	14	2	2	0	0	0	0	0	18	0	0	0	0	0	0	0	0	0
Hour	45	9	2	5	0	1	0	0	62	0	0	0	0	0	0	0	0	0
05:00	25	1	1	1	0	0	0	0	28	0	0	0	0	0	0	0	0	0
05:15	40	2	2	3	0	1	0	1	49	0	0	0	0	0	0	0	0	0
05:30	29	6	0	2	0	0	0	1	38	0	0	0	0	0	0	0	0	0
05:45	34	4	3	6	0	0	1	0	48	0	0	0	0	0	0	0	0	0
Hour	128	13	6	12	0	1	1	2	163	0	0	0	0	0	0	0	0	0
06:00	53	3	4	6	0	0	0	0	66	0	0	0	0	0	0	0	0	0
06:15	97	4	14	5	0	0	2	1	123	0	0	0	0	0	0	0	0	0
06:30	114	3	22	2	0	1	8	6	156	0	0	0	0	0	0	0	0	0
06:45	140	5	12	4	0	0	0	5	166	0	0	0	0	0	0	0	0	0
Hour	404	15	52	17	0	1	10	12	511	0	0	0	0	0	0	0	0	0
07:00	187	17	20	5	0	0	2	4	235	0	0	0	0	0	0	0	0	0
07:15	150	13	14	0	2	1	4	2	186	0	0	0	0	0	0	0	0	0
07:30	181	8	12	3	0	0	4	5	213	0	0	0	0	0	0	0	0	0
07:45	182	8	23	2	0	3	4	9	231	0	0	0	0	0	0	0	0	0
Hour	700	46	69	10	2	4	14	20	865	0	0	0	0	0	0	0	0	0
08:00	174	8	9	3	1	1	4	6	206	0	0	0	0	0	0	0	0	0
08:15	158	6	6	3	0	0	9	6	188	0	0	0	0	0	0	0	0	0
08:30	153	13	8	2	0	1	5	7	189	0	0	0	0	0	0	0	0	0
08:45	154	12	15	6	1	2	6	7	203	0	0	0	0	0	0	0	0	0
Hour	639	39	38	14	2	4	24	26	786	0	0	0	0	0	0	0	0	0
09:00	142	10	14	4	4	5	5	3	187	0	0	0	0	0	0	0	0	0
09:15	134	16	16	12	1	2	2	3	186	0	0	0	0	0	0	0	0	0
09:30	130	3	11	8	6	2	3	1	164	0	0	0	0	0	0	0	0	0
09:45	131	7	18	10	6	0	0	1	173	0	0	0	0	0	0	0	0	0
Hour	537	36	59	34	17	9	10	8	710	0	0	0	0	0	0	0	0	0
10:00	109	11	18	7	0	1	6	3	155	0	0	0	0	0	0	0	0	0
10:15	100	7	16	7	2	0	1	0	133	0	0	0	0	0	0	0	0	0
10:30	109	8	18	7	1	2	1	0	146	0	0	0	0	0	0	0	0	0
10:45	84	15	16	12	1	0	0	2	130	0	0	0	0	0	0	0	0	0
Hour	402	41	68	33	4	3	8	5	564	0	0	0	0	0	0	0	0	0
11:00	81	11	18	6	0	0	1	0	117	0	0	0	0	0	0	0	0	0
11:15	98	9	25	6	1	1	1	0	141	0	0	0	0	0	0	0	0	0
11:30	94	6	20	4	0	0	1	2	127	0	0	0	0	0	0	0	0	0
11:45	107	6	26	6	0	0	1	2	148	0	0	0	0	0	0	0	0	0
Hour	380	32	89	22	1	1	4	4	533	0	0	0	0	0	0	0	0	0
Total	3271	244	387	154	27	24	71	77	4255	0	0	0	0	0	0	0	0	0

Site No. 5
Location Bayview / Bath Street / Church Avenue / Beach Road(1) / Beach Road(2) / Sean Moore Road
Date 04 April 2017

Time	A to F - Bayview to Sean Moore Road								Veh. Total	A to E - Bayview to Beach Road(2)								Veh. Total
	CAR	TAXI	LGV	HGV	Dbus	Obus	M/C	P/C		CAR	TAXI	LGV	HGV	Dbus	Obus	M/C	P/C	
12:00	15	2	2	1	0	0	0	0	20	28	3	2	0	0	0	0	1	34
12:15	12	0	4	2	0	0	0	0	18	26	1	3	0	0	0	0	0	30
12:30	9	1	2	2	0	0	0	0	14	46	4	3	0	0	0	1	1	55
12:45	14	0	5	0	0	1	0	0	20	43	3	3	0	0	0	0	5	54
Hour	50	3	13	5	0	1	0	0	72	143	11	11	0	0	0	1	7	173
13:00	7	0	1	0	0	0	0	0	8	43	0	6	1	0	0	1	3	54
13:15	9	0	4	0	0	0	0	0	13	46	1	7	1	0	0	0	3	58
13:30	9	0	5	0	0	0	0	0	14	25	5	3	0	0	0	0	2	35
13:45	11	2	4	3	0	0	0	1	21	42	3	7	0	0	0	2	3	57
Hour	36	2	14	3	0	0	0	1	56	156	9	23	2	0	0	3	11	204
14:00	11	2	6	0	0	1	0	1	21	31	3	3	1	0	0	0	2	40
14:15	14	0	6	1	0	0	0	0	21	35	3	7	0	0	0	0	1	46
14:30	13	2	3	0	0	0	0	0	18	45	2	2	0	0	1	0	4	54
14:45	12	1	5	1	0	0	0	0	19	35	2	7	0	0	0	0	0	44
Hour	50	5	20	2	0	1	0	1	79	146	10	19	1	0	1	0	7	184
15:00	15	3	4	1	0	0	0	0	23	33	5	6	0	0	0	0	1	45
15:15	11	1	3	0	0	0	0	0	15	43	2	3	0	0	0	0	1	49
15:30	17	4	5	0	0	0	0	0	26	51	4	9	0	0	0	0	1	65
15:45	17	2	4	0	0	0	0	0	23	39	1	7	0	0	1	1	3	52
Hour	60	10	16	1	0	0	0	0	87	166	12	25	0	0	1	1	6	211
16:00	17	2	5	0	0	1	0	0	25	40	3	5	0	0	1	2	1	52
16:15	17	4	1	0	0	0	0	0	22	47	1	8	1	0	0	0	5	62
16:30	9	2	5	0	0	0	0	0	16	37	0	7	1	0	0	0	6	51
16:45	13	1	3	1	0	0	0	0	18	39	3	6	0	0	0	1	5	54
Hour	56	9	14	1	0	1	0	0	81	163	7	26	2	0	1	3	17	219
17:00	21	2	0	0	0	0	0	0	23	36	2	0	0	0	0	1	11	50
17:15	19	0	3	2	0	0	0	0	24	38	1	1	0	0	0	3	9	52
17:30	11	0	2	0	0	0	0	0	13	32	0	5	0	0	0	0	17	54
17:45	14	1	4	0	0	0	0	0	19	47	0	2	0	0	0	2	17	68
Hour	65	3	9	2	0	0	0	0	79	153	3	8	0	0	0	6	54	224
18:00	9	0	1	0	0	0	0	1	11	34	1	0	1	0	0	0	21	57
18:15	29	1	1	0	0	0	0	0	31	39	0	2	0	0	0	0	13	54
18:30	12	0	2	0	0	0	0	0	14	38	0	5	0	0	0	1	12	56
18:45	14	1	0	0	0	0	0	0	15	50	2	0	1	0	0	0	7	60
Hour	64	2	4	0	0	0	0	1	71	161	3	7	2	0	0	1	53	227
19:00	20	1	4	0	0	0	0	1	26	54	2	4	0	0	0	1	6	67
19:15	24	0	0	0	0	0	0	2	26	58	2	5	0	0	0	0	5	70
19:30	21	2	2	0	0	0	1	0	26	60	4	5	0	0	0	2	9	80
19:45	17	0	0	0	0	0	0	0	17	54	6	0	0	0	0	1	6	67
Hour	82	3	6	0	0	0	1	3	95	226	14	14	0	0	0	4	26	284
20:00	13	0	0	0	0	0	0	0	13	67	1	4	0	0	0	0	3	75
20:15	18	0	3	0	0	0	0	0	21	38	3	1	0	0	0	1	4	47
20:30	10	0	0	1	0	0	0	0	11	30	1	1	0	0	0	0	2	34
20:45	10	0	2	0	0	0	0	0	12	30	1	3	0	0	0	1	3	38
Hour	51	0	5	1	0	0	0	0	57	165	6	9	0	0	0	2	12	194
21:00	15	0	1	0	0	0	0	0	16	42	0	0	0	0	0	0	2	44
21:15	8	0	0	0	0	0	0	0	8	21	0	0	0	0	0	1	0	22
21:30	7	0	0	0	0	0	0	0	7	21	0	0	0	0	0	0	4	25
21:45	1	1	0	0	0	0	1	0	3	22	1	1	0	0	0	0	1	25
Hour	31	1	1	0	0	0	1	0	34	106	1	1	0	0	0	1	7	116
22:00	7	1	0	0	0	0	0	0	8	34	2	0	0	0	0	0	0	36
22:15	4	0	0	0	0	0	0	0	4	17	0	0	0	0	0	0	2	19
22:30	4	0	0	0	0	0	0	0	4	25	3	1	0	0	0	1	2	32
22:45	2	1	0	0	0	0	0	0	3	21	4	0	0	0	0	0	4	29
Hour	17	2	0	0	0	0	0	0	19	97	9	1	0	0	0	1	8	116
23:00	1	0	1	0	0	0	1	0	3	19	4	0	0	0	0	0	1	24
23:15	4	0	0	0	0	0	0	0	4	8	5	0	0	0	0	0	0	13
23:30	3	0	0	0	0	0	0	0	3	7	3	0	0	0	0	0	0	10
23:45	2	0	0	0	0	0	0	0	2	9	1	1	0	0	0	0	0	11
Hour	10	0	1	0	0	0	1	0	12	43	13	1	0	0	0	0	1	58
Total	572	40	103	15	0	3	3	6	742	1725	98	145	7	0	3	23	209	2210

Site No. 5
Location Bayview / Bath Street / Church Avenue / Beach Road(1) / Beach Road(2) / Sean Moore Road
Date 04 April 2017

Time	A to D - Bayview to Beach Road(1)								Veh. Total	A to C - Bayview to Church Avenue								Veh. Total
	CAR	TAXI	LGV	HGV	Dbus	Obus	M/C	P/C		CAR	TAXI	LGV	HGV	Dbus	Obus	M/C	P/C	
12:00	0	0	0	0	0	0	0	0	0	0	0	0	0	0	0	0	0	0
12:15	0	0	0	0	0	0	0	0	0	0	0	0	0	0	0	0	0	0
12:30	0	0	0	0	0	0	0	0	0	0	0	0	0	0	0	0	0	0
12:45	0	0	0	0	0	0	0	0	0	0	0	0	0	0	0	0	0	0
Hour	0	0	0	0	0	0	0	0	0	0	0	0	0	0	0	0	0	0
13:00	0	0	0	0	0	0	0	0	0	0	0	0	0	0	0	0	0	0
13:15	0	0	0	0	0	0	0	0	0	0	0	0	0	0	0	0	0	0
13:30	0	0	0	0	0	0	0	0	0	0	0	0	0	0	0	0	0	0
13:45	0	0	0	0	0	0	0	0	0	0	0	0	0	0	0	0	0	0
Hour	0	0	0	0	0	0	0	0	0	0	0	0	0	0	0	0	0	0
14:00	0	0	0	0	0	0	0	0	0	0	0	0	0	0	0	0	0	0
14:15	0	0	0	0	0	0	0	0	0	0	0	0	0	0	0	0	0	0
14:30	0	0	0	0	0	0	0	0	0	0	0	0	0	0	0	0	0	0
14:45	0	0	0	0	0	0	0	0	0	0	0	0	0	0	0	0	0	0
Hour	0	0	0	0	0	0	0	0	0	0	0	0	0	0	0	0	0	0
15:00	0	0	0	0	0	0	0	0	0	0	0	0	0	0	0	0	0	0
15:15	0	0	0	0	0	0	0	0	0	0	0	0	0	0	0	0	0	0
15:30	0	0	0	0	0	0	0	0	0	0	0	0	0	0	0	0	0	0
15:45	0	0	0	0	0	0	0	0	0	0	0	0	0	0	0	0	0	0
Hour	0	0	0	0	0	0	0	0	0	0	0	0	0	0	0	0	0	0
16:00	0	0	0	0	0	0	0	0	0	0	0	0	0	0	0	0	0	0
16:15	0	0	0	0	0	0	0	0	0	0	0	0	0	0	0	0	0	0
16:30	0	0	0	0	0	0	0	0	0	0	0	0	0	0	0	0	0	0
16:45	0	0	0	0	0	0	0	0	0	0	0	0	0	0	0	0	0	0
Hour	0	0	0	0	0	0	0	0	0	0	0	0	0	0	0	0	0	0
17:00	0	0	0	0	0	0	0	0	0	0	0	0	0	0	0	0	0	0
17:15	0	0	0	0	0	0	0	0	0	0	0	0	0	0	0	0	0	0
17:30	0	0	0	0	0	0	0	0	0	0	0	0	0	0	0	0	0	0
17:45	0	0	0	0	0	0	0	0	0	0	0	0	0	0	0	0	0	0
Hour	0	0	0	0	0	0	0	0	0	0	0	0	0	0	0	0	0	0
18:00	0	0	0	0	0	0	0	0	0	0	0	0	0	0	0	0	0	0
18:15	0	0	0	0	0	0	0	0	0	0	0	0	0	0	0	0	0	0
18:30	0	0	0	0	0	0	0	0	0	0	0	0	0	0	0	0	0	0
18:45	0	0	0	0	0	0	0	0	0	0	0	0	0	0	0	0	0	0
Hour	0	0	0	0	0	0	0	0	0	0	0	0	0	0	0	0	0	0
19:00	0	0	0	0	0	0	0	0	0	0	0	0	0	0	0	0	0	0
19:15	0	0	0	0	0	0	0	0	0	0	0	0	0	0	0	0	0	0
19:30	0	0	0	0	0	0	0	0	0	0	0	0	0	0	0	0	0	0
19:45	0	0	0	0	0	0	0	0	0	0	0	0	0	0	0	0	0	0
Hour	0	0	0	0	0	0	0	0	0	0	0	0	0	0	0	0	0	0
20:00	0	0	0	0	0	0	0	0	0	0	0	0	0	0	0	0	0	0
20:15	0	0	0	0	0	0	0	0	0	0	0	0	0	0	0	0	0	0
20:30	0	0	0	0	0	0	0	0	0	0	0	0	0	0	0	0	0	0
20:45	0	0	0	0	0	0	0	0	0	0	0	0	0	0	0	0	0	0
Hour	0	0	0	0	0	0	0	0	0	0	0	0	0	0	0	0	0	0
21:00	0	0	0	0	0	0	0	0	0	0	0	0	0	0	0	0	0	0
21:15	0	0	0	0	0	0	0	0	0	0	0	0	0	0	0	0	0	0
21:30	0	0	0	0	0	0	0	0	0	0	0	0	0	0	0	0	0	0
21:45	0	0	0	0	0	0	0	0	0	0	0	0	0	0	0	0	0	0
Hour	0	0	0	0	0	0	0	0	0	0	0	0	0	0	0	0	0	0
22:00	0	0	0	0	0	0	0	0	0	0	0	0	0	0	0	0	0	0
22:15	0	0	0	0	0	0	0	0	0	0	0	0	0	0	0	0	0	0
22:30	0	0	0	0	0	0	0	0	0	0	0	0	0	0	0	0	0	0
22:45	0	0	0	0	0	0	0	0	0	0	0	0	0	0	0	0	0	0
Hour	0	0	0	0	0	0	0	0	0	0	0	0	0	0	0	0	0	0
23:00	0	0	0	0	0	0	0	0	0	0	0	0	0	0	0	0	0	0
23:15	0	0	0	0	0	0	0	0	0	0	0	0	0	0	0	0	0	0
23:30	0	0	0	0	0	0	0	0	0	0	0	0	0	0	0	0	0	0
23:45	0	0	0	0	0	0	0	0	0	0	0	0	0	0	0	0	0	0
Hour	0	0	0	0	0	0	0	0	0	0	0	0	0	0	0	0	0	0
Total	0	0	0	0	0	0	0	0	0	0	0	0	0	0	0	0	0	0

Site No. 5
Location Bayview / Bath Street / Church Avenue / Beach Road(1) / Beach Road(2) / Sean Moore Road
Date 04 April 2017

Time	A to B - Bayview to Bath Street								Veh. Total	A to A - Bayview to Bayview								Veh. Total
	CAR	TAXI	LGV	HGV	Dbus	Obus	M/C	P/C		CAR	TAXI	LGV	HGV	Dbus	Obus	M/C	P/C	
12:00	0	0	0	0	0	0	0	0	0	0	0	0	0	0	0	0	0	0
12:15	0	0	0	0	0	0	0	0	0	0	0	0	0	0	0	0	0	0
12:30	0	0	0	0	0	0	0	0	0	0	0	0	0	0	0	0	0	0
12:45	0	0	0	0	0	0	0	0	0	0	0	0	0	0	0	0	0	0
Hour	0	0	0	0	0	0	0	0	0	0	0	0	0	0	0	0	0	0
13:00	0	0	0	0	0	0	0	0	0	0	0	0	0	0	0	0	0	0
13:15	0	0	0	0	0	0	0	0	0	0	0	0	0	0	0	0	0	0
13:30	0	0	0	0	0	0	0	0	0	0	0	0	0	0	0	0	0	0
13:45	0	0	0	0	0	0	0	0	0	0	0	0	0	0	0	0	0	0
Hour	0	0	0	0	0	0	0	0	0	0	0	0	0	0	0	0	0	0
14:00	0	0	0	0	0	0	0	0	0	0	0	0	0	0	0	0	0	0
14:15	0	0	0	0	0	0	0	0	0	0	0	0	0	0	0	0	0	0
14:30	0	0	0	0	0	0	0	0	0	0	0	0	0	0	0	0	0	0
14:45	0	0	0	0	0	0	0	0	0	0	0	0	0	0	0	0	0	0
Hour	0	0	0	0	0	0	0	0	0	0	0	0	0	0	0	0	0	0
15:00	0	0	0	0	0	0	0	0	0	0	0	0	0	0	0	0	0	0
15:15	0	0	0	0	0	0	0	0	0	0	0	0	0	0	0	0	0	0
15:30	0	0	0	0	0	0	0	0	0	0	0	0	0	0	0	0	0	0
15:45	0	0	0	0	0	0	0	0	0	0	0	0	0	0	0	0	0	0
Hour	0	0	0	0	0	0	0	0	0	0	0	0	0	0	0	0	0	0
16:00	0	0	0	0	0	0	0	0	0	0	0	0	0	0	0	0	0	0
16:15	0	0	0	0	0	0	0	0	0	0	0	0	0	0	0	0	0	0
16:30	0	0	0	0	0	0	0	0	0	0	0	0	0	0	0	0	0	0
16:45	0	0	0	0	0	0	0	0	0	0	0	0	0	0	0	0	0	0
Hour	0	0	0	0	0	0	0	0	0	0	0	0	0	0	0	0	0	0
17:00	0	0	0	0	0	0	0	0	0	0	0	0	0	0	0	0	0	0
17:15	0	0	0	0	0	0	0	0	0	0	0	0	0	0	0	0	0	0
17:30	0	0	0	0	0	0	0	0	0	0	0	0	0	0	0	0	0	0
17:45	0	0	0	0	0	0	0	0	0	0	0	0	0	0	0	0	0	0
Hour	0	0	0	0	0	0	0	0	0	0	0	0	0	0	0	0	0	0
18:00	0	0	0	0	0	0	0	0	0	0	0	0	0	0	0	0	0	0
18:15	0	0	0	0	0	0	0	0	0	0	0	0	0	0	0	0	0	0
18:30	0	0	0	0	0	0	0	0	0	0	0	0	0	0	0	0	0	0
18:45	0	0	0	0	0	0	0	0	0	0	0	0	0	0	0	0	0	0
Hour	0	0	0	0	0	0	0	0	0	0	0	0	0	0	0	0	0	0
19:00	0	0	0	0	0	0	0	0	0	0	0	0	0	0	0	0	0	0
19:15	0	0	0	0	0	0	0	0	0	0	0	0	0	0	0	0	0	0
19:30	0	0	0	0	0	0	0	0	0	0	0	0	0	0	0	0	0	0
19:45	0	0	0	0	0	0	0	0	0	0	0	0	0	0	0	0	0	0
Hour	0	0	0	0	0	0	0	0	0	0	0	0	0	0	0	0	0	0
20:00	0	0	0	0	0	0	0	0	0	0	0	0	0	0	0	0	0	0
20:15	0	0	0	0	0	0	0	0	0	0	0	0	0	0	0	0	0	0
20:30	0	0	0	0	0	0	0	0	0	0	0	0	0	0	0	0	0	0
20:45	0	0	0	0	0	0	0	0	0	0	0	0	0	0	0	0	0	0
Hour	0	0	0	0	0	0	0	0	0	0	0	0	0	0	0	0	0	0
21:00	0	0	0	0	0	0	0	0	0	0	0	0	0	0	0	0	0	0
21:15	0	0	0	0	0	0	0	0	0	0	0	0	0	0	0	0	0	0
21:30	0	0	0	0	0	0	0	0	0	0	0	0	0	0	0	0	0	0
21:45	0	0	0	0	0	0	0	0	0	0	0	0	0	0	0	0	0	0
Hour	0	0	0	0	0	0	0	0	0	0	0	0	0	0	0	0	0	0
22:00	0	0	0	0	0	0	0	0	0	0	0	0	0	0	0	0	0	0
22:15	0	0	0	0	0	0	0	0	0	0	0	0	0	0	0	0	0	0
22:30	0	0	0	0	0	0	0	0	0	0	0	0	0	0	0	0	0	0
22:45	0	0	0	0	0	0	0	0	0	0	0	0	0	0	0	0	0	0
Hour	0	0	0	0	0	0	0	0	0	0	0	0	0	0	0	0	0	0
23:00	0	0	0	0	0	0	0	0	0	0	0	0	0	0	0	0	0	0
23:15	0	0	0	0	0	0	0	0	0	0	0	0	0	0	0	0	0	0
23:30	0	0	0	0	0	0	0	0	0	0	0	0	0	0	0	0	0	0
23:45	0	0	0	0	0	0	0	0	0	0	0	0	0	0	0	0	0	0
Hour	0	0	0	0	0	0	0	0	0	0	0	0	0	0	0	0	0	0
Total	0	0	0	0	0	0	0	0	0	0	0	0	0	0	0	0	0	0

Site No. 5
Location Bayview / Bath Street / Church Avenue / Beach Road(1) / Beach Road(2) / Sean Moore Road
Date 04 April 2017

Time	B to A - Bath Street to Bayview								Veh. Total	B to F - Bath Street to Sean Moore Road								Veh. Total
	CAR	TAXI	LGV	HGV	Dbus	Obus	M/C	P/C		CAR	TAXI	LGV	HGV	Dbus	Obus	M/C	P/C	
12:00	0	0	0	0	0	0	0	0	0	0	0	0	0	0	0	0	0	0
12:15	0	0	0	0	0	0	0	0	0	0	0	0	0	0	0	0	0	0
12:30	0	0	0	0	0	0	0	0	0	0	0	0	0	0	0	0	0	0
12:45	0	0	0	0	0	0	0	0	0	0	0	0	0	0	0	0	0	0
Hour	0	0	0	0	0	0	0	0	0	0	0	0	0	0	0	0	0	0
13:00	0	0	0	0	0	0	0	0	0	0	0	0	0	0	0	0	0	0
13:15	0	0	0	0	0	0	0	0	0	0	0	0	0	0	0	0	0	0
13:30	0	0	0	0	0	0	0	0	0	0	0	0	0	0	0	0	0	0
13:45	0	0	0	0	0	0	0	0	0	0	0	0	0	0	0	0	0	0
Hour	0	0	0	0	0	0	0	0	0	0	0	0	0	0	0	0	0	0
14:00	0	0	0	0	0	0	0	0	0	0	0	0	0	0	0	0	0	0
14:15	0	0	0	0	0	0	0	0	0	0	0	0	0	0	0	0	0	0
14:30	0	0	0	0	0	0	0	0	0	0	0	0	0	0	0	0	0	0
14:45	0	0	0	0	0	0	0	0	0	0	0	0	0	0	0	0	0	0
Hour	0	0	0	0	0	0	0	0	0	0	0	0	0	0	0	0	0	0
15:00	0	0	0	0	0	0	0	0	0	0	0	0	0	0	0	0	0	0
15:15	0	0	0	0	0	0	0	0	0	0	0	0	0	0	0	0	0	0
15:30	0	0	0	0	0	0	0	0	0	0	0	0	0	0	0	0	0	0
15:45	0	0	0	0	0	0	0	0	0	0	0	0	0	0	0	0	0	0
Hour	0	0	0	0	0	0	0	0	0	0	0	0	0	0	0	0	0	0
16:00	0	0	0	0	0	0	0	0	0	0	0	0	0	0	0	0	0	0
16:15	0	0	0	0	0	0	0	0	0	0	0	0	0	0	0	0	0	0
16:30	0	0	0	0	0	0	0	0	0	0	0	0	0	0	0	0	0	0
16:45	0	0	0	0	0	0	0	0	0	0	0	0	0	0	0	0	0	0
Hour	0	0	0	0	0	0	0	0	0	0	0	0	0	0	0	0	0	0
17:00	0	0	0	0	0	0	0	0	0	0	0	0	0	0	0	0	0	0
17:15	0	0	0	0	0	0	0	0	0	0	0	0	0	0	0	0	0	0
17:30	0	0	0	0	0	0	0	0	0	0	0	0	0	0	0	0	0	0
17:45	0	0	0	0	0	0	0	0	0	0	0	0	0	0	0	0	0	0
Hour	0	0	0	0	0	0	0	0	0	0	0	0	0	0	0	0	0	0
18:00	0	0	0	0	0	0	0	0	0	0	0	0	0	0	0	0	0	0
18:15	0	0	0	0	0	0	0	0	0	0	0	0	0	0	0	0	0	0
18:30	0	0	0	0	0	0	0	0	0	0	0	0	0	0	0	0	0	0
18:45	0	0	0	0	0	0	0	0	0	0	0	0	0	0	0	0	0	0
Hour	0	0	0	0	0	0	0	0	0	0	0	0	0	0	0	0	0	0
19:00	0	0	0	0	0	0	0	0	0	0	0	0	0	0	0	0	0	0
19:15	0	0	0	0	0	0	0	0	0	0	0	0	0	0	0	0	0	0
19:30	0	0	0	0	0	0	0	0	0	0	0	0	0	0	0	0	0	0
19:45	0	0	0	0	0	0	0	0	0	0	0	0	0	0	0	0	0	0
Hour	0	0	0	0	0	0	0	0	0	0	0	0	0	0	0	0	0	0
20:00	0	0	0	0	0	0	0	0	0	0	0	0	0	0	0	0	0	0
20:15	0	0	0	0	0	0	0	0	0	0	0	0	0	0	0	0	0	0
20:30	0	0	0	0	0	0	0	0	0	0	0	0	0	0	0	0	0	0
20:45	0	0	0	0	0	0	0	0	0	0	0	0	0	0	0	0	0	0
Hour	0	0	0	0	0	0	0	0	0	0	0	0	0	0	0	0	0	0
21:00	0	0	0	0	0	0	0	0	0	0	0	0	0	0	0	0	0	0
21:15	0	0	0	0	0	0	0	0	0	0	0	0	0	0	0	0	0	0
21:30	0	0	0	0	0	0	0	0	0	0	0	0	0	0	0	0	0	0
21:45	0	0	0	0	0	0	0	0	0	0	0	0	0	0	0	0	0	0
Hour	0	0	0	0	0	0	0	0	0	0	0	0	0	0	0	0	0	0
22:00	0	0	0	0	0	0	0	0	0	0	0	0	0	0	0	0	0	0
22:15	0	0	0	0	0	0	0	0	0	0	0	0	0	0	0	0	0	0
22:30	0	0	0	0	0	0	0	0	0	0	0	0	0	0	0	0	0	0
22:45	0	0	0	0	0	0	0	0	0	0	0	0	0	0	0	0	0	0
Hour	0	0	0	0	0	0	0	0	0	0	0	0	0	0	0	0	0	0
23:00	0	0	0	0	0	0	0	0	0	0	0	0	0	0	0	0	0	0
23:15	0	0	0	0	0	0	0	0	0	0	0	0	0	0	0	0	0	0
23:30	0	0	0	0	0	0	0	0	0	0	0	0	0	0	0	0	0	0
23:45	0	0	0	0	0	0	0	0	0	0	0	0	0	0	0	0	0	0
Hour	0	0	0	0	0	0	0	0	0	0	0	0	0	0	0	0	0	0
Total	0	0	0	0	0	0	0	0	0	0	0	0	0	0	0	0	0	0

Site No. 5
Location Bayview / Bath Street / Church Avenue / Beach Road(1) / Beach Road(2) / Sean Moore Road
Date 04 April 2017

Time	B to E - Bath Street to Beach Road(2)								Veh. Total	B to D - Bath Street to Beach Road(1)								Veh. Total
	CAR	TAXI	LGV	HGV	Dbus	Obus	M/C	P/C		CAR	TAXI	LGV	HGV	Dbus	Obus	M/C	P/C	
12:00	0	0	0	0	0	0	0	0	0	0	0	0	0	0	0	0	0	0
12:15	0	0	0	0	0	0	0	0	0	0	0	0	0	0	0	0	0	0
12:30	0	0	0	0	0	0	0	0	0	0	0	0	0	0	0	0	0	0
12:45	0	0	0	0	0	0	0	0	0	0	0	0	0	0	0	0	0	0
Hour	0	0	0	0	0	0	0	0	0	0	0	0	0	0	0	0	0	0
13:00	0	0	0	0	0	0	0	0	0	0	0	0	0	0	0	0	0	0
13:15	0	0	0	0	0	0	0	0	0	0	0	0	0	0	0	0	0	0
13:30	0	0	0	0	0	0	0	0	0	0	0	0	0	0	0	0	0	0
13:45	0	0	0	0	0	0	0	0	0	0	0	0	0	0	0	0	0	0
Hour	0	0	0	0	0	0	0	0	0	0	0	0	0	0	0	0	0	0
14:00	0	0	0	0	0	0	0	0	0	0	0	0	0	0	0	0	0	0
14:15	0	0	0	0	0	0	0	0	0	0	0	0	0	0	0	0	0	0
14:30	0	0	0	0	0	0	0	0	0	0	0	0	0	0	0	0	0	0
14:45	0	0	0	0	0	0	0	0	0	0	0	0	0	0	0	0	0	0
Hour	0	0	0	0	0	0	0	0	0	0	0	0	0	0	0	0	0	0
15:00	0	0	0	0	0	0	0	0	0	0	0	0	0	0	0	0	0	0
15:15	0	0	0	0	0	0	0	0	0	0	0	0	0	0	0	0	0	0
15:30	0	0	0	0	0	0	0	0	0	0	0	0	0	0	0	0	0	0
15:45	0	0	0	0	0	0	0	0	0	0	0	0	0	0	0	0	0	0
Hour	0	0	0	0	0	0	0	0	0	0	0	0	0	0	0	0	0	0
16:00	0	0	0	0	0	0	0	0	0	0	0	0	0	0	0	0	0	0
16:15	0	0	0	0	0	0	0	0	0	0	0	0	0	0	0	0	0	0
16:30	0	0	0	0	0	0	0	0	0	0	0	0	0	0	0	0	0	0
16:45	0	0	0	0	0	0	0	0	0	0	0	0	0	0	0	0	0	0
Hour	0	0	0	0	0	0	0	0	0	0	0	0	0	0	0	0	0	0
17:00	0	0	0	0	0	0	0	0	0	0	0	0	0	0	0	0	0	0
17:15	0	0	0	0	0	0	0	0	0	0	0	0	0	0	0	0	0	0
17:30	0	0	0	0	0	0	0	0	0	0	0	0	0	0	0	0	0	0
17:45	0	0	0	0	0	0	0	0	0	0	0	0	0	0	0	0	0	0
Hour	0	0	0	0	0	0	0	0	0	0	0	0	0	0	0	0	0	0
18:00	0	0	0	0	0	0	0	0	0	0	0	0	0	0	0	0	0	0
18:15	0	0	0	0	0	0	0	0	0	0	0	0	0	0	0	0	0	0
18:30	0	0	0	0	0	0	0	0	0	0	0	0	0	0	0	0	0	0
18:45	0	0	0	0	0	0	0	0	0	0	0	0	0	0	0	0	0	0
Hour	0	0	0	0	0	0	0	0	0	0	0	0	0	0	0	0	0	0
19:00	0	0	0	0	0	0	0	0	0	0	0	0	0	0	0	0	0	0
19:15	0	0	0	0	0	0	0	0	0	0	0	0	0	0	0	0	0	0
19:30	0	0	0	0	0	0	0	0	0	0	0	0	0	0	0	0	0	0
19:45	0	0	0	0	0	0	0	0	0	0	0	0	0	0	0	0	0	0
Hour	0	0	0	0	0	0	0	0	0	0	0	0	0	0	0	0	0	0
20:00	0	0	0	0	0	0	0	0	0	0	0	0	0	0	0	0	0	0
20:15	0	0	0	0	0	0	0	0	0	0	0	0	0	0	0	0	0	0
20:30	0	0	0	0	0	0	0	0	0	0	0	0	0	0	0	0	0	0
20:45	0	0	0	0	0	0	0	0	0	0	0	0	0	0	0	0	0	0
Hour	0	0	0	0	0	0	0	0	0	0	0	0	0	0	0	0	0	0
21:00	0	0	0	0	0	0	0	0	0	0	0	0	0	0	0	0	0	0
21:15	0	0	0	0	0	0	0	0	0	0	0	0	0	0	0	0	0	0
21:30	0	0	0	0	0	0	0	0	0	0	0	0	0	0	0	0	0	0
21:45	0	0	0	0	0	0	0	0	0	0	0	0	0	0	0	0	0	0
Hour	0	0	0	0	0	0	0	0	0	0	0	0	0	0	0	0	0	0
22:00	0	0	0	0	0	0	0	0	0	0	0	0	0	0	0	0	0	0
22:15	0	0	0	0	0	0	0	0	0	0	0	0	0	0	0	0	0	0
22:30	0	0	0	0	0	0	0	0	0	0	0	0	0	0	0	0	0	0
22:45	0	0	0	0	0	0	0	0	0	0	0	0	0	0	0	0	0	0
Hour	0	0	0	0	0	0	0	0	0	0	0	0	0	0	0	0	0	0
23:00	0	0	0	0	0	0	0	0	0	0	0	0	0	0	0	0	0	0
23:15	0	0	0	0	0	0	0	0	0	0	0	0	0	0	0	0	0	0
23:30	0	0	0	0	0	0	0	0	0	0	0	0	0	0	0	0	0	0
23:45	0	0	0	0	0	0	0	0	0	0	0	0	0	0	0	0	0	0
Hour	0	0	0	0	0	0	0	0	0	0	0	0	0	0	0	0	0	0
Total	0	0	0	0	0	0	0	0	0	0	0	0	0	0	0	0	0	0

Site No. 5
Location Bayview / Bath Street / Church Avenue / Beach Road(1) / Beach Road(2) / Sean Moore Road
Date 04 April 2017

Time	B to C - Bath Street to Church Avenue								Veh. Total	B to B - Bath Street to Bath Street								Veh. Total
	CAR	TAXI	LGV	HGV	Dbus	Obus	M/C	P/C		CAR	TAXI	LGV	HGV	Dbus	Obus	M/C	P/C	
12:00	0	0	0	0	0	0	0	0	0	0	0	0	0	0	0	0	0	0
12:15	0	0	0	0	0	0	0	0	0	0	0	0	0	0	0	0	0	0
12:30	0	0	0	0	0	0	0	0	0	0	0	0	0	0	0	0	0	0
12:45	0	0	0	0	0	0	0	0	0	0	0	0	0	0	0	0	0	0
Hour	0	0	0	0	0	0	0	0	0	0	0	0	0	0	0	0	0	0
13:00	0	0	0	0	0	0	0	0	0	0	0	0	0	0	0	0	0	0
13:15	0	0	0	0	0	0	0	0	0	0	0	0	0	0	0	0	0	0
13:30	0	0	0	0	0	0	0	0	0	0	0	0	0	0	0	0	0	0
13:45	0	0	0	0	0	0	0	0	0	0	0	0	0	0	0	0	0	0
Hour	0	0	0	0	0	0	0	0	0	0	0	0	0	0	0	0	0	0
14:00	0	0	0	0	0	0	0	0	0	0	0	0	0	0	0	0	0	0
14:15	0	0	0	0	0	0	0	0	0	0	0	0	0	0	0	0	0	0
14:30	0	0	0	0	0	0	0	0	0	0	0	0	0	0	0	0	0	0
14:45	0	0	0	0	0	0	0	0	0	0	0	0	0	0	0	0	0	0
Hour	0	0	0	0	0	0	0	0	0	0	0	0	0	0	0	0	0	0
15:00	0	0	0	0	0	0	0	0	0	0	0	0	0	0	0	0	0	0
15:15	0	0	0	0	0	0	0	0	0	0	0	0	0	0	0	0	0	0
15:30	0	0	0	0	0	0	0	0	0	0	0	0	0	0	0	0	0	0
15:45	0	0	0	0	0	0	0	0	0	0	0	0	0	0	0	0	0	0
Hour	0	0	0	0	0	0	0	0	0	0	0	0	0	0	0	0	0	0
16:00	0	0	0	0	0	0	0	0	0	0	0	0	0	0	0	0	0	0
16:15	0	0	0	0	0	0	0	0	0	0	0	0	0	0	0	0	0	0
16:30	0	0	0	0	0	0	0	0	0	0	0	0	0	0	0	0	0	0
16:45	0	0	0	0	0	0	0	0	0	0	0	0	0	0	0	0	0	0
Hour	0	0	0	0	0	0	0	0	0	0	0	0	0	0	0	0	0	0
17:00	0	0	0	0	0	0	0	0	0	0	0	0	0	0	0	0	0	0
17:15	0	0	0	0	0	0	0	0	0	0	0	0	0	0	0	0	0	0
17:30	0	0	0	0	0	0	0	0	0	0	0	0	0	0	0	0	0	0
17:45	0	0	0	0	0	0	0	0	0	0	0	0	0	0	0	0	0	0
Hour	0	0	0	0	0	0	0	0	0	0	0	0	0	0	0	0	0	0
18:00	0	0	0	0	0	0	0	0	0	0	0	0	0	0	0	0	0	0
18:15	0	0	0	0	0	0	0	0	0	0	0	0	0	0	0	0	0	0
18:30	0	0	0	0	0	0	0	0	0	0	0	0	0	0	0	0	0	0
18:45	0	0	0	0	0	0	0	0	0	0	0	0	0	0	0	0	0	0
Hour	0	0	0	0	0	0	0	0	0	0	0	0	0	0	0	0	0	0
19:00	0	0	0	0	0	0	0	0	0	0	0	0	0	0	0	0	0	0
19:15	0	0	0	0	0	0	0	0	0	0	0	0	0	0	0	0	0	0
19:30	0	0	0	0	0	0	0	0	0	0	0	0	0	0	0	0	0	0
19:45	0	0	0	0	0	0	0	0	0	0	0	0	0	0	0	0	0	0
Hour	0	0	0	0	0	0	0	0	0	0	0	0	0	0	0	0	0	0
20:00	0	0	0	0	0	0	0	0	0	0	0	0	0	0	0	0	0	0
20:15	0	0	0	0	0	0	0	0	0	0	0	0	0	0	0	0	0	0
20:30	0	0	0	0	0	0	0	0	0	0	0	0	0	0	0	0	0	0
20:45	0	0	0	0	0	0	0	0	0	0	0	0	0	0	0	0	0	0
Hour	0	0	0	0	0	0	0	0	0	0	0	0	0	0	0	0	0	0
21:00	0	0	0	0	0	0	0	0	0	0	0	0	0	0	0	0	0	0
21:15	0	0	0	0	0	0	0	0	0	0	0	0	0	0	0	0	0	0
21:30	0	0	0	0	0	0	0	0	0	0	0	0	0	0	0	0	0	0
21:45	0	0	0	0	0	0	0	0	0	0	0	0	0	0	0	0	0	0
Hour	0	0	0	0	0	0	0	0	0	0	0	0	0	0	0	0	0	0
22:00	0	0	0	0	0	0	0	0	0	0	0	0	0	0	0	0	0	0
22:15	0	0	0	0	0	0	0	0	0	0	0	0	0	0	0	0	0	0
22:30	0	0	0	0	0	0	0	0	0	0	0	0	0	0	0	0	0	0
22:45	0	0	0	0	0	0	0	0	0	0	0	0	0	0	0	0	0	0
Hour	0	0	0	0	0	0	0	0	0	0	0	0	0	0	0	0	0	0
23:00	0	0	0	0	0	0	0	0	0	0	0	0	0	0	0	0	0	0
23:15	0	0	0	0	0	0	0	0	0	0	0	0	0	0	0	0	0	0
23:30	0	0	0	0	0	0	0	0	0	0	0	0	0	0	0	0	0	0
23:45	0	0	0	0	0	0	0	0	0	0	0	0	0	0	0	0	0	0
Hour	0	0	0	0	0	0	0	0	0	0	0	0	0	0	0	0	0	0
Total	0	0	0	0	0	0	0	0	0	0	0	0	0	0	0	0	0	0

Site No. 5
Location Bayview / Bath Street / Church Avenue / Beach Road(1) / Beach Road(2) / Sean Moore Road
Date 04 April 2017

Time	C to B - Church Avenue to Bath Street								Veh. Total	C to A - Church Avenue to Bayview								Veh. Total
	CAR	TAXI	LGV	HGV	Dbus	Obus	M/C	P/C		CAR	TAXI	LGV	HGV	Dbus	Obus	M/C	P/C	
12:00	0	0	0	0	0	0	0	0	0	0	0	0	0	0	0	0	0	0
12:15	0	0	0	0	0	0	0	0	0	0	0	0	0	0	0	0	0	0
12:30	0	0	0	0	0	0	0	0	0	0	0	0	0	0	0	0	0	0
12:45	0	0	0	0	0	0	0	0	0	0	0	0	0	0	0	0	0	0
Hour	0	0	0	0	0	0	0	0	0	0	0	0	0	0	0	0	0	0
13:00	0	0	0	0	0	0	0	0	0	0	0	0	0	0	0	0	0	0
13:15	2	0	0	0	0	0	0	0	2	0	0	0	0	0	0	0	0	0
13:30	0	0	0	0	0	0	0	0	0	0	0	0	0	0	0	0	0	0
13:45	0	0	0	0	0	0	0	0	0	0	0	0	0	0	0	0	0	0
Hour	2	0	0	0	0	0	0	0	2	0	0	0	0	0	0	0	0	0
14:00	1	0	0	0	0	0	0	0	1	0	0	0	0	0	0	0	0	0
14:15	0	0	0	0	0	0	0	0	0	0	0	0	0	0	0	0	0	0
14:30	0	0	0	0	0	0	0	0	0	0	0	0	0	0	0	0	0	0
14:45	0	0	0	0	0	0	0	0	0	0	0	0	0	0	0	0	0	0
Hour	1	0	0	0	0	0	0	0	1	0	0	0	0	0	0	0	0	0
15:00	1	0	0	0	0	0	0	0	1	0	0	0	0	0	0	0	0	0
15:15	0	0	0	0	0	0	0	0	0	0	0	0	0	0	0	0	0	0
15:30	0	0	2	0	0	0	0	0	2	0	0	0	0	0	0	0	0	0
15:45	0	0	1	0	0	0	0	0	1	0	0	0	0	0	0	0	0	0
Hour	1	0	3	0	0	0	0	0	4	0	0	0	0	0	0	0	0	0
16:00	1	0	0	0	0	0	0	0	1	0	0	0	0	0	0	0	0	0
16:15	0	0	0	0	0	0	0	0	0	0	0	0	0	0	0	0	0	0
16:30	0	0	0	0	0	0	0	0	0	0	0	0	0	0	0	0	0	0
16:45	0	0	0	0	0	0	0	0	0	0	0	0	0	0	0	0	0	0
Hour	1	0	0	0	0	0	0	0	1	0	0	0	0	0	0	0	0	0
17:00	0	0	0	0	0	0	0	0	0	0	0	0	0	0	0	0	0	0
17:15	1	0	0	0	0	0	0	0	1	0	0	0	0	0	0	0	0	0
17:30	1	0	0	0	0	0	0	0	1	0	0	0	0	0	0	0	0	0
17:45	0	0	0	0	0	0	0	0	0	0	0	0	0	0	0	0	0	0
Hour	2	0	0	0	0	0	0	0	2	0	0	0	0	0	0	0	0	0
18:00	1	0	0	0	0	0	0	0	1	0	0	0	0	0	0	0	0	0
18:15	0	0	0	0	0	0	0	0	0	0	0	0	0	0	0	0	0	0
18:30	0	0	0	0	0	0	0	1	1	0	0	0	0	0	0	0	0	0
18:45	2	0	0	0	0	0	0	0	2	0	0	0	0	0	0	0	0	0
Hour	3	0	0	0	0	0	0	1	4	0	0	0	0	0	0	0	0	0
19:00	0	0	0	0	0	0	0	0	0	0	0	0	0	0	0	0	0	0
19:15	1	0	0	0	0	0	0	0	1	0	0	0	0	0	0	0	0	0
19:30	0	0	0	0	0	0	0	1	1	0	0	0	0	0	0	0	0	0
19:45	1	0	0	0	0	0	0	0	1	0	0	0	0	0	0	0	0	0
Hour	2	0	0	0	0	0	0	1	3	0	0	0	0	0	0	0	0	0
20:00	4	0	0	0	0	0	0	0	4	0	0	0	0	0	0	0	0	0
20:15	0	0	0	0	0	0	0	0	0	0	0	0	0	0	0	0	0	0
20:30	0	0	0	0	0	0	0	1	1	0	0	0	0	0	0	0	0	0
20:45	2	0	0	0	0	0	0	0	2	0	0	0	0	0	0	0	0	0
Hour	6	0	0	0	0	0	0	1	7	0	0	0	0	0	0	0	0	0
21:00	2	0	0	0	0	0	0	0	2	0	0	0	0	0	0	0	0	0
21:15	1	0	0	0	0	0	0	0	1	0	0	0	0	0	0	0	0	0
21:30	2	0	0	0	0	0	0	0	2	0	0	0	0	0	0	0	0	0
21:45	1	1	0	0	0	0	0	0	2	0	0	0	0	0	0	0	0	0
Hour	6	1	0	0	0	0	0	0	7	0	0	0	0	0	0	0	0	0
22:00	0	0	0	0	0	0	0	0	0	0	0	0	0	0	0	0	0	0
22:15	0	0	0	0	0	0	0	0	0	0	0	0	0	0	0	0	0	0
22:30	1	0	0	0	0	0	0	0	1	0	0	0	0	0	0	0	0	0
22:45	0	0	0	0	0	0	0	0	0	0	0	0	0	0	0	0	0	0
Hour	1	0	0	0	0	0	0	0	1	0	0	0	0	0	0	0	0	0
23:00	0	0	0	0	0	0	0	0	0	0	0	0	0	0	0	0	0	0
23:15	0	0	0	0	0	0	0	0	0	0	0	0	0	0	0	0	0	0
23:30	0	0	0	0	0	0	0	0	0	0	0	0	0	0	0	0	0	0
23:45	0	0	0	0	0	0	0	0	0	0	0	0	0	0	0	0	0	0
Hour	0	0	0	0	0	0	0	0	0	0	0	0	0	0	0	0	0	0
Total	25	1	3	0	0	0	0	3	32	0	0	0	0	0	0	0	0	0

Site No. 5
Location Bayview / Bath Street / Church Avenue / Beach Road(1) / Beach Road(2) / Sean Moore Road
Date 04 April 2017

Time	C to F - Church Avenue to Sean Moore Road								Veh. Total	C to E - Church Avenue to Beach Road(2)								Veh. Total
	CAR	TAXI	LGV	HGV	Dbus	Obus	M/C	P/C		CAR	TAXI	LGV	HGV	Dbus	Obus	M/C	P/C	
12:00	43	3	5	1	0	0	0	2	54	3	0	0	1	0	0	0	1	5
12:15	36	2	6	6	0	0	0	0	50	4	0	0	0	0	0	0	0	4
12:30	36	2	11	5	0	1	1	0	56	5	0	1	1	0	0	1	0	8
12:45	36	2	9	3	0	0	0	1	51	7	0	1	0	0	0	0	4	12
Hour	151	9	31	15	0	1	1	3	211	19	0	2	2	0	0	1	5	29
13:00	32	4	8	1	0	0	0	2	47	7	0	0	0	0	0	0	2	9
13:15	30	3	3	3	0	2	0	1	42	3	0	0	0	0	0	0	0	3
13:30	38	4	8	5	0	0	0	0	55	1	0	1	0	0	1	0	0	3
13:45	31	4	4	5	0	1	0	0	45	7	0	0	0	0	0	0	0	7
Hour	131	15	23	14	0	3	0	3	189	18	0	1	0	0	1	0	2	22
14:00	40	6	6	1	0	0	0	1	54	9	0	1	0	0	0	0	0	10
14:15	45	3	5	3	1	0	1	0	58	8	0	0	0	0	0	0	0	8
14:30	38	4	6	2	0	0	0	1	51	6	0	1	0	0	0	0	0	7
14:45	37	3	5	7	0	0	0	1	53	6	0	2	1	0	0	0	0	9
Hour	160	16	22	13	1	0	1	3	216	29	0	4	1	0	0	0	0	34
15:00	34	5	5	3	0	0	1	1	49	1	0	1	0	0	0	0	0	2
15:15	26	2	12	2	0	0	0	0	42	4	1	0	0	0	0	0	0	5
15:30	47	2	12	6	0	0	0	1	68	4	1	0	0	0	0	0	0	5
15:45	44	7	8	4	0	0	1	2	66	3	0	1	1	1	0	0	0	6
Hour	151	16	37	15	0	0	2	4	225	12	2	2	1	1	0	0	0	18
16:00	48	7	10	5	0	0	1	0	71	1	0	0	2	0	0	0	0	3
16:15	65	2	8	4	0	0	1	0	80	3	0	0	0	0	0	0	0	3
16:30	55	7	15	1	0	0	0	2	80	1	1	0	0	0	0	0	0	2
16:45	38	2	6	3	0	0	0	1	50	4	0	1	0	0	0	0	1	6
Hour	206	18	39	13	0	0	2	3	281	9	1	1	2	0	0	0	1	14
17:00	53	7	7	2	0	0	1	1	71	1	0	0	0	0	0	0	1	2
17:15	44	3	7	2	0	0	1	4	61	1	1	1	0	0	0	0	0	3
17:30	64	3	3	3	0	0	0	4	77	4	0	0	0	0	0	1	1	6
17:45	63	2	8	3	0	0	1	1	78	9	0	0	0	0	0	0	2	11
Hour	224	15	25	10	0	0	3	10	287	15	1	1	0	0	0	1	4	22
18:00	52	1	7	1	2	1	1	2	67	3	0	0	0	0	0	0	0	3
18:15	46	1	4	1	0	0	0	1	53	10	0	0	0	0	0	0	2	12
18:30	54	2	1	2	0	0	1	7	67	6	0	0	0	0	0	0	3	9
18:45	48	0	1	1	0	0	0	1	51	4	0	0	0	1	0	0	1	6
Hour	200	4	13	5	2	1	2	11	238	23	0	0	0	1	0	0	6	30
19:00	43	3	1	1	0	0	0	4	52	8	0	0	0	0	0	0	0	8
19:15	60	1	2	0	0	0	2	2	67	5	0	0	0	0	0	0	2	7
19:30	35	4	3	0	1	0	2	4	49	5	0	1	0	0	0	0	0	6
19:45	33	2	4	1	0	0	2	3	45	9	0	0	0	0	0	0	0	9
Hour	171	10	10	2	1	0	6	13	213	27	0	1	0	0	0	0	2	30
20:00	40	2	1	0	0	0	2	1	46	8	0	0	0	0	0	0	0	8
20:15	16	0	1	0	0	0	0	0	17	3	1	0	0	0	0	0	0	4
20:30	21	2	1	0	0	0	0	0	24	12	0	0	0	0	0	0	0	12
20:45	16	2	0	1	0	0	0	0	19	4	1	0	0	0	0	0	1	6
Hour	93	6	3	1	0	0	2	1	106	27	2	0	0	0	0	0	1	30
21:00	14	0	0	0	0	0	1	1	16	6	0	0	0	0	0	0	1	7
21:15	16	1	0	0	0	0	0	1	18	4	0	0	0	0	0	0	0	4
21:30	11	2	0	0	0	0	1	0	14	7	0	0	0	0	0	0	0	7
21:45	27	0	1	0	0	0	0	0	28	3	0	0	0	0	0	0	0	3
Hour	68	3	1	0	0	0	2	2	76	20	0	0	0	0	0	0	1	21
22:00	11	0	1	0	0	0	0	0	12	7	1	0	0	0	0	0	0	8
22:15	16	1	0	0	0	0	0	1	18	1	0	0	0	0	0	0	0	1
22:30	12	0	0	0	0	0	0	0	12	3	0	0	0	0	1	0	0	4
22:45	7	0	0	0	0	0	0	1	8	0	1	0	0	0	0	0	0	1
Hour	46	1	1	0	0	0	0	2	50	11	2	0	0	0	1	0	0	14
23:00	4	0	0	0	0	0	0	0	4	1	1	0	0	0	0	1	0	3
23:15	4	0	0	0	0	0	0	1	5	3	0	0	0	0	0	0	0	3
23:30	4	0	1	0	0	0	0	0	5	1	0	1	0	0	0	0	0	2
23:45	1	4	1	0	0	0	0	0	6	1	0	0	0	0	0	0	0	1
Hour	13	4	2	0	0	0	0	1	20	6	1	1	0	0	0	1	0	9
Total	1614	117	207	88	4	5	21	56	2112	216	9	13	6	2	2	3	22	273

Site No. 5
Location Bayview / Bath Street / Church Avenue / Beach Road(1) / Beach Road(2) / Sean Moore Road
Date 04 April 2017

Time	C to D - Church Avenue to Beach Road(1)								Veh. Total	C to C - Church Avenue to Church Avenue								Veh. Total
	CAR	TAXI	LGV	HGV	Dbus	Obus	M/C	P/C		CAR	TAXI	LGV	HGV	Dbus	Obus	M/C	P/C	
12:00	0	0	0	0	0	0	0	0	0	0	0	0	0	0	0	0	0	0
12:15	0	0	0	0	0	0	0	0	0	0	0	0	0	0	0	0	0	0
12:30	0	0	0	0	0	0	0	0	0	0	0	0	0	0	0	0	0	0
12:45	0	0	0	0	0	0	0	0	0	0	0	0	0	0	0	0	0	0
Hour	0	0	0	0	0	0	0	0	0	0	0	0	0	0	0	0	0	0
13:00	0	0	0	0	0	0	0	0	0	0	0	0	0	0	0	0	0	0
13:15	0	0	0	0	0	0	0	0	0	0	0	0	0	0	0	0	0	0
13:30	0	0	0	0	0	0	0	0	0	0	0	0	0	0	0	0	0	0
13:45	0	0	0	0	0	0	0	0	0	0	0	0	0	0	0	0	0	0
Hour	0	0	0	0	0	0	0	0	0	0	0	0	0	0	0	0	0	0
14:00	0	0	0	0	0	0	0	0	0	0	0	0	0	0	0	0	0	0
14:15	0	0	0	0	0	0	0	0	0	0	0	0	0	0	0	0	0	0
14:30	0	0	0	0	0	0	0	0	0	0	0	0	0	0	0	0	0	0
14:45	0	0	0	0	0	0	0	0	0	0	0	0	0	0	0	0	0	0
Hour	0	0	0	0	0	0	0	0	0	0	0	0	0	0	0	0	0	0
15:00	0	0	0	0	0	0	0	0	0	0	0	0	0	0	0	0	0	0
15:15	0	0	0	0	0	0	0	0	0	0	0	0	0	0	0	0	0	0
15:30	0	0	0	0	0	0	0	0	0	0	0	0	0	0	0	0	0	0
15:45	0	0	0	0	0	0	0	0	0	0	0	0	0	0	0	0	0	0
Hour	0	0	0	0	0	0	0	0	0	0	0	0	0	0	0	0	0	0
16:00	0	0	0	0	0	0	0	0	0	0	0	0	0	0	0	0	0	0
16:15	0	0	0	0	0	0	0	0	0	0	0	0	0	0	0	0	0	0
16:30	0	0	0	0	0	0	0	0	0	0	0	0	0	0	0	0	0	0
16:45	0	0	0	0	0	0	0	0	0	0	0	0	0	0	0	0	0	0
Hour	0	0	0	0	0	0	0	0	0	0	0	0	0	0	0	0	0	0
17:00	0	0	0	0	0	0	0	0	0	0	0	0	0	0	0	0	0	0
17:15	0	0	0	0	0	0	0	0	0	0	0	0	0	0	0	0	0	0
17:30	0	0	0	0	0	0	0	0	0	0	0	0	0	0	0	0	0	0
17:45	0	0	0	0	0	0	0	0	0	0	0	0	0	0	0	0	0	0
Hour	0	0	0	0	0	0	0	0	0	0	0	0	0	0	0	0	0	0
18:00	0	0	0	0	0	0	0	0	0	0	0	0	0	0	0	0	0	0
18:15	0	0	0	0	0	0	0	0	0	0	0	0	0	0	0	0	0	0
18:30	0	0	0	0	0	0	0	0	0	0	0	0	0	0	0	0	0	0
18:45	0	0	0	0	0	0	0	0	0	0	0	0	0	0	0	0	0	0
Hour	0	0	0	0	0	0	0	0	0	0	0	0	0	0	0	0	0	0
19:00	0	0	0	0	0	0	0	0	0	0	0	0	0	0	0	0	0	0
19:15	0	0	0	0	0	0	0	0	0	0	0	0	0	0	0	0	0	0
19:30	0	0	0	0	0	0	0	0	0	0	0	0	0	0	0	0	0	0
19:45	0	0	0	0	0	0	0	0	0	0	0	0	0	0	0	0	0	0
Hour	0	0	0	0	0	0	0	0	0	0	0	0	0	0	0	0	0	0
20:00	0	0	0	0	0	0	0	0	0	0	0	0	0	0	0	0	0	0
20:15	0	0	0	0	0	0	0	0	0	0	0	0	0	0	0	0	0	0
20:30	0	0	0	0	0	0	0	0	0	0	0	0	0	0	0	0	0	0
20:45	0	0	0	0	0	0	0	0	0	0	0	0	0	0	0	0	0	0
Hour	0	0	0	0	0	0	0	0	0	0	0	0	0	0	0	0	0	0
21:00	0	0	0	0	0	0	0	0	0	0	0	0	0	0	0	0	0	0
21:15	0	0	0	0	0	0	0	0	0	0	0	0	0	0	0	0	0	0
21:30	0	0	0	0	0	0	0	0	0	0	0	0	0	0	0	0	0	0
21:45	0	0	0	0	0	0	0	0	0	0	0	0	0	0	0	0	0	0
Hour	0	0	0	0	0	0	0	0	0	0	0	0	0	0	0	0	0	0
22:00	0	0	0	0	0	0	0	0	0	0	0	0	0	0	0	0	0	0
22:15	0	0	0	0	0	0	0	0	0	0	0	0	0	0	0	0	0	0
22:30	0	0	0	0	0	0	0	0	0	0	0	0	0	0	0	0	0	0
22:45	0	0	0	0	0	0	0	0	0	0	0	0	0	0	0	0	0	0
Hour	0	0	0	0	0	0	0	0	0	0	0	0	0	0	0	0	0	0
23:00	0	0	0	0	0	0	0	0	0	0	0	0	0	0	0	0	0	0
23:15	0	0	0	0	0	0	0	0	0	0	0	0	0	0	0	0	0	0
23:30	0	0	0	0	0	0	0	0	0	0	0	0	0	0	0	0	0	0
23:45	0	0	0	0	0	0	0	0	0	0	0	0	0	0	0	0	0	0
Hour	0	0	0	0	0	0	0	0	0	0	0	0	0	0	0	0	0	0
Total	0	0	0	0	0	0	0	0	0	0	0	0	0	0	0	0	0	0

Site No. 5
Location Bayview / Bath Street / Church Avenue / Beach Road(1) / Beach Road(2) / Sean Moore Road
Date 04 April 2017

Time	D to C - Beach Road(1) to Church Avenue								Veh. Total	D to B - Beach Road(1) to Bath Street								Veh. Total
	CAR	TAXI	LGV	HGV	Dbus	Obus	M/C	P/C		CAR	TAXI	LGV	HGV	Dbus	Obus	M/C	P/C	
12:00	20	1	7	5	0	0	0	1	34	39	4	5	0	0	0	0	2	50
12:15	32	1	6	3	0	0	0	0	42	48	1	16	1	0	0	0	1	67
12:30	16	2	3	6	0	0	0	1	28	35	0	14	2	0	0	1	1	53
12:45	21	2	5	3	0	0	0	3	34	32	1	3	2	0	1	1	4	44
Hour	89	6	21	17	0	0	0	5	138	154	6	38	5	0	1	2	8	214
13:00	20	0	6	3	0	0	0	1	30	45	2	12	1	0	0	1	2	63
13:15	29	1	8	4	0	0	0	1	43	47	2	3	1	0	0	1	3	57
13:30	18	0	0	2	0	0	0	8	28	38	2	6	1	0	0	1	2	50
13:45	15	3	7	4	0	0	0	2	31	53	2	10	1	0	1	0	2	69
Hour	82	4	21	13	0	0	0	12	132	183	8	31	4	0	1	3	9	239
14:00	16	0	4	7	0	0	1	1	29	40	1	7	1	0	0	1	0	50
14:15	16	0	5	4	1	0	0	1	27	45	0	10	2	0	2	0	2	61
14:30	23	0	1	2	0	0	0	1	27	62	0	10	0	0	0	1	2	75
14:45	27	3	4	3	0	0	0	0	37	49	0	5	1	0	0	1	3	59
Hour	82	3	14	16	1	0	1	3	120	196	1	32	4	0	2	3	7	245
15:00	13	0	3	3	0	0	0	0	19	50	2	7	1	0	1	0	1	62
15:15	23	1	2	5	0	0	0	2	33	50	0	5	1	0	1	0	2	59
15:30	26	2	4	0	0	1	0	2	35	44	2	9	0	0	0	0	1	56
15:45	13	2	2	2	0	0	0	1	20	51	0	6	3	0	0	0	6	66
Hour	75	5	11	10	0	1	0	5	107	195	4	27	5	0	2	0	10	243
16:00	15	1	1	3	0	0	1	3	24	68	3	1	1	0	1	1	6	81
16:15	14	1	1	3	0	1	0	3	23	44	2	4	0	0	0	2	3	55
16:30	25	1	3	0	0	0	1	2	32	62	2	10	1	0	0	2	0	77
16:45	17	1	4	1	0	0	0	0	23	53	3	5	1	0	0	0	5	67
Hour	71	4	9	7	0	1	2	8	102	227	10	20	3	0	1	5	14	280
17:00	26	0	2	1	0	0	0	2	31	38	4	9	0	0	0	3	5	59
17:15	21	1	0	0	0	0	1	5	28	24	4	3	0	0	0	2	9	42
17:30	21	0	2	0	0	0	2	3	28	46	1	7	0	0	0	2	5	61
17:45	17	2	2	0	1	0	0	3	25	42	3	10	2	0	0	1	4	62
Hour	85	3	6	1	1	0	3	13	112	150	12	29	2	0	0	8	23	224
18:00	22	0	0	1	0	0	0	2	25	58	3	3	0	0	0	0	9	73
18:15	26	0	2	2	0	0	0	2	32	49	3	7	0	0	0	0	0	59
18:30	22	0	0	2	0	0	0	2	26	70	1	4	0	0	0	2	2	79
18:45	15	0	0	1	0	0	1	3	20	67	4	2	0	0	0	0	6	79
Hour	85	0	2	6	0	0	1	9	103	244	11	16	0	0	0	2	17	290
19:00	27	1	2	0	0	0	1	0	31	51	3	2	0	0	0	1	6	63
19:15	21	0	0	0	0	1	2	1	25	48	5	5	0	0	0	2	4	64
19:30	24	1	1	0	0	0	0	2	28	39	6	4	0	0	0	0	5	54
19:45	23	2	3	0	1	0	0	1	30	45	1	1	0	0	0	0	3	50
Hour	95	4	6	0	1	1	3	4	114	183	15	12	0	0	0	3	18	231
20:00	11	0	0	0	0	0	1	3	15	41	2	3	0	0	0	0	2	48
20:15	22	0	0	0	0	0	0	2	24	30	2	2	0	0	0	1	2	37
20:30	19	2	1	0	0	0	0	1	23	41	0	2	0	0	0	1	2	46
20:45	13	1	1	1	0	0	0	1	17	49	0	2	0	0	0	0	2	53
Hour	65	3	2	1	0	0	1	7	79	161	4	9	0	0	0	2	8	184
21:00	11	0	0	0	0	0	0	4	15	37	0	0	0	0	0	0	1	38
21:15	7	0	0	0	0	0	0	0	7	41	0	4	0	0	0	1	0	46
21:30	14	1	1	0	0	0	0	0	16	27	0	2	0	0	0	1	1	31
21:45	9	0	0	0	0	0	0	0	9	26	0	2	0	0	0	0	1	29
Hour	41	1	1	0	0	0	0	4	47	131	0	8	0	0	0	2	3	144
22:00	6	1	0	1	0	0	0	0	8	27	0	0	0	0	0	0	1	28
22:15	3	1	0	0	0	0	0	1	5	22	0	0	0	0	0	0	0	22
22:30	1	0	0	0	0	0	0	0	1	20	0	0	0	0	0	0	0	20
22:45	4	1	0	0	0	0	0	1	6	16	0	0	0	0	0	0	2	18
Hour	14	3	0	1	0	0	0	2	20	85	0	0	0	0	0	0	3	88
23:00	2	0	1	0	0	0	0	0	3	13	5	2	0	0	0	0	0	20
23:15	4	4	0	0	0	0	0	1	9	13	3	0	0	0	0	0	1	17
23:30	0	0	2	0	0	0	0	0	2	6	1	0	0	0	0	0	1	8
23:45	3	0	1	0	0	0	0	0	4	7	2	0	0	0	0	0	1	10
Hour	9	4	4	0	0	0	0	1	18	39	11	2	0	0	0	0	3	55
Total	793	40	97	72	3	3	11	73	1092	1948	82	224	23	0	7	30	123	2437

Site No. 5
Location Bayview / Bath Street / Church Avenue / Beach Road(1) / Beach Road(2) / Sean Moore Road
Date 04 April 2017

Time	D to A - Beach Road(1) to Bayview								Veh. Total	D to F - Beach Road(1) to Sean Moore Road								Veh. Total
	CAR	TAXI	LGV	HGV	Dbus	Obus	M/C	P/C		CAR	TAXI	LGV	HGV	Dbus	Obus	M/C	P/C	
12:00	0	0	0	0	0	0	0	0	0	87	6	8	5	0	0	0	0	106
12:15	0	0	0	0	0	0	0	0	0	72	4	18	4	0	0	0	2	100
12:30	0	0	0	0	0	0	0	0	0	64	2	15	6	0	0	1	0	88
12:45	0	0	0	0	0	0	0	0	0	57	4	8	7	0	0	2	1	79
Hour	0	0	0	0	0	0	0	0	0	280	16	49	22	0	0	3	3	373
13:00	0	0	0	0	0	0	0	0	0	72	6	15	11	0	0	0	0	104
13:15	0	0	0	0	0	0	0	0	0	66	3	9	5	0	1	0	0	84
13:30	0	0	0	0	0	0	0	0	0	76	5	7	3	0	0	0	1	92
13:45	0	0	0	0	0	0	0	0	0	62	8	9	5	1	0	0	0	85
Hour	0	0	0	0	0	0	0	0	0	276	22	40	24	1	1	0	1	365
14:00	0	0	0	0	0	0	0	0	0	75	5	6	3	0	1	0	1	91
14:15	0	0	0	0	0	0	0	0	0	57	8	5	3	0	0	1	2	76
14:30	0	0	0	0	0	0	0	0	0	68	5	5	6	0	0	1	0	85
14:45	0	0	0	0	0	0	0	0	0	68	8	16	5	0	0	1	0	98
Hour	0	0	0	0	0	0	0	0	0	268	26	32	17	0	1	3	3	350
15:00	0	0	0	0	0	0	0	0	0	66	8	10	6	0	0	0	0	90
15:15	0	0	0	0	0	0	0	0	0	73	2	12	2	0	0	1	0	90
15:30	0	0	0	0	0	0	0	0	0	93	6	10	2	0	0	0	1	112
15:45	0	0	0	0	0	0	0	0	0	76	4	15	4	0	1	3	2	105
Hour	0	0	0	0	0	0	0	0	0	308	20	47	14	0	1	4	3	397
16:00	0	0	0	0	0	0	0	0	0	96	5	16	7	0	1	2	0	127
16:15	0	0	0	0	0	0	0	0	0	133	8	18	4	1	0	4	1	169
16:30	0	0	0	0	0	0	0	0	0	101	8	14	4	0	0	1	2	130
16:45	0	0	0	0	0	0	0	0	0	101	3	14	3	0	0	2	1	124
Hour	0	0	0	0	0	0	0	0	0	431	24	62	18	1	1	9	4	550
17:00	0	0	0	0	0	0	0	0	0	89	2	11	2	0	1	3	1	109
17:15	0	0	0	0	0	0	0	0	0	80	0	8	2	0	0	5	2	97
17:30	0	0	0	0	0	0	0	0	0	92	1	6	3	0	1	5	2	110
17:45	0	0	0	0	0	0	0	0	0	101	1	14	4	0	0	3	1	124
Hour	0	0	0	0	0	0	0	0	0	362	4	39	11	0	2	16	6	440
18:00	0	0	0	0	0	0	0	0	0	90	3	10	1	0	0	3	4	111
18:15	0	0	0	0	0	0	0	0	0	81	2	7	0	1	0	4	4	99
18:30	0	0	0	0	0	0	0	0	0	77	1	3	1	0	1	6	4	93
18:45	0	0	0	0	0	0	0	0	0	81	1	7	1	0	1	4	3	98
Hour	0	0	0	0	0	0	0	0	0	329	7	27	3	1	2	17	15	401
19:00	0	0	0	0	0	0	0	0	0	96	2	7	2	0	0	2	2	111
19:15	0	0	0	0	0	0	0	0	0	85	0	5	0	0	0	2	3	95
19:30	0	0	0	0	0	0	0	0	0	79	1	5	2	0	0	1	5	93
19:45	0	0	0	0	0	0	0	0	0	54	0	2	1	1	0	1	2	61
Hour	0	0	0	0	0	0	0	0	0	314	3	19	5	1	0	6	12	360
20:00	0	0	0	0	0	0	0	0	0	45	3	3	2	0	0	0	1	54
20:15	0	0	0	0	0	0	0	0	0	45	2	2	0	0	0	4	0	53
20:30	0	0	0	0	0	0	0	0	0	30	2	1	0	0	0	1	2	36
20:45	0	0	0	0	0	0	0	0	0	37	0	1	0	0	0	1	1	40
Hour	0	0	0	0	0	0	0	0	0	157	7	7	2	0	0	6	4	183
21:00	0	0	0	0	0	0	0	0	0	25	1	0	2	1	0	1	0	30
21:15	0	0	0	0	0	0	0	0	0	38	2	1	2	0	0	0	0	43
21:30	0	0	0	0	0	0	0	0	0	29	1	2	1	0	0	0	0	33
21:45	0	0	0	0	0	0	0	0	0	33	1	0	0	0	0	2	0	36
Hour	0	0	0	0	0	0	0	0	0	125	5	3	5	1	0	3	0	142
22:00	0	0	0	0	0	0	0	0	0	22	2	2	1	0	0	3	0	30
22:15	0	0	0	0	0	0	0	0	0	20	0	0	0	0	0	1	1	22
22:30	0	0	0	0	0	0	0	0	0	13	0	1	3	0	0	3	0	20
22:45	0	0	0	0	0	0	0	0	0	23	1	1	1	0	0	0	0	26
Hour	0	0	0	0	0	0	0	0	0	78	3	4	5	0	0	7	1	98
23:00	0	0	0	0	0	0	0	0	0	10	0	0	0	0	0	0	0	10
23:15	0	0	0	0	0	0	0	0	0	18	0	0	0	0	0	0	0	18
23:30	0	0	0	0	0	0	0	0	0	5	1	0	0	0	0	0	0	6
23:45	0	0	0	0	0	0	0	0	0	9	0	0	1	0	0	2	0	12
Hour	0	0	0	0	0	0	0	0	0	42	1	0	1	0	0	2	0	46
Total	0	0	0	0	0	0	0	0	0	2970	138	329	127	5	8	76	52	3705

Site No. 5
Location Bayview / Bath Street / Church Avenue / Beach Road(1) / Beach Road(2) / Sean Moore Road
Date 04 April 2017

Time	D to E - Beach Road(1) to Beach Road(2)								Veh. Total	D to D - Beach Road(1) to Beach Road(1)								Veh. Total
	CAR	TAXI	LGV	HGV	Dbus	Obus	M/C	P/C		CAR	TAXI	LGV	HGV	Dbus	Obus	M/C	P/C	
12:00	0	0	0	0	0	1	0	0	1	0	0	0	0	0	0	0	0	0
12:15	0	0	0	0	0	0	0	0	0	0	0	0	0	0	0	0	0	0
12:30	0	0	0	0	0	0	0	0	0	0	0	0	0	0	0	0	0	0
12:45	0	0	0	0	0	0	0	0	0	0	0	0	0	0	0	0	0	0
Hour	0	0	0	0	0	1	0	0	1	0	0	0	0	0	0	0	0	0
13:00	1	0	2	0	0	0	0	0	3	0	0	0	0	0	0	0	0	0
13:15	0	0	1	0	0	0	0	0	1	0	0	0	0	0	0	0	0	0
13:30	5	0	0	0	0	0	0	0	5	0	0	0	0	0	0	0	0	0
13:45	1	0	0	0	0	0	0	0	1	0	0	0	0	0	0	0	0	0
Hour	7	0	3	0	0	0	0	0	10	0	0	0	0	0	0	0	0	0
14:00	1	0	1	0	0	0	0	0	2	0	0	0	0	0	0	0	0	0
14:15	2	0	0	0	0	0	0	0	2	0	0	0	0	0	0	0	0	0
14:30	0	0	0	0	0	0	0	0	0	0	0	0	0	0	0	0	0	0
14:45	2	0	0	0	0	0	0	0	2	0	0	0	0	0	0	0	0	0
Hour	5	0	1	0	0	0	0	0	6	0	0	0	0	0	0	0	0	0
15:00	0	0	0	1	0	0	0	0	1	0	0	0	0	0	0	0	0	0
15:15	0	0	0	0	0	0	0	0	0	0	0	0	0	0	0	0	0	0
15:30	1	0	0	0	0	0	0	0	1	0	0	0	0	0	0	0	0	0
15:45	4	0	1	0	0	0	0	0	5	0	0	0	0	0	0	0	0	0
Hour	5	0	1	1	0	0	0	0	7	0	0	0	0	0	0	0	0	0
16:00	1	0	0	0	0	0	0	0	1	0	0	0	0	0	0	0	0	0
16:15	0	0	0	0	0	0	0	0	0	0	0	0	0	0	0	0	0	0
16:30	1	0	0	0	0	0	0	0	1	0	0	0	0	0	0	0	0	0
16:45	1	0	0	0	0	0	0	0	1	0	0	0	0	0	0	0	0	0
Hour	3	0	0	0	0	0	0	0	3	0	0	0	0	0	0	0	0	0
17:00	0	0	0	0	0	0	0	0	0	0	0	0	0	0	0	0	0	0
17:15	1	0	0	0	0	0	0	0	1	0	0	0	0	0	0	0	0	0
17:30	1	0	0	0	0	0	0	0	1	0	0	0	0	0	0	0	0	0
17:45	1	0	0	0	0	0	0	0	1	0	0	0	0	0	0	0	0	0
Hour	3	0	0	0	0	0	0	0	3	0	0	0	0	0	0	0	0	0
18:00	1	1	0	0	0	0	0	0	2	0	0	0	0	0	0	0	0	0
18:15	2	0	0	0	0	0	0	0	2	0	0	0	0	0	0	0	0	0
18:30	1	0	0	0	0	0	0	0	1	0	0	0	0	0	0	0	0	0
18:45	2	0	0	0	0	0	0	0	2	0	0	0	0	0	0	0	0	0
Hour	6	1	0	0	0	0	0	0	7	0	0	0	0	0	0	0	0	0
19:00	2	0	0	0	0	0	0	0	2	0	0	0	0	0	0	0	0	0
19:15	1	0	0	0	0	0	0	0	1	0	0	0	0	0	0	0	0	0
19:30	0	0	0	0	0	0	0	0	0	0	0	0	0	0	0	0	0	0
19:45	0	0	0	0	0	0	0	0	0	0	0	0	0	0	0	0	0	0
Hour	3	0	0	0	0	0	0	0	3	0	0	0	0	0	0	0	0	0
20:00	2	0	0	0	0	0	0	0	2	0	0	0	0	0	0	0	0	0
20:15	1	0	0	0	0	0	0	0	1	0	0	0	0	0	0	0	0	0
20:30	1	0	0	0	0	0	0	0	1	0	0	0	0	0	0	0	0	0
20:45	0	0	0	0	0	0	0	0	0	0	0	0	0	0	0	0	0	0
Hour	4	0	0	0	0	0	0	0	4	0	0	0	0	0	0	0	0	0
21:00	0	0	0	0	0	0	0	0	0	0	0	0	0	0	0	0	0	0
21:15	2	0	0	0	0	0	0	0	2	0	0	0	0	0	0	0	0	0
21:30	1	0	0	0	0	0	0	0	1	0	0	0	0	0	0	0	0	0
21:45	0	0	0	0	0	0	0	0	0	0	0	0	0	0	0	0	0	0
Hour	3	0	0	0	0	0	0	0	3	0	0	0	0	0	0	0	0	0
22:00	1	0	0	0	0	0	0	0	1	0	0	0	0	0	0	0	0	0
22:15	0	0	0	0	0	0	0	0	0	0	0	0	0	0	0	0	0	0
22:30	0	0	0	0	0	0	0	0	0	0	0	0	0	0	0	0	0	0
22:45	0	0	0	0	0	0	0	0	0	0	0	0	0	0	0	0	0	0
Hour	1	0	0	0	0	0	0	0	1	0	0	0	0	0	0	0	0	0
23:00	0	0	0	0	0	0	0	0	0	0	0	0	0	0	0	0	0	0
23:15	0	0	0	0	0	0	0	0	0	0	0	0	0	0	0	0	0	0
23:30	0	0	0	0	0	0	0	0	0	0	0	0	0	0	0	0	0	0
23:45	0	0	0	0	0	0	0	0	0	0	0	0	0	0	0	0	0	0
Hour	0	0	0	0	0	0	0	0	0	0	0	0	0	0	0	0	0	0
Total	40	1	5	1	0	1	0	0	48	0	0	0	0	0	0	0	0	0

Site No. 5
Location Bayview / Bath Street / Church Avenue / Beach Road(1) / Beach Road(2) / Sean Moore Road
Date 04 April 2017

Time	E to D - Beach Road(2) to Beach Road(1)								Veh. Total	E to C - Beach Road(2) to Church Avenue								Veh. Total
	CAR	TAXI	LGV	HGV	Dbus	Obus	M/C	P/C		CAR	TAXI	LGV	HGV	Dbus	Obus	M/C	P/C	
12:00	0	0	0	0	0	0	0	0	0	0	0	0	0	0	0	0	0	0
12:15	0	0	0	0	0	0	0	0	0	0	0	0	0	0	0	0	0	0
12:30	0	0	0	0	0	0	0	0	0	0	0	0	0	0	0	0	0	0
12:45	0	0	0	0	0	0	0	0	0	0	0	0	0	0	0	0	0	0
Hour	0	0	0	0	0	0	0	0	0	0	0	0	0	0	0	0	0	0
13:00	0	0	0	0	0	0	0	0	0	0	0	0	0	0	0	0	0	0
13:15	0	0	0	0	0	0	0	0	0	0	0	0	0	0	0	0	0	0
13:30	0	0	0	0	0	0	0	0	0	0	0	0	0	0	0	0	0	0
13:45	0	0	0	0	0	0	0	0	0	0	0	0	0	0	0	0	0	0
Hour	0	0	0	0	0	0	0	0	0	0	0	0	0	0	0	0	0	0
14:00	0	0	0	0	0	0	0	0	0	0	0	0	0	0	0	0	0	0
14:15	0	0	0	0	0	0	0	0	0	0	0	0	0	0	0	0	0	0
14:30	0	0	0	0	0	0	0	0	0	0	0	0	0	0	0	0	0	0
14:45	0	0	0	0	0	0	0	0	0	0	0	0	0	0	0	0	0	0
Hour	0	0	0	0	0	0	0	0	0	0	0	0	0	0	0	0	0	0
15:00	0	0	0	0	0	0	0	0	0	0	0	0	0	0	0	0	0	0
15:15	0	0	0	0	0	0	0	0	0	0	0	0	0	0	0	0	0	0
15:30	0	0	0	0	0	0	0	0	0	0	0	0	0	0	0	0	0	0
15:45	0	0	0	0	0	0	0	0	0	0	0	0	0	0	0	0	0	0
Hour	0	0	0	0	0	0	0	0	0	0	0	0	0	0	0	0	0	0
16:00	0	0	0	0	0	0	0	0	0	0	0	0	0	0	0	0	0	0
16:15	0	0	0	0	0	0	0	0	0	0	0	0	0	0	0	0	0	0
16:30	0	0	0	0	0	0	0	0	0	0	0	0	0	0	0	0	0	0
16:45	0	0	0	0	0	0	0	0	0	0	0	0	0	0	0	0	0	0
Hour	0	0	0	0	0	0	0	0	0	0	0	0	0	0	0	0	0	0
17:00	0	0	0	0	0	0	0	0	0	0	0	0	0	0	0	0	0	0
17:15	0	0	0	0	0	0	0	0	0	0	0	0	0	0	0	0	0	0
17:30	0	0	0	0	0	0	0	0	0	0	0	0	0	0	0	0	0	0
17:45	0	0	0	0	0	0	0	0	0	0	0	0	0	0	0	0	0	0
Hour	0	0	0	0	0	0	0	0	0	0	0	0	0	0	0	0	0	0
18:00	0	0	0	0	0	0	0	0	0	0	0	0	0	0	0	0	0	0
18:15	0	0	0	0	0	0	0	0	0	0	0	0	0	0	0	0	0	0
18:30	0	0	0	0	0	0	0	0	0	0	0	0	0	0	0	0	0	0
18:45	0	0	0	0	0	0	0	0	0	0	0	0	0	0	0	0	0	0
Hour	0	0	0	0	0	0	0	0	0	0	0	0	0	0	0	0	0	0
19:00	0	0	0	0	0	0	0	0	0	0	0	0	0	0	0	0	0	0
19:15	0	0	0	0	0	0	0	0	0	0	0	0	0	0	0	0	0	0
19:30	0	0	0	0	0	0	0	0	0	0	0	0	0	0	0	0	0	0
19:45	0	0	0	0	0	0	0	0	0	0	0	0	0	0	0	0	0	0
Hour	0	0	0	0	0	0	0	0	0	0	0	0	0	0	0	0	0	0
20:00	0	0	0	0	0	0	0	0	0	0	0	0	0	0	0	0	0	0
20:15	0	0	0	0	0	0	0	0	0	0	0	0	0	0	0	0	0	0
20:30	0	0	0	0	0	0	0	0	0	0	0	0	0	0	0	0	0	0
20:45	0	0	0	0	0	0	0	0	0	0	0	0	0	0	0	0	0	0
Hour	0	0	0	0	0	0	0	0	0	0	0	0	0	0	0	0	0	0
21:00	0	0	0	0	0	0	0	0	0	0	0	0	0	0	0	0	0	0
21:15	0	0	0	0	0	0	0	0	0	0	0	0	0	0	0	0	0	0
21:30	0	0	0	0	0	0	0	0	0	0	0	0	0	0	0	0	0	0
21:45	0	0	0	0	0	0	0	0	0	0	0	0	0	0	0	0	0	0
Hour	0	0	0	0	0	0	0	0	0	0	0	0	0	0	0	0	0	0
22:00	0	0	0	0	0	0	0	0	0	0	0	0	0	0	0	0	0	0
22:15	0	0	0	0	0	0	0	0	0	0	0	0	0	0	0	0	0	0
22:30	0	0	0	0	0	0	0	0	0	0	0	0	0	0	0	0	0	0
22:45	0	0	0	0	0	0	0	0	0	0	0	0	0	0	0	0	0	0
Hour	0	0	0	0	0	0	0	0	0	0	0	0	0	0	0	0	0	0
23:00	0	0	0	0	0	0	0	0	0	0	0	0	0	0	0	0	0	0
23:15	0	0	0	0	0	0	0	0	0	0	0	0	0	0	0	0	0	0
23:30	0	0	0	0	0	0	0	0	0	0	0	0	0	0	0	0	0	0
23:45	0	0	0	0	0	0	0	0	0	0	0	0	0	0	0	0	0	0
Hour	0	0	0	0	0	0	0	0	0	0	0	0	0	0	0	0	0	0
Total	0	0	0	0	0	0	0	0	0	0	0	0	0	0	0	0	0	0

Site No. 5
Location Bayview / Bath Street / Church Avenue / Beach Road(1) / Beach Road(2) / Sean Moore Road
Date 04 April 2017

Time	E to B - Beach Road(2) to Bath Street								Veh. Total	E to A - Beach Road(2) to Bayview								Veh. Total
	CAR	TAXI	LGV	HGV	Dbus	Obus	M/C	P/C		CAR	TAXI	LGV	HGV	Dbus	Obus	M/C	P/C	
12:00	0	0	0	0	0	0	0	0	0	0	0	0	0	0	0	0	0	0
12:15	0	0	0	0	0	0	0	0	0	0	0	0	0	0	0	0	0	0
12:30	0	0	0	0	0	0	0	0	0	0	0	0	0	0	0	0	0	0
12:45	0	0	0	0	0	0	0	0	0	0	0	0	0	0	0	0	0	0
Hour	0	0	0	0	0	0	0	0	0	0	0	0	0	0	0	0	0	0
13:00	0	0	0	0	0	0	0	0	0	0	0	0	0	0	0	0	0	0
13:15	0	0	0	0	0	0	0	0	0	0	0	0	0	0	0	0	0	0
13:30	0	0	0	0	0	0	0	0	0	0	0	0	0	0	0	0	0	0
13:45	0	0	0	0	0	0	0	0	0	0	0	0	0	0	0	0	0	0
Hour	0	0	0	0	0	0	0	0	0	0	0	0	0	0	0	0	0	0
14:00	0	0	0	0	0	0	0	0	0	0	0	0	0	0	0	0	0	0
14:15	0	0	0	0	0	0	0	0	0	0	0	0	0	0	0	0	0	0
14:30	0	0	0	0	0	0	0	0	0	0	0	0	0	0	0	0	0	0
14:45	0	0	0	0	0	0	0	0	0	0	0	0	0	0	0	0	0	0
Hour	0	0	0	0	0	0	0	0	0	0	0	0	0	0	0	0	0	0
15:00	0	0	0	0	0	0	0	0	0	0	0	0	0	0	0	0	0	0
15:15	0	0	0	0	0	0	0	0	0	0	0	0	0	0	0	0	0	0
15:30	0	0	0	0	0	0	0	0	0	0	0	0	0	0	0	0	0	0
15:45	0	0	0	0	0	0	0	0	0	0	0	0	0	0	0	0	0	0
Hour	0	0	0	0	0	0	0	0	0	0	0	0	0	0	0	0	0	0
16:00	0	0	0	0	0	0	0	0	0	0	0	0	0	0	0	0	0	0
16:15	0	0	0	0	0	0	0	0	0	0	0	0	0	0	0	0	0	0
16:30	0	0	0	0	0	0	0	0	0	0	0	0	0	0	0	0	0	0
16:45	0	0	0	0	0	0	0	0	0	0	0	0	0	0	0	0	0	0
Hour	0	0	0	0	0	0	0	0	0	0	0	0	0	0	0	0	0	0
17:00	0	0	0	0	0	0	0	0	0	0	0	0	0	0	0	0	0	0
17:15	0	0	0	0	0	0	0	0	0	0	0	0	0	0	0	0	0	0
17:30	0	0	0	0	0	0	0	0	0	0	0	0	0	0	0	0	0	0
17:45	0	0	0	0	0	0	0	0	0	0	0	0	0	0	0	0	0	0
Hour	0	0	0	0	0	0	0	0	0	0	0	0	0	0	0	0	0	0
18:00	0	0	0	0	0	0	0	0	0	0	0	0	0	0	0	0	0	0
18:15	0	0	0	0	0	0	0	0	0	0	0	0	0	0	0	0	0	0
18:30	0	0	0	0	0	0	0	0	0	0	0	0	0	0	0	0	0	0
18:45	0	0	0	0	0	0	0	0	0	0	0	0	0	0	0	0	0	0
Hour	0	0	0	0	0	0	0	0	0	0	0	0	0	0	0	0	0	0
19:00	0	0	0	0	0	0	0	0	0	0	0	0	0	0	0	0	0	0
19:15	0	0	0	0	0	0	0	0	0	0	0	0	0	0	0	0	0	0
19:30	0	0	0	0	0	0	0	0	0	0	0	0	0	0	0	0	0	0
19:45	0	0	0	0	0	0	0	0	0	0	0	0	0	0	0	0	0	0
Hour	0	0	0	0	0	0	0	0	0	0	0	0	0	0	0	0	0	0
20:00	0	0	0	0	0	0	0	0	0	0	0	0	0	0	0	0	0	0
20:15	0	0	0	0	0	0	0	0	0	0	0	0	0	0	0	0	0	0
20:30	0	0	0	0	0	0	0	0	0	0	0	0	0	0	0	0	0	0
20:45	0	0	0	0	0	0	0	0	0	0	0	0	0	0	0	0	0	0
Hour	0	0	0	0	0	0	0	0	0	0	0	0	0	0	0	0	0	0
21:00	0	0	0	0	0	0	0	0	0	0	0	0	0	0	0	0	0	0
21:15	0	0	0	0	0	0	0	0	0	0	0	0	0	0	0	0	0	0
21:30	0	0	0	0	0	0	0	0	0	0	0	0	0	0	0	0	0	0
21:45	0	0	0	0	0	0	0	0	0	0	0	0	0	0	0	0	0	0
Hour	0	0	0	0	0	0	0	0	0	0	0	0	0	0	0	0	0	0
22:00	0	0	0	0	0	0	0	0	0	0	0	0	0	0	0	0	0	0
22:15	0	0	0	0	0	0	0	0	0	0	0	0	0	0	0	0	0	0
22:30	0	0	0	0	0	0	0	0	0	0	0	0	0	0	0	0	0	0
22:45	0	0	0	0	0	0	0	0	0	0	0	0	0	0	0	0	0	0
Hour	0	0	0	0	0	0	0	0	0	0	0	0	0	0	0	0	0	0
23:00	0	0	0	0	0	0	0	0	0	0	0	0	0	0	0	0	0	0
23:15	0	0	0	0	0	0	0	0	0	0	0	0	0	0	0	0	0	0
23:30	0	0	0	0	0	0	0	0	0	0	0	0	0	0	0	0	0	0
23:45	0	0	0	0	0	0	0	0	0	0	0	0	0	0	0	0	0	0
Hour	0	0	0	0	0	0	0	0	0	0	0	0	0	0	0	0	0	0
Total	0	0	0	0	0	0	0	0	0	0	0	0	0	0	0	0	0	0

Site No. 5
Location Bayview / Bath Street / Church Avenue / Beach Road(1) / Beach Road(2) / Sean Moore Road
Date 04 April 2017

Time	E to F - Beach Road(2) to Sean Moore Road								Veh. Total	E to E - Beach Road(2) to Beach Road(2)								Veh. Total
	CAR	TAXI	LGV	HGV	Dbus	Obus	M/C	P/C		CAR	TAXI	LGV	HGV	Dbus	Obus	M/C	P/C	
12:00	0	0	0	0	0	0	0	0	0	0	0	0	0	0	0	0	0	0
12:15	0	0	0	0	0	0	0	0	0	0	0	0	0	0	0	0	0	0
12:30	0	0	0	0	0	0	0	0	0	0	0	0	0	0	0	0	0	0
12:45	0	0	0	0	0	0	0	0	0	0	0	0	0	0	0	0	0	0
Hour	0	0	0	0	0	0	0	0	0	0	0	0	0	0	0	0	0	0
13:00	0	0	0	0	0	0	0	0	0	0	0	0	0	0	0	0	0	0
13:15	0	0	0	0	0	0	0	0	0	0	0	0	0	0	0	0	0	0
13:30	0	0	0	0	0	0	0	0	0	0	0	0	0	0	0	0	0	0
13:45	0	0	0	0	0	0	0	0	0	0	0	0	0	0	0	0	0	0
Hour	0	0	0	0	0	0	0	0	0	0	0	0	0	0	0	0	0	0
14:00	0	0	0	0	0	0	0	0	0	0	0	0	0	0	0	0	0	0
14:15	0	0	0	0	0	0	0	0	0	0	0	0	0	0	0	0	0	0
14:30	0	0	0	0	0	0	0	0	0	0	0	0	0	0	0	0	0	0
14:45	0	0	0	0	0	0	0	0	0	0	0	0	0	0	0	0	0	0
Hour	0	0	0	0	0	0	0	0	0	0	0	0	0	0	0	0	0	0
15:00	0	0	0	0	0	0	0	0	0	0	0	0	0	0	0	0	0	0
15:15	0	0	0	0	0	0	0	0	0	0	0	0	0	0	0	0	0	0
15:30	0	0	0	0	0	0	0	0	0	0	0	0	0	0	0	0	0	0
15:45	0	0	0	0	0	0	0	0	0	0	0	0	0	0	0	0	0	0
Hour	0	0	0	0	0	0	0	0	0	0	0	0	0	0	0	0	0	0
16:00	0	0	0	0	0	0	0	0	0	0	0	0	0	0	0	0	0	0
16:15	0	0	0	0	0	0	0	0	0	0	0	0	0	0	0	0	0	0
16:30	0	0	0	0	0	0	0	0	0	0	0	0	0	0	0	0	0	0
16:45	0	0	0	0	0	0	0	0	0	0	0	0	0	0	0	0	0	0
Hour	0	0	0	0	0	0	0	0	0	0	0	0	0	0	0	0	0	0
17:00	0	0	0	0	0	0	0	0	0	0	0	0	0	0	0	0	0	0
17:15	0	0	0	0	0	0	0	0	0	0	0	0	0	0	0	0	0	0
17:30	0	0	0	0	0	0	0	0	0	0	0	0	0	0	0	0	0	0
17:45	0	0	0	0	0	0	0	0	0	0	0	0	0	0	0	0	0	0
Hour	0	0	0	0	0	0	0	0	0	0	0	0	0	0	0	0	0	0
18:00	0	0	0	0	0	0	0	0	0	0	0	0	0	0	0	0	0	0
18:15	0	0	0	0	0	0	0	0	0	0	0	0	0	0	0	0	0	0
18:30	0	0	0	0	0	0	0	0	0	0	0	0	0	0	0	0	0	0
18:45	0	0	0	0	0	0	0	0	0	0	0	0	0	0	0	0	0	0
Hour	0	0	0	0	0	0	0	0	0	0	0	0	0	0	0	0	0	0
19:00	0	0	0	0	0	0	0	0	0	0	0	0	0	0	0	0	0	0
19:15	0	0	0	0	0	0	0	0	0	0	0	0	0	0	0	0	0	0
19:30	0	0	0	0	0	0	0	0	0	0	0	0	0	0	0	0	0	0
19:45	0	0	0	0	0	0	0	0	0	0	0	0	0	0	0	0	0	0
Hour	0	0	0	0	0	0	0	0	0	0	0	0	0	0	0	0	0	0
20:00	0	0	0	0	0	0	0	0	0	0	0	0	0	0	0	0	0	0
20:15	0	0	0	0	0	0	0	0	0	0	0	0	0	0	0	0	0	0
20:30	0	0	0	0	0	0	0	0	0	0	0	0	0	0	0	0	0	0
20:45	0	0	0	0	0	0	0	0	0	0	0	0	0	0	0	0	0	0
Hour	0	0	0	0	0	0	0	0	0	0	0	0	0	0	0	0	0	0
21:00	0	0	0	0	0	0	0	0	0	0	0	0	0	0	0	0	0	0
21:15	0	0	0	0	0	0	0	0	0	0	0	0	0	0	0	0	0	0
21:30	0	0	0	0	0	0	0	0	0	0	0	0	0	0	0	0	0	0
21:45	0	0	0	0	0	0	0	0	0	0	0	0	0	0	0	0	0	0
Hour	0	0	0	0	0	0	0	0	0	0	0	0	0	0	0	0	0	0
22:00	0	0	0	0	0	0	0	0	0	0	0	0	0	0	0	0	0	0
22:15	0	0	0	0	0	0	0	0	0	0	0	0	0	0	0	0	0	0
22:30	0	0	0	0	0	0	0	0	0	0	0	0	0	0	0	0	0	0
22:45	0	0	0	0	0	0	0	0	0	0	0	0	0	0	0	0	0	0
Hour	0	0	0	0	0	0	0	0	0	0	0	0	0	0	0	0	0	0
23:00	0	0	0	0	0	0	0	0	0	0	0	0	0	0	0	0	0	0
23:15	0	0	0	0	0	0	0	0	0	0	0	0	0	0	0	0	0	0
23:30	0	0	0	0	0	0	0	0	0	0	0	0	0	0	0	0	0	0
23:45	0	0	0	0	0	0	0	0	0	0	0	0	0	0	0	0	0	0
Hour	0	0	0	0	0	0	0	0	0	0	0	0	0	0	0	0	0	0
Total	0	0	0	0	0	0	0	0	0	0	0	0	0	0	0	0	0	0

Site No. 5
Location Bayview / Bath Street / Church Avenue / Beach Road(1) / Beach Road(2) / Sean Moore Road
Date 04 April 2017

Time	F to E - Sean Moore Road to Beach Road(2)								Veh. Total	F to D - Sean Moore Road to Beach Road(1)								Veh. Total
	CAR	TAXI	LGV	HGV	Dbus	Obus	M/C	P/C		CAR	TAXI	LGV	HGV	Dbus	Obus	M/C	P/C	
12:00	0	0	0	0	0	0	0	0	0	0	0	0	0	0	0	0	0	0
12:15	0	0	0	0	0	0	0	0	0	0	0	0	0	0	0	0	0	0
12:30	0	0	0	0	0	0	0	0	0	0	0	0	0	0	0	0	0	0
12:45	0	0	0	0	0	0	0	0	0	0	0	0	0	0	0	0	0	0
Hour	0	0	0	0	0	0	0	0	0	0	0	0	0	0	0	0	0	0
13:00	0	0	0	0	0	0	0	0	0	0	0	0	0	0	0	0	0	0
13:15	0	0	0	0	0	0	0	0	0	0	0	0	0	0	0	0	0	0
13:30	0	0	0	0	0	0	0	0	0	0	0	0	0	0	0	0	0	0
13:45	0	0	0	0	0	0	0	0	0	0	0	0	0	0	0	0	0	0
Hour	0	0	0	0	0	0	0	0	0	0	0	0	0	0	0	0	0	0
14:00	0	0	0	0	0	0	0	0	0	0	0	0	0	0	0	0	0	0
14:15	0	0	0	0	0	0	0	0	0	0	0	0	0	0	0	0	0	0
14:30	0	0	0	0	0	0	0	0	0	0	0	0	0	0	0	0	0	0
14:45	0	0	0	0	0	0	0	0	0	0	0	0	0	0	0	0	0	0
Hour	0	0	0	0	0	0	0	0	0	0	0	0	0	0	0	0	0	0
15:00	0	0	0	0	0	0	0	0	0	0	0	0	0	0	0	0	0	0
15:15	0	0	0	0	0	0	0	0	0	0	0	0	0	0	0	0	0	0
15:30	0	0	0	0	0	0	0	0	0	0	0	0	0	0	0	0	0	0
15:45	0	0	0	0	0	0	0	0	0	0	0	0	0	0	0	0	0	0
Hour	0	0	0	0	0	0	0	0	0	0	0	0	0	0	0	0	0	0
16:00	0	0	0	0	0	0	0	0	0	0	0	0	0	0	0	0	0	0
16:15	0	0	0	0	0	0	0	0	0	0	0	0	0	0	0	0	0	0
16:30	0	0	0	0	0	0	0	0	0	0	0	0	0	0	0	0	0	0
16:45	0	0	0	0	0	0	0	0	0	0	0	0	0	0	0	0	0	0
Hour	0	0	0	0	0	0	0	0	0	0	0	0	0	0	0	0	0	0
17:00	0	0	0	0	0	0	0	0	0	0	0	0	0	0	0	0	0	0
17:15	0	0	0	0	0	0	0	0	0	0	0	0	0	0	0	0	0	0
17:30	0	0	0	0	0	0	0	0	0	0	0	0	0	0	0	0	0	0
17:45	0	0	0	0	0	0	0	0	0	0	0	0	0	0	0	0	0	0
Hour	0	0	0	0	0	0	0	0	0	0	0	0	0	0	0	0	0	0
18:00	0	0	0	0	0	0	0	0	0	0	0	0	0	0	0	0	0	0
18:15	0	0	0	0	0	0	0	0	0	0	0	0	0	0	0	0	0	0
18:30	0	0	0	0	0	0	0	0	0	0	0	0	0	0	0	0	0	0
18:45	0	0	0	0	0	0	0	0	0	0	0	0	0	0	0	0	0	0
Hour	0	0	0	0	0	0	0	0	0	0	0	0	0	0	0	0	0	0
19:00	0	0	0	0	0	0	0	0	0	0	0	0	0	0	0	0	0	0
19:15	0	0	0	0	0	0	0	0	0	0	0	0	0	0	0	0	0	0
19:30	0	0	0	0	0	0	0	0	0	0	0	0	0	0	0	0	0	0
19:45	0	0	0	0	0	0	0	0	0	0	0	0	0	0	0	0	0	0
Hour	0	0	0	0	0	0	0	0	0	0	0	0	0	0	0	0	0	0
20:00	0	0	0	0	0	0	0	0	0	0	0	0	0	0	0	0	0	0
20:15	0	0	0	0	0	0	0	0	0	0	0	0	0	0	0	0	0	0
20:30	0	0	0	0	0	0	0	0	0	0	0	0	0	0	0	0	0	0
20:45	0	0	0	0	0	0	0	0	0	0	0	0	0	0	0	0	0	0
Hour	0	0	0	0	0	0	0	0	0	0	0	0	0	0	0	0	0	0
21:00	0	0	0	0	0	0	0	0	0	0	0	0	0	0	0	0	0	0
21:15	0	0	0	0	0	0	0	0	0	0	0	0	0	0	0	0	0	0
21:30	0	0	0	0	0	0	0	0	0	0	0	0	0	0	0	0	0	0
21:45	0	0	0	0	0	0	0	0	0	0	0	0	0	0	0	0	0	0
Hour	0	0	0	0	0	0	0	0	0	0	0	0	0	0	0	0	0	0
22:00	0	0	0	0	0	0	0	0	0	0	0	0	0	0	0	0	0	0
22:15	0	0	0	0	0	0	0	0	0	0	0	0	0	0	0	0	0	0
22:30	0	0	0	0	0	0	0	0	0	0	0	0	0	0	0	0	0	0
22:45	0	0	0	0	0	0	0	0	0	0	0	0	0	0	0	0	0	0
Hour	0	0	0	0	0	0	0	0	0	0	0	0	0	0	0	0	0	0
23:00	0	0	0	0	0	0	0	0	0	0	0	0	0	0	0	0	0	0
23:15	0	0	0	0	0	0	0	0	0	0	0	0	0	0	0	0	0	0
23:30	0	0	0	0	0	0	0	0	0	0	0	0	0	0	0	0	0	0
23:45	0	0	0	0	0	0	0	0	0	0	0	0	0	0	0	0	0	0
Hour	0	0	0	0	0	0	0	0	0	0	0	0	0	0	0	0	0	0
Total	0	0	0	0	0	0	0	0	0	0	0	0	0	0	0	0	0	0

Site No. 5
Location Bayview / Bath Street / Church Avenue / Beach Road(1) / Beach Road(2) / Sean Moore Road
Date 04 April 2017

Time	F to C - Sean Moore Road to Church Avenue								Veh. Total	F to B - Sean Moore Road to Bath Street								Veh. Total
	CAR	TAXI	LGV	HGV	Dbus	Obus	M/C	P/C		CAR	TAXI	LGV	HGV	Dbus	Obus	M/C	P/C	
12:00	0	0	0	0	0	0	0	0	0	0	0	0	0	0	0	0	0	0
12:15	0	0	0	0	0	0	0	0	0	0	0	0	0	0	0	0	0	0
12:30	0	0	0	0	0	0	0	0	0	0	0	0	0	0	0	0	0	0
12:45	0	0	0	0	0	0	0	0	0	0	0	0	0	0	0	0	0	0
Hour	0	0	0	0	0	0	0	0	0	0	0	0	0	0	0	0	0	0
13:00	0	0	0	0	0	0	0	0	0	0	0	0	0	0	0	0	0	0
13:15	0	0	0	0	0	0	0	0	0	0	0	0	0	0	0	0	0	0
13:30	0	0	0	0	0	0	0	0	0	0	0	0	0	0	0	0	0	0
13:45	0	0	0	0	0	0	0	0	0	0	0	0	0	0	0	0	0	0
Hour	0	0	0	0	0	0	0	0	0	0	0	0	0	0	0	0	0	0
14:00	0	0	0	0	0	0	0	0	0	0	0	0	0	0	0	0	0	0
14:15	0	0	0	0	0	0	0	0	0	0	0	0	0	0	0	0	0	0
14:30	0	0	0	0	0	0	0	0	0	0	0	0	0	0	0	0	0	0
14:45	0	0	0	0	0	0	0	0	0	0	0	0	0	0	0	0	0	0
Hour	0	0	0	0	0	0	0	0	0	0	0	0	0	0	0	0	0	0
15:00	0	0	0	0	0	0	0	0	0	0	0	0	0	0	0	0	0	0
15:15	0	0	0	0	0	0	0	0	0	0	0	0	0	0	0	0	0	0
15:30	0	0	0	0	0	0	0	0	0	0	0	0	0	0	0	0	0	0
15:45	0	0	0	0	0	0	0	0	0	0	0	0	0	0	0	0	0	0
Hour	0	0	0	0	0	0	0	0	0	0	0	0	0	0	0	0	0	0
16:00	0	0	0	0	0	0	0	0	0	0	0	0	0	0	0	0	0	0
16:15	0	0	0	0	0	0	0	0	0	0	0	0	0	0	0	0	0	0
16:30	0	0	0	0	0	0	0	0	0	0	0	0	0	0	0	0	0	0
16:45	0	0	0	0	0	0	0	0	0	0	0	0	0	0	0	0	0	0
Hour	0	0	0	0	0	0	0	0	0	0	0	0	0	0	0	0	0	0
17:00	0	0	0	0	0	0	0	0	0	0	0	0	0	0	0	0	0	0
17:15	0	0	0	0	0	0	0	0	0	0	0	0	0	0	0	0	0	0
17:30	0	0	0	0	0	0	0	0	0	0	0	0	0	0	0	0	0	0
17:45	0	0	0	0	0	0	0	0	0	0	0	0	0	0	0	0	0	0
Hour	0	0	0	0	0	0	0	0	0	0	0	0	0	0	0	0	0	0
18:00	0	0	0	0	0	0	0	0	0	0	0	0	0	0	0	0	0	0
18:15	0	0	0	0	0	0	0	0	0	0	0	0	0	0	0	0	0	0
18:30	0	0	0	0	0	0	0	0	0	0	0	0	0	0	0	0	0	0
18:45	0	0	0	0	0	0	0	0	0	0	0	0	0	0	0	0	0	0
Hour	0	0	0	0	0	0	0	0	0	0	0	0	0	0	0	0	0	0
19:00	0	0	0	0	0	0	0	0	0	0	0	0	0	0	0	0	0	0
19:15	0	0	0	0	0	0	0	0	0	0	0	0	0	0	0	0	0	0
19:30	0	0	0	0	0	0	0	0	0	0	0	0	0	0	0	0	0	0
19:45	0	0	0	0	0	0	0	0	0	0	0	0	0	0	0	0	0	0
Hour	0	0	0	0	0	0	0	0	0	0	0	0	0	0	0	0	0	0
20:00	0	0	0	0	0	0	0	0	0	0	0	0	0	0	0	0	0	0
20:15	0	0	0	0	0	0	0	0	0	0	0	0	0	0	0	0	0	0
20:30	0	0	0	0	0	0	0	0	0	0	0	0	0	0	0	0	0	0
20:45	0	0	0	0	0	0	0	0	0	0	0	0	0	0	0	0	0	0
Hour	0	0	0	0	0	0	0	0	0	0	0	0	0	0	0	0	0	0
21:00	0	0	0	0	0	0	0	0	0	0	0	0	0	0	0	0	0	0
21:15	0	0	0	0	0	0	0	0	0	0	0	0	0	0	0	0	0	0
21:30	0	0	0	0	0	0	0	0	0	0	0	0	0	0	0	0	0	0
21:45	0	0	0	0	0	0	0	0	0	0	0	0	0	0	0	0	0	0
Hour	0	0	0	0	0	0	0	0	0	0	0	0	0	0	0	0	0	0
22:00	0	0	0	0	0	0	0	0	0	0	0	0	0	0	0	0	0	0
22:15	0	0	0	0	0	0	0	0	0	0	0	0	0	0	0	0	0	0
22:30	0	0	0	0	0	0	0	0	0	0	0	0	0	0	0	0	0	0
22:45	0	0	0	0	0	0	0	0	0	0	0	0	0	0	0	0	0	0
Hour	0	0	0	0	0	0	0	0	0	0	0	0	0	0	0	0	0	0
23:00	0	0	0	0	0	0	0	0	0	0	0	0	0	0	0	0	0	0
23:15	0	0	0	0	0	0	0	0	0	0	0	0	0	0	0	0	0	0
23:30	0	0	0	0	0	0	0	0	0	0	0	0	0	0	0	0	0	0
23:45	0	0	0	0	0	0	0	0	0	0	0	0	0	0	0	0	0	0
Hour	0	0	0	0	0	0	0	0	0	0	0	0	0	0	0	0	0	0
Total	0	0	0	0	0	0	0	0	0	0	0	0	0	0	0	0	0	0

Site No. 5
Location Bayview / Bath Street / Church Avenue / Beach Road(1) / Beach Road(2) / Sean Moore Road
Date 04 April 2017

Time	F to A - Sean Moore Road to Bayview								Veh. Total	F to F - Sean Moore Road to Sean Moore Road								Veh. Total
	CAR	TAXI	LGV	HGV	Dbus	Obus	M/C	P/C		CAR	TAXI	LGV	HGV	Dbus	Obus	M/C	P/C	
12:00	0	0	0	0	0	0	0	0	0	0	0	0	0	0	0	0	0	0
12:15	0	0	0	0	0	0	0	0	0	0	0	0	0	0	0	0	0	0
12:30	0	0	0	0	0	0	0	0	0	0	0	0	0	0	0	0	0	0
12:45	0	0	0	0	0	0	0	0	0	0	0	0	0	0	0	0	0	0
Hour	0	0	0	0	0	0	0	0	0	0	0	0	0	0	0	0	0	0
13:00	0	0	0	0	0	0	0	0	0	0	0	0	0	0	0	0	0	0
13:15	0	0	0	0	0	0	0	0	0	0	0	0	0	0	0	0	0	0
13:30	0	0	0	0	0	0	0	0	0	0	0	0	0	0	0	0	0	0
13:45	0	0	0	0	0	0	0	0	0	0	0	0	0	0	0	0	0	0
Hour	0	0	0	0	0	0	0	0	0	0	0	0	0	0	0	0	0	0
14:00	0	0	0	0	0	0	0	0	0	0	0	0	0	0	0	0	0	0
14:15	0	0	0	0	0	0	0	0	0	0	0	0	0	0	0	0	0	0
14:30	0	0	0	0	0	0	0	0	0	0	0	0	0	0	0	0	0	0
14:45	0	0	0	0	0	0	0	0	0	0	0	0	0	0	0	0	0	0
Hour	0	0	0	0	0	0	0	0	0	0	0	0	0	0	0	0	0	0
15:00	0	0	0	0	0	0	0	0	0	0	0	0	0	0	0	0	0	0
15:15	0	0	0	0	0	0	0	0	0	0	0	0	0	0	0	0	0	0
15:30	0	0	0	0	0	0	0	0	0	0	0	0	0	0	0	0	0	0
15:45	0	0	0	0	0	0	0	0	0	0	0	0	0	0	0	0	0	0
Hour	0	0	0	0	0	0	0	0	0	0	0	0	0	0	0	0	0	0
16:00	0	0	0	0	0	0	0	0	0	0	0	0	0	0	0	0	0	0
16:15	0	0	0	0	0	0	0	0	0	0	0	0	0	0	0	0	0	0
16:30	0	0	0	0	0	0	0	0	0	0	0	0	0	0	0	0	0	0
16:45	0	0	0	0	0	0	0	0	0	0	0	0	0	0	0	0	0	0
Hour	0	0	0	0	0	0	0	0	0	0	0	0	0	0	0	0	0	0
17:00	0	0	0	0	0	0	0	0	0	0	0	0	0	0	0	0	0	0
17:15	0	0	0	0	0	0	0	0	0	0	0	0	0	0	0	0	0	0
17:30	0	0	0	0	0	0	0	0	0	0	0	0	0	0	0	0	0	0
17:45	0	0	0	0	0	0	0	0	0	0	0	0	0	0	0	0	0	0
Hour	0	0	0	0	0	0	0	0	0	0	0	0	0	0	0	0	0	0
18:00	0	0	0	0	0	0	0	0	0	0	0	0	0	0	0	0	0	0
18:15	0	0	0	0	0	0	0	0	0	0	0	0	0	0	0	0	0	0
18:30	0	0	0	0	0	0	0	0	0	0	0	0	0	0	0	0	0	0
18:45	0	0	0	0	0	0	0	0	0	0	0	0	0	0	0	0	0	0
Hour	0	0	0	0	0	0	0	0	0	0	0	0	0	0	0	0	0	0
19:00	0	0	0	0	0	0	0	0	0	0	0	0	0	0	0	0	0	0
19:15	0	0	0	0	0	0	0	0	0	0	0	0	0	0	0	0	0	0
19:30	0	0	0	0	0	0	0	0	0	0	0	0	0	0	0	0	0	0
19:45	0	0	0	0	0	0	0	0	0	0	0	0	0	0	0	0	0	0
Hour	0	0	0	0	0	0	0	0	0	0	0	0	0	0	0	0	0	0
20:00	0	0	0	0	0	0	0	0	0	0	0	0	0	0	0	0	0	0
20:15	0	0	0	0	0	0	0	0	0	0	0	0	0	0	0	0	0	0
20:30	0	0	0	0	0	0	0	0	0	0	0	0	0	0	0	0	0	0
20:45	0	0	0	0	0	0	0	0	0	0	0	0	0	0	0	0	0	0
Hour	0	0	0	0	0	0	0	0	0	0	0	0	0	0	0	0	0	0
21:00	0	0	0	0	0	0	0	0	0	0	0	0	0	0	0	0	0	0
21:15	0	0	0	0	0	0	0	0	0	0	0	0	0	0	0	0	0	0
21:30	0	0	0	0	0	0	0	0	0	0	0	0	0	0	0	0	0	0
21:45	0	0	0	0	0	0	0	0	0	0	0	0	0	0	0	0	0	0
Hour	0	0	0	0	0	0	0	0	0	0	0	0	0	0	0	0	0	0
22:00	0	0	0	0	0	0	0	0	0	0	0	0	0	0	0	0	0	0
22:15	0	0	0	0	0	0	0	0	0	0	0	0	0	0	0	0	0	0
22:30	0	0	0	0	0	0	0	0	0	0	0	0	0	0	0	0	0	0
22:45	0	0	0	0	0	0	0	0	0	0	0	0	0	0	0	0	0	0
Hour	0	0	0	0	0	0	0	0	0	0	0	0	0	0	0	0	0	0
23:00	0	0	0	0	0	0	0	0	0	0	0	0	0	0	0	0	0	0
23:15	0	0	0	0	0	0	0	0	0	0	0	0	0	0	0	0	0	0
23:30	0	0	0	0	0	0	0	0	0	0	0	0	0	0	0	0	0	0
23:45	0	0	0	0	0	0	0	0	0	0	0	0	0	0	0	0	0	0
Hour	0	0	0	0	0	0	0	0	0	0	0	0	0	0	0	0	0	0
Total	0	0	0	0	0	0	0	0	0	0	0	0	0	0	0	0	0	0

Site No. 5
Location Bayview / Bath Street / Church Avenue / Beach Road(1) / Beach Road(2) / Sean Moore Road
Date 04 April 2017

Time	To Arm A - Bayview								Veh. Total	From Arm A - Bayview								Veh. Total
	CAR	TAXI	LGV	HGV	Dbus	Obus	M/C	P/C		CAR	TAXI	LGV	HGV	Dbus	Obus	M/C	P/C	
12:00	0	0	0	0	0	0	0	0	0	43	5	4	1	0	0	0	1	54
12:15	0	0	0	0	0	0	0	0	0	38	1	7	2	0	0	0	0	48
12:30	0	0	0	0	0	0	0	0	0	55	5	5	2	0	0	1	1	69
12:45	0	0	0	0	0	0	0	0	0	57	3	8	0	0	1	0	5	74
Hour	0	0	0	0	0	0	0	0	0	193	14	24	5	0	1	1	7	245
13:00	0	0	0	0	0	0	0	0	0	50	0	7	1	0	0	1	3	62
13:15	0	0	0	0	0	0	0	0	0	55	1	11	1	0	0	0	3	71
13:30	0	0	0	0	0	0	0	0	0	34	5	8	0	0	0	0	2	49
13:45	0	0	0	0	0	0	0	0	0	53	5	11	3	0	0	2	4	78
Hour	0	0	0	0	0	0	0	0	0	192	11	37	5	0	0	3	12	260
14:00	0	0	0	0	0	0	0	0	0	42	5	9	1	0	1	0	3	61
14:15	0	0	0	0	0	0	0	0	0	49	3	13	1	0	0	0	1	67
14:30	0	0	0	0	0	0	0	0	0	58	4	5	0	0	1	0	4	72
14:45	0	0	0	0	0	0	0	0	0	47	3	12	1	0	0	0	0	63
Hour	0	0	0	0	0	0	0	0	0	196	15	39	3	0	2	0	8	263
15:00	0	0	0	0	0	0	0	0	0	48	8	10	1	0	0	0	1	68
15:15	0	0	0	0	0	0	0	0	0	54	3	6	0	0	0	0	1	64
15:30	0	0	0	0	0	0	0	0	0	68	8	14	0	0	0	0	1	91
15:45	0	0	0	0	0	0	0	0	0	56	3	11	0	0	1	1	3	75
Hour	0	0	0	0	0	0	0	0	0	226	22	41	1	0	1	1	6	298
16:00	0	0	0	0	0	0	0	0	0	57	5	10	0	0	2	2	1	77
16:15	0	0	0	0	0	0	0	0	0	64	5	9	1	0	0	0	5	84
16:30	0	0	0	0	0	0	0	0	0	46	2	12	1	0	0	0	6	67
16:45	0	0	0	0	0	0	0	0	0	52	4	9	1	0	0	1	5	72
Hour	0	0	0	0	0	0	0	0	0	219	16	40	3	0	2	3	17	300
17:00	0	0	0	0	0	0	0	0	0	57	4	0	0	0	0	1	11	73
17:15	0	0	0	0	0	0	0	0	0	57	1	4	2	0	0	3	9	76
17:30	0	0	0	0	0	0	0	0	0	43	0	7	0	0	0	0	17	67
17:45	0	0	0	0	0	0	0	0	0	61	1	6	0	0	0	2	17	87
Hour	0	0	0	0	0	0	0	0	0	218	6	17	2	0	0	6	54	303
18:00	0	0	0	0	0	0	0	0	0	43	1	1	1	0	0	0	22	68
18:15	0	0	0	0	0	0	0	0	0	68	1	3	0	0	0	0	13	85
18:30	0	0	0	0	0	0	0	0	0	50	0	7	0	0	0	1	12	70
18:45	0	0	0	0	0	0	0	0	0	64	3	0	1	0	0	0	7	75
Hour	0	0	0	0	0	0	0	0	0	225	5	11	2	0	0	1	54	298
19:00	0	0	0	0	0	0	0	0	0	74	3	8	0	0	0	1	7	93
19:15	0	0	0	0	0	0	0	0	0	82	2	5	0	0	0	0	7	96
19:30	0	0	0	0	0	0	0	0	0	81	6	7	0	0	0	3	9	106
19:45	0	0	0	0	0	0	0	0	0	71	6	0	0	0	0	1	6	84
Hour	0	0	0	0	0	0	0	0	0	308	17	20	0	0	0	5	29	379
20:00	0	0	0	0	0	0	0	0	0	80	1	4	0	0	0	0	3	88
20:15	0	0	0	0	0	0	0	0	0	56	3	4	0	0	0	1	4	68
20:30	0	0	0	0	0	0	0	0	0	40	1	1	1	0	0	0	2	45
20:45	0	0	0	0	0	0	0	0	0	40	1	5	0	0	0	1	3	50
Hour	0	0	0	0	0	0	0	0	0	216	6	14	1	0	0	2	12	251
21:00	0	0	0	0	0	0	0	0	0	57	0	1	0	0	0	0	2	60
21:15	0	0	0	0	0	0	0	0	0	29	0	0	0	0	0	1	0	30
21:30	0	0	0	0	0	0	0	0	0	28	0	0	0	0	0	0	4	32
21:45	0	0	0	0	0	0	0	0	0	23	2	1	0	0	0	1	1	28
Hour	0	0	0	0	0	0	0	0	0	137	2	2	0	0	0	2	7	150
22:00	0	0	0	0	0	0	0	0	0	41	3	0	0	0	0	0	0	44
22:15	0	0	0	0	0	0	0	0	0	21	0	0	0	0	0	0	2	23
22:30	0	0	0	0	0	0	0	0	0	29	3	1	0	0	0	1	2	36
22:45	0	0	0	0	0	0	0	0	0	23	5	0	0	0	0	0	4	32
Hour	0	0	0	0	0	0	0	0	0	114	11	1	0	0	0	1	8	135
23:00	0	0	0	0	0	0	0	0	0	20	4	1	0	0	0	1	1	27
23:15	0	0	0	0	0	0	0	0	0	12	5	0	0	0	0	0	0	17
23:30	0	0	0	0	0	0	0	0	0	10	3	0	0	0	0	0	0	13
23:45	0	0	0	0	0	0	0	0	0	11	1	1	0	0	0	0	0	13
Hour	0	0	0	0	0	0	0	0	0	53	13	2	0	0	0	1	1	70
Total	0	0	0	0	0	0	0	0	0	2297	138	248	22	0	6	26	215	2952

Site No. 5
Location Bayview / Bath Street / Church Avenue / Beach Road(1) / Beach Road(2) / Sean Moore Road
Date 04 April 2017

Time	To Arm B - Bath Street								Veh. Total	From Arm B - Bath Street								Veh. Total
	CAR	TAXI	LGV	HGV	Dbus	Obus	M/C	P/C		CAR	TAXI	LGV	HGV	Dbus	Obus	M/C	P/C	
12:00	39	4	5	0	0	0	0	2	50	0	0	0	0	0	0	0	0	0
12:15	48	1	16	1	0	0	0	1	67	0	0	0	0	0	0	0	0	0
12:30	35	0	14	2	0	0	1	1	53	0	0	0	0	0	0	0	0	0
12:45	32	1	3	2	0	1	1	4	44	0	0	0	0	0	0	0	0	0
Hour	154	6	38	5	0	1	2	8	214	0	0	0	0	0	0	0	0	0
13:00	45	2	12	1	0	0	1	2	63	0	0	0	0	0	0	0	0	0
13:15	49	2	3	1	0	0	1	3	59	0	0	0	0	0	0	0	0	0
13:30	38	2	6	1	0	0	1	2	50	0	0	0	0	0	0	0	0	0
13:45	53	2	10	1	0	1	0	2	69	0	0	0	0	0	0	0	0	0
Hour	185	8	31	4	0	1	3	9	241	0	0	0	0	0	0	0	0	0
14:00	41	1	7	1	0	0	1	0	51	0	0	0	0	0	0	0	0	0
14:15	45	0	10	2	0	2	0	2	61	0	0	0	0	0	0	0	0	0
14:30	62	0	10	0	0	0	1	2	75	0	0	0	0	0	0	0	0	0
14:45	49	0	5	1	0	0	1	3	59	0	0	0	0	0	0	0	0	0
Hour	197	1	32	4	0	2	3	7	246	0	0	0	0	0	0	0	0	0
15:00	51	2	7	1	0	1	0	1	63	0	0	0	0	0	0	0	0	0
15:15	50	0	5	1	0	1	0	2	59	0	0	0	0	0	0	0	0	0
15:30	44	2	11	0	0	0	0	1	58	0	0	0	0	0	0	0	0	0
15:45	51	0	7	3	0	0	0	6	67	0	0	0	0	0	0	0	0	0
Hour	196	4	30	5	0	2	0	10	247	0	0	0	0	0	0	0	0	0
16:00	69	3	1	1	0	1	1	6	82	0	0	0	0	0	0	0	0	0
16:15	44	2	4	0	0	0	2	3	55	0	0	0	0	0	0	0	0	0
16:30	62	2	10	1	0	0	2	0	77	0	0	0	0	0	0	0	0	0
16:45	53	3	5	1	0	0	0	5	67	0	0	0	0	0	0	0	0	0
Hour	228	10	20	3	0	1	5	14	281	0	0	0	0	0	0	0	0	0
17:00	38	4	9	0	0	0	3	5	59	0	0	0	0	0	0	0	0	0
17:15	25	4	3	0	0	0	2	9	43	0	0	0	0	0	0	0	0	0
17:30	47	1	7	0	0	0	2	5	62	0	0	0	0	0	0	0	0	0
17:45	42	3	10	2	0	0	1	4	62	0	0	0	0	0	0	0	0	0
Hour	152	12	29	2	0	0	8	23	226	0	0	0	0	0	0	0	0	0
18:00	59	3	3	0	0	0	0	9	74	0	0	0	0	0	0	0	0	0
18:15	49	3	7	0	0	0	0	0	59	0	0	0	0	0	0	0	0	0
18:30	70	1	4	0	0	0	2	3	80	0	0	0	0	0	0	0	0	0
18:45	69	4	2	0	0	0	0	6	81	0	0	0	0	0	0	0	0	0
Hour	247	11	16	0	0	0	2	18	294	0	0	0	0	0	0	0	0	0
19:00	51	3	2	0	0	0	1	6	63	0	0	0	0	0	0	0	0	0
19:15	49	5	5	0	0	0	2	4	65	0	0	0	0	0	0	0	0	0
19:30	39	6	4	0	0	0	0	6	55	0	0	0	0	0	0	0	0	0
19:45	46	1	1	0	0	0	0	3	51	0	0	0	0	0	0	0	0	0
Hour	185	15	12	0	0	0	3	19	234	0	0	0	0	0	0	0	0	0
20:00	45	2	3	0	0	0	0	2	52	0	0	0	0	0	0	0	0	0
20:15	30	2	2	0	0	0	1	2	37	0	0	0	0	0	0	0	0	0
20:30	41	0	2	0	0	0	1	3	47	0	0	0	0	0	0	0	0	0
20:45	51	0	2	0	0	0	0	2	55	0	0	0	0	0	0	0	0	0
Hour	167	4	9	0	0	0	2	9	191	0	0	0	0	0	0	0	0	0
21:00	39	0	0	0	0	0	0	1	40	0	0	0	0	0	0	0	0	0
21:15	42	0	4	0	0	0	1	0	47	0	0	0	0	0	0	0	0	0
21:30	29	0	2	0	0	0	1	1	33	0	0	0	0	0	0	0	0	0
21:45	27	1	2	0	0	0	0	1	31	0	0	0	0	0	0	0	0	0
Hour	137	1	8	0	0	0	2	3	151	0	0	0	0	0	0	0	0	0
22:00	27	0	0	0	0	0	0	1	28	0	0	0	0	0	0	0	0	0
22:15	22	0	0	0	0	0	0	0	22	0	0	0	0	0	0	0	0	0
22:30	21	0	0	0	0	0	0	0	21	0	0	0	0	0	0	0	0	0
22:45	16	0	0	0	0	0	0	2	18	0	0	0	0	0	0	0	0	0
Hour	86	0	0	0	0	0	0	3	89	0	0	0	0	0	0	0	0	0
23:00	13	5	2	0	0	0	0	0	20	0	0	0	0	0	0	0	0	0
23:15	13	3	0	0	0	0	0	1	17	0	0	0	0	0	0	0	0	0
23:30	6	1	0	0	0	0	0	1	8	0	0	0	0	0	0	0	0	0
23:45	7	2	0	0	0	0	0	1	10	0	0	0	0	0	0	0	0	0
Hour	39	11	2	0	0	0	0	3	55	0	0	0	0	0	0	0	0	0
Total	1973	83	227	23	0	7	30	126	2469	0	0	0	0	0	0	0	0	0

Site No. 5
Location Bayview / Bath Street / Church Avenue / Beach Road(1) / Beach Road(2) / Sean Moore Road
Date 04 April 2017

Time	To Arm C - Church Avenue								Veh. Total	From Arm C - Church Avenue								Veh. Total
	CAR	TAXI	LGV	HGV	Dbus	Obus	M/C	P/C		CAR	TAXI	LGV	HGV	Dbus	Obus	M/C	P/C	
12:00	20	1	7	5	0	0	0	1	34	46	3	5	2	0	0	0	3	59
12:15	32	1	6	3	0	0	0	0	42	40	2	6	6	0	0	0	0	54
12:30	16	2	3	6	0	0	0	1	28	41	2	12	6	0	1	2	0	64
12:45	21	2	5	3	0	0	0	3	34	43	2	10	3	0	0	0	5	63
Hour	89	6	21	17	0	0	0	5	138	170	9	33	17	0	1	2	8	240
13:00	20	0	6	3	0	0	0	1	30	39	4	8	1	0	0	0	4	56
13:15	29	1	8	4	0	0	0	1	43	35	3	3	3	0	2	0	1	47
13:30	18	0	0	2	0	0	0	8	28	39	4	9	5	0	1	0	0	58
13:45	15	3	7	4	0	0	0	2	31	38	4	4	5	0	1	0	0	52
Hour	82	4	21	13	0	0	0	12	132	151	15	24	14	0	4	0	5	213
14:00	16	0	4	7	0	0	1	1	29	50	6	7	1	0	0	0	1	65
14:15	16	0	5	4	1	0	0	1	27	53	3	5	3	1	0	1	0	66
14:30	23	0	1	2	0	0	0	1	27	44	4	7	2	0	0	0	1	58
14:45	27	3	4	3	0	0	0	0	37	43	3	7	8	0	0	0	1	62
Hour	82	3	14	16	1	0	1	3	120	190	16	26	14	1	0	1	3	251
15:00	13	0	3	3	0	0	0	0	19	36	5	6	3	0	0	1	1	52
15:15	23	1	2	5	0	0	0	2	33	30	3	12	2	0	0	0	0	47
15:30	26	2	4	0	0	1	0	2	35	51	3	14	6	0	0	0	1	75
15:45	13	2	2	2	0	0	0	1	20	47	7	10	5	1	0	1	2	73
Hour	75	5	11	10	0	1	0	5	107	164	18	42	16	1	0	2	4	247
16:00	15	1	1	3	0	0	1	3	24	50	7	10	7	0	0	1	0	75
16:15	14	1	1	3	0	1	0	3	23	68	2	8	4	0	0	1	0	83
16:30	25	1	3	0	0	0	1	2	32	56	8	15	1	0	0	0	2	82
16:45	17	1	4	1	0	0	0	0	23	42	2	7	3	0	0	0	2	56
Hour	71	4	9	7	0	1	2	8	102	216	19	40	15	0	0	2	4	296
17:00	26	0	2	1	0	0	0	2	31	54	7	7	2	0	0	1	2	73
17:15	21	1	0	0	0	0	1	5	28	46	4	8	2	0	0	1	4	65
17:30	21	0	2	0	0	0	2	3	28	69	3	3	3	0	0	1	5	84
17:45	17	2	2	0	1	0	0	3	25	72	2	8	3	0	0	1	3	89
Hour	85	3	6	1	1	0	3	13	112	241	16	26	10	0	0	4	14	311
18:00	22	0	0	1	0	0	0	2	25	56	1	7	1	2	1	1	2	71
18:15	26	0	2	2	0	0	0	2	32	56	1	4	1	0	0	0	3	65
18:30	22	0	0	2	0	0	0	2	26	60	2	1	2	0	0	1	11	77
18:45	15	0	0	1	0	0	1	3	20	54	0	1	1	1	0	0	2	59
Hour	85	0	2	6	0	0	1	9	103	226	4	13	5	3	1	2	18	272
19:00	27	1	2	0	0	0	1	0	31	51	3	1	1	0	0	0	4	60
19:15	21	0	0	0	0	1	2	1	25	66	1	2	0	0	0	2	4	75
19:30	24	1	1	0	0	0	0	2	28	40	4	4	0	1	0	2	5	56
19:45	23	2	3	0	1	0	0	1	30	43	2	4	1	0	0	2	3	55
Hour	95	4	6	0	1	1	3	4	114	200	10	11	2	1	0	6	16	246
20:00	11	0	0	0	0	0	1	3	15	52	2	1	0	0	0	2	1	58
20:15	22	0	0	0	0	0	0	2	24	19	1	1	0	0	0	0	0	21
20:30	19	2	1	0	0	0	0	1	23	33	2	1	0	0	0	0	1	37
20:45	13	1	1	1	0	0	0	1	17	22	3	0	1	0	0	0	1	27
Hour	65	3	2	1	0	0	1	7	79	126	8	3	1	0	0	2	3	143
21:00	11	0	0	0	0	0	0	4	15	22	0	0	0	0	0	1	2	25
21:15	7	0	0	0	0	0	0	0	7	21	1	0	0	0	0	0	1	23
21:30	14	1	1	0	0	0	0	0	16	20	2	0	0	0	0	1	0	23
21:45	9	0	0	0	0	0	0	0	9	31	1	1	0	0	0	0	0	33
Hour	41	1	1	0	0	0	0	4	47	94	4	1	0	0	0	2	3	104
22:00	6	1	0	1	0	0	0	0	8	18	1	1	0	0	0	0	0	20
22:15	3	1	0	0	0	0	0	1	5	17	1	0	0	0	0	0	1	19
22:30	1	0	0	0	0	0	0	0	1	16	0	0	0	0	1	0	0	17
22:45	4	1	0	0	0	0	0	1	6	7	1	0	0	0	0	0	1	9
Hour	14	3	0	1	0	0	0	2	20	58	3	1	0	0	1	0	2	65
23:00	2	0	1	0	0	0	0	0	3	5	1	0	0	0	0	1	0	7
23:15	4	4	0	0	0	0	0	1	9	7	0	0	0	0	0	0	1	8
23:30	0	0	2	0	0	0	0	0	2	5	0	2	0	0	0	0	0	7
23:45	3	0	1	0	0	0	0	0	4	2	4	1	0	0	0	0	0	7
Hour	9	4	4	0	0	0	0	1	18	19	5	3	0	0	0	1	1	29
Total	793	40	97	72	3	3	11	73	1092	1855	127	223	94	6	7	24	81	2417

Site No. 5
Location Bayview / Bath Street / Church Avenue / Beach Road(1) / Beach Road(2) / Sean Moore Road
Date 04 April 2017

Time	To Arm D - Beach Road(1)								Veh. Total	From Arm D - Beach Road(1)								Veh. Total
	CAR	TAXI	LGV	HGV	Dbus	Obus	M/C	P/C		CAR	TAXI	LGV	HGV	Dbus	Obus	M/C	P/C	
12:00	0	0	0	0	0	0	0	0	0	146	11	20	10	0	1	0	3	191
12:15	0	0	0	0	0	0	0	0	0	152	6	40	8	0	0	0	3	209
12:30	0	0	0	0	0	0	0	0	0	115	4	32	14	0	0	2	2	169
12:45	0	0	0	0	0	0	0	0	0	110	7	16	12	0	1	3	8	157
Hour	0	0	0	0	0	0	0	0	0	523	28	108	44	0	2	5	16	726
13:00	0	0	0	0	0	0	0	0	0	138	8	35	15	0	0	1	3	200
13:15	0	0	0	0	0	0	0	0	0	142	6	21	10	0	1	1	4	185
13:30	0	0	0	0	0	0	0	0	0	137	7	13	6	0	0	1	11	175
13:45	0	0	0	0	0	0	0	0	0	131	13	26	10	1	1	0	4	186
Hour	0	0	0	0	0	0	0	0	0	548	34	95	41	1	2	3	22	746
14:00	0	0	0	0	0	0	0	0	0	132	6	18	11	0	1	2	2	172
14:15	0	0	0	0	0	0	0	0	0	120	8	20	9	1	2	1	5	166
14:30	0	0	0	0	0	0	0	0	0	153	5	16	8	0	0	2	3	187
14:45	0	0	0	0	0	0	0	0	0	146	11	25	9	0	0	2	3	196
Hour	0	0	0	0	0	0	0	0	0	551	30	79	37	1	3	7	13	721
15:00	0	0	0	0	0	0	0	0	0	129	10	20	11	0	1	0	1	172
15:15	0	0	0	0	0	0	0	0	0	146	3	19	8	0	1	1	4	182
15:30	0	0	0	0	0	0	0	0	0	164	10	23	2	0	1	0	4	204
15:45	0	0	0	0	0	0	0	0	0	144	6	24	9	0	1	3	9	196
Hour	0	0	0	0	0	0	0	0	0	583	29	86	30	0	4	4	18	754
16:00	0	0	0	0	0	0	0	0	0	180	9	18	11	0	2	4	9	233
16:15	0	0	0	0	0	0	0	0	0	191	11	23	7	1	1	6	7	247
16:30	0	0	0	0	0	0	0	0	0	189	11	27	5	0	0	4	4	240
16:45	0	0	0	0	0	0	0	0	0	172	7	23	5	0	0	2	6	215
Hour	0	0	0	0	0	0	0	0	0	732	38	91	28	1	3	16	26	935
17:00	0	0	0	0	0	0	0	0	0	153	6	22	3	0	1	6	8	199
17:15	0	0	0	0	0	0	0	0	0	126	5	11	2	0	0	8	16	168
17:30	0	0	0	0	0	0	0	0	0	160	2	15	3	0	1	9	10	200
17:45	0	0	0	0	0	0	0	0	0	161	6	26	6	1	0	4	8	212
Hour	0	0	0	0	0	0	0	0	0	600	19	74	14	1	2	27	42	779
18:00	0	0	0	0	0	0	0	0	0	171	7	13	2	0	0	3	15	211
18:15	0	0	0	0	0	0	0	0	0	158	5	16	2	1	0	4	6	192
18:30	0	0	0	0	0	0	0	0	0	170	2	7	3	0	1	8	8	199
18:45	0	0	0	0	0	0	0	0	0	165	5	9	2	0	1	5	12	199
Hour	0	0	0	0	0	0	0	0	0	664	19	45	9	1	2	20	41	801
19:00	0	0	0	0	0	0	0	0	0	176	6	11	2	0	0	4	8	207
19:15	0	0	0	0	0	0	0	0	0	155	5	10	0	0	1	6	8	185
19:30	0	0	0	0	0	0	0	0	0	142	8	10	2	0	0	1	12	175
19:45	0	0	0	0	0	0	0	0	0	122	3	6	1	2	0	1	6	141
Hour	0	0	0	0	0	0	0	0	0	595	22	37	5	2	1	12	34	708
20:00	0	0	0	0	0	0	0	0	0	99	5	6	2	0	0	1	6	119
20:15	0	0	0	0	0	0	0	0	0	98	4	4	0	0	0	5	4	115
20:30	0	0	0	0	0	0	0	0	0	91	4	4	0	0	0	2	5	106
20:45	0	0	0	0	0	0	0	0	0	99	1	4	1	0	0	1	4	110
Hour	0	0	0	0	0	0	0	0	0	387	14	18	3	0	0	9	19	450
21:00	0	0	0	0	0	0	0	0	0	73	1	0	2	1	0	1	5	83
21:15	0	0	0	0	0	0	0	0	0	88	2	5	2	0	0	1	0	98
21:30	0	0	0	0	0	0	0	0	0	71	2	5	1	0	0	1	1	81
21:45	0	0	0	0	0	0	0	0	0	68	1	2	0	0	0	2	1	74
Hour	0	0	0	0	0	0	0	0	0	300	6	12	5	1	0	5	7	336
22:00	0	0	0	0	0	0	0	0	0	56	3	2	2	0	0	3	1	67
22:15	0	0	0	0	0	0	0	0	0	45	1	0	0	0	0	1	2	49
22:30	0	0	0	0	0	0	0	0	0	34	0	1	3	0	0	3	0	41
22:45	0	0	0	0	0	0	0	0	0	43	2	1	1	0	0	0	3	50
Hour	0	0	0	0	0	0	0	0	0	178	6	4	6	0	0	7	6	207
23:00	0	0	0	0	0	0	0	0	0	25	5	3	0	0	0	0	0	33
23:15	0	0	0	0	0	0	0	0	0	35	7	0	0	0	0	0	2	44
23:30	0	0	0	0	0	0	0	0	0	11	2	2	0	0	0	0	1	16
23:45	0	0	0	0	0	0	0	0	0	19	2	1	1	0	0	2	1	26
Hour	0	0	0	0	0	0	0	0	0	90	16	6	1	0	0	2	4	119
Total	0	0	0	0	0	0	0	0	0	5751	261	655	223	8	19	117	248	7282

Site No. 5
Location Bayview / Bath Street / Church Avenue / Beach Road(1) / Beach Road(2) / Sean Moore Road
Date 04 April 2017

Time	To Arm E - Beach Road(2)								Veh. Total	From Arm E - Beach Road(2)								Veh. Total
	CAR	TAXI	LGV	HGV	Dbus	Obus	M/C	P/C		CAR	TAXI	LGV	HGV	Dbus	Obus	M/C	P/C	
12:00	31	3	2	1	0	1	0	2	40	0	0	0	0	0	0	0	0	0
12:15	30	1	3	0	0	0	0	0	34	0	0	0	0	0	0	0	0	0
12:30	51	4	4	1	0	0	2	1	63	0	0	0	0	0	0	0	0	0
12:45	50	3	4	0	0	0	0	9	66	0	0	0	0	0	0	0	0	0
Hour	162	11	13	2	0	1	2	12	203	0	0	0	0	0	0	0	0	0
13:00	51	0	8	1	0	0	1	5	66	0	0	0	0	0	0	0	0	0
13:15	49	1	8	1	0	0	0	3	62	0	0	0	0	0	0	0	0	0
13:30	31	5	4	0	0	1	0	2	43	0	0	0	0	0	0	0	0	0
13:45	50	3	7	0	0	0	2	3	65	0	0	0	0	0	0	0	0	0
Hour	181	9	27	2	0	1	3	13	236	0	0	0	0	0	0	0	0	0
14:00	41	3	5	1	0	0	0	2	52	0	0	0	0	0	0	0	0	0
14:15	45	3	7	0	0	0	0	1	56	0	0	0	0	0	0	0	0	0
14:30	51	2	3	0	0	1	0	4	61	0	0	0	0	0	0	0	0	0
14:45	43	2	9	1	0	0	0	0	55	0	0	0	0	0	0	0	0	0
Hour	180	10	24	2	0	1	0	7	224	0	0	0	0	0	0	0	0	0
15:00	34	5	7	1	0	0	0	1	48	0	0	0	0	0	0	0	0	0
15:15	47	3	3	0	0	0	0	1	54	0	0	0	0	0	0	0	0	0
15:30	56	5	9	0	0	0	0	1	71	0	0	0	0	0	0	0	0	0
15:45	46	1	9	1	1	1	1	3	63	0	0	0	0	0	0	0	0	0
Hour	183	14	28	2	1	1	1	6	236	0	0	0	0	0	0	0	0	0
16:00	42	3	5	2	0	1	2	1	56	0	0	0	0	0	0	0	0	0
16:15	50	1	8	1	0	0	0	5	65	0	0	0	0	0	0	0	0	0
16:30	39	1	7	1	0	0	0	6	54	0	0	0	0	0	0	0	0	0
16:45	44	3	7	0	0	0	1	6	61	0	0	0	0	0	0	0	0	0
Hour	175	8	27	4	0	1	3	18	236	0	0	0	0	0	0	0	0	0
17:00	37	2	0	0	0	0	1	12	52	0	0	0	0	0	0	0	0	0
17:15	40	2	2	0	0	0	3	9	56	0	0	0	0	0	0	0	0	0
17:30	37	0	5	0	0	0	1	18	61	0	0	0	0	0	0	0	0	0
17:45	57	0	2	0	0	0	2	19	80	0	0	0	0	0	0	0	0	0
Hour	171	4	9	0	0	0	7	58	249	0	0	0	0	0	0	0	0	0
18:00	38	2	0	1	0	0	0	21	62	0	0	0	0	0	0	0	0	0
18:15	51	0	2	0	0	0	0	15	68	0	0	0	0	0	0	0	0	0
18:30	45	0	5	0	0	0	1	15	66	0	0	0	0	0	0	0	0	0
18:45	56	2	0	1	1	0	0	8	68	0	0	0	0	0	0	0	0	0
Hour	190	4	7	2	1	0	1	59	264	0	0	0	0	0	0	0	0	0
19:00	64	2	4	0	0	0	1	6	77	0	0	0	0	0	0	0	0	0
19:15	64	2	5	0	0	0	0	7	78	0	0	0	0	0	0	0	0	0
19:30	65	4	6	0	0	0	2	9	86	0	0	0	0	0	0	0	0	0
19:45	63	6	0	0	0	0	1	6	76	0	0	0	0	0	0	0	0	0
Hour	256	14	15	0	0	0	4	28	317	0	0	0	0	0	0	0	0	0
20:00	77	1	4	0	0	0	0	3	85	0	0	0	0	0	0	0	0	0
20:15	42	4	1	0	0	0	1	4	52	0	0	0	0	0	0	0	0	0
20:30	43	1	1	0	0	0	0	2	47	0	0	0	0	0	0	0	0	0
20:45	34	2	3	0	0	0	1	4	44	0	0	0	0	0	0	0	0	0
Hour	196	8	9	0	0	0	2	13	228	0	0	0	0	0	0	0	0	0
21:00	48	0	0	0	0	0	0	3	51	0	0	0	0	0	0	0	0	0
21:15	27	0	0	0	0	0	1	0	28	0	0	0	0	0	0	0	0	0
21:30	29	0	0	0	0	0	0	4	33	0	0	0	0	0	0	0	0	0
21:45	25	1	1	0	0	0	0	1	28	0	0	0	0	0	0	0	0	0
Hour	129	1	1	0	0	0	1	8	140	0	0	0	0	0	0	0	0	0
22:00	42	3	0	0	0	0	0	0	45	0	0	0	0	0	0	0	0	0
22:15	18	0	0	0	0	0	0	2	20	0	0	0	0	0	0	0	0	0
22:30	28	3	1	0	0	1	1	2	36	0	0	0	0	0	0	0	0	0
22:45	21	5	0	0	0	0	0	4	30	0	0	0	0	0	0	0	0	0
Hour	109	11	1	0	0	1	1	8	131	0	0	0	0	0	0	0	0	0
23:00	20	5	0	0	0	0	1	1	27	0	0	0	0	0	0	0	0	0
23:15	11	5	0	0	0	0	0	0	16	0	0	0	0	0	0	0	0	0
23:30	8	3	1	0	0	0	0	0	12	0	0	0	0	0	0	0	0	0
23:45	10	1	1	0	0	0	0	0	12	0	0	0	0	0	0	0	0	0
Hour	49	14	2	0	0	0	1	1	67	0	0	0	0	0	0	0	0	0
Total	1981	108	163	14	2	6	26	231	2531	0	0	0	0	0	0	0	0	0

Site No. 5
Location Bayview / Bath Street / Church Avenue / Beach Road(1) / Beach Road(2) / Sean Moore Road
Date 04 April 2017

Time	To Arm F - Sean Moore Road								Veh. Total	From Arm F - Sean Moore Road								Veh. Total
	CAR	TAXI	LGV	HGV	Dbus	Obus	M/C	P/C		CAR	TAXI	LGV	HGV	Dbus	Obus	M/C	P/C	
12:00	145	11	15	7	0	0	0	2	180	0	0	0	0	0	0	0	0	0
12:15	120	6	28	12	0	0	0	2	168	0	0	0	0	0	0	0	0	0
12:30	109	5	28	13	0	1	2	0	158	0	0	0	0	0	0	0	0	0
12:45	107	6	22	10	0	1	2	2	150	0	0	0	0	0	0	0	0	0
Hour	481	28	93	42	0	2	4	6	656	0	0	0	0	0	0	0	0	0
13:00	111	10	24	12	0	0	0	2	159	0	0	0	0	0	0	0	0	0
13:15	105	6	16	8	0	3	0	1	139	0	0	0	0	0	0	0	0	0
13:30	123	9	20	8	0	0	0	1	161	0	0	0	0	0	0	0	0	0
13:45	104	14	17	13	1	1	0	1	151	0	0	0	0	0	0	0	0	0
Hour	443	39	77	41	1	4	0	5	610	0	0	0	0	0	0	0	0	0
14:00	126	13	18	4	0	2	0	3	166	0	0	0	0	0	0	0	0	0
14:15	116	11	16	7	1	0	2	2	155	0	0	0	0	0	0	0	0	0
14:30	119	11	14	8	0	0	1	1	154	0	0	0	0	0	0	0	0	0
14:45	117	12	26	13	0	0	1	1	170	0	0	0	0	0	0	0	0	0
Hour	478	47	74	32	1	2	4	7	645	0	0	0	0	0	0	0	0	0
15:00	115	16	19	10	0	0	1	1	162	0	0	0	0	0	0	0	0	0
15:15	110	5	27	4	0	0	1	0	147	0	0	0	0	0	0	0	0	0
15:30	157	12	27	8	0	0	0	2	206	0	0	0	0	0	0	0	0	0
15:45	137	13	27	8	0	1	4	4	194	0	0	0	0	0	0	0	0	0
Hour	519	46	100	30	0	1	6	7	709	0	0	0	0	0	0	0	0	0
16:00	161	14	31	12	0	2	3	0	223	0	0	0	0	0	0	0	0	0
16:15	215	14	27	8	1	0	5	1	271	0	0	0	0	0	0	0	0	0
16:30	165	17	34	5	0	0	1	4	226	0	0	0	0	0	0	0	0	0
16:45	152	6	23	7	0	0	2	2	192	0	0	0	0	0	0	0	0	0
Hour	693	51	115	32	1	2	11	7	912	0	0	0	0	0	0	0	0	0
17:00	163	11	18	4	0	1	4	2	203	0	0	0	0	0	0	0	0	0
17:15	143	3	18	6	0	0	6	6	182	0	0	0	0	0	0	0	0	0
17:30	167	4	11	6	0	1	5	6	200	0	0	0	0	0	0	0	0	0
17:45	178	4	26	7	0	0	4	2	221	0	0	0	0	0	0	0	0	0
Hour	651	22	73	23	0	2	19	16	806	0	0	0	0	0	0	0	0	0
18:00	151	4	18	2	2	1	4	7	189	0	0	0	0	0	0	0	0	0
18:15	156	4	12	1	1	0	4	5	183	0	0	0	0	0	0	0	0	0
18:30	143	3	6	3	0	1	7	11	174	0	0	0	0	0	0	0	0	0
18:45	143	2	8	2	0	1	4	4	164	0	0	0	0	0	0	0	0	0
Hour	593	13	44	8	3	3	19	27	710	0	0	0	0	0	0	0	0	0
19:00	159	6	12	3	0	0	2	7	189	0	0	0	0	0	0	0	0	0
19:15	169	1	7	0	0	0	4	7	188	0	0	0	0	0	0	0	0	0
19:30	135	7	10	2	1	0	4	9	168	0	0	0	0	0	0	0	0	0
19:45	104	2	6	2	1	0	3	5	123	0	0	0	0	0	0	0	0	0
Hour	567	16	35	7	2	0	13	28	668	0	0	0	0	0	0	0	0	0
20:00	98	5	4	2	0	0	2	2	113	0	0	0	0	0	0	0	0	0
20:15	79	2	6	0	0	0	4	0	91	0	0	0	0	0	0	0	0	0
20:30	61	4	2	1	0	0	1	2	71	0	0	0	0	0	0	0	0	0
20:45	63	2	3	1	0	0	1	1	71	0	0	0	0	0	0	0	0	0
Hour	301	13	15	4	0	0	8	5	346	0	0	0	0	0	0	0	0	0
21:00	54	1	1	2	1	0	2	1	62	0	0	0	0	0	0	0	0	0
21:15	62	3	1	2	0	0	0	1	69	0	0	0	0	0	0	0	0	0
21:30	47	3	2	1	0	0	1	0	54	0	0	0	0	0	0	0	0	0
21:45	61	2	1	0	0	0	3	0	67	0	0	0	0	0	0	0	0	0
Hour	224	9	5	5	1	0	6	2	252	0	0	0	0	0	0	0	0	0
22:00	40	3	3	1	0	0	3	0	50	0	0	0	0	0	0	0	0	0
22:15	40	1	0	0	0	0	1	2	44	0	0	0	0	0	0	0	0	0
22:30	29	0	1	3	0	0	3	0	36	0	0	0	0	0	0	0	0	0
22:45	32	2	1	1	0	0	0	1	37	0	0	0	0	0	0	0	0	0
Hour	141	6	5	5	0	0	7	3	167	0	0	0	0	0	0	0	0	0
23:00	15	0	1	0	0	0	1	0	17	0	0	0	0	0	0	0	0	0
23:15	26	0	0	0	0	0	0	1	27	0	0	0	0	0	0	0	0	0
23:30	12	1	1	0	0	0	0	0	14	0	0	0	0	0	0	0	0	0
23:45	12	4	1	1	0	0	2	0	20	0	0	0	0	0	0	0	0	0
Hour	65	5	3	1	0	0	3	1	78	0	0	0	0	0	0	0	0	0
Total	5156	295	639	230	9	16	100	114	6559	0	0	0	0	0	0	0	0	0

Site No. 6
Location Irishtown Road / Londonbridge Road / Tritonville Road / Church Avenue
Date 04 April 2017

Time	A to D - Irishtown Road to Church Avenue								Veh. Total	A to C - Irishtown Road to Tritonville Road								Veh. Total
	CAR	TAXI	LGV	HGV	Dbus	Obus	M/C	P/C		CAR	TAXI	LGV	HGV	Dbus	Obus	M/C	P/C	
00:00	1	0	0	0	0	0	0	0	1	1	3	1	0	0	0	0	1	6
00:15	0	0	0	0	0	0	0	0	0	2	4	0	0	0	0	0	0	6
00:30	0	0	0	0	0	0	0	0	0	4	2	0	0	0	0	0	1	7
00:45	0	0	0	0	0	0	0	0	0	2	3	0	0	0	0	0	1	6
Hour	1	0	0	0	0	0	0	0	1	9	12	1	0	0	0	0	3	25
01:00	0	0	0	0	0	0	0	0	0	1	2	0	0	0	0	0	0	3
01:15	1	0	0	0	1	0	0	0	2	0	1	0	0	0	0	0	0	1
01:30	0	0	0	0	0	0	0	0	0	0	1	0	0	0	0	0	0	1
01:45	0	0	0	0	0	0	0	0	0	0	1	0	0	0	0	0	0	1
Hour	1	0	0	0	1	0	0	0	2	1	5	0	0	0	0	0	0	6
02:00	0	0	0	0	0	0	0	0	0	0	2	0	0	0	0	0	0	2
02:15	0	0	0	0	0	0	0	0	0	0	0	0	0	0	0	0	1	1
02:30	0	0	0	0	0	0	0	0	0	0	0	0	0	0	0	0	1	1
02:45	0	0	0	0	0	0	0	0	0	2	0	0	0	0	0	0	0	2
Hour	0	0	0	0	0	0	0	0	0	2	2	0	0	0	0	0	2	6
03:00	0	0	0	1	0	0	0	0	1	0	0	0	0	0	0	0	0	0
03:15	0	0	0	0	1	0	0	0	1	0	0	0	0	0	0	0	0	0
03:30	0	0	0	0	0	0	0	0	0	0	0	0	0	0	0	0	0	0
03:45	0	0	0	0	0	0	0	0	0	1	0	0	0	0	0	0	0	1
Hour	0	0	0	1	1	0	0	0	2	1	0	0	0	0	0	0	0	1
04:00	0	0	0	0	0	0	0	0	0	0	1	1	0	0	0	0	0	2
04:15	0	0	0	0	0	0	0	0	0	1	2	0	0	0	0	0	1	4
04:30	0	0	0	0	0	0	0	0	0	0	0	1	0	0	0	0	1	2
04:45	0	0	1	0	0	0	0	0	1	2	1	0	0	0	0	0	0	3
Hour	0	0	1	0	0	0	0	0	1	3	4	2	0	0	0	0	2	11
05:00	1	0	0	1	0	0	0	0	2	1	0	0	0	0	0	0	0	1
05:15	0	0	0	0	0	0	0	0	0	2	1	1	0	0	0	0	0	4
05:30	0	0	0	1	0	0	0	0	1	0	0	0	0	0	0	0	0	0
05:45	0	0	0	2	0	0	0	0	2	2	1	0	0	0	0	0	1	4
Hour	1	0	0	4	0	0	0	0	5	5	2	1	0	0	0	0	1	9
06:00	1	0	0	2	0	0	0	0	3	8	1	2	1	0	0	0	1	13
06:15	1	0	0	2	0	0	0	0	3	10	4	0	0	0	0	0	1	15
06:30	1	0	0	0	0	0	0	0	1	10	0	2	1	3	0	0	4	20
06:45	2	0	0	0	0	0	0	0	2	27	3	1	1	1	1	0	0	34
Hour	5	0	0	4	0	0	0	0	9	55	8	5	3	4	1	0	6	82
07:00	0	0	1	0	0	0	0	0	1	12	3	1	1	1	1	2	1	22
07:15	1	0	1	1	0	0	0	0	3	24	3	3	0	1	0	0	7	38
07:30	3	0	1	5	0	0	0	0	9	26	3	5	2	2	0	0	7	45
07:45	1	0	1	0	0	0	0	0	2	23	6	5	0	2	0	0	6	42
Hour	5	0	4	6	0	0	0	0	15	85	15	14	3	6	1	2	21	147
08:00	3	2	0	1	0	0	0	1	7	32	6	3	1	1	0	0	7	50
08:15	1	0	0	0	0	0	0	0	1	28	1	3	0	2	0	3	14	51
08:30	1	0	1	1	0	0	0	0	3	43	8	4	1	0	1	1	16	74
08:45	3	2	0	2	0	0	0	0	7	40	6	5	0	3	2	0	12	68
Hour	8	4	1	4	0	0	0	1	18	143	21	15	2	6	3	4	49	243
09:00	2	0	1	1	0	0	0	0	4	15	1	5	1	1	1	2	8	34
09:15	0	0	0	1	0	0	0	0	1	29	7	5	1	2	0	0	8	52
09:30	1	1	1	2	0	0	0	1	6	12	5	3	1	0	0	0	6	27
09:45	1	0	0	1	0	0	0	0	2	12	7	5	0	2	0	1	3	30
Hour	4	1	2	5	0	0	0	1	13	68	20	18	3	5	1	3	25	143
10:00	2	0	2	0	0	1	0	0	5	17	7	1	1	0	0	2	1	29
10:15	2	0	0	0	1	0	0	1	4	14	5	1	1	2	0	0	2	25
10:30	0	0	1	5	0	0	0	0	6	13	6	3	0	2	2	1	2	29
10:45	1	0	0	2	0	0	0	0	3	21	10	5	0	0	0	0	3	39
Hour	5	0	3	7	1	1	0	1	18	65	28	10	2	4	2	3	8	122
11:00	1	0	0	2	0	0	0	0	3	11	4	2	0	1	0	0	2	20
11:15	2	0	0	1	0	0	0	0	3	22	3	6	0	1	0	0	2	34
11:30	0	0	0	1	0	0	0	0	1	14	5	2	1	2	0	1	2	27
11:45	1	0	1	2	0	0	0	0	4	25	2	2	0	0	0	1	4	34
Hour	4	0	1	6	0	0	0	0	11	72	14	12	1	4	0	2	10	115
Total	34	5	12	37	3	1	0	3	95	509	131	78	14	29	8	14	127	910

Site No. 6
Location Irishtown Road / Londonbridge Road / Tritonville Road / Church Avenue
Date 04 April 2017

Time	A to B - Irishtown Road to Londonbridge Road								Veh. Total	B to A - Londonbridge Road to Irishtown Road								Veh. Total
	CAR	TAXI	LGV	HGV	Dbus	Obus	M/C	P/C		CAR	TAXI	LGV	HGV	Dbus	Obus	M/C	P/C	
00:00	2	0	0	0	0	0	0	0	2	2	0	0	0	0	0	0	0	2
00:15	1	0	0	0	0	0	0	0	1	0	1	0	0	0	0	0	0	1
00:30	0	0	0	0	0	0	0	0	0	1	0	0	0	0	0	0	0	1
00:45	0	0	0	0	0	0	0	0	0	2	0	1	0	0	0	0	0	3
Hour	3	0	0	0	0	0	0	0	3	5	1	1	0	0	0	0	0	7
01:00	2	0	0	0	0	0	0	0	2	1	1	0	0	0	0	0	0	2
01:15	2	0	1	0	0	0	0	0	3	0	0	0	0	0	0	0	0	0
01:30	1	0	0	0	0	0	0	0	1	1	0	0	0	0	0	0	0	1
01:45	0	0	0	0	0	0	0	0	0	0	0	0	0	0	0	0	0	0
Hour	5	0	1	0	0	0	0	0	6	2	1	0	0	0	0	0	0	3
02:00	0	0	0	0	0	0	0	0	0	0	0	0	0	0	0	0	0	0
02:15	0	0	0	0	0	0	0	0	0	0	0	0	0	0	0	0	0	0
02:30	0	0	0	0	0	0	0	0	0	1	0	0	0	0	0	0	0	1
02:45	0	0	0	0	0	0	0	0	0	0	0	0	0	0	0	0	0	0
Hour	0	0	0	0	0	0	0	0	0	1	0	0	0	0	0	0	0	1
03:00	0	0	0	0	0	0	0	0	0	0	0	0	0	0	0	0	0	0
03:15	0	0	0	0	0	0	0	0	0	0	0	0	0	0	0	0	0	0
03:30	0	0	0	0	0	0	0	0	0	0	1	0	0	0	0	0	0	1
03:45	0	1	0	0	0	0	0	0	1	0	1	0	0	0	0	0	0	1
Hour	0	1	0	0	0	0	0	0	1	0	2	0	0	0	0	0	0	2
04:00	0	0	1	0	0	0	0	0	1	0	0	0	0	0	0	0	0	0
04:15	0	0	0	0	0	0	0	0	0	0	1	2	0	0	0	0	0	3
04:30	0	0	0	0	0	0	0	0	0	0	0	0	0	0	0	0	0	0
04:45	0	0	1	0	0	0	0	0	1	0	1	0	0	0	0	0	0	1
Hour	0	0	2	0	0	0	0	0	2	0	2	2	0	0	0	0	0	4
05:00	0	0	0	0	0	0	0	0	0	1	0	0	0	0	0	0	0	1
05:15	1	0	0	0	0	0	0	0	1	0	1	0	0	0	0	0	0	1
05:30	0	0	0	0	0	0	0	0	0	0	0	0	0	0	0	0	0	0
05:45	0	0	0	0	0	0	0	0	0	0	0	0	0	0	0	1	1	2
Hour	1	0	0	0	0	0	0	0	1	1	1	0	0	0	0	1	1	4
06:00	0	0	0	0	0	0	0	0	0	0	0	0	0	0	0	0	0	0
06:15	2	0	0	0	0	0	0	0	2	2	1	1	0	0	0	0	1	5
06:30	3	0	0	0	0	0	0	0	3	2	0	1	0	0	0	0	0	3
06:45	2	0	1	0	0	0	0	0	3	1	0	1	1	0	0	0	0	3
Hour	7	0	1	0	0	0	0	0	8	5	1	3	1	0	0	0	1	11
07:00	1	1	0	0	0	0	0	0	2	6	1	0	0	0	1	0	0	8
07:15	2	0	0	0	0	1	0	1	4	5	0	1	0	0	0	0	0	6
07:30	3	0	0	0	0	0	0	1	4	6	0	1	0	0	0	0	0	7
07:45	3	1	0	0	0	0	0	0	4	0	2	0	0	0	1	0	1	4
Hour	9	2	0	0	0	1	0	2	14	17	3	2	0	0	2	0	1	25
08:00	2	0	0	0	0	0	0	0	2	5	1	1	0	0	0	0	0	7
08:15	4	0	0	0	0	0	0	3	7	7	0	4	1	0	0	0	0	12
08:30	4	0	1	0	0	0	0	2	7	0	0	0	0	0	0	0	2	2
08:45	2	0	1	0	0	0	0	1	4	3	2	2	1	0	0	0	1	9
Hour	12	0	2	0	0	0	0	6	20	15	3	7	2	0	0	0	3	30
09:00	2	0	1	0	0	0	0	1	4	3	1	0	0	0	0	0	3	7
09:15	1	0	0	2	0	0	0	1	4	4	0	1	0	0	0	1	0	6
09:30	0	1	1	0	0	0	0	0	2	4	0	1	0	0	0	0	1	6
09:45	0	0	1	0	0	0	0	0	1	6	2	1	0	0	0	0	1	10
Hour	3	1	3	2	0	0	0	2	11	17	3	3	0	0	0	1	5	29
10:00	0	0	1	0	0	0	0	0	1	4	0	1	0	0	0	0	0	5
10:15	1	0	0	0	0	0	0	1	2	1	0	1	0	0	0	0	0	2
10:30	3	0	0	0	0	0	0	2	5	3	1	0	0	0	0	0	0	4
10:45	4	1	1	1	0	0	0	0	7	6	1	1	0	0	1	0	0	9
Hour	8	1	2	1	0	0	0	3	15	14	2	3	0	0	1	0	0	20
11:00	4	1	0	0	0	0	0	0	5	3	1	1	0	0	0	0	1	6
11:15	3	2	0	0	0	0	0	0	5	1	0	0	1	0	0	0	0	2
11:30	2	0	0	0	0	0	0	1	3	5	0	3	0	0	0	0	0	8
11:45	2	0	1	0	0	0	0	1	4	3	0	1	0	0	0	0	0	4
Hour	11	3	1	0	0	0	0	2	17	12	1	5	1	0	0	0	1	20
Total	59	8	12	3	0	1	0	15	98	89	20	26	4	0	3	2	12	156

Site No. 6
Location Irishtown Road / Londonbridge Road / Tritonville Road / Church Avenue
Date 04 April 2017

Time	B to D - Londonbridge Road to Church Avenue								Veh. Total	B to C - Londonbridge Road to Tritonville Road								Veh. Total
	CAR	TAXI	LGV	HGV	Dbus	Obus	M/C	P/C		CAR	TAXI	LGV	HGV	Dbus	Obus	M/C	P/C	
00:00	1	1	0	0	0	0	0	0	2	0	0	0	0	0	0	0	0	0
00:15	0	0	0	0	0	0	0	0	0	0	0	0	0	0	0	0	0	0
00:30	1	0	0	0	0	0	0	0	1	1	0	0	0	0	0	0	0	1
00:45	1	0	0	0	0	0	0	0	1	1	0	0	0	0	0	0	0	1
Hour	3	1	0	0	0	0	0	0	4	2	0	0	0	0	0	0	0	2
01:00	0	0	0	0	0	0	0	0	0	2	0	0	0	0	0	0	0	2
01:15	1	0	0	0	0	0	0	0	1	0	0	0	0	0	0	0	0	0
01:30	1	0	0	0	0	0	0	0	1	0	0	0	0	0	0	0	0	0
01:45	1	0	0	0	0	0	0	0	1	0	0	0	0	0	0	0	0	0
Hour	3	0	0	0	0	0	0	0	3	2	0	0	0	0	0	0	0	2
02:00	0	0	0	0	0	0	0	0	0	0	0	0	0	0	0	0	0	0
02:15	0	0	0	0	0	0	0	0	0	0	0	0	0	0	0	0	0	0
02:30	0	0	0	0	0	0	0	0	0	0	0	0	0	0	0	0	0	0
02:45	0	0	0	0	0	0	0	0	0	0	0	0	0	0	0	0	0	0
Hour	0	0	0	0	0	0	0	0	0	0	0	0	0	0	0	0	0	0
03:00	1	0	0	0	0	0	0	0	1	0	0	0	0	0	0	0	0	0
03:15	0	1	0	0	0	0	0	0	1	0	0	0	0	0	0	0	0	0
03:30	1	0	0	0	0	0	0	0	1	0	0	0	0	0	0	0	0	0
03:45	0	0	0	0	0	0	0	0	0	1	0	0	0	0	0	0	0	1
Hour	2	1	0	0	0	0	0	0	3	1	0	0	0	0	0	0	0	1
04:00	1	0	0	0	0	0	0	0	1	0	0	0	0	0	0	0	0	0
04:15	1	0	0	0	0	0	0	0	1	0	0	0	0	0	0	0	0	0
04:30	1	0	0	0	0	0	0	0	1	0	0	0	0	0	0	0	0	0
04:45	4	0	0	0	0	0	0	0	4	0	0	0	0	0	0	0	0	0
Hour	7	0	0	0	0	0	0	0	7	0	0	0	0	0	0	0	0	0
05:00	0	0	0	0	0	0	0	0	0	0	0	0	0	0	0	0	0	0
05:15	4	0	1	0	0	0	0	1	6	0	0	0	0	0	0	0	0	0
05:30	5	0	0	0	0	0	0	1	6	0	0	0	0	0	0	0	0	0
05:45	7	0	0	0	0	0	0	0	7	0	1	1	0	0	0	0	0	2
Hour	16	0	1	0	0	0	0	2	19	0	1	1	0	0	0	0	0	2
06:00	12	0	1	0	0	0	0	0	13	1	0	0	0	0	0	0	1	2
06:15	19	0	4	0	0	0	0	0	23	0	0	0	0	0	0	0	0	0
06:30	18	0	6	0	0	0	1	3	28	2	1	0	0	0	0	0	0	3
06:45	27	1	2	0	0	0	0	6	36	3	0	0	0	0	0	0	0	3
Hour	76	1	13	0	0	0	1	9	100	6	1	0	0	0	0	0	1	8
07:00	23	1	3	0	0	0	0	2	29	1	1	0	0	0	0	0	0	2
07:15	12	2	1	0	0	0	3	2	20	3	1	0	0	0	0	0	0	4
07:30	15	1	2	0	0	0	0	0	18	4	0	0	0	0	0	0	1	5
07:45	21	2	0	0	0	0	0	3	26	9	0	0	0	0	1	0	0	10
Hour	71	6	6	0	0	0	3	7	93	17	2	0	0	0	1	0	1	21
08:00	21	2	1	0	0	0	0	1	25	8	0	0	0	0	0	0	0	8
08:15	14	0	0	0	0	0	0	1	15	5	1	0	0	0	0	0	5	11
08:30	13	5	2	0	0	0	1	4	25	24	1	0	1	0	1	0	4	31
08:45	20	2	2	0	0	0	0	4	28	12	0	1	0	0	0	1	1	15
Hour	68	9	5	0	0	0	1	10	93	49	2	1	1	0	1	1	10	65
09:00	14	4	2	0	0	1	0	0	21	12	2	2	0	0	0	1	0	17
09:15	11	4	3	0	0	0	0	0	18	4	0	1	0	0	0	0	0	5
09:30	17	0	2	0	0	0	1	0	20	3	0	0	0	0	0	0	2	5
09:45	20	2	2	1	0	0	0	2	27	11	1	0	0	0	0	1	0	13
Hour	62	10	9	1	0	1	1	2	86	30	3	3	0	0	0	2	2	40
10:00	16	0	2	1	0	1	0	2	22	6	1	0	0	0	0	0	0	7
10:15	12	1	3	0	0	0	0	1	17	7	0	0	0	0	0	0	0	7
10:30	11	0	2	0	0	0	0	0	13	8	0	4	0	0	0	0	0	12
10:45	13	6	4	1	0	0	0	0	24	2	2	0	0	0	0	0	0	4
Hour	52	7	11	2	0	1	0	3	76	23	3	4	0	0	0	0	0	30
11:00	15	0	1	0	0	0	0	0	16	10	3	0	0	0	0	0	0	13
11:15	13	0	1	0	0	0	0	0	14	7	0	1	0	0	0	0	0	8
11:30	21	1	3	1	0	0	0	2	28	4	0	1	1	0	0	0	0	6
11:45	26	0	0	0	0	0	0	1	27	9	0	0	0	0	0	0	1	10
Hour	75	1	5	1	0	0	0	3	85	30	3	2	1	0	0	0	1	37
Total	435	36	50	4	0	2	6	36	569	160	15	11	2	0	2	3	15	208

Site No. 6
Location Irishtown Road / Londonbridge Road / Tritonville Road / Church Avenue
Date 04 April 2017

Time	C to B - Tritonville Road to Londonbridge Road								Veh. Total	C to A - Tritonville Road to Irishtown Road								Veh. Total
	CAR	TAXI	LGV	HGV	Dbus	Obus	M/C	P/C		CAR	TAXI	LGV	HGV	Dbus	Obus	M/C	P/C	
00:00	1	0	0	0	0	0	0	0	1	3	3	0	0	0	0	0	0	6
00:15	0	0	0	0	0	0	0	0	0	4	3	0	0	0	0	0	0	7
00:30	0	0	0	0	0	0	0	0	0	2	4	3	0	0	0	0	1	10
00:45	0	0	0	0	0	0	0	0	0	2	7	0	0	0	0	0	0	9
Hour	1	0	0	0	0	0	0	0	1	11	17	3	0	0	0	0	1	32
01:00	0	1	0	0	0	0	0	0	1	1	4	0	0	0	0	0	1	6
01:15	1	0	0	0	0	0	0	0	1	0	1	0	0	0	0	0	0	1
01:30	0	0	0	0	0	0	0	0	0	0	1	0	0	0	0	0	0	1
01:45	0	0	0	0	0	0	0	0	0	1	1	0	0	0	0	0	0	2
Hour	1	1	0	0	0	0	0	0	2	2	7	0	0	0	0	0	1	10
02:00	0	0	0	0	0	0	0	0	0	0	0	0	0	0	0	0	0	0
02:15	0	0	0	0	0	0	0	0	0	0	2	0	0	0	0	0	0	2
02:30	0	0	0	0	0	0	0	0	0	0	0	0	0	0	0	0	0	0
02:45	0	0	0	0	0	0	0	0	0	0	1	0	0	0	0	0	0	1
Hour	0	0	0	0	0	0	0	0	0	0	3	0	0	0	0	0	0	3
03:00	0	0	0	0	0	0	0	0	0	0	0	0	0	0	0	0	0	0
03:15	0	0	0	0	0	0	0	0	0	1	0	0	0	1	0	0	0	2
03:30	0	0	0	0	0	0	0	0	0	0	0	0	0	0	0	0	0	0
03:45	0	0	0	0	0	0	0	0	0	0	1	1	1	0	0	0	0	3
Hour	0	0	0	0	0	0	0	0	0	1	1	1	1	1	0	0	0	5
04:00	0	0	0	0	0	0	0	0	0	0	0	0	0	0	0	0	0	0
04:15	0	0	0	0	0	0	0	0	0	0	1	0	0	0	0	0	0	1
04:30	0	0	0	0	0	0	0	0	0	2	0	0	0	0	0	0	0	2
04:45	0	0	0	0	0	0	0	1	1	2	1	0	0	0	0	0	0	3
Hour	0	0	0	0	0	0	0	1	1	4	2	0	0	0	0	0	0	6
05:00	0	0	0	0	0	0	0	0	0	1	0	0	0	0	0	0	0	1
05:15	0	1	0	0	0	0	0	0	1	1	0	0	0	0	0	0	0	1
05:30	0	0	0	0	0	0	0	0	0	0	0	0	0	0	0	0	1	1
05:45	1	0	0	0	0	0	0	0	1	4	4	0	1	0	1	0	2	12
Hour	1	1	0	0	0	0	0	0	2	6	4	0	1	0	1	0	3	15
06:00	1	0	0	0	0	1	0	1	3	7	1	0	0	0	0	0	0	8
06:15	2	0	0	0	0	0	0	0	2	7	1	1	0	0	0	0	1	10
06:30	2	0	1	0	0	0	0	0	3	13	3	1	1	0	0	0	0	18
06:45	3	0	2	0	0	0	0	0	5	22	2	3	0	2	0	1	2	32
Hour	8	0	3	0	0	1	0	1	13	49	7	5	1	2	0	1	3	68
07:00	4	0	1	1	0	0	0	1	7	23	2	0	0	2	0	0	5	32
07:15	8	1	2	0	0	0	0	0	11	25	5	2	1	2	0	1	4	40
07:30	7	0	0	0	0	0	0	1	8	43	4	3	1	1	1	1	8	62
07:45	10	0	1	0	0	1	0	2	14	61	3	2	0	2	0	0	7	75
Hour	29	1	4	1	0	1	0	4	40	152	14	7	2	7	1	2	24	209
08:00	17	1	2	1	0	0	0	0	21	59	5	2	0	1	0	0	5	72
08:15	13	0	0	0	0	0	0	3	16	47	2	2	0	2	1	2	6	62
08:30	13	1	0	0	0	0	1	5	20	52	2	3	0	2	0	1	20	80
08:45	16	0	2	0	0	0	0	9	27	56	4	3	0	2	1	1	16	83
Hour	59	2	4	1	0	0	1	17	84	214	13	10	0	7	2	4	47	297
09:00	16	0	0	0	0	0	0	9	25	55	4	1	1	2	0	0	10	73
09:15	9	0	1	0	0	0	0	0	10	35	10	1	1	2	0	0	8	57
09:30	12	0	2	0	0	0	0	1	15	32	8	4	0	0	1	1	6	52
09:45	16	0	1	0	0	0	0	1	18	25	6	4	2	2	1	2	4	46
Hour	53	0	4	0	0	0	0	11	68	147	28	10	4	6	2	3	28	228
10:00	9	0	3	1	0	0	2	3	18	16	6	4	0	2	0	0	6	34
10:15	11	0	1	0	0	0	0	0	12	18	11	3	1	1	0	0	3	37
10:30	12	0	2	0	0	0	0	1	15	34	6	12	1	1	1	0	2	57
10:45	18	1	1	0	0	0	0	2	22	16	8	6	3	3	0	0	1	37
Hour	50	1	7	1	0	0	2	6	67	84	31	25	5	7	1	0	12	165
11:00	5	1	3	0	0	0	0	0	9	21	8	2	2	0	0	0	5	38
11:15	7	0	0	0	0	0	0	0	7	18	8	3	1	1	0	1	2	34
11:30	7	1	0	1	0	0	0	0	9	22	3	6	0	0	0	0	0	31
11:45	6	1	1	0	0	0	0	0	8	23	6	5	2	1	0	1	4	42
Hour	25	3	4	1	0	0	0	0	33	84	25	16	5	2	0	2	11	145
Total	227	9	26	4	0	2	3	40	311	754	152	77	19	32	7	12	130	1183

Site No. 6
Location Irishtown Road / Londonbridge Road / Tritonville Road / Church Avenue
Date 04 April 2017

Time	C to D - Tritonville Road to Church Avenue								Veh. Total	D to C - Church Avenue to Tritonville Road								Veh. Total
	CAR	TAXI	LGV	HGV	Dbus	Obus	M/C	P/C		CAR	TAXI	LGV	HGV	Dbus	Obus	M/C	P/C	
00:00	0	0	0	0	0	0	0	0	0	1	0	1	0	0	0	0	0	2
00:15	1	0	0	0	0	0	0	0	1	2	0	0	0	0	0	0	0	2
00:30	1	0	0	0	0	0	0	0	1	0	0	0	0	0	0	0	0	0
00:45	0	0	0	0	0	0	0	0	0	1	0	0	0	0	0	0	0	1
Hour	2	0	0	0	0	0	0	0	2	4	0	1	0	0	0	0	0	5
01:00	0	0	0	0	0	0	0	0	0	0	0	0	0	0	0	0	0	0
01:15	0	0	0	0	0	0	0	0	0	0	0	0	0	0	0	0	0	0
01:30	0	0	0	0	0	0	0	0	0	0	0	0	0	0	0	0	0	0
01:45	0	0	0	0	0	0	0	0	0	0	0	0	0	0	0	0	0	0
Hour	0	0	0	0	0	0	0	0	0	0	0	0	0	0	0	0	0	0
02:00	0	0	0	0	0	0	0	0	0	0	0	0	0	0	0	0	0	0
02:15	0	0	0	0	0	0	0	0	0	0	0	0	0	0	0	0	0	0
02:30	0	0	0	0	0	0	0	0	0	0	0	0	0	0	0	0	0	0
02:45	0	0	0	0	0	0	0	0	0	0	0	0	0	0	0	0	0	0
Hour	0	0	0	0	0	0	0	0	0	0	0	0	0	0	0	0	0	0
03:00	0	0	0	0	0	0	0	0	0	0	0	0	0	0	0	0	0	0
03:15	0	0	0	0	0	0	0	0	0	0	0	0	0	0	0	0	0	0
03:30	0	0	0	0	0	0	0	0	0	0	0	0	0	0	0	0	0	0
03:45	1	0	0	0	0	0	0	0	1	0	0	0	0	0	0	0	0	0
Hour	1	0	0	0	0	0	0	0	1	0	0	0	0	0	0	0	0	0
04:00	0	0	0	0	0	0	0	0	0	0	0	0	0	0	0	0	0	0
04:15	1	5	0	0	0	0	0	0	6	0	0	1	0	0	0	0	0	1
04:30	1	0	0	0	0	0	0	0	1	0	0	0	0	0	0	0	0	0
04:45	1	2	0	0	0	0	0	0	3	0	0	0	0	0	0	0	0	0
Hour	3	7	0	0	0	0	0	0	10	0	0	1	0	0	0	0	0	1
05:00	1	1	0	0	0	0	0	0	2	0	0	0	0	0	0	0	0	0
05:15	1	2	0	0	0	0	0	0	3	0	0	0	1	0	0	0	0	1
05:30	3	0	0	0	0	0	0	0	3	0	0	0	0	0	0	0	0	0
05:45	2	3	0	0	0	0	0	0	5	0	0	0	0	0	0	0	0	0
Hour	7	6	0	0	0	0	0	0	13	0	0	0	1	0	0	0	0	1
06:00	0	2	0	0	0	0	0	0	2	0	0	0	0	0	0	0	0	0
06:15	6	1	2	0	0	0	1	0	10	0	0	0	0	0	0	0	0	0
06:30	14	0	1	0	0	0	0	0	15	0	0	1	1	0	0	0	0	2
06:45	13	0	1	2	0	0	0	1	17	0	0	0	0	0	0	0	0	0
Hour	33	3	4	2	0	0	1	1	44	0	0	1	1	0	0	0	0	2
07:00	17	2	2	1	0	0	0	1	23	2	0	0	2	0	0	0	0	4
07:15	19	4	2	0	0	1	0	0	26	2	0	1	1	0	0	0	0	4
07:30	25	5	3	0	0	0	0	0	33	1	0	2	3	0	0	0	0	6
07:45	22	1	1	0	0	1	0	2	27	2	0	0	0	0	0	0	0	2
Hour	83	12	8	1	0	2	0	3	109	7	0	3	6	0	0	0	0	16
08:00	24	3	3	1	0	1	0	0	32	2	0	0	2	0	0	0	1	5
08:15	29	3	0	1	0	0	1	3	37	1	0	0	1	0	0	0	1	3
08:30	29	2	2	1	1	0	2	0	37	3	1	1	0	0	0	0	0	5
08:45	25	1	1	0	0	1	0	0	28	4	0	2	0	0	0	0	1	7
Hour	107	9	6	3	1	2	3	3	134	10	1	3	3	0	0	0	3	20
09:00	14	2	1	0	0	1	0	0	18	2	0	1	0	0	0	0	0	3
09:15	18	2	2	1	1	1	0	0	25	0	2	0	2	0	0	0	1	5
09:30	13	0	2	0	0	0	0	0	15	5	0	0	3	0	0	0	1	9
09:45	20	1	2	0	2	0	0	0	25	5	0	1	1	0	0	0	0	7
Hour	65	5	7	1	3	2	0	0	83	12	2	2	6	0	0	0	2	24
10:00	14	2	1	0	0	0	0	0	17	1	0	1	0	0	0	0	0	2
10:15	7	1	2	2	1	0	0	0	13	2	0	0	0	0	0	0	0	2
10:30	22	1	2	1	0	0	0	0	26	2	1	0	0	0	0	0	0	3
10:45	14	1	0	3	0	0	0	0	18	6	0	0	0	0	0	0	0	6
Hour	57	5	5	6	1	0	0	0	74	11	1	1	0	0	0	0	0	13
11:00	13	6	4	1	0	0	0	0	24	3	0	0	0	0	0	0	0	3
11:15	18	1	4	1	0	0	0	0	24	2	0	1	0	0	0	0	2	5
11:30	12	0	2	0	0	0	0	0	14	5	0	4	1	0	0	0	0	10
11:45	17	2	2	1	0	0	0	0	22	0	0	1	0	0	0	0	0	1
Hour	60	9	12	3	0	0	0	0	84	10	0	6	1	0	0	0	2	19
Total	418	56	42	16	5	6	4	7	554	54	4	18	18	0	0	0	7	101

Site No. 6
Location Irishtown Road / Londonbridge Road / Tritonville Road / Church Avenue
Date 04 April 2017

Time	D to B - Church Avenue to Londonbridge Road								Veh. Total	D to A - Church Avenue to Irishtown Road								Veh. Total
	CAR	TAXI	LGV	HGV	Dbus	Obus	M/C	P/C		CAR	TAXI	LGV	HGV	Dbus	Obus	M/C	P/C	
00:00	1	1	0	0	0	0	0	0	2	1	0	0	1	0	0	0	0	2
00:15	4	0	1	0	0	0	0	0	5	0	0	0	0	0	0	0	0	0
00:30	0	0	1	0	0	0	0	0	1	0	0	0	0	0	0	0	0	0
00:45	1	0	0	0	0	0	0	0	1	0	0	0	0	0	0	0	0	0
Hour	6	1	2	0	0	0	0	0	9	1	0	0	1	0	0	0	0	2
01:00	1	0	1	0	0	0	0	0	2	0	0	0	0	0	0	0	0	0
01:15	1	1	0	0	0	0	0	0	2	0	0	0	0	1	0	0	0	1
01:30	1	0	0	0	0	0	0	0	1	0	0	0	0	0	0	0	0	0
01:45	0	0	0	0	0	0	0	0	0	0	0	0	0	0	0	0	0	0
Hour	3	1	1	0	0	0	0	0	5	0	0	0	0	1	0	0	0	1
02:00	0	0	0	0	0	0	0	0	0	0	0	0	0	0	0	0	0	0
02:15	0	0	0	0	0	0	0	0	0	0	0	1	0	0	0	0	0	1
02:30	0	0	0	0	0	0	0	0	0	0	0	0	0	0	0	0	0	0
02:45	3	0	0	0	0	0	0	0	3	0	0	0	0	0	0	0	0	0
Hour	3	0	0	0	0	0	0	0	3	0	0	1	0	0	0	0	0	1
03:00	0	0	0	0	0	0	0	0	0	0	1	0	0	0	0	0	0	1
03:15	0	0	0	0	0	0	0	0	0	0	0	0	0	0	0	0	0	0
03:30	0	0	0	0	0	0	0	0	0	0	0	0	0	0	0	0	0	0
03:45	0	0	0	0	0	0	0	0	0	0	0	1	0	0	0	0	0	1
Hour	0	0	0	0	0	0	0	0	0	0	1	1	0	0	0	0	0	2
04:00	1	0	0	0	0	0	0	0	1	2	0	0	0	0	0	0	0	2
04:15	0	0	0	0	0	0	0	0	0	0	0	0	0	0	0	0	0	0
04:30	0	0	0	0	0	0	0	0	0	1	0	0	0	0	0	0	0	1
04:45	0	0	0	0	0	0	0	0	0	0	0	0	0	0	0	0	0	0
Hour	1	0	0	0	0	0	0	0	1	3	0	0	0	0	0	0	0	3
05:00	1	1	0	0	0	0	0	0	2	2	0	0	0	0	0	0	0	2
05:15	0	0	1	0	0	0	0	1	2	1	1	0	1	0	0	0	0	3
05:30	0	0	1	0	0	0	0	0	1	5	0	0	0	0	0	0	0	5
05:45	6	0	1	0	0	0	0	0	7	1	0	0	0	0	0	0	0	1
Hour	7	1	3	0	0	0	0	1	12	9	1	0	1	0	0	0	0	11
06:00	2	0	0	0	0	0	0	1	3	1	0	1	1	0	0	0	0	3
06:15	3	1	1	0	0	0	0	0	5	2	0	0	0	0	0	0	0	2
06:30	0	1	2	0	0	0	0	0	3	1	0	0	3	0	0	0	0	4
06:45	8	0	1	0	0	0	0	2	11	3	0	0	2	0	0	0	0	5
Hour	13	2	4	0	0	0	0	3	22	7	0	1	6	0	0	0	0	14
07:00	8	0	2	0	0	0	0	3	13	1	0	1	3	0	0	0	0	5
07:15	12	0	5	1	0	0	0	1	19	1	0	1	5	0	0	0	0	7
07:30	16	1	3	0	0	0	0	3	23	0	0	1	5	0	0	0	0	6
07:45	22	0	2	1	0	0	2	0	27	1	0	0	3	0	0	0	1	5
Hour	58	1	12	2	0	0	2	7	82	3	0	3	16	0	0	0	1	23
08:00	23	0	1	0	0	0	0	0	24	0	1	1	1	0	0	0	0	3
08:15	27	1	6	0	0	0	0	2	36	0	0	0	3	0	0	0	1	4
08:30	23	4	3	0	0	1	0	4	35	1	0	0	2	0	0	0	1	4
08:45	27	3	3	1	0	0	1	4	39	0	0	0	2	0	0	0	0	2
Hour	100	8	13	1	0	1	1	10	134	1	1	1	8	0	0	0	2	13
09:00	26	1	7	1	0	0	0	2	37	3	0	1	4	0	0	0	0	8
09:15	14	0	1	1	0	0	2	1	19	0	0	1	2	0	0	0	0	3
09:30	12	1	4	0	0	0	0	1	18	2	0	1	1	0	0	0	0	4
09:45	16	2	5	1	0	0	0	0	24	0	0	1	2	0	0	0	0	3
Hour	68	4	17	3	0	0	2	4	98	5	0	4	9	0	0	0	0	18
10:00	17	0	4	0	0	0	0	0	21	2	0	0	1	0	0	0	0	3
10:15	26	0	1	1	0	0	0	1	29	2	0	0	5	0	0	0	0	7
10:30	11	1	2	0	0	0	0	0	14	2	0	0	6	0	1	0	0	9
10:45	15	1	5	1	0	0	0	1	23	3	0	0	2	0	0	0	0	5
Hour	69	2	12	2	0	0	0	2	87	9	0	0	14	0	1	0	0	24
11:00	10	2	2	1	0	0	0	0	15	1	0	1	0	0	0	0	0	2
11:15	12	1	0	1	0	0	0	0	14	0	0	0	3	0	0	0	1	4
11:30	11	0	1	0	0	0	0	1	13	2	0	1	4	0	0	0	0	7
11:45	16	1	2	0	0	0	0	0	19	0	0	0	0	0	0	0	0	0
Hour	49	4	5	2	0	0	0	1	61	3	0	2	7	0	0	0	1	13
Total	377	24	69	10	0	1	5	28	514	41	3	13	62	1	1	0	4	125

Site No. 6
Location Irishtown Road / Londonbridge Road / Tritonville Road / Church Avenue
Date 04 April 2017

Time	To Arm A - Irishtown Road								Veh. Total	From Arm A - Irishtown Road								Veh. Total
	CAR	TAXI	LGV	HGV	Dbus	Obus	M/C	P/C		CAR	TAXI	LGV	HGV	Dbus	Obus	M/C	P/C	
00:00	6	3	0	1	0	0	0	0	10	4	3	1	0	0	0	0	1	9
00:15	4	4	0	0	0	0	0	0	8	3	4	0	0	0	0	0	0	7
00:30	3	4	3	0	0	0	0	1	11	4	2	0	0	0	0	0	1	7
00:45	4	7	1	0	0	0	0	0	12	2	3	0	0	0	0	0	1	6
Hour	17	18	4	1	0	0	0	1	41	13	12	1	0	0	0	0	3	29
01:00	2	5	0	0	0	0	0	1	8	3	2	0	0	0	0	0	0	5
01:15	0	1	0	0	1	0	0	0	2	3	1	1	0	1	0	0	0	6
01:30	1	1	0	0	0	0	0	0	2	1	1	0	0	0	0	0	0	2
01:45	1	1	0	0	0	0	0	0	2	0	1	0	0	0	0	0	0	1
Hour	4	8	0	0	1	0	0	1	14	7	5	1	0	1	0	0	0	14
02:00	0	0	0	0	0	0	0	0	0	0	2	0	0	0	0	0	0	2
02:15	0	2	1	0	0	0	0	0	3	0	0	0	0	0	0	0	1	1
02:30	1	0	0	0	0	0	0	0	1	0	0	0	0	0	0	0	1	1
02:45	0	1	0	0	0	0	0	0	1	2	0	0	0	0	0	0	0	2
Hour	1	3	1	0	0	0	0	0	5	2	2	0	0	0	0	0	2	6
03:00	0	1	0	0	0	0	0	0	1	0	0	0	1	0	0	0	0	1
03:15	1	0	0	0	1	0	0	0	2	0	0	0	0	1	0	0	0	1
03:30	0	1	0	0	0	0	0	0	1	0	0	0	0	0	0	0	0	0
03:45	0	2	2	1	0	0	0	0	5	1	1	0	0	0	0	0	0	2
Hour	1	4	2	1	1	0	0	0	9	1	1	0	1	1	0	0	0	4
04:00	2	0	0	0	0	0	0	0	2	0	1	2	0	0	0	0	0	3
04:15	0	2	2	0	0	0	0	0	4	1	2	0	0	0	0	0	1	4
04:30	3	0	0	0	0	0	0	0	3	0	0	1	0	0	0	0	1	2
04:45	2	2	0	0	0	0	0	0	4	2	1	2	0	0	0	0	0	5
Hour	7	4	2	0	0	0	0	0	13	3	4	5	0	0	0	0	2	14
05:00	4	0	0	0	0	0	0	0	4	2	0	0	1	0	0	0	0	3
05:15	2	2	0	1	0	0	0	0	5	3	1	1	0	0	0	0	0	5
05:30	5	0	0	0	0	0	0	1	6	0	0	0	1	0	0	0	0	1
05:45	5	4	0	1	0	1	1	3	15	2	1	0	2	0	0	0	1	6
Hour	16	6	0	2	0	1	1	4	30	7	2	1	4	0	0	0	1	15
06:00	8	1	1	1	0	0	0	0	11	9	1	2	3	0	0	0	1	16
06:15	11	2	2	0	0	0	0	2	17	13	4	0	2	0	0	0	1	20
06:30	16	3	2	4	0	0	0	0	25	14	0	2	1	3	0	0	4	24
06:45	26	2	4	3	2	0	1	2	40	31	3	2	1	1	1	0	0	39
Hour	61	8	9	8	2	0	1	4	93	67	8	6	7	4	1	0	6	99
07:00	30	3	1	3	2	1	0	5	45	13	4	2	1	1	1	2	1	25
07:15	31	5	4	6	2	0	1	4	53	27	3	4	1	1	1	0	8	45
07:30	49	4	5	6	1	1	1	8	75	32	3	6	7	2	0	0	8	58
07:45	62	5	2	3	2	1	0	9	84	27	7	6	0	2	0	0	6	48
Hour	172	17	12	18	7	3	2	26	257	99	17	18	9	6	2	2	23	176
08:00	64	7	4	1	1	0	0	5	82	37	8	3	2	1	0	0	8	59
08:15	54	2	6	4	2	1	2	7	78	33	1	3	0	2	0	3	17	59
08:30	53	2	3	2	2	0	1	23	86	48	8	6	2	0	1	1	18	84
08:45	59	6	5	3	2	1	1	17	94	45	8	6	2	3	2	0	13	79
Hour	230	17	18	10	7	2	4	52	340	163	25	18	6	6	3	4	56	281
09:00	61	5	2	5	2	0	0	13	88	19	1	7	2	1	1	2	9	42
09:15	39	10	3	3	2	0	1	8	66	30	7	5	4	2	0	0	9	57
09:30	38	8	6	1	0	1	1	7	62	13	7	5	3	0	0	0	7	35
09:45	31	8	6	4	2	1	2	5	59	13	7	6	1	2	0	1	3	33
Hour	169	31	17	13	6	2	4	33	275	75	22	23	10	5	1	3	28	167
10:00	22	6	5	1	2	0	0	6	42	19	7	4	1	0	1	2	1	35
10:15	21	11	4	6	1	0	0	3	46	17	5	1	1	3	0	0	4	31
10:30	39	7	12	7	1	2	0	2	70	16	6	4	5	2	2	1	4	40
10:45	25	9	7	5	3	1	0	1	51	26	11	6	3	0	0	0	3	49
Hour	107	33	28	19	7	3	0	12	209	78	29	15	10	5	3	3	12	155
11:00	25	9	4	2	0	0	0	6	46	16	5	2	2	1	0	0	2	28
11:15	19	8	3	5	1	0	1	3	40	27	5	6	1	1	0	0	2	42
11:30	29	3	10	4	0	0	0	0	46	16	5	2	2	2	0	1	3	31
11:45	26	6	6	2	1	0	1	4	46	28	2	4	2	0	0	1	5	42
Hour	99	26	23	13	2	0	2	13	178	87	17	14	7	4	0	2	12	143
Total	884	175	116	85	33	11	14	146	1464	602	144	102	54	32	10	14	145	1103

Site No. 6
Location Irishtown Road / Londonbridge Road / Tritonville Road / Church Avenue
Date 04 April 2017

Time	To Arm B - Londonbridge Road								Veh. Total	From Arm B - Londonbridge Road								Veh. Total
	CAR	TAXI	LGV	HGV	Dbus	Obus	M/C	P/C		CAR	TAXI	LGV	HGV	Dbus	Obus	M/C	P/C	
00:00	4	1	0	0	0	0	0	0	5	3	1	0	0	0	0	0	0	4
00:15	5	0	1	0	0	0	0	0	6	0	1	0	0	0	0	0	0	1
00:30	0	0	1	0	0	0	0	0	1	3	0	0	0	0	0	0	0	3
00:45	1	0	0	0	0	0	0	0	1	4	0	1	0	0	0	0	0	5
Hour	10	1	2	0	0	0	0	0	13	10	2	1	0	0	0	0	0	13
01:00	3	1	1	0	0	0	0	0	5	3	1	0	0	0	0	0	0	4
01:15	4	1	1	0	0	0	0	0	6	1	0	0	0	0	0	0	0	1
01:30	2	0	0	0	0	0	0	0	2	2	0	0	0	0	0	0	0	2
01:45	0	0	0	0	0	0	0	0	0	1	0	0	0	0	0	0	0	1
Hour	9	2	2	0	0	0	0	0	13	7	1	0	0	0	0	0	0	8
02:00	0	0	0	0	0	0	0	0	0	0	0	0	0	0	0	0	0	0
02:15	0	0	0	0	0	0	0	0	0	0	0	0	0	0	0	0	0	0
02:30	0	0	0	0	0	0	0	0	0	1	0	0	0	0	0	0	0	1
02:45	3	0	0	0	0	0	0	0	3	0	0	0	0	0	0	0	0	0
Hour	3	0	0	0	0	0	0	0	3	1	0	0	0	0	0	0	0	1
03:00	0	0	0	0	0	0	0	0	0	1	0	0	0	0	0	0	0	1
03:15	0	0	0	0	0	0	0	0	0	0	1	0	0	0	0	0	0	1
03:30	0	0	0	0	0	0	0	0	0	1	1	0	0	0	0	0	0	2
03:45	0	1	0	0	0	0	0	0	1	1	1	0	0	0	0	0	0	2
Hour	0	1	0	0	0	0	0	0	1	3	3	0	0	0	0	0	0	6
04:00	1	0	1	0	0	0	0	0	2	1	0	0	0	0	0	0	0	1
04:15	0	0	0	0	0	0	0	0	0	1	1	2	0	0	0	0	0	4
04:30	0	0	0	0	0	0	0	0	0	1	0	0	0	0	0	0	0	1
04:45	0	0	1	0	0	0	0	1	2	4	1	0	0	0	0	0	0	5
Hour	1	0	2	0	0	0	0	1	4	7	2	2	0	0	0	0	0	11
05:00	1	1	0	0	0	0	0	0	2	1	0	0	0	0	0	0	0	1
05:15	1	1	1	0	0	0	0	1	4	4	1	1	0	0	0	0	1	7
05:30	0	0	1	0	0	0	0	0	1	5	0	0	0	0	0	0	1	6
05:45	7	0	1	0	0	0	0	0	8	7	1	1	0	0	0	1	1	11
Hour	9	2	3	0	0	0	0	1	15	17	2	2	0	0	0	1	3	25
06:00	3	0	0	0	0	1	0	2	6	13	0	1	0	0	0	0	1	15
06:15	7	1	1	0	0	0	0	0	9	21	1	5	0	0	0	0	1	28
06:30	5	1	3	0	0	0	0	0	9	22	1	7	0	0	0	1	3	34
06:45	13	0	4	0	0	0	0	2	19	31	1	3	1	0	0	0	6	42
Hour	28	2	8	0	0	1	0	4	43	87	3	16	1	0	0	1	11	119
07:00	13	1	3	1	0	0	0	4	22	30	3	3	0	0	1	0	2	39
07:15	22	1	7	1	0	1	0	2	34	20	3	2	0	0	0	3	2	30
07:30	26	1	3	0	0	0	0	5	35	25	1	3	0	0	0	0	1	30
07:45	35	1	3	1	0	1	2	2	45	30	4	0	0	0	2	0	4	40
Hour	96	4	16	3	0	2	2	13	136	105	11	8	0	0	3	3	9	139
08:00	42	1	3	1	0	0	0	0	47	34	3	2	0	0	0	0	1	40
08:15	44	1	6	0	0	0	0	8	59	26	1	4	1	0	0	0	6	38
08:30	40	5	4	0	0	1	1	11	62	37	6	2	1	0	1	1	10	58
08:45	45	3	6	1	0	0	1	14	70	35	4	5	1	0	0	1	6	52
Hour	171	10	19	2	0	1	2	33	238	132	14	13	3	0	1	2	23	188
09:00	44	1	8	1	0	0	0	12	66	29	7	4	0	0	1	1	3	45
09:15	24	0	2	3	0	0	2	2	33	19	4	5	0	0	0	1	0	29
09:30	24	2	7	0	0	0	0	2	35	24	0	3	0	0	0	1	3	31
09:45	32	2	7	1	0	0	0	1	43	37	5	3	1	0	0	1	3	50
Hour	124	5	24	5	0	0	2	17	177	109	16	15	1	0	1	4	9	155
10:00	26	0	8	1	0	0	2	3	40	26	1	3	1	0	1	0	2	34
10:15	38	0	2	1	0	0	0	2	43	20	1	4	0	0	0	0	1	26
10:30	26	1	4	0	0	0	0	3	34	22	1	6	0	0	0	0	0	29
10:45	37	3	7	2	0	0	0	3	52	21	9	5	1	0	1	0	0	37
Hour	127	4	21	4	0	0	2	11	169	89	12	18	2	0	2	0	3	126
11:00	19	4	5	1	0	0	0	0	29	28	4	2	0	0	0	0	1	35
11:15	22	3	0	1	0	0	0	0	26	21	0	2	1	0	0	0	0	24
11:30	20	1	1	1	0	0	0	2	25	30	1	7	2	0	0	0	2	42
11:45	24	2	4	0	0	0	0	1	31	38	0	1	0	0	0	0	2	41
Hour	85	10	10	3	0	0	0	3	111	117	5	12	3	0	0	0	5	142
Total	663	41	107	17	0	4	8	83	923	684	71	87	10	0	7	11	63	933

Site No. 6
Location Irishtown Road / Londonbridge Road / Tritonville Road / Church Avenue
Date 04 April 2017

Time	To Arm C - Tritonville Road								Veh. Total	From Arm C - Tritonville Road								Veh. Total
	CAR	TAXI	LGV	HGV	Dbus	Obus	M/C	P/C		CAR	TAXI	LGV	HGV	Dbus	Obus	M/C	P/C	
00:00	2	3	2	0	0	0	0	1	8	4	3	0	0	0	0	0	0	7
00:15	4	4	0	0	0	0	0	0	8	5	3	0	0	0	0	0	0	8
00:30	5	2	0	0	0	0	0	1	8	3	4	3	0	0	0	0	1	11
00:45	4	3	0	0	0	0	0	1	8	2	7	0	0	0	0	0	0	9
Hour	15	12	2	0	0	0	0	3	32	14	17	3	0	0	0	0	1	35
01:00	3	2	0	0	0	0	0	0	5	1	5	0	0	0	0	0	1	7
01:15	0	1	0	0	0	0	0	0	1	1	1	0	0	0	0	0	0	2
01:30	0	1	0	0	0	0	0	0	1	0	1	0	0	0	0	0	0	1
01:45	0	1	0	0	0	0	0	0	1	1	1	0	0	0	0	0	0	2
Hour	3	5	0	0	0	0	0	0	8	3	8	0	0	0	0	0	1	12
02:00	0	2	0	0	0	0	0	0	2	0	0	0	0	0	0	0	0	0
02:15	0	0	0	0	0	0	0	1	1	0	2	0	0	0	0	0	0	2
02:30	0	0	0	0	0	0	0	1	1	0	0	0	0	0	0	0	0	0
02:45	2	0	0	0	0	0	0	0	2	0	1	0	0	0	0	0	0	1
Hour	2	2	0	0	0	0	0	2	6	0	3	0	0	0	0	0	0	3
03:00	0	0	0	0	0	0	0	0	0	0	0	0	0	0	0	0	0	0
03:15	0	0	0	0	0	0	0	0	0	1	0	0	0	1	0	0	0	2
03:30	0	0	0	0	0	0	0	0	0	0	0	0	0	0	0	0	0	0
03:45	2	0	0	0	0	0	0	0	2	1	1	1	1	0	0	0	0	4
Hour	2	0	0	0	0	0	0	0	2	2	1	1	1	1	0	0	0	6
04:00	0	1	1	0	0	0	0	0	2	0	0	0	0	0	0	0	0	0
04:15	1	2	1	0	0	0	0	1	5	1	6	0	0	0	0	0	0	7
04:30	0	0	1	0	0	0	0	1	2	3	0	0	0	0	0	0	0	3
04:45	2	1	0	0	0	0	0	0	3	3	3	0	0	0	0	0	1	7
Hour	3	4	3	0	0	0	0	2	12	7	9	0	0	0	0	0	1	17
05:00	1	0	0	0	0	0	0	0	1	2	1	0	0	0	0	0	0	3
05:15	2	1	1	1	0	0	0	0	5	2	3	0	0	0	0	0	0	5
05:30	0	0	0	0	0	0	0	0	0	3	0	0	0	0	0	0	1	4
05:45	2	2	1	0	0	0	0	1	6	7	7	0	1	0	1	0	2	18
Hour	5	3	2	1	0	0	0	1	12	14	11	0	1	0	1	0	3	30
06:00	9	1	2	1	0	0	0	2	15	8	3	0	0	0	1	0	1	13
06:15	10	4	0	0	0	0	0	1	15	15	2	3	0	0	0	1	1	22
06:30	12	1	3	2	3	0	0	4	25	29	3	3	1	0	0	0	0	36
06:45	30	3	1	1	1	1	0	0	37	38	2	6	2	2	0	1	3	54
Hour	61	9	6	4	4	1	0	7	92	90	10	12	3	2	1	2	5	125
07:00	15	4	1	3	1	1	2	1	28	44	4	3	2	2	0	0	7	62
07:15	29	4	4	1	1	0	0	7	46	52	10	6	1	2	1	1	4	77
07:30	31	3	7	5	2	0	0	8	56	75	9	6	1	1	1	1	9	103
07:45	34	6	5	0	2	1	0	6	54	93	4	4	0	2	2	0	11	116
Hour	109	17	17	9	6	2	2	22	184	264	27	19	4	7	4	2	31	358
08:00	42	6	3	3	1	0	0	8	63	100	9	7	2	1	1	0	5	125
08:15	34	2	3	1	2	0	3	20	65	89	5	2	1	2	1	3	12	115
08:30	70	10	5	2	0	2	1	20	110	94	5	5	1	3	0	4	25	137
08:45	56	6	8	0	3	2	1	14	90	97	5	6	0	2	2	1	25	138
Hour	202	24	19	6	6	4	5	62	328	380	24	20	4	8	4	8	67	515
09:00	29	3	8	1	1	1	3	8	54	85	6	2	1	2	1	0	19	116
09:15	33	9	6	3	2	0	0	9	62	62	12	4	2	3	1	0	8	92
09:30	20	5	3	4	0	0	0	9	41	57	8	8	0	0	1	1	7	82
09:45	28	8	6	1	2	0	2	3	50	61	7	7	2	4	1	2	5	89
Hour	110	25	23	9	5	1	5	29	207	265	33	21	5	9	4	3	39	379
10:00	24	8	2	1	0	0	2	1	38	39	8	8	1	2	0	2	9	69
10:15	23	5	1	1	2	0	0	2	34	36	12	6	3	2	0	0	3	62
10:30	23	7	7	0	2	2	1	2	44	68	7	16	2	1	1	0	3	98
10:45	29	12	5	0	0	0	0	3	49	48	10	7	6	3	0	0	3	77
Hour	99	32	15	2	4	2	3	8	165	191	37	37	12	8	1	2	18	306
11:00	24	7	2	0	1	0	0	2	36	39	15	9	3	0	0	0	5	71
11:15	31	3	8	0	1	0	0	4	47	43	9	7	2	1	0	1	2	65
11:30	23	5	7	3	2	0	1	2	43	41	4	8	1	0	0	0	0	54
11:45	34	2	3	0	0	0	1	5	45	46	9	8	3	1	0	1	4	72
Hour	112	17	20	3	4	0	2	13	171	169	37	32	9	2	0	2	11	262
Total	723	150	107	34	29	10	17	149	1219	1399	217	145	39	37	15	19	177	2048

Site No. 6
Location Irishtown Road / Londonbridge Road / Tritonville Road / Church Avenue
Date 04 April 2017

Time	To Arm D - Church Avenue								Veh. Total	From Arm D - Church Avenue								Veh. Total
	CAR	TAXI	LGV	HGV	Dbus	Obus	M/C	P/C		CAR	TAXI	LGV	HGV	Dbus	Obus	M/C	P/C	
00:00	2	1	0	0	0	0	0	0	3	3	1	1	1	0	0	0	0	6
00:15	1	0	0	0	0	0	0	0	1	6	0	1	0	0	0	0	0	7
00:30	2	0	0	0	0	0	0	0	2	0	0	1	0	0	0	0	0	1
00:45	1	0	0	0	0	0	0	0	1	2	0	0	0	0	0	0	0	2
Hour	6	1	0	0	0	0	0	0	7	11	1	3	1	0	0	0	0	16
01:00	0	0	0	0	0	0	0	0	0	1	0	1	0	0	0	0	0	2
01:15	2	0	0	0	1	0	0	0	3	1	1	0	0	1	0	0	0	3
01:30	1	0	0	0	0	0	0	0	1	1	0	0	0	0	0	0	0	1
01:45	1	0	0	0	0	0	0	0	1	0	0	0	0	0	0	0	0	0
Hour	4	0	0	0	1	0	0	0	5	3	1	1	0	1	0	0	0	6
02:00	0	0	0	0	0	0	0	0	0	0	0	0	0	0	0	0	0	0
02:15	0	0	0	0	0	0	0	0	0	0	0	1	0	0	0	0	0	1
02:30	0	0	0	0	0	0	0	0	0	0	0	0	0	0	0	0	0	0
02:45	0	0	0	0	0	0	0	0	0	3	0	0	0	0	0	0	0	3
Hour	0	0	0	0	0	0	0	0	0	3	0	1	0	0	0	0	0	4
03:00	1	0	0	1	0	0	0	0	2	0	1	0	0	0	0	0	0	1
03:15	0	1	0	0	1	0	0	0	2	0	0	0	0	0	0	0	0	0
03:30	1	0	0	0	0	0	0	0	1	0	0	0	0	0	0	0	0	0
03:45	1	0	0	0	0	0	0	0	1	0	0	1	0	0	0	0	0	1
Hour	3	1	0	1	1	0	0	0	6	0	1	1	0	0	0	0	0	2
04:00	1	0	0	0	0	0	0	0	1	3	0	0	0	0	0	0	0	3
04:15	2	5	0	0	0	0	0	0	7	0	0	1	0	0	0	0	0	1
04:30	2	0	0	0	0	0	0	0	2	1	0	0	0	0	0	0	0	1
04:45	5	2	1	0	0	0	0	0	8	0	0	0	0	0	0	0	0	0
Hour	10	7	1	0	0	0	0	0	18	4	0	1	0	0	0	0	0	5
05:00	2	1	0	1	0	0	0	0	4	3	1	0	0	0	0	0	0	4
05:15	5	2	1	0	0	0	0	1	9	1	1	1	2	0	0	0	1	6
05:30	8	0	0	1	0	0	0	1	10	5	0	1	0	0	0	0	0	6
05:45	9	3	0	2	0	0	0	0	14	7	0	1	0	0	0	0	0	8
Hour	24	6	1	4	0	0	0	2	37	16	2	3	2	0	0	0	1	24
06:00	13	2	1	2	0	0	0	0	18	3	0	1	1	0	0	0	1	6
06:15	26	1	6	2	0	0	1	0	36	5	1	1	0	0	0	0	0	7
06:30	33	0	7	0	0	0	1	3	44	1	1	3	4	0	0	0	0	9
06:45	42	1	3	2	0	0	0	7	55	11	0	1	2	0	0	0	2	16
Hour	114	4	17	6	0	0	2	10	153	20	2	6	7	0	0	0	3	38
07:00	40	3	6	1	0	0	0	3	53	11	0	3	5	0	0	0	3	22
07:15	32	6	4	1	0	1	3	2	49	15	0	7	7	0	0	0	1	30
07:30	43	6	6	5	0	0	0	0	60	17	1	6	8	0	0	0	3	35
07:45	44	3	2	0	0	1	0	5	55	25	0	2	4	0	0	2	1	34
Hour	159	18	18	7	0	2	3	10	217	68	1	18	24	0	0	2	8	121
08:00	48	7	4	2	0	1	0	2	64	25	1	2	3	0	0	0	1	32
08:15	44	3	0	1	0	0	1	4	53	28	1	6	4	0	0	0	4	43
08:30	43	7	5	2	1	0	3	4	65	27	5	4	2	0	1	0	5	44
08:45	48	5	3	2	0	1	0	4	63	31	3	5	3	0	0	1	5	48
Hour	183	22	12	7	1	2	4	14	245	111	10	17	12	0	1	1	15	167
09:00	30	6	4	1	0	2	0	0	43	31	1	9	5	0	0	0	2	48
09:15	29	6	5	2	1	1	0	0	44	14	2	2	5	0	0	2	2	27
09:30	31	1	5	2	0	0	1	1	41	19	1	5	4	0	0	0	2	31
09:45	41	3	4	2	2	0	0	2	54	21	2	7	4	0	0	0	0	34
Hour	131	16	18	7	3	3	1	3	182	85	6	23	18	0	0	2	6	140
10:00	32	2	5	1	0	2	0	2	44	20	0	5	1	0	0	0	0	26
10:15	21	2	5	2	2	0	0	2	34	30	0	1	6	0	0	0	1	38
10:30	33	1	5	6	0	0	0	0	45	15	2	2	6	0	1	0	0	26
10:45	28	7	4	6	0	0	0	0	45	24	1	5	3	0	0	0	1	34
Hour	114	12	19	15	2	2	0	4	168	89	3	13	16	0	1	0	2	124
11:00	29	6	5	3	0	0	0	0	43	14	2	3	1	0	0	0	0	20
11:15	33	1	5	2	0	0	0	0	41	14	1	1	4	0	0	0	3	23
11:30	33	1	5	2	0	0	0	2	43	18	0	6	5	0	0	0	1	30
11:45	44	2	3	3	0	0	0	1	53	16	1	3	0	0	0	0	0	20
Hour	139	10	18	10	0	0	0	3	180	62	4	13	10	0	0	0	4	93
Total	887	97	104	57	8	9	10	46	1218	472	31	100	90	1	2	5	39	740

Site No. 6
Location Irishtown Road / Londonbridge Road / Tritonville Road / Church Avenue
Date 04 April 2017

Time	A to D - Irishtown Road to Church Avenue								Veh. Total	A to C - Irishtown Road to Tritonville Road								Veh. Total
	CAR	TAXI	LGV	HGV	Dbus	Obus	M/C	P/C		CAR	TAXI	LGV	HGV	Dbus	Obus	M/C	P/C	
12:00	4	0	0	1	0	0	0	0	5	24	5	3	0	1	0	1	1	35
12:15	5	0	0	3	0	0	0	0	8	17	4	2	2	1	0	1	1	28
12:30	2	1	0	5	0	0	0	0	8	29	3	5	0	1	0	2	4	44
12:45	5	0	0	1	0	0	0	1	7	25	6	2	0	0	0	1	0	34
Hour	16	1	0	10	0	0	0	1	28	95	18	12	2	3	0	5	6	141
13:00	4	0	1	1	0	0	0	2	8	32	3	6	0	0	0	0	2	43
13:15	1	0	0	4	0	1	0	0	6	27	2	5	1	1	0	1	5	42
13:30	0	0	1	2	0	0	0	1	4	25	4	3	2	1	0	0	1	36
13:45	2	0	0	2	0	0	0	0	4	31	2	3	0	0	1	1	4	42
Hour	7	0	2	9	0	1	0	3	22	115	11	17	3	2	1	2	12	163
14:00	5	0	1	0	0	0	0	0	6	19	5	4	0	1	0	0	8	37
14:15	5	0	0	2	1	0	0	1	9	28	2	8	1	3	0	1	3	46
14:30	0	0	0	1	0	0	0	0	1	22	5	5	0	1	0	0	1	34
14:45	2	0	0	1	0	0	0	2	5	20	3	2	0	1	0	0	2	28
Hour	12	0	1	4	1	0	0	3	21	89	15	19	1	6	0	1	14	145
15:00	0	0	0	2	0	0	0	0	2	27	4	1	0	1	0	0	4	37
15:15	3	0	0	1	0	0	0	0	4	34	9	3	1	2	0	0	3	52
15:30	1	0	1	4	0	0	0	0	6	28	5	5	0	1	0	1	5	45
15:45	1	0	1	3	0	0	0	1	6	31	3	2	0	0	0	0	4	40
Hour	5	0	2	10	0	0	0	1	18	120	21	11	1	4	0	1	16	174
16:00	1	0	0	1	0	0	0	0	2	31	2	1	0	3	0	0	2	39
16:15	1	0	0	3	0	0	0	0	4	33	5	2	1	0	0	1	5	47
16:30	1	0	0	1	0	0	0	0	2	44	3	6	0	2	0	0	2	57
16:45	4	0	1	2	0	0	0	0	7	36	1	5	0	1	0	0	7	50
Hour	7	0	1	7	0	0	0	0	15	144	11	14	1	6	0	1	16	193
17:00	2	0	0	2	0	0	1	0	5	29	1	1	0	1	0	0	6	38
17:15	3	0	0	1	0	0	0	0	4	65	6	0	0	2	0	0	9	82
17:30	3	0	0	2	0	0	0	0	5	62	5	0	0	2	0	0	11	80
17:45	7	0	0	1	0	0	0	0	8	65	1	3	0	2	0	1	9	81
Hour	15	0	0	6	0	0	1	0	22	221	13	4	0	7	0	1	35	281
18:00	2	0	0	0	1	0	0	0	3	62	1	3	0	1	0	0	16	83
18:15	2	0	0	1	0	0	0	2	5	57	3	1	0	1	0	1	12	75
18:30	3	0	0	0	0	0	0	0	3	54	3	1	0	0	0	1	4	63
18:45	2	0	0	1	0	0	0	0	3	36	5	4	0	2	0	1	15	63
Hour	9	0	0	2	1	0	0	2	14	209	12	9	0	4	0	3	47	284
19:00	5	0	0	1	0	0	0	0	6	49	6	0	0	1	0	0	9	65
19:15	2	0	0	0	0	0	0	0	2	42	5	2	0	1	0	1	7	58
19:30	7	0	0	0	1	0	0	0	8	39	4	0	0	2	0	2	6	53
19:45	2	0	0	0	0	0	0	0	2	22	4	1	0	0	0	0	7	34
Hour	16	0	0	1	1	0	0	0	18	152	19	3	0	4	0	3	29	210
20:00	2	0	0	0	0	0	0	0	2	27	6	0	0	1	0	0	7	41
20:15	0	2	0	0	0	0	0	0	2	19	3	1	0	0	0	0	4	27
20:30	3	0	0	0	0	0	0	0	3	26	1	1	0	1	0	0	3	32
20:45	4	0	0	1	0	0	0	0	5	26	2	1	0	1	0	1	1	32
Hour	9	2	0	1	0	0	0	0	12	98	12	3	0	3	0	1	15	132
21:00	3	0	0	0	0	0	0	0	3	17	7	4	0	1	0	0	1	30
21:15	2	0	0	0	0	0	0	0	2	11	2	2	0	0	0	0	4	19
21:30	4	1	0	0	0	0	0	0	5	15	3	0	0	2	0	0	2	22
21:45	4	0	0	0	0	0	0	0	4	15	1	0	0	0	0	0	0	16
Hour	13	1	0	0	0	0	0	0	14	58	13	6	0	3	0	0	7	87
22:00	3	1	1	0	0	0	0	0	5	13	0	1	0	1	0	0	0	15
22:15	2	0	0	0	0	0	0	0	2	11	5	0	0	0	0	0	2	18
22:30	3	0	0	0	0	1	0	0	4	11	5	0	0	1	0	0	0	17
22:45	0	0	0	0	0	0	0	0	0	7	3	0	0	2	0	0	1	13
Hour	8	1	1	0	0	1	0	0	11	42	13	1	0	4	0	0	3	63
23:00	1	0	0	0	0	0	0	0	1	4	3	1	0	0	0	0	1	9
23:15	2	0	0	0	0	0	0	0	2	1	2	0	0	0	0	0	0	3
23:30	1	0	1	0	0	0	0	0	2	6	4	0	0	2	0	0	0	12
23:45	2	0	0	0	0	0	0	0	2	5	2	0	0	0	0	0	1	8
Hour	6	0	1	0	0	0	0	0	7	16	11	1	0	2	0	0	2	32
Total	123	5	8	50	3	2	1	10	202	1359	169	100	8	48	1	18	202	1905

Site No. 6
Location Irishtown Road / Londonbridge Road / Tritonville Road / Church Avenue
Date 04 April 2017

Time	A to B - Irishtown Road to Londonbridge Road								Veh. Total	B to A - Londonbridge Road to Irishtown Road								Veh. Total
	CAR	TAXI	LGV	HGV	Dbus	Obus	M/C	P/C		CAR	TAXI	LGV	HGV	Dbus	Obus	M/C	P/C	
12:00	2	0	0	0	0	0	0	0	2	3	4	3	0	0	0	0	0	10
12:15	0	0	2	0	0	0	0	0	2	2	0	1	0	0	0	0	0	3
12:30	5	0	0	0	0	0	0	1	6	1	1	0	1	0	0	0	0	3
12:45	1	0	1	1	0	0	1	0	4	8	0	4	0	0	0	0	0	12
Hour	8	0	3	1	0	0	1	1	14	14	5	8	1	0	0	0	0	28
13:00	6	0	0	0	0	0	0	0	6	7	0	0	0	0	0	0	1	8
13:15	2	0	3	0	0	0	0	0	5	6	1	1	1	0	0	0	0	9
13:30	2	0	0	0	0	0	0	0	2	6	1	0	0	0	0	0	1	8
13:45	3	1	0	0	0	0	0	0	4	4	4	2	0	0	0	0	1	11
Hour	13	1	3	0	0	0	0	0	17	23	6	3	1	0	0	0	3	36
14:00	0	0	0	0	0	0	0	1	1	5	0	2	1	0	0	0	1	9
14:15	2	0	0	1	0	0	0	0	3	8	0	0	0	0	0	0	2	10
14:30	4	0	1	0	0	0	0	0	5	6	2	1	0	0	0	0	0	9
14:45	1	1	1	0	0	0	0	0	3	4	0	0	0	0	0	0	0	4
Hour	7	1	2	1	0	0	0	1	12	23	2	3	1	0	0	0	3	32
15:00	2	0	1	0	0	0	0	1	4	4	0	0	0	0	0	0	0	4
15:15	3	0	0	0	0	0	0	0	3	7	1	0	0	0	0	0	1	9
15:30	1	1	1	1	0	0	0	0	4	2	2	1	0	0	0	0	0	5
15:45	2	0	0	0	0	0	0	0	2	7	1	1	0	0	0	1	1	11
Hour	8	1	2	1	0	0	0	1	13	20	4	2	0	0	0	1	2	29
16:00	3	0	1	0	0	0	0	0	4	8	4	1	2	0	0	0	0	15
16:15	5	1	1	0	0	0	1	0	8	7	0	1	0	0	0	0	3	11
16:30	3	0	1	0	0	0	0	0	4	5	0	0	0	0	0	0	3	8
16:45	4	0	0	0	0	0	0	0	4	7	0	3	0	0	0	1	2	13
Hour	15	1	3	0	0	0	1	0	20	27	4	5	2	0	0	1	8	47
17:00	3	1	0	0	0	0	0	0	4	5	1	1	1	0	0	0	0	8
17:15	6	1	3	0	0	0	0	1	11	3	1	1	1	0	0	1	2	9
17:30	7	0	0	0	0	0	0	0	7	7	2	1	0	0	0	0	3	13
17:45	4	0	0	0	0	0	0	1	5	8	1	0	0	0	0	0	2	11
Hour	20	2	3	0	0	0	0	2	27	23	5	3	2	0	0	1	7	41
18:00	3	0	0	0	0	0	0	1	4	9	0	0	0	0	0	1	1	11
18:15	4	0	1	0	0	0	0	0	5	9	3	0	0	0	0	0	3	15
18:30	2	2	0	0	0	0	1	0	5	7	2	1	0	0	0	0	3	13
18:45	2	0	0	0	0	0	0	1	3	8	2	0	0	0	0	0	7	17
Hour	11	2	1	0	0	0	1	2	17	33	7	1	0	0	0	1	14	56
19:00	5	0	1	0	0	0	0	0	6	12	2	0	1	0	0	1	4	20
19:15	3	1	0	0	0	0	0	2	6	5	3	0	0	0	0	0	1	9
19:30	5	0	0	0	0	0	0	2	7	0	0	2	0	0	0	0	1	3
19:45	4	0	0	0	0	0	0	4	8	9	1	0	0	0	0	1	0	11
Hour	17	1	1	0	0	0	0	8	27	26	6	2	1	0	0	2	6	43
20:00	6	0	0	0	0	0	0	1	7	7	2	1	0	0	0	0	1	11
20:15	3	0	0	0	0	0	0	0	3	7	0	0	0	0	0	0	2	9
20:30	3	1	1	0	0	0	0	0	5	7	0	1	0	0	0	0	0	8
20:45	2	1	1	0	0	0	0	0	4	1	0	0	0	0	0	0	1	2
Hour	14	2	2	0	0	0	0	1	19	22	2	2	0	0	0	0	4	30
21:00	5	0	0	0	0	0	0	0	5	2	1	0	0	0	0	0	0	3
21:15	2	0	0	0	0	0	0	0	2	7	2	0	0	0	1	0	0	10
21:30	5	1	0	0	0	0	0	0	6	5	0	0	0	0	0	0	0	5
21:45	2	1	0	0	0	0	0	0	3	4	2	0	0	0	0	0	0	6
Hour	14	2	0	0	0	0	0	0	16	18	5	0	0	0	1	0	0	24
22:00	1	1	0	0	0	0	0	0	2	3	1	0	0	0	0	0	1	5
22:15	1	0	1	0	0	0	0	0	2	3	1	1	0	0	0	0	0	5
22:30	3	1	0	0	0	0	0	0	4	1	0	0	0	0	0	0	0	1
22:45	1	0	0	0	0	0	0	0	1	1	1	0	0	0	0	0	0	2
Hour	6	2	1	0	0	0	0	0	9	8	3	1	0	0	0	0	1	13
23:00	0	2	0	0	0	0	0	0	2	1	1	0	0	0	0	0	0	2
23:15	1	0	0	0	0	0	0	0	1	2	1	0	0	0	0	0	0	3
23:30	1	0	1	0	0	0	0	0	2	3	0	0	0	0	0	0	1	4
23:45	4	1	0	0	0	0	0	0	5	1	0	0	0	0	0	0	0	1
Hour	6	3	1	0	0	0	0	0	10	7	2	0	0	0	0	0	1	10
Total	139	18	22	3	0	0	3	16	201	244	51	30	8	0	1	6	49	389

Site No. 6
Location Irishtown Road / Londonbridge Road / Tritonville Road / Church Avenue
Date 04 April 2017

Time	B to D - Londonbridge Road to Church Avenue								Veh. Total	B to C - Londonbridge Road to Tritonville Road								Veh. Total
	CAR	TAXI	LGV	HGV	Dbus	Obus	M/C	P/C		CAR	TAXI	LGV	HGV	Dbus	Obus	M/C	P/C	
12:00	19	3	0	0	0	0	0	2	24	4	1	2	0	0	0	0	1	8
12:15	22	2	1	2	0	0	0	0	27	13	0	1	1	0	0	0	0	15
12:30	18	1	8	0	0	0	0	0	27	7	0	1	0	0	1	0	0	9
12:45	24	1	4	0	0	0	0	5	34	8	1	2	0	0	0	0	2	13
Hour	83	7	13	2	0	0	0	7	112	32	2	6	1	0	1	0	3	45
13:00	15	2	2	0	0	0	0	2	21	15	0	0	0	0	0	0	2	17
13:15	16	3	3	0	0	0	0	0	22	8	2	1	0	0	0	0	2	13
13:30	17	3	5	0	0	0	0	0	25	8	2	1	0	0	0	0	2	13
13:45	24	2	2	1	0	0	0	0	29	8	0	1	0	0	0	0	3	12
Hour	72	10	12	1	0	0	0	2	97	39	4	3	0	0	0	0	9	55
14:00	23	1	2	0	0	0	0	2	28	8	0	1	0	0	0	0	2	11
14:15	32	2	4	0	0	0	1	0	39	15	2	1	0	0	0	0	3	21
14:30	22	2	1	0	0	0	0	1	26	11	3	0	0	0	0	0	0	14
14:45	15	3	4	4	0	0	0	1	27	7	0	0	0	0	0	0	0	7
Hour	92	8	11	4	0	0	1	4	120	41	5	2	0	0	0	0	5	53
15:00	13	2	4	0	0	0	0	0	19	10	1	0	1	0	0	0	0	12
15:15	12	2	7	1	0	0	0	1	23	4	0	0	0	0	0	0	1	5
15:30	22	0	4	2	0	0	0	1	29	12	1	0	0	0	0	0	0	13
15:45	17	2	3	0	0	0	1	0	23	10	3	4	0	0	0	0	0	17
Hour	64	6	18	3	0	0	1	2	94	36	5	4	1	0	0	0	1	47
16:00	22	5	6	2	0	0	0	1	36	14	0	1	0	0	0	0	0	15
16:15	17	0	3	0	0	0	1	0	21	10	0	0	1	0	0	0	1	12
16:30	17	3	4	0	0	0	0	6	30	10	1	1	0	0	0	0	0	12
16:45	17	1	4	1	0	0	0	1	24	12	0	1	0	0	0	0	1	14
Hour	73	9	17	3	0	0	1	8	111	46	1	3	1	0	0	0	2	53
17:00	19	4	3	0	0	0	0	1	27	6	0	0	0	0	0	0	3	9
17:15	21	2	2	0	0	0	0	3	28	10	1	1	0	0	0	1	1	14
17:30	27	3	2	0	0	0	1	5	38	6	1	0	0	0	0	0	2	9
17:45	20	0	2	1	0	0	0	3	26	13	2	0	0	0	0	0	7	22
Hour	87	9	9	1	0	0	1	12	119	35	4	1	0	0	0	1	13	54
18:00	17	0	4	0	0	0	1	0	22	11	0	0	0	0	0	0	8	19
18:15	20	1	2	0	0	0	0	2	25	15	0	2	0	0	0	0	3	20
18:30	23	1	2	0	0	0	0	8	34	10	0	0	0	0	0	0	2	12
18:45	20	0	1	0	0	0	0	1	22	10	0	0	0	0	0	0	1	11
Hour	80	2	9	0	0	0	1	11	103	46	0	2	0	0	0	0	14	62
19:00	26	1	2	0	0	0	0	6	35	14	1	0	0	0	0	0	1	16
19:15	20	1	1	0	0	0	2	5	29	11	0	0	0	0	0	0	1	12
19:30	9	3	1	0	0	0	0	2	15	12	0	0	0	0	0	1	1	14
19:45	17	1	1	1	0	0	1	4	25	9	0	0	0	0	0	0	6	15
Hour	72	6	5	1	0	0	3	17	104	46	1	0	0	0	0	1	9	57
20:00	24	1	1	0	0	0	1	1	28	8	0	0	0	0	0	0	0	8
20:15	13	0	2	0	0	0	0	4	19	11	1	0	0	0	0	0	3	15
20:30	18	2	1	0	0	0	0	1	22	6	0	1	0	0	0	0	1	8
20:45	6	1	0	0	0	0	0	3	10	3	0	0	0	0	0	0	1	4
Hour	61	4	4	0	0	0	1	9	79	28	1	1	0	0	0	0	5	35
21:00	6	0	0	0	0	0	1	2	9	6	0	0	0	0	0	0	1	7
21:15	10	0	0	0	0	0	0	1	11	5	0	0	0	0	0	0	2	7
21:30	8	1	0	0	0	0	0	0	9	6	0	0	0	0	0	0	0	6
21:45	11	0	0	0	0	0	0	0	11	4	0	0	0	0	0	0	1	5
Hour	35	1	0	0	0	0	1	3	40	21	0	0	0	0	0	0	4	25
22:00	13	0	0	0	0	0	0	1	14	2	0	1	0	0	0	0	1	4
22:15	9	0	0	0	0	0	0	0	9	2	0	0	0	0	0	0	0	2
22:30	3	0	0	0	0	0	0	1	4	3	0	0	0	0	0	0	0	3
22:45	4	1	0	0	0	0	0	1	6	5	1	0	0	0	0	0	1	7
Hour	29	1	0	0	0	0	0	3	33	12	1	1	0	0	0	0	2	16
23:00	5	1	0	0	0	0	1	0	7	0	0	0	0	0	0	0	1	1
23:15	3	0	0	0	0	0	0	1	4	0	0	0	0	0	0	0	1	1
23:30	2	0	1	0	0	0	0	1	4	1	0	0	0	0	0	0	0	1
23:45	0	3	1	0	0	0	0	0	4	1	0	0	0	0	0	0	0	1
Hour	10	4	2	0	0	0	1	2	19	2	0	0	0	0	0	0	2	4
Total	758	67	100	15	0	0	11	80	1031	384	24	23	3	0	1	2	69	506

Site No. 6
Location Irishtown Road / Londonbridge Road / Tritonville Road / Church Avenue
Date 04 April 2017

Time	C to B - Tritonville Road to Londonbridge Road								Veh. Total	C to A - Tritonville Road to Irishtown Road								Veh. Total
	CAR	TAXI	LGV	HGV	Dbus	Obus	M/C	P/C		CAR	TAXI	LGV	HGV	Dbus	Obus	M/C	P/C	
12:00	9	1	2	0	0	0	0	0	12	28	8	6	4	2	0	0	3	51
12:15	6	1	1	0	0	0	0	2	10	25	4	12	1	1	1	0	4	48
12:30	7	0	2	0	0	0	0	3	12	21	7	4	0	0	0	2	1	35
12:45	6	1	3	0	0	0	0	0	10	25	7	7	1	1	0	0	0	41
Hour	28	3	8	0	0	0	0	5	44	99	26	29	6	4	1	2	8	175
13:00	7	0	0	0	0	0	0	0	7	21	6	9	1	1	0	2	0	40
13:15	2	0	0	0	0	0	0	0	2	36	6	5	0	1	0	0	4	52
13:30	10	0	1	0	0	0	0	1	12	30	7	5	1	1	2	0	2	48
13:45	5	0	1	0	0	0	0	1	7	23	6	4	0	1	1	1	1	37
Hour	24	0	2	0	0	0	0	2	28	110	25	23	2	4	3	3	7	177
14:00	5	0	1	0	0	0	0	2	8	18	3	5	0	1	0	1	7	35
14:15	17	0	0	0	0	0	0	0	17	32	9	4	1	2	0	0	3	51
14:30	11	0	1	0	0	0	0	1	13	42	7	4	0	0	0	0	1	54
14:45	6	0	0	0	0	0	1	1	8	20	5	3	0	3	0	1	2	34
Hour	39	0	2	0	0	0	1	4	46	112	24	16	1	6	0	2	13	174
15:00	8	0	1	0	0	0	0	1	10	38	7	3	0	1	4	1	3	57
15:15	9	0	2	1	0	0	0	1	13	29	7	10	0	1	0	0	2	49
15:30	14	0	1	0	0	0	0	1	16	31	6	3	0	0	1	0	2	43
15:45	10	0	2	0	0	0	0	0	12	27	4	5	1	1	0	1	5	44
Hour	41	0	6	1	0	0	0	3	51	125	24	21	1	3	5	2	12	193
16:00	14	1	0	0	0	0	0	1	16	40	1	3	1	2	2	1	3	53
16:15	9	0	0	0	0	0	0	0	9	48	8	9	0	1	0	1	7	74
16:30	5	1	1	0	0	0	0	0	7	32	4	1	0	0	0	1	6	44
16:45	10	0	2	0	0	0	0	1	13	33	4	3	3	2	0	0	5	50
Hour	38	2	3	0	0	0	0	2	45	153	17	16	4	5	2	3	21	221
17:00	9	0	4	0	0	0	1	3	17	46	2	5	0	1	0	2	8	64
17:15	12	1	0	0	0	0	0	0	13	34	5	2	0	1	0	4	14	60
17:30	14	1	0	0	0	0	1	0	16	29	3	5	0	1	0	3	10	51
17:45	11	0	0	0	0	0	0	0	11	36	6	3	0	1	0	1	20	67
Hour	46	2	4	0	0	0	2	3	57	145	16	15	0	4	0	10	52	242
18:00	6	1	1	0	0	0	0	3	11	39	4	3	0	2	0	2	9	59
18:15	10	0	1	0	0	0	0	0	11	28	5	3	0	0	0	1	7	44
18:30	9	0	1	0	0	0	0	3	13	35	4	4	0	1	0	2	6	52
18:45	13	0	0	0	0	0	0	1	14	35	5	1	1	0	0	0	8	50
Hour	38	1	3	0	0	0	0	7	49	137	18	11	1	3	0	5	30	205
19:00	16	0	0	0	0	0	0	1	17	43	6	1	0	3	0	2	6	61
19:15	10	0	0	0	0	0	0	0	10	32	6	1	0	0	0	0	6	45
19:30	15	0	0	0	0	0	0	1	16	23	5	3	0	2	0	1	2	36
19:45	9	2	0	0	0	0	1	1	13	30	3	5	0	0	0	0	3	41
Hour	50	2	0	0	0	0	1	3	56	128	20	10	0	5	0	3	17	183
20:00	7	0	0	0	0	0	0	1	8	29	5	0	0	2	0	1	5	42
20:15	6	0	0	0	0	0	0	1	7	28	4	1	0	0	0	1	1	35
20:30	7	0	0	0	0	0	0	0	7	24	3	2	0	1	0	1	6	37
20:45	4	0	1	0	0	0	0	0	5	18	3	3	0	0	0	0	2	26
Hour	24	0	1	0	0	0	0	2	27	99	15	6	0	3	0	3	14	140
21:00	12	0	0	0	0	0	0	0	12	10	6	0	0	2	0	0	4	22
21:15	7	0	0	0	0	0	0	1	8	26	3	2	0	0	0	0	3	34
21:30	3	0	0	0	0	0	0	0	3	17	2	0	0	1	0	0	2	22
21:45	5	0	0	0	0	0	0	1	6	11	6	1	0	0	0	0	4	22
Hour	27	0	0	0	0	0	0	2	29	64	17	3	0	3	0	0	13	100
22:00	3	0	0	0	0	0	0	0	3	7	5	0	0	2	0	0	2	16
22:15	1	0	0	0	0	0	0	1	2	7	5	0	0	0	0	0	1	13
22:30	3	0	0	0	0	0	0	1	4	11	7	1	0	1	0	0	4	24
22:45	1	0	1	0	0	0	0	0	2	10	6	1	0	0	0	1	1	19
Hour	8	0	1	0	0	0	0	2	11	35	23	2	0	3	0	1	8	72
23:00	4	1	1	0	0	0	0	0	6	7	2	1	0	2	0	4	1	17
23:15	0	2	0	0	0	0	0	0	2	4	2	1	0	0	0	0	0	7
23:30	1	0	0	0	0	0	0	0	1	5	4	0	0	1	0	0	0	10
23:45	0	0	0	0	0	0	0	0	0	1	7	1	0	1	0	0	0	10
Hour	5	3	1	0	0	0	0	0	9	17	15	3	0	4	0	4	1	44
Total	368	13	31	1	0	0	4	35	452	1224	240	155	15	47	11	38	196	1926

Site No. 6
Location Irishtown Road / Londonbridge Road / Tritonville Road / Church Avenue
Date 04 April 2017

Time	C to D - Tritonville Road to Church Avenue								Veh. Total	D to C - Church Avenue to Tritonville Road								Veh. Total
	CAR	TAXI	LGV	HGV	Dbus	Obus	M/C	P/C		CAR	TAXI	LGV	HGV	Dbus	Obus	M/C	P/C	
12:00	22	0	5	1	0	0	0	2	30	1	0	0	0	0	0	0	1	2
12:15	18	0	5	1	0	0	1	1	26	3	0	1	0	0	0	0	0	4
12:30	16	1	5	3	0	1	2	0	28	3	1	1	0	0	0	0	0	5
12:45	17	1	5	1	0	0	0	0	24	2	0	3	1	0	0	0	3	9
Hour	73	2	20	6	0	1	3	3	108	9	1	5	1	0	0	0	4	20
13:00	18	3	4	1	0	0	0	0	26	4	0	1	2	0	0	0	0	7
13:15	19	0	1	0	0	2	0	0	22	5	0	0	0	0	0	0	0	5
13:30	19	1	2	2	0	0	0	0	24	5	0	0	0	0	0	0	1	6
13:45	16	2	2	1	0	1	0	0	22	1	1	1	0	0	0	0	0	3
Hour	72	6	9	4	0	3	0	0	94	15	1	2	2	0	0	0	1	21
14:00	22	4	4	1	0	0	0	0	31	6	0	0	1	0	0	1	0	8
14:15	19	2	0	1	0	0	0	0	22	1	0	0	0	0	0	0	1	2
14:30	23	1	6	2	0	0	0	0	32	2	0	0	0	0	0	0	0	2
14:45	21	0	3	2	0	0	0	0	26	9	1	0	0	0	0	0	0	10
Hour	85	7	13	6	0	0	0	0	111	18	1	0	1	0	0	1	1	22
15:00	22	2	3	1	0	0	1	1	30	1	0	1	0	0	0	0	0	2
15:15	19	2	7	0	0	0	0	0	28	1	0	0	1	0	0	0	1	3
15:30	22	3	7	2	0	0	0	1	35	2	0	1	0	0	0	0	1	4
15:45	29	4	6	0	1	0	0	0	40	3	0	1	0	0	0	0	0	4
Hour	92	11	23	3	1	0	1	2	133	7	0	3	1	0	0	0	2	13
16:00	35	2	3	4	0	0	1	0	45	1	0	0	0	0	0	0	0	1
16:15	47	2	5	1	0	0	0	0	55	3	0	0	0	0	0	0	0	3
16:30	36	5	8	0	0	0	0	0	49	2	0	0	0	0	0	0	1	3
16:45	27	1	4	0	0	0	0	1	33	1	0	0	0	0	0	0	0	1
Hour	145	10	20	5	0	0	1	1	182	7	0	0	0	0	0	0	1	8
17:00	23	3	4	1	0	0	0	2	33	5	0	0	0	0	0	0	0	5
17:15	28	4	6	0	0	0	2	2	42	5	0	0	0	0	0	0	1	6
17:30	37	0	2	1	0	0	0	0	40	3	0	0	0	0	0	1	0	4
17:45	43	0	5	2	0	0	1	2	53	2	0	0	0	0	0	0	0	2
Hour	131	7	17	4	0	0	3	6	168	15	0	0	0	0	0	1	1	17
18:00	41	1	2	0	1	1	0	0	46	3	0	0	1	0	0	0	0	4
18:15	28	0	3	0	0	0	0	0	31	3	0	0	0	0	0	0	0	3
18:30	33	1	0	2	0	0	1	4	41	5	0	0	0	0	0	0	1	6
18:45	28	0	0	0	1	0	0	0	29	3	0	0	0	0	0	0	0	3
Hour	130	2	5	2	2	1	1	4	147	14	0	0	1	0	0	0	1	16
19:00	24	2	0	0	0	0	0	0	26	3	0	0	0	0	0	0	0	3
19:15	41	0	0	0	0	0	1	2	44	5	0	0	0	0	0	1	1	7
19:30	25	1	4	0	0	0	1	1	32	3	0	0	0	0	0	0	0	3
19:45	26	1	3	0	0	0	2	2	34	2	0	1	0	0	0	0	0	3
Hour	116	4	7	0	0	0	4	5	136	13	0	1	0	0	0	1	1	16
20:00	23	1	1	0	0	0	0	0	25	1	0	0	0	0	0	0	0	1
20:15	6	1	0	0	0	0	0	0	7	4	0	0	0	0	0	0	0	4
20:30	12	0	0	0	0	0	0	0	12	1	0	0	0	0	0	0	0	1
20:45	9	1	0	0	0	0	0	0	10	1	0	2	0	0	0	0	0	3
Hour	50	3	1	0	0	0	0	0	54	7	0	2	0	0	0	0	0	9
21:00	13	0	0	0	0	0	0	0	13	1	0	0	0	0	0	0	1	2
21:15	10	0	0	0	0	0	0	0	10	1	0	0	0	0	0	0	0	1
21:30	8	0	0	0	0	0	1	0	9	3	0	0	0	0	0	0	0	3
21:45	17	1	1	0	0	0	0	0	19	1	0	0	0	0	0	0	0	1
Hour	48	1	1	0	0	0	1	0	51	6	0	0	0	0	0	0	1	7
22:00	3	0	0	0	0	0	0	0	3	0	0	0	0	0	0	0	0	0
22:15	4	0	0	0	0	0	0	0	4	1	0	0	0	0	0	0	0	1
22:30	9	0	0	0	0	0	0	0	9	0	0	0	0	0	0	0	0	0
22:45	3	0	0	0	0	0	0	1	4	1	0	0	0	0	0	0	0	1
Hour	19	0	0	0	0	0	0	1	20	2	0	0	0	0	0	0	0	2
23:00	1	0	0	0	0	0	0	0	1	0	0	0	0	0	0	0	0	0
23:15	2	0	0	0	0	0	0	0	2	0	0	0	0	0	0	0	0	0
23:30	2	0	0	0	0	0	0	0	2	0	0	1	0	0	0	0	0	1
23:45	0	1	0	0	0	0	0	0	1	0	0	0	0	0	0	0	0	0
Hour	5	1	0	0	0	0	0	0	6	0	0	1	0	0	0	0	0	1
Total	966	54	116	30	3	5	14	22	1210	113	3	14	6	0	0	3	13	152

Site No. 6
Location Irishtown Road / Londonbridge Road / Tritonville Road / Church Avenue
Date 04 April 2017

Time	D to B - Church Avenue to Londonbridge Road								Veh. Total	D to A - Church Avenue to Irishtown Road								Veh. Total
	CAR	TAXI	LGV	HGV	Dbus	Obus	M/C	P/C		CAR	TAXI	LGV	HGV	Dbus	Obus	M/C	P/C	
12:00	20	1	5	1	0	0	0	0	27	1	0	3	5	0	0	0	0	9
12:15	26	1	5	0	0	0	0	0	32	3	0	0	2	0	0	0	0	5
12:30	13	1	1	1	0	0	0	1	17	2	0	1	5	0	0	0	0	8
12:45	23	2	2	1	0	0	0	0	28	0	0	0	1	0	0	0	0	1
Hour	82	5	13	3	0	0	0	1	104	6	0	4	13	0	0	0	0	23
13:00	13	0	4	0	0	0	0	0	17	1	0	1	0	0	0	0	0	2
13:15	21	1	5	0	0	0	0	1	28	1	0	1	4	0	0	0	0	6
13:30	16	0	0	1	0	0	0	7	24	0	0	0	2	0	0	0	0	2
13:45	12	2	6	1	0	0	0	2	23	0	0	0	3	0	0	0	0	3
Hour	62	3	15	2	0	0	0	10	92	2	0	2	9	0	0	0	0	13
14:00	10	0	5	1	0	0	0	1	17	1	0	0	5	0	0	0	0	6
14:15	10	0	6	0	0	0	0	0	16	2	0	0	2	1	0	0	0	5
14:30	19	0	0	1	0	0	0	1	21	1	0	1	3	0	0	0	0	5
14:45	17	2	3	0	0	0	0	0	22	2	0	1	3	0	0	0	0	6
Hour	56	2	14	2	0	0	0	2	76	6	0	2	13	1	0	0	0	22
15:00	10	0	2	1	0	0	0	0	13	2	0	0	2	0	0	0	0	4
15:15	19	1	2	0	0	0	0	1	23	1	0	0	3	0	0	0	0	4
15:30	21	2	2	0	0	0	0	2	27	1	0	0	1	0	1	0	0	3
15:45	10	3	2	2	0	0	0	1	18	0	0	0	0	0	0	0	0	0
Hour	60	6	8	3	0	0	0	4	81	4	0	0	6	0	1	0	0	11
16:00	12	1	1	0	0	0	1	3	18	1	0	1	3	0	0	0	0	5
16:15	10	1	0	2	0	1	0	3	17	1	0	0	1	0	0	0	0	2
16:30	23	1	3	0	0	0	1	2	30	0	0	0	0	0	0	0	0	0
16:45	16	1	4	0	0	0	0	0	21	0	0	0	1	0	0	0	0	1
Hour	61	4	8	2	0	1	2	8	86	2	0	1	5	0	0	0	0	8
17:00	20	0	1	0	0	0	0	2	23	0	0	0	1	0	0	0	0	1
17:15	15	1	1	0	0	0	1	4	22	1	0	0	0	0	0	0	0	1
17:30	17	0	2	0	0	0	1	4	24	2	0	0	0	0	0	0	0	2
17:45	15	2	2	0	0	0	0	2	21	0	0	0	0	1	0	0	0	1
Hour	67	3	6	0	0	0	2	12	90	3	0	0	1	1	0	0	0	5
18:00	18	0	0	0	0	0	0	2	20	0	0	0	0	0	0	0	0	0
18:15	23	0	2	0	0	0	1	1	27	1	0	0	2	0	0	0	0	3
18:30	12	0	0	1	0	0	0	1	14	1	0	0	1	0	0	0	0	2
18:45	13	0	0	0	0	0	0	3	16	1	0	0	1	0	0	0	0	2
Hour	66	0	2	1	0	0	1	7	77	3	0	0	4	0	0	0	0	7
19:00	22	1	2	0	0	0	1	0	26	1	0	0	0	0	0	0	0	1
19:15	17	0	0	0	0	0	0	1	18	1	0	0	0	0	1	1	0	3
19:30	18	1	0	0	0	0	0	3	22	2	0	0	0	0	0	0	0	2
19:45	20	2	1	0	0	0	0	1	24	1	0	1	0	1	0	0	0	3
Hour	77	4	3	0	0	0	1	5	90	5	0	1	0	1	1	1	0	9
20:00	7	0	1	0	0	0	1	4	13	2	0	0	0	0	0	0	1	3
20:15	18	0	0	0	0	0	0	2	20	3	0	0	0	0	0	0	0	3
20:30	16	2	0	0	0	0	0	1	19	1	0	0	0	0	0	0	0	1
20:45	11	1	1	0	0	0	0	2	15	1	0	0	1	0	0	0	0	2
Hour	52	3	2	0	0	0	1	9	67	7	0	0	1	0	0	0	1	9
21:00	10	0	0	0	0	0	0	3	13	0	0	0	0	0	0	0	1	1
21:15	6	0	0	0	0	0	0	0	6	0	0	0	0	0	0	0	0	0
21:30	10	1	1	0	0	0	0	0	12	1	0	0	0	0	0	0	0	1
21:45	7	0	0	0	0	0	0	0	7	0	0	0	0	0	0	0	0	0
Hour	33	1	1	0	0	0	0	3	38	1	0	0	0	0	0	0	1	2
22:00	6	1	0	0	0	0	0	0	7	0	0	0	1	0	0	0	0	1
22:15	2	0	0	0	0	0	0	1	3	0	1	0	0	0	0	0	0	1
22:30	1	0	0	0	0	0	0	0	1	0	0	0	0	0	0	0	0	0
22:45	3	1	0	0	0	0	0	1	5	0	0	0	0	0	0	0	0	0
Hour	12	2	0	0	0	0	0	2	16	0	1	0	1	0	0	0	0	2
23:00	1	0	0	0	0	0	0	0	1	0	0	1	0	0	0	0	0	1
23:15	4	4	0	0	0	0	0	1	9	0	0	0	0	0	0	0	0	0
23:30	0	0	0	0	0	0	0	0	0	0	0	1	0	0	0	0	0	1
23:45	1	0	0	0	0	0	0	0	1	1	0	1	0	0	0	0	0	2
Hour	6	4	0	0	0	0	0	1	11	1	0	3	0	0	0	0	0	4
Total	634	37	72	13	0	1	7	64	828	40	1	13	53	3	2	1	2	115

Site No. 6
Location Irishtown Road / Londonbridge Road / Tritonville Road / Church Avenue
Date 04 April 2017

Time	To Arm A - Irishtown Road								Veh. Total	From Arm A - Irishtown Road								Veh. Total
	CAR	TAXI	LGV	HGV	Dbus	Obus	M/C	P/C		CAR	TAXI	LGV	HGV	Dbus	Obus	M/C	P/C	
12:00	32	12	12	9	2	0	0	3	70	30	5	3	1	1	0	1	1	42
12:15	30	4	13	3	1	1	0	4	56	22	4	4	5	1	0	1	1	38
12:30	24	8	5	6	0	0	2	1	46	36	4	5	5	1	0	2	5	58
12:45	33	7	11	2	1	0	0	0	54	31	6	3	2	0	0	2	1	45
Hour	119	31	41	20	4	1	2	8	226	119	19	15	13	3	0	6	8	183
13:00	29	6	10	1	1	0	2	1	50	42	3	7	1	0	0	0	4	57
13:15	43	7	7	5	1	0	0	4	67	30	2	8	5	1	1	1	5	53
13:30	36	8	5	3	1	2	0	3	58	27	4	4	4	1	0	0	2	42
13:45	27	10	6	3	1	1	1	2	51	36	3	3	2	0	1	1	4	50
Hour	135	31	28	12	4	3	3	10	226	135	12	22	12	2	2	2	15	202
14:00	24	3	7	6	1	0	1	8	50	24	5	5	0	1	0	0	9	44
14:15	42	9	4	3	3	0	0	5	66	35	2	8	4	4	0	1	4	58
14:30	49	9	6	3	0	0	0	1	68	26	5	6	1	1	0	0	1	40
14:45	26	5	4	3	3	0	1	2	44	23	4	3	1	1	0	0	4	36
Hour	141	26	21	15	7	0	2	16	228	108	16	22	6	7	0	1	18	178
15:00	44	7	3	2	1	4	1	3	65	29	4	2	2	1	0	0	5	43
15:15	37	8	10	3	1	0	0	3	62	40	9	3	2	2	0	0	3	59
15:30	34	8	4	1	0	2	0	2	51	30	6	7	5	1	0	1	5	55
15:45	34	5	6	1	1	0	2	6	55	34	3	3	3	0	0	0	5	48
Hour	149	28	23	7	3	6	3	14	233	133	22	15	12	4	0	1	18	205
16:00	49	5	5	6	2	2	1	3	73	35	2	2	1	3	0	0	2	45
16:15	56	8	10	1	1	0	1	10	87	39	6	3	4	0	0	2	5	59
16:30	37	4	1	0	0	0	1	9	52	48	3	7	1	2	0	0	2	63
16:45	40	4	6	4	2	0	1	7	64	44	1	6	2	1	0	0	7	61
Hour	182	21	22	11	5	2	4	29	276	166	12	18	8	6	0	2	16	228
17:00	51	3	6	2	1	0	2	8	73	34	2	1	2	1	0	1	6	47
17:15	38	6	3	1	1	0	5	16	70	74	7	3	1	2	0	0	10	97
17:30	38	5	6	0	1	0	3	13	66	72	5	0	2	2	0	0	11	92
17:45	44	7	3	0	2	0	1	22	79	76	1	3	1	2	0	1	10	94
Hour	171	21	18	3	5	0	11	59	288	256	15	7	6	7	0	2	37	330
18:00	48	4	3	0	2	0	3	10	70	67	1	3	0	2	0	0	17	90
18:15	38	8	3	2	0	0	1	10	62	63	3	2	1	1	0	1	14	85
18:30	43	6	5	1	1	0	2	9	67	59	5	1	0	0	0	2	4	71
18:45	44	7	1	2	0	0	0	15	69	40	5	4	1	2	0	1	16	69
Hour	173	25	12	5	3	0	6	44	268	229	14	10	2	5	0	4	51	315
19:00	56	8	1	1	3	0	3	10	82	59	6	1	1	1	0	0	9	77
19:15	38	9	1	0	0	1	1	7	57	47	6	2	0	1	0	1	9	66
19:30	25	5	5	0	2	0	1	3	41	51	4	0	0	3	0	2	8	68
19:45	40	4	6	0	1	0	1	3	55	28	4	1	0	0	0	0	11	44
Hour	159	26	13	1	6	1	6	23	235	185	20	4	1	5	0	3	37	255
20:00	38	7	1	0	2	0	1	7	56	35	6	0	0	1	0	0	8	50
20:15	38	4	1	0	0	0	1	3	47	22	5	1	0	0	0	0	4	32
20:30	32	3	3	0	1	0	1	6	46	32	2	2	0	1	0	0	3	40
20:45	20	3	3	1	0	0	0	3	30	32	3	2	1	1	0	1	1	41
Hour	128	17	8	1	3	0	3	19	179	121	16	5	1	3	0	1	16	163
21:00	12	7	0	0	2	0	0	5	26	25	7	4	0	1	0	0	1	38
21:15	33	5	2	0	0	1	0	3	44	15	2	2	0	0	0	0	4	23
21:30	23	2	0	0	1	0	0	2	28	24	5	0	0	2	0	0	2	33
21:45	15	8	1	0	0	0	0	4	28	21	2	0	0	0	0	0	0	23
Hour	83	22	3	0	3	1	0	14	126	85	16	6	0	3	0	0	7	117
22:00	10	6	0	1	2	0	0	3	22	17	2	2	0	1	0	0	0	22
22:15	10	7	1	0	0	0	0	1	19	14	5	1	0	0	0	0	2	22
22:30	12	7	1	0	1	0	0	4	25	17	6	0	0	1	1	0	0	25
22:45	11	7	1	0	0	0	1	1	21	8	3	0	0	2	0	0	1	14
Hour	43	27	3	1	3	0	1	9	87	56	16	3	0	4	1	0	3	83
23:00	8	3	2	0	2	0	4	1	20	5	5	1	0	0	0	0	1	12
23:15	6	3	1	0	0	0	0	0	10	4	2	0	0	0	0	0	0	6
23:30	8	4	1	0	1	0	0	1	15	8	4	2	0	2	0	0	0	16
23:45	3	7	2	0	1	0	0	0	13	11	3	0	0	0	0	0	1	15
Hour	25	17	6	0	4	0	4	2	58	28	14	3	0	2	0	0	2	49
Total	1508	292	198	76	50	14	45	247	2430	1621	192	130	61	51	3	22	228	2308

Site No. 6
Location Irishtown Road / Londonbridge Road / Tritonville Road / Church Avenue
Date 04 April 2017

Time	To Arm B - Londonbridge Road								Veh. Total	From Arm B - Londonbridge Road								Veh. Total
	CAR	TAXI	LGV	HGV	Dbus	Obus	M/C	P/C		CAR	TAXI	LGV	HGV	Dbus	Obus	M/C	P/C	
12:00	31	2	7	1	0	0	0	0	41	26	8	5	0	0	0	0	3	42
12:15	32	2	8	0	0	0	0	2	44	37	2	3	3	0	0	0	0	45
12:30	25	1	3	1	0	0	0	5	35	26	2	9	1	0	1	0	0	39
12:45	30	3	6	2	0	0	1	0	42	40	2	10	0	0	0	0	7	59
Hour	118	8	24	4	0	0	1	7	162	129	14	27	4	0	1	0	10	185
13:00	26	0	4	0	0	0	0	0	30	37	2	2	0	0	0	0	5	46
13:15	25	1	8	0	0	0	0	1	35	30	6	5	1	0	0	0	2	44
13:30	28	0	1	1	0	0	0	8	38	31	6	6	0	0	0	0	3	46
13:45	20	3	7	1	0	0	0	3	34	36	6	5	1	0	0	0	4	52
Hour	99	4	20	2	0	0	0	12	137	134	20	18	2	0	0	0	14	188
14:00	15	0	6	1	0	0	0	4	26	36	1	5	1	0	0	0	5	48
14:15	29	0	6	1	0	0	0	0	36	55	4	5	0	0	0	1	5	70
14:30	34	0	2	1	0	0	0	2	39	39	7	2	0	0	0	0	1	49
14:45	24	3	4	0	0	0	1	1	33	26	3	4	4	0	0	0	1	38
Hour	102	3	18	3	0	0	1	7	134	156	15	16	5	0	0	1	12	205
15:00	20	0	4	1	0	0	0	2	27	27	3	4	1	0	0	0	0	35
15:15	31	1	4	1	0	0	0	2	39	23	3	7	1	0	0	0	3	37
15:30	36	3	4	1	0	0	0	3	47	36	3	5	2	0	0	0	1	47
15:45	22	3	4	2	0	0	0	1	32	34	6	8	0	0	0	2	1	51
Hour	109	7	16	5	0	0	0	8	145	120	15	24	4	0	0	2	5	170
16:00	29	2	2	0	0	0	1	4	38	44	9	8	4	0	0	0	1	66
16:15	24	2	1	2	0	1	1	3	34	34	0	4	1	0	0	1	4	44
16:30	31	2	5	0	0	0	1	2	41	32	4	5	0	0	0	0	9	50
16:45	30	1	6	0	0	0	0	1	38	36	1	8	1	0	0	1	4	51
Hour	114	7	14	2	0	1	3	10	151	146	14	25	6	0	0	2	18	211
17:00	32	1	5	0	0	0	1	5	44	30	5	4	1	0	0	0	4	44
17:15	33	3	4	0	0	0	1	5	46	34	4	4	1	0	0	2	6	51
17:30	38	1	2	0	0	0	2	4	47	40	6	3	0	0	0	1	10	60
17:45	30	2	2	0	0	0	0	3	37	41	3	2	1	0	0	0	12	59
Hour	133	7	13	0	0	0	4	17	174	145	18	13	3	0	0	3	32	214
18:00	27	1	1	0	0	0	0	6	35	37	0	4	0	0	0	2	9	52
18:15	37	0	4	0	0	0	1	1	43	44	4	4	0	0	0	0	8	60
18:30	23	2	1	1	0	0	1	4	32	40	3	3	0	0	0	0	13	59
18:45	28	0	0	0	0	0	0	5	33	38	2	1	0	0	0	0	9	50
Hour	115	3	6	1	0	0	2	16	143	159	9	12	0	0	0	2	39	221
19:00	43	1	3	0	0	0	1	1	49	52	4	2	1	0	0	1	11	71
19:15	30	1	0	0	0	0	0	3	34	36	4	1	0	0	0	2	7	50
19:30	38	1	0	0	0	0	0	6	45	21	3	3	0	0	0	1	4	32
19:45	33	4	1	0	0	0	1	6	45	35	2	1	1	0	0	2	10	51
Hour	144	7	4	0	0	0	2	16	173	144	13	7	2	0	0	6	32	204
20:00	20	0	1	0	0	0	1	6	28	39	3	2	0	0	0	1	2	47
20:15	27	0	0	0	0	0	0	3	30	31	1	2	0	0	0	0	9	43
20:30	26	3	1	0	0	0	0	1	31	31	2	3	0	0	0	0	2	38
20:45	17	2	3	0	0	0	0	2	24	10	1	0	0	0	0	0	5	16
Hour	90	5	5	0	0	0	1	12	113	111	7	7	0	0	0	1	18	144
21:00	27	0	0	0	0	0	0	3	30	14	1	0	0	0	0	1	3	19
21:15	15	0	0	0	0	0	0	1	16	22	2	0	0	0	1	0	3	28
21:30	18	2	1	0	0	0	0	0	21	19	1	0	0	0	0	0	0	20
21:45	14	1	0	0	0	0	0	1	16	19	2	0	0	0	0	0	1	22
Hour	74	3	1	0	0	0	0	5	83	74	6	0	0	0	1	1	7	89
22:00	10	2	0	0	0	0	0	0	12	18	1	1	0	0	0	0	3	23
22:15	4	0	1	0	0	0	0	2	7	14	1	1	0	0	0	0	0	16
22:30	7	1	0	0	0	0	0	1	9	7	0	0	0	0	0	0	1	8
22:45	5	1	1	0	0	0	0	1	8	10	3	0	0	0	0	0	2	15
Hour	26	4	2	0	0	0	0	4	36	49	5	2	0	0	0	0	6	62
23:00	5	3	1	0	0	0	0	0	9	6	2	0	0	0	0	1	1	10
23:15	5	6	0	0	0	0	0	1	12	5	1	0	0	0	0	0	2	8
23:30	2	0	1	0	0	0	0	0	3	6	0	1	0	0	0	0	2	9
23:45	5	1	0	0	0	0	0	0	6	2	3	1	0	0	0	0	0	6
Hour	17	10	2	0	0	0	0	1	30	19	6	2	0	0	0	1	5	33
Total	1141	68	125	17	0	1	14	115	1481	1386	142	153	26	0	2	19	198	1926

Site No. 6
Location Irishtown Road / Londonbridge Road / Tritonville Road / Church Avenue
Date 04 April 2017

Time	To Arm C - Tritonville Road								Veh. Total	From Arm C - Tritonville Road								Veh. Total
	CAR	TAXI	LGV	HGV	Dbus	Obus	M/C	P/C		CAR	TAXI	LGV	HGV	Dbus	Obus	M/C	P/C	
12:00	29	6	5	0	1	0	1	3	45	59	9	13	5	2	0	0	5	93
12:15	33	4	4	3	1	0	1	1	47	49	5	18	2	1	1	1	7	84
12:30	39	4	7	0	1	1	2	4	58	44	8	11	3	0	1	4	4	75
12:45	35	7	7	1	0	0	1	5	56	48	9	15	2	1	0	0	0	75
Hour	136	21	23	4	3	1	5	13	206	200	31	57	12	4	2	5	16	327
13:00	51	3	7	2	0	0	0	4	67	46	9	13	2	1	0	2	0	73
13:15	40	4	6	1	1	0	1	7	60	57	6	6	0	1	2	0	4	76
13:30	38	6	4	2	1	0	0	4	55	59	8	8	3	1	2	0	3	84
13:45	40	3	5	0	0	1	1	7	57	44	8	7	1	1	2	1	2	66
Hour	169	16	22	5	2	1	2	22	239	206	31	34	6	4	6	3	9	299
14:00	33	5	5	1	1	0	1	10	56	45	7	10	1	1	0	1	9	74
14:15	44	4	9	1	3	0	1	7	69	68	11	4	2	2	0	0	3	90
14:30	35	8	5	0	1	0	0	1	50	76	8	11	2	0	0	0	2	99
14:45	36	4	2	0	1	0	0	2	45	47	5	6	2	3	0	2	3	68
Hour	148	21	21	2	6	0	2	20	220	236	31	31	7	6	0	3	17	331
15:00	38	5	2	1	1	0	0	4	51	68	9	7	1	1	4	2	5	97
15:15	39	9	3	2	2	0	0	5	60	57	9	19	1	1	0	0	3	90
15:30	42	6	6	0	1	0	1	6	62	67	9	11	2	0	1	0	4	94
15:45	44	6	7	0	0	0	0	4	61	66	8	13	1	2	0	1	5	96
Hour	163	26	18	3	4	0	1	19	234	258	35	50	5	4	5	3	17	377
16:00	46	2	2	0	3	0	0	2	55	89	4	6	5	2	2	2	4	114
16:15	46	5	2	2	0	0	1	6	62	104	10	14	1	1	0	1	7	138
16:30	56	4	7	0	2	0	0	3	72	73	10	10	0	0	0	1	6	100
16:45	49	1	6	0	1	0	0	8	65	70	5	9	3	2	0	0	7	96
Hour	197	12	17	2	6	0	1	19	254	336	29	39	9	5	2	4	24	448
17:00	40	1	1	0	1	0	0	9	52	78	5	13	1	1	0	3	13	114
17:15	80	7	1	0	2	0	1	11	102	74	10	8	0	1	0	6	16	115
17:30	71	6	0	0	2	0	1	13	93	80	4	7	1	1	0	4	10	107
17:45	80	3	3	0	2	0	1	16	105	90	6	8	2	1	0	2	22	131
Hour	271	17	5	0	7	0	3	49	352	322	25	36	4	4	0	15	61	467
18:00	76	1	3	1	1	0	0	24	106	86	6	6	0	3	1	2	12	116
18:15	75	3	3	0	1	0	1	15	98	66	5	7	0	0	0	1	7	86
18:30	69	3	1	0	0	0	1	7	81	77	5	5	2	1	0	3	13	106
18:45	49	5	4	0	2	0	1	16	77	76	5	1	1	1	0	0	9	93
Hour	269	12	11	1	4	0	3	62	362	305	21	19	3	5	1	6	41	401
19:00	66	7	0	0	1	0	0	10	84	83	8	1	0	3	0	2	7	104
19:15	58	5	2	0	1	0	2	9	77	83	6	1	0	0	0	1	8	99
19:30	54	4	0	0	2	0	3	7	70	63	6	7	0	2	0	2	4	84
19:45	33	4	2	0	0	0	0	13	52	65	6	8	0	0	0	3	6	88
Hour	211	20	4	0	4	0	5	39	283	294	26	17	0	5	0	8	25	375
20:00	36	6	0	0	1	0	0	7	50	59	6	1	0	2	0	1	6	75
20:15	34	4	1	0	0	0	0	7	46	40	5	1	0	0	0	1	2	49
20:30	33	1	2	0	1	0	0	4	41	43	3	2	0	1	0	1	6	56
20:45	30	2	3	0	1	0	1	2	39	31	4	4	0	0	0	0	2	41
Hour	133	13	6	0	3	0	1	20	176	173	18	8	0	3	0	3	16	221
21:00	24	7	4	0	1	0	0	3	39	35	6	0	0	2	0	0	4	47
21:15	17	2	2	0	0	0	0	6	27	43	3	2	0	0	0	0	4	52
21:30	24	3	0	0	2	0	0	2	31	28	2	0	0	1	0	1	2	34
21:45	20	1	0	0	0	0	0	1	22	33	7	2	0	0	0	0	5	47
Hour	85	13	6	0	3	0	0	12	119	139	18	4	0	3	0	1	15	180
22:00	15	0	2	0	1	0	0	1	19	13	5	0	0	2	0	0	2	22
22:15	14	5	0	0	0	0	0	2	21	12	5	0	0	0	0	0	2	19
22:30	14	5	0	0	1	0	0	0	20	23	7	1	0	1	0	0	5	37
22:45	13	4	0	0	2	0	0	2	21	14	6	2	0	0	0	1	2	25
Hour	56	14	2	0	4	0	0	5	81	62	23	3	0	3	0	1	11	103
23:00	4	3	1	0	0	0	0	2	10	12	3	2	0	2	0	4	1	24
23:15	1	2	0	0	0	0	0	1	4	6	4	1	0	0	0	0	0	11
23:30	7	4	1	0	2	0	0	0	14	8	4	0	0	1	0	0	0	13
23:45	6	2	0	0	0	0	0	1	9	1	8	1	0	1	0	0	0	11
Hour	18	11	2	0	2	0	0	4	37	27	19	4	0	4	0	4	1	59
Total	1856	196	137	17	48	2	23	284	2563	2558	307	302	46	50	16	56	253	3588

Site No. 6
Location Irishtown Road / Londonbridge Road / Tritonville Road / Church Avenue
Date 04 April 2017

Time	To Arm D - Church Avenue								Veh. Total	From Arm D - Church Avenue								Veh. Total
	CAR	TAXI	LGV	HGV	Dbus	Obus	M/C	P/C		CAR	TAXI	LGV	HGV	Dbus	Obus	M/C	P/C	
12:00	45	3	5	2	0	0	0	4	59	22	1	8	6	0	0	0	1	38
12:15	45	2	6	6	0	0	1	1	61	32	1	6	2	0	0	0	0	41
12:30	36	3	13	8	0	1	2	0	63	18	2	3	6	0	0	0	1	30
12:45	46	2	9	2	0	0	0	6	65	25	2	5	3	0	0	0	3	38
Hour	172	10	33	18	0	1	3	11	248	97	6	22	17	0	0	0	5	147
13:00	37	5	7	2	0	0	0	4	55	18	0	6	2	0	0	0	0	26
13:15	36	3	4	4	0	3	0	0	50	27	1	6	4	0	0	0	1	39
13:30	36	4	8	4	0	0	0	1	53	21	0	0	3	0	0	0	8	32
13:45	42	4	4	4	0	1	0	0	55	13	3	7	4	0	0	0	2	29
Hour	151	16	23	14	0	4	0	5	213	79	4	19	13	0	0	0	11	126
14:00	50	5	7	1	0	0	0	2	65	17	0	5	7	0	0	1	1	31
14:15	56	4	4	3	1	0	1	1	70	13	0	6	2	1	0	0	1	23
14:30	45	3	7	3	0	0	0	1	59	22	0	1	4	0	0	0	1	28
14:45	38	3	7	7	0	0	0	3	58	28	3	4	3	0	0	0	0	38
Hour	189	15	25	14	1	0	1	7	252	80	3	16	16	1	0	1	3	120
15:00	35	4	7	3	0	0	1	1	51	13	0	3	3	0	0	0	0	19
15:15	34	4	14	2	0	0	0	1	55	21	1	2	4	0	0	0	2	30
15:30	45	3	12	8	0	0	0	2	70	24	2	3	1	0	1	0	3	34
15:45	47	6	10	3	1	0	1	1	69	13	3	3	2	0	0	0	1	22
Hour	161	17	43	16	1	0	2	5	245	71	6	11	10	0	1	0	6	105
16:00	58	7	9	7	0	0	1	1	83	14	1	2	3	0	0	1	3	24
16:15	65	2	8	4	0	0	1	0	80	14	1	0	3	0	1	0	3	22
16:30	54	8	12	1	0	0	0	6	81	25	1	3	0	0	0	1	3	33
16:45	48	2	9	3	0	0	0	2	64	17	1	4	1	0	0	0	0	23
Hour	225	19	38	15	0	0	2	9	308	70	4	9	7	0	1	2	9	102
17:00	44	7	7	3	0	0	1	3	65	25	0	1	1	0	0	0	2	29
17:15	52	6	8	1	0	0	2	5	74	21	1	1	0	0	0	1	5	29
17:30	67	3	4	3	0	0	1	5	83	22	0	2	0	0	0	2	4	30
17:45	70	0	7	4	0	0	1	5	87	17	2	2	0	1	0	0	2	24
Hour	233	16	26	11	0	0	5	18	309	85	3	6	1	1	0	3	13	112
18:00	60	1	6	0	2	1	1	0	71	21	0	0	1	0	0	0	2	24
18:15	50	1	5	1	0	0	0	4	61	27	0	2	2	0	0	1	1	33
18:30	59	2	2	2	0	0	1	12	78	18	0	0	2	0	0	0	2	22
18:45	50	0	1	1	1	0	0	1	54	17	0	0	1	0	0	0	3	21
Hour	219	4	14	4	3	1	2	17	264	83	0	2	6	0	0	1	8	100
19:00	55	3	2	1	0	0	0	6	67	26	1	2	0	0	0	1	0	30
19:15	63	1	1	0	0	0	3	7	75	23	0	0	0	0	1	2	2	28
19:30	41	4	5	0	1	0	1	3	55	23	1	0	0	0	0	0	3	27
19:45	45	2	4	1	0	0	3	6	61	23	2	3	0	1	0	0	1	30
Hour	204	10	12	2	1	0	7	22	258	95	4	5	0	1	1	3	6	115
20:00	49	2	2	0	0	0	1	1	55	10	0	1	0	0	0	1	5	17
20:15	19	3	2	0	0	0	0	4	28	25	0	0	0	0	0	0	2	27
20:30	33	2	1	0	0	0	0	1	37	18	2	0	0	0	0	0	1	21
20:45	19	2	0	1	0	0	0	3	25	13	1	3	1	0	0	0	2	20
Hour	120	9	5	1	0	0	1	9	145	66	3	4	1	0	0	1	10	85
21:00	22	0	0	0	0	0	1	2	25	11	0	0	0	0	0	0	5	16
21:15	22	0	0	0	0	0	0	1	23	7	0	0	0	0	0	0	0	7
21:30	20	2	0	0	0	0	1	0	23	14	1	1	0	0	0	0	0	16
21:45	32	1	1	0	0	0	0	0	34	8	0	0	0	0	0	0	0	8
Hour	96	3	1	0	0	0	2	3	105	40	1	1	0	0	0	0	5	47
22:00	19	1	1	0	0	0	0	1	22	6	1	0	1	0	0	0	0	8
22:15	15	0	0	0	0	0	0	0	15	3	1	0	0	0	0	0	1	5
22:30	15	0	0	0	0	1	0	1	17	1	0	0	0	0	0	0	0	1
22:45	7	1	0	0	0	0	0	2	10	4	1	0	0	0	0	0	1	6
Hour	56	2	1	0	0	1	0	4	64	14	3	0	1	0	0	0	2	20
23:00	7	1	0	0	0	0	1	0	9	1	0	1	0	0	0	0	0	2
23:15	7	0	0	0	0	0	0	1	8	4	4	0	0	0	0	0	1	9
23:30	5	0	2	0	0	0	0	1	8	0	0	2	0	0	0	0	0	2
23:45	2	4	1	0	0	0	0	0	7	2	0	1	0	0	0	0	0	3
Hour	21	5	3	0	0	0	1	2	32	7	4	4	0	0	0	0	1	16
Total	1847	126	224	95	6	7	26	112	2443	787	41	99	72	3	3	11	79	1095

Site No. 7
Location South Bank Road(N) / South Bank Road(S) / Whitebank Road
Date 04 April 2017

Time	A to C - South Bank Road(N) to Whitebank Road								Veh. Total	A to B - South Bank Road(N) to South Bank Road(S)								Veh. Total
	CAR	TAXI	LGV	HGV	DBUS	OBUS	M/C	P/C		CAR	TAXI	LGV	HGV	DBUS	OBUS	M/C	P/C	
00:00	2	0	0	0	0	0	0	0	2	2	0	0	1	0	0	0	0	3
00:15	2	0	0	0	0	0	0	0	2	1	0	1	1	0	0	0	0	3
00:30	0	0	0	0	0	0	0	0	0	2	0	0	0	0	0	0	0	2
00:45	1	0	0	0	0	0	0	0	1	0	0	1	0	0	0	0	0	1
Hour	5	0	0	0	0	0	0	0	5	5	0	2	2	0	0	0	0	9
01:00	1	0	0	0	0	0	0	0	1	0	0	0	1	0	0	0	0	1
01:15	0	0	0	0	0	0	0	0	0	1	0	0	0	0	0	0	0	1
01:30	0	0	0	0	0	0	0	0	0	0	0	0	0	0	0	0	0	0
01:45	2	0	0	0	0	0	0	0	2	0	0	0	0	0	0	0	0	0
Hour	3	0	0	0	0	0	0	0	3	1	0	0	1	0	0	0	0	2
02:00	0	0	0	0	0	0	0	0	0	0	0	0	0	0	0	0	0	0
02:15	0	0	0	0	0	0	0	0	0	0	0	0	0	0	0	0	0	0
02:30	0	0	0	0	0	0	0	0	0	0	0	0	0	0	0	0	0	0
02:45	0	0	1	0	0	0	0	0	1	0	1	0	0	0	0	0	0	1
Hour	0	0	1	0	0	0	0	0	1	0	1	0	0	0	0	0	0	1
03:00	0	0	0	0	0	0	0	0	0	2	0	0	0	0	0	0	0	2
03:15	0	0	0	0	0	0	0	0	0	0	0	0	0	0	0	0	0	0
03:30	0	0	0	0	0	0	0	0	0	1	0	0	0	0	0	0	0	1
03:45	0	0	0	0	0	0	0	0	0	0	0	0	2	0	0	0	0	2
Hour	0	0	0	0	0	0	0	0	0	3	0	0	2	0	0	0	0	5
04:00	1	0	0	0	0	0	0	0	1	0	0	0	0	0	0	0	0	0
04:15	0	0	0	0	0	0	0	0	0	0	0	0	0	0	0	0	0	0
04:30	0	0	0	0	0	0	0	0	0	1	0	0	0	0	0	0	0	1
04:45	0	0	0	0	0	0	0	0	0	3	0	0	0	0	0	0	0	3
Hour	1	0	0	0	0	0	0	0	1	4	0	0	0	0	0	0	0	4
05:00	0	0	0	0	0	0	0	0	0	2	0	0	0	0	0	0	0	2
05:15	0	0	0	0	0	0	0	0	0	2	0	0	0	0	0	0	1	3
05:30	2	1	0	0	0	0	0	0	3	4	0	0	0	0	0	0	1	5
05:45	0	0	2	1	0	0	0	0	3	5	0	0	0	0	0	1	0	6
Hour	2	1	2	1	0	0	0	0	6	13	0	0	0	0	0	1	2	16
06:00	3	0	1	0	0	0	0	0	4	11	0	3	2	0	0	0	0	16
06:15	4	0	2	3	0	0	2	0	11	55	2	12	1	0	0	0	3	73
06:30	8	0	2	9	0	0	3	1	23	81	0	19	4	0	0	2	6	112
06:45	18	0	1	7	0	0	1	4	31	79	0	13	5	0	0	0	10	107
Hour	33	0	6	19	0	0	6	5	69	226	2	47	12	0	0	2	19	308
07:00	18	0	3	5	0	0	0	4	30	61	0	10	2	0	0	1	3	77
07:15	18	0	6	5	0	0	0	6	35	35	0	9	0	0	0	0	5	49
07:30	11	0	3	6	0	0	0	2	22	33	0	3	2	0	1	1	4	44
07:45	18	0	3	4	0	0	0	5	30	14	0	5	5	0	0	0	4	28
Hour	65	0	15	20	0	0	0	17	117	143	0	27	9	0	1	2	16	198
08:00	6	0	9	6	0	0	0	4	25	13	0	1	1	0	0	0	1	16
08:15	9	0	3	5	0	0	1	0	18	7	1	2	5	0	0	0	1	16
08:30	8	0	3	0	0	0	0	0	11	7	0	1	3	0	0	0	1	12
08:45	5	0	5	7	0	0	0	1	18	3	0	0	5	0	0	0	0	8
Hour	28	0	20	18	0	0	1	5	72	30	1	4	14	0	0	0	3	52
09:00	7	0	1	7	0	0	0	0	15	10	0	2	2	0	1	0	0	15
09:15	7	0	2	10	0	0	0	0	19	4	0	1	2	0	0	0	1	8
09:30	6	0	0	9	0	0	0	0	15	8	0	2	7	0	0	0	0	17
09:45	11	0	7	7	0	0	0	1	26	6	0	3	6	0	0	0	0	15
Hour	31	0	10	33	0	0	0	1	75	28	0	8	17	0	1	0	1	55
10:00	7	0	3	7	0	0	0	2	19	5	0	2	6	0	0	0	0	13
10:15	8	0	6	7	0	0	0	0	21	4	1	2	7	0	0	0	0	14
10:30	5	0	3	8	0	0	0	0	16	6	0	3	5	0	0	0	0	14
10:45	9	0	6	12	0	0	0	1	28	5	2	1	8	0	0	0	0	16
Hour	29	0	18	34	0	0	0	3	84	20	3	8	26	0	0	0	0	57
11:00	6	1	5	13	0	0	1	0	26	2	0	4	5	0	0	0	0	11
11:15	7	0	2	1	0	0	0	0	10	2	0	0	6	0	0	0	0	8
11:30	7	0	3	14	0	0	0	0	24	2	0	4	1	0	0	0	0	7
11:45	11	0	3	7	0	0	1	1	23	3	0	5	7	0	0	0	0	15
Hour	31	1	13	35	0	0	2	1	83	9	0	13	19	0	0	0	0	41
Total	228	2	85	160	0	0	9	32	516	482	7	109	102	0	2	5	41	748

Site No. 7
Location South Bank Road(N) / South Bank Road(S) / Whitebank Road
Date 04 April 2017

Time	B to A - South Bank Road(S) to South Bank Road(N)								Veh. Total	B to C - South Bank Road(S) to Whitebank Road								Veh. Total
	CAR	TAXI	LGV	HGV	DBUS	OBUS	M/C	P/C		CAR	TAXI	LGV	HGV	DBUS	OBUS	M/C	P/C	
00:00	0	0	1	0	0	0	0	0	1	0	0	0	0	0	0	0	0	0
00:15	1	1	1	0	0	0	0	0	3	0	0	0	0	0	0	0	0	0
00:30	0	0	0	0	0	0	0	0	0	0	0	1	0	0	0	0	0	1
00:45	0	0	0	0	0	0	0	0	0	0	0	0	0	0	0	0	0	0
Hour	1	1	2	0	0	0	0	0	4	0	0	1	0	0	0	0	0	1
01:00	2	0	0	0	0	0	0	0	2	0	0	0	1	0	0	0	0	1
01:15	1	0	0	0	0	0	0	0	1	0	0	0	0	0	0	0	0	0
01:30	1	0	0	0	0	0	0	0	1	0	0	0	0	0	0	0	0	0
01:45	0	0	2	0	0	0	0	0	2	0	0	0	0	0	0	0	0	0
Hour	4	0	2	0	0	0	0	0	6	0	0	0	1	0	0	0	0	1
02:00	0	0	0	0	0	0	0	0	0	0	0	0	0	0	0	0	0	0
02:15	0	0	0	0	0	0	0	0	0	0	0	0	0	0	0	0	0	0
02:30	0	0	0	0	0	0	0	0	0	0	0	0	0	0	0	0	0	0
02:45	2	0	0	0	0	0	0	0	2	0	0	0	0	0	0	0	0	0
Hour	2	0	0	0	0	0	0	0	2	0	0	0	0	0	0	0	0	0
03:00	0	1	0	0	0	0	0	0	1	0	0	0	0	0	0	0	0	0
03:15	0	0	0	0	0	0	0	0	0	0	0	0	0	0	0	0	0	0
03:30	0	0	0	0	0	0	0	0	0	0	0	0	0	0	0	0	0	0
03:45	0	0	0	0	0	0	0	0	0	0	0	0	0	0	0	0	0	0
Hour	0	1	0	0	0	0	0	0	1	0	0	0	0	0	0	0	0	0
04:00	2	0	0	0	0	0	0	1	3	0	0	0	0	0	0	0	0	0
04:15	0	0	0	1	0	0	0	0	1	0	0	0	0	0	0	0	0	0
04:30	0	0	0	0	0	0	0	0	0	0	0	0	0	0	0	0	0	0
04:45	0	0	0	0	0	0	0	0	0	1	0	0	0	0	0	0	0	1
Hour	2	0	0	1	0	0	0	1	4	1	0	0	0	0	0	0	0	1
05:00	1	0	0	0	0	0	0	0	1	0	0	0	0	0	0	0	0	0
05:15	0	0	0	1	0	0	0	0	1	0	0	0	0	0	0	0	0	0
05:30	7	0	1	1	0	0	0	0	9	0	0	0	0	0	0	0	0	0
05:45	12	0	2	0	0	0	0	3	17	0	0	0	0	0	0	0	0	0
Hour	20	0	3	2	0	0	0	3	28	0	0	0	0	0	0	0	0	0
06:00	2	0	0	0	0	0	0	1	3	0	0	0	0	0	0	0	0	0
06:15	0	2	0	0	0	0	0	0	2	0	0	0	0	0	0	0	0	0
06:30	0	0	0	2	0	0	0	0	2	0	0	0	0	0	0	0	1	1
06:45	2	0	0	4	0	0	0	0	6	1	0	0	0	0	0	0	0	1
Hour	4	2	0	6	0	0	0	1	13	1	0	0	0	0	0	0	1	2
07:00	0	1	2	2	0	0	0	1	6	0	0	1	0	0	0	0	0	1
07:15	1	0	0	4	0	0	0	0	5	1	0	0	0	0	0	0	1	2
07:30	2	2	0	7	0	0	0	0	11	2	0	0	4	0	1	0	1	8
07:45	1	1	0	4	0	0	0	0	6	0	0	2	0	0	0	0	0	2
Hour	4	4	2	17	0	0	0	1	28	3	0	3	4	0	1	0	2	13
08:00	1	0	1	6	0	0	0	0	8	0	0	1	0	0	0	0	0	1
08:15	1	1	0	5	0	0	0	0	7	0	0	0	0	0	0	0	1	1
08:30	0	0	1	3	0	0	0	1	5	0	0	2	0	0	0	0	0	2
08:45	3	0	0	9	0	0	0	0	12	1	0	1	0	0	0	0	1	3
Hour	5	1	2	23	0	0	0	1	32	1	0	4	0	0	0	0	2	7
09:00	3	0	3	4	0	0	0	1	11	0	0	1	0	0	0	0	0	1
09:15	3	0	1	4	0	0	0	1	9	0	0	1	1	0	0	0	0	2
09:30	2	0	2	2	0	1	0	0	7	1	0	0	0	0	0	0	0	1
09:45	2	0	0	4	0	0	0	0	6	0	0	0	2	0	0	0	0	2
Hour	10	0	6	14	0	1	0	2	33	1	0	2	3	0	0	0	0	6
10:00	2	0	2	3	0	0	0	0	7	2	0	1	0	0	0	0	0	3
10:15	5	0	0	2	0	0	0	0	7	1	0	1	0	0	0	0	0	2
10:30	3	1	2	6	0	0	0	0	12	0	0	2	1	0	0	0	0	3
10:45	2	1	2	6	0	0	0	0	11	3	0	1	2	0	0	0	0	6
Hour	12	2	6	17	0	0	0	0	37	6	0	5	3	0	0	0	0	14
11:00	1	2	5	4	0	0	0	1	13	1	0	1	2	0	0	0	0	4
11:15	2	0	0	10	0	0	0	0	12	0	0	0	1	0	0	0	0	1
11:30	6	0	2	5	0	0	0	0	13	0	0	1	0	0	0	0	0	1
11:45	6	1	2	3	0	0	0	0	12	1	0	2	0	0	0	0	0	3
Hour	15	3	9	22	0	0	0	1	50	2	0	4	3	0	0	0	0	9
Total	79	14	32	102	0	1	0	10	238	15	0	19	14	0	1	0	5	54

Site No. 7
Location South Bank Road(N) / South Bank Road(S) / Whitebank Road
Date 04 April 2017

Time	C to B - Whitebank Road to South Bank Road(S)								Veh. Total	C to A - Whitebank Road to South Bank Road(N)								Veh. Total
	CAR	TAXI	LGV	HGV	DBUS	OBUS	M/C	P/C		CAR	TAXI	LGV	HGV	DBUS	OBUS	M/C	P/C	
00:00	0	0	0	0	0	0	0	0	0	2	0	0	1	0	0	0	0	3
00:15	0	0	0	0	0	0	0	0	0	1	0	0	0	0	0	0	0	1
00:30	0	0	0	0	0	0	0	0	0	1	0	0	0	0	0	0	0	1
00:45	0	0	0	0	0	0	0	0	0	2	0	0	0	0	0	0	0	2
Hour	0	0	0	0	0	0	0	0	0	6	0	0	1	0	0	0	0	7
01:00	1	0	0	0	0	0	0	0	1	2	0	1	0	0	0	0	0	3
01:15	0	0	0	0	0	0	0	0	0	0	1	0	0	0	0	0	0	1
01:30	0	0	0	0	0	0	0	0	0	0	0	0	0	0	0	0	0	0
01:45	0	0	0	0	0	0	0	0	0	1	0	0	0	0	0	0	0	1
Hour	1	0	0	0	0	0	0	0	1	3	1	1	0	0	0	0	0	5
02:00	0	0	0	0	0	0	0	0	0	0	0	0	0	0	0	0	0	0
02:15	0	0	0	0	0	0	0	0	0	0	0	0	0	0	0	0	0	0
02:30	0	0	0	0	0	0	0	0	0	1	0	0	0	0	0	0	0	1
02:45	0	0	0	0	0	0	0	0	0	0	0	0	0	0	0	0	0	0
Hour	0	0	0	0	0	0	0	0	0	1	0	0	0	0	0	0	0	1
03:00	0	0	1	0	0	0	0	0	1	1	0	0	0	0	0	0	0	1
03:15	0	0	0	0	0	0	0	0	0	0	0	0	0	0	0	0	0	0
03:30	0	0	0	0	0	0	0	0	0	0	0	0	0	0	0	0	0	0
03:45	0	0	0	0	0	0	0	0	0	0	0	0	0	0	0	0	0	0
Hour	0	0	1	0	0	0	0	0	1	1	0	0	0	0	0	0	0	1
04:00	0	0	0	1	0	0	0	0	1	1	0	0	0	0	0	0	0	1
04:15	0	0	0	0	0	0	0	0	0	0	0	0	0	0	0	0	0	0
04:30	0	0	0	0	0	0	0	0	0	0	0	0	0	0	0	0	0	0
04:45	0	0	0	0	0	0	0	0	0	0	0	0	0	0	0	0	0	0
Hour	0	0	0	1	0	0	0	0	1	1	0	0	0	0	0	0	0	1
05:00	0	0	0	0	0	0	0	0	0	1	0	0	0	0	0	0	0	1
05:15	0	0	0	0	0	0	0	0	0	0	0	0	0	0	0	0	0	0
05:30	1	0	0	0	0	0	0	0	1	1	0	0	0	0	0	0	0	1
05:45	0	0	0	0	0	0	0	0	0	1	0	0	2	0	0	0	0	3
Hour	1	0	0	0	0	0	0	0	1	3	0	0	2	0	0	0	0	5
06:00	0	0	0	0	0	0	0	0	0	1	0	0	1	0	0	0	0	2
06:15	0	0	0	0	0	0	0	0	0	0	0	0	2	0	0	0	0	2
06:30	0	0	0	0	0	0	0	0	0	1	0	1	4	0	0	0	0	6
06:45	0	0	0	0	0	0	0	0	0	5	0	0	4	0	0	0	0	9
Hour	0	0	0	0	0	0	0	0	0	7	0	1	11	0	0	0	0	19
07:00	0	0	0	0	0	0	0	0	0	3	0	1	5	0	0	0	0	9
07:15	0	0	0	0	0	0	0	1	1	2	0	1	13	0	0	0	0	16
07:30	0	0	0	1	0	0	0	0	1	5	0	0	7	0	1	0	0	13
07:45	2	0	0	0	0	0	0	0	2	0	0	0	7	0	0	0	0	7
Hour	2	0	0	1	0	0	0	1	4	10	0	2	32	0	1	0	0	45
08:00	0	0	0	0	0	0	0	0	0	0	0	3	7	0	0	0	0	10
08:15	0	0	0	0	0	0	0	0	0	1	0	1	4	0	0	0	0	6
08:30	2	0	0	0	0	0	0	0	2	1	0	2	8	0	0	0	0	11
08:45	1	0	2	1	0	0	0	0	4	4	0	1	3	0	0	0	0	8
Hour	3	0	2	1	0	0	0	0	6	6	0	7	22	0	0	0	0	35
09:00	0	0	2	1	0	0	0	0	3	0	0	2	6	0	0	1	0	9
09:15	0	0	0	0	0	0	0	0	0	2	0	1	6	0	0	0	0	9
09:30	1	0	1	1	0	0	0	0	3	2	0	1	5	0	0	0	0	8
09:45	1	0	0	0	0	0	0	0	1	6	0	4	12	0	0	0	0	22
Hour	2	0	3	2	0	0	0	0	7	10	0	8	29	0	0	1	0	48
10:00	1	0	0	1	0	0	0	0	2	5	0	5	5	0	0	0	0	15
10:15	1	0	1	0	0	0	0	0	2	7	0	5	11	0	0	0	0	23
10:30	0	0	1	1	0	0	0	0	2	5	0	3	11	0	0	0	0	19
10:45	1	0	1	0	0	0	0	0	2	1	0	5	12	0	0	0	0	18
Hour	3	0	3	2	0	0	0	0	8	18	0	18	39	0	0	0	0	75
11:00	0	1	0	1	0	0	0	2	4	6	0	4	6	0	0	1	1	18
11:15	0	0	0	1	0	0	0	0	1	6	0	2	13	0	0	0	0	21
11:30	0	0	2	0	0	0	0	0	2	3	0	2	9	0	0	0	0	14
11:45	0	2	0	1	0	0	0	0	3	6	0	3	8	0	0	0	2	19
Hour	0	3	2	3	0	0	0	2	10	21	0	11	36	0	0	1	3	72
Total	12	3	11	10	0	0	0	3	39	87	1	48	172	0	1	2	3	314

Site No. 7
Location South Bank Road(N) / South Bank Road(S) / Whitebank Road
Date 04 April 2017

Time	To Arm A - South Bank Road(N)								Veh. Total	From Arm A - South Bank Road(N)								Veh. Total
	CAR	TAXI	LGV	HGV	DBUS	OBUS	M/C	P/C		CAR	TAXI	LGV	HGV	DBUS	OBUS	M/C	P/C	
00:00	2	0	1	1	0	0	0	0	4	4	0	0	1	0	0	0	0	5
00:15	2	1	1	0	0	0	0	0	4	3	0	1	1	0	0	0	0	5
00:30	1	0	0	0	0	0	0	0	1	2	0	0	0	0	0	0	0	2
00:45	2	0	0	0	0	0	0	0	2	1	0	1	0	0	0	0	0	2
Hour	7	1	2	1	0	0	0	0	11	10	0	2	2	0	0	0	0	14
01:00	4	0	1	0	0	0	0	0	5	1	0	0	1	0	0	0	0	2
01:15	1	1	0	0	0	0	0	0	2	1	0	0	0	0	0	0	0	1
01:30	1	0	0	0	0	0	0	0	1	0	0	0	0	0	0	0	0	0
01:45	1	0	2	0	0	0	0	0	3	2	0	0	0	0	0	0	0	2
Hour	7	1	3	0	0	0	0	0	11	4	0	0	1	0	0	0	0	5
02:00	0	0	0	0	0	0	0	0	0	0	0	0	0	0	0	0	0	0
02:15	0	0	0	0	0	0	0	0	0	0	0	0	0	0	0	0	0	0
02:30	1	0	0	0	0	0	0	0	1	0	0	0	0	0	0	0	0	0
02:45	2	0	0	0	0	0	0	0	2	0	1	1	0	0	0	0	0	2
Hour	3	0	0	0	0	0	0	0	3	0	1	1	0	0	0	0	0	2
03:00	1	1	0	0	0	0	0	0	2	2	0	0	0	0	0	0	0	2
03:15	0	0	0	0	0	0	0	0	0	0	0	0	0	0	0	0	0	0
03:30	0	0	0	0	0	0	0	0	0	1	0	0	0	0	0	0	0	1
03:45	0	0	0	0	0	0	0	0	0	0	0	0	2	0	0	0	0	2
Hour	1	1	0	0	0	0	0	0	2	3	0	0	2	0	0	0	0	5
04:00	3	0	0	0	0	0	0	1	4	1	0	0	0	0	0	0	0	1
04:15	0	0	0	1	0	0	0	0	1	0	0	0	0	0	0	0	0	0
04:30	0	0	0	0	0	0	0	0	0	1	0	0	0	0	0	0	0	1
04:45	0	0	0	0	0	0	0	0	0	3	0	0	0	0	0	0	0	3
Hour	3	0	0	1	0	0	0	1	5	5	0	0	0	0	0	0	0	5
05:00	2	0	0	0	0	0	0	0	2	2	0	0	0	0	0	0	0	2
05:15	0	0	0	1	0	0	0	0	1	2	0	0	0	0	0	0	1	3
05:30	8	0	1	1	0	0	0	0	10	6	1	0	0	0	0	0	1	8
05:45	13	0	2	2	0	0	0	3	20	5	0	2	1	0	0	1	0	9
Hour	23	0	3	4	0	0	0	3	33	15	1	2	1	0	0	1	2	22
06:00	3	0	0	1	0	0	0	1	5	14	0	4	2	0	0	0	0	20
06:15	0	2	0	2	0	0	0	0	4	59	2	14	4	0	0	2	3	84
06:30	1	0	1	6	0	0	0	0	8	89	0	21	13	0	0	5	7	135
06:45	7	0	0	8	0	0	0	0	15	97	0	14	12	0	0	1	14	138
Hour	11	2	1	17	0	0	0	1	32	259	2	53	31	0	0	8	24	377
07:00	3	1	3	7	0	0	0	1	15	79	0	13	7	0	0	1	7	107
07:15	3	0	1	17	0	0	0	0	21	53	0	15	5	0	0	0	11	84
07:30	7	2	0	14	0	1	0	0	24	44	0	6	8	0	1	1	6	66
07:45	1	1	0	11	0	0	0	0	13	32	0	8	9	0	0	0	9	58
Hour	14	4	4	49	0	1	0	1	73	208	0	42	29	0	1	2	33	315
08:00	1	0	4	13	0	0	0	0	18	19	0	10	7	0	0	0	5	41
08:15	2	1	1	9	0	0	0	0	13	16	1	5	10	0	0	1	1	34
08:30	1	0	3	11	0	0	0	1	16	15	0	4	3	0	0	0	1	23
08:45	7	0	1	12	0	0	0	0	20	8	0	5	12	0	0	0	1	26
Hour	11	1	9	45	0	0	0	1	67	58	1	24	32	0	0	1	8	124
09:00	3	0	5	10	0	0	1	1	20	17	0	3	9	0	1	0	0	30
09:15	5	0	2	10	0	0	0	1	18	11	0	3	12	0	0	0	1	27
09:30	4	0	3	7	0	1	0	0	15	14	0	2	16	0	0	0	0	32
09:45	8	0	4	16	0	0	0	0	28	17	0	10	13	0	0	0	1	41
Hour	20	0	14	43	0	1	1	2	81	59	0	18	50	0	1	0	2	130
10:00	7	0	7	8	0	0	0	0	22	12	0	5	13	0	0	0	2	32
10:15	12	0	5	13	0	0	0	0	30	12	1	8	14	0	0	0	0	35
10:30	8	1	5	17	0	0	0	0	31	11	0	6	13	0	0	0	0	30
10:45	3	1	7	18	0	0	0	0	29	14	2	7	20	0	0	0	1	44
Hour	30	2	24	56	0	0	0	0	112	49	3	26	60	0	0	0	3	141
11:00	7	2	9	10	0	0	1	2	31	8	1	9	18	0	0	1	0	37
11:15	8	0	2	23	0	0	0	0	33	9	0	2	7	0	0	0	0	18
11:30	9	0	4	14	0	0	0	0	27	9	0	7	15	0	0	0	0	31
11:45	12	1	5	11	0	0	0	2	31	14	0	8	14	0	0	1	1	38
Hour	36	3	20	58	0	0	1	4	122	40	1	26	54	0	0	2	1	124
Total	166	15	80	274	0	2	2	13	552	710	9	194	262	0	2	14	73	1264

Site No. 7
Location South Bank Road(N) / South Bank Road(S) / Whitebank Road
Date 04 April 2017

Time	To Arm B - South Bank Road(S)								Veh. Total	From Arm B - South Bank Road(S)								Veh. Total
	CAR	TAXI	LGV	HGV	DBUS	OBUS	M/C	P/C		CAR	TAXI	LGV	HGV	DBUS	OBUS	M/C	P/C	
00:00	2	0	0	1	0	0	0	0	3	0	0	1	0	0	0	0	0	1
00:15	1	0	1	1	0	0	0	0	3	1	1	1	0	0	0	0	0	3
00:30	2	0	0	0	0	0	0	0	2	0	0	1	0	0	0	0	0	1
00:45	0	0	1	0	0	0	0	0	1	0	0	0	0	0	0	0	0	0
Hour	5	0	2	2	0	0	0	0	9	1	1	3	0	0	0	0	0	5
01:00	1	0	0	1	0	0	0	0	2	2	0	0	1	0	0	0	0	3
01:15	1	0	0	0	0	0	0	0	1	1	0	0	0	0	0	0	0	1
01:30	0	0	0	0	0	0	0	0	0	1	0	0	0	0	0	0	0	1
01:45	0	0	0	0	0	0	0	0	0	0	0	2	0	0	0	0	0	2
Hour	2	0	0	1	0	0	0	0	3	4	0	2	1	0	0	0	0	7
02:00	0	0	0	0	0	0	0	0	0	0	0	0	0	0	0	0	0	0
02:15	0	0	0	0	0	0	0	0	0	0	0	0	0	0	0	0	0	0
02:30	0	0	0	0	0	0	0	0	0	0	0	0	0	0	0	0	0	0
02:45	0	1	0	0	0	0	0	0	1	2	0	0	0	0	0	0	0	2
Hour	0	1	0	0	0	0	0	0	1	2	0	0	0	0	0	0	0	2
03:00	2	0	1	0	0	0	0	0	3	0	1	0	0	0	0	0	0	1
03:15	0	0	0	0	0	0	0	0	0	0	0	0	0	0	0	0	0	0
03:30	1	0	0	0	0	0	0	0	1	0	0	0	0	0	0	0	0	0
03:45	0	0	0	2	0	0	0	0	2	0	0	0	0	0	0	0	0	0
Hour	3	0	1	2	0	0	0	0	6	0	1	0	0	0	0	0	0	1
04:00	0	0	0	1	0	0	0	0	1	2	0	0	0	0	0	0	1	3
04:15	0	0	0	0	0	0	0	0	0	0	0	0	1	0	0	0	0	1
04:30	1	0	0	0	0	0	0	0	1	0	0	0	0	0	0	0	0	0
04:45	3	0	0	0	0	0	0	0	3	1	0	0	0	0	0	0	0	1
Hour	4	0	0	1	0	0	0	0	5	3	0	0	1	0	0	0	1	5
05:00	2	0	0	0	0	0	0	0	2	1	0	0	0	0	0	0	0	1
05:15	2	0	0	0	0	0	0	1	3	0	0	0	1	0	0	0	0	1
05:30	5	0	0	0	0	0	0	1	6	7	0	1	1	0	0	0	0	9
05:45	5	0	0	0	0	0	1	0	6	12	0	2	0	0	0	0	3	17
Hour	14	0	0	0	0	0	1	2	17	20	0	3	2	0	0	0	3	28
06:00	11	0	3	2	0	0	0	0	16	2	0	0	0	0	0	0	1	3
06:15	55	2	12	1	0	0	0	3	73	0	2	0	0	0	0	0	0	2
06:30	81	0	19	4	0	0	2	6	112	0	0	0	2	0	0	0	1	3
06:45	79	0	13	5	0	0	0	10	107	3	0	0	4	0	0	0	0	7
Hour	226	2	47	12	0	0	2	19	308	5	2	0	6	0	0	0	2	15
07:00	61	0	10	2	0	0	1	3	77	0	1	3	2	0	0	0	1	7
07:15	35	0	9	0	0	0	0	6	50	2	0	0	4	0	0	0	1	7
07:30	33	0	3	3	0	1	1	4	45	4	2	0	11	0	1	0	1	19
07:45	16	0	5	5	0	0	0	4	30	1	1	2	4	0	0	0	0	8
Hour	145	0	27	10	0	1	2	17	202	7	4	5	21	0	1	0	3	41
08:00	13	0	1	1	0	0	0	1	16	1	0	2	6	0	0	0	0	9
08:15	7	1	2	5	0	0	0	1	16	1	1	0	5	0	0	0	1	8
08:30	9	0	1	3	0	0	0	1	14	0	0	3	3	0	0	0	1	7
08:45	4	0	2	6	0	0	0	0	12	4	0	1	9	0	0	0	1	15
Hour	33	1	6	15	0	0	0	3	58	6	1	6	23	0	0	0	3	39
09:00	10	0	4	3	0	1	0	0	18	3	0	4	4	0	0	0	1	12
09:15	4	0	1	2	0	0	0	1	8	3	0	2	5	0	0	0	1	11
09:30	9	0	3	8	0	0	0	0	20	3	0	2	2	0	1	0	0	8
09:45	7	0	3	6	0	0	0	0	16	2	0	0	6	0	0	0	0	8
Hour	30	0	11	19	0	1	0	1	62	11	0	8	17	0	1	0	2	39
10:00	6	0	2	7	0	0	0	0	15	4	0	3	3	0	0	0	0	10
10:15	5	1	3	7	0	0	0	0	16	6	0	1	2	0	0	0	0	9
10:30	6	0	4	6	0	0	0	0	16	3	1	4	7	0	0	0	0	15
10:45	6	2	2	8	0	0	0	0	18	5	1	3	8	0	0	0	0	17
Hour	23	3	11	28	0	0	0	0	65	18	2	11	20	0	0	0	0	51
11:00	2	1	4	6	0	0	0	2	15	2	2	6	6	0	0	0	1	17
11:15	2	0	0	7	0	0	0	0	9	2	0	0	11	0	0	0	0	13
11:30	2	0	6	1	0	0	0	0	9	6	0	3	5	0	0	0	0	14
11:45	3	2	5	8	0	0	0	0	18	7	1	4	3	0	0	0	0	15
Hour	9	3	15	22	0	0	0	2	51	17	3	13	25	0	0	0	1	59
Total	494	10	120	112	0	2	5	44	787	94	14	51	116	0	2	0	15	292

Site No. 7
Location South Bank Road(N) / South Bank Road(S) / Whitebank Road
Date 04 April 2017

Time	To Arm C - Whitebank Road								Veh. Total	From Arm C - Whitebank Road								Veh. Total
	CAR	TAXI	LGV	HGV	DBUS	OBUS	M/C	P/C		CAR	TAXI	LGV	HGV	DBUS	OBUS	M/C	P/C	
00:00	2	0	0	0	0	0	0	0	2	2	0	0	1	0	0	0	0	3
00:15	2	0	0	0	0	0	0	0	2	1	0	0	0	0	0	0	0	1
00:30	0	0	1	0	0	0	0	0	1	1	0	0	0	0	0	0	0	1
00:45	1	0	0	0	0	0	0	0	1	2	0	0	0	0	0	0	0	2
Hour	5	0	1	0	0	0	0	0	6	6	0	0	1	0	0	0	0	7
01:00	1	0	0	1	0	0	0	0	2	3	0	1	0	0	0	0	0	4
01:15	0	0	0	0	0	0	0	0	0	0	1	0	0	0	0	0	0	1
01:30	0	0	0	0	0	0	0	0	0	0	0	0	0	0	0	0	0	0
01:45	2	0	0	0	0	0	0	0	2	1	0	0	0	0	0	0	0	1
Hour	3	0	0	1	0	0	0	0	4	4	1	1	0	0	0	0	0	6
02:00	0	0	0	0	0	0	0	0	0	0	0	0	0	0	0	0	0	0
02:15	0	0	0	0	0	0	0	0	0	0	0	0	0	0	0	0	0	0
02:30	0	0	0	0	0	0	0	0	0	1	0	0	0	0	0	0	0	1
02:45	0	0	1	0	0	0	0	0	1	0	0	0	0	0	0	0	0	0
Hour	0	0	1	0	0	0	0	0	1	1	0	0	0	0	0	0	0	1
03:00	0	0	0	0	0	0	0	0	0	1	0	1	0	0	0	0	0	2
03:15	0	0	0	0	0	0	0	0	0	0	0	0	0	0	0	0	0	0
03:30	0	0	0	0	0	0	0	0	0	0	0	0	0	0	0	0	0	0
03:45	0	0	0	0	0	0	0	0	0	0	0	0	0	0	0	0	0	0
Hour	0	0	0	0	0	0	0	0	0	1	0	1	0	0	0	0	0	2
04:00	1	0	0	0	0	0	0	0	1	1	0	0	1	0	0	0	0	2
04:15	0	0	0	0	0	0	0	0	0	0	0	0	0	0	0	0	0	0
04:30	0	0	0	0	0	0	0	0	0	0	0	0	0	0	0	0	0	0
04:45	1	0	0	0	0	0	0	0	1	0	0	0	0	0	0	0	0	0
Hour	2	0	0	0	0	0	0	0	2	1	0	0	1	0	0	0	0	2
05:00	0	0	0	0	0	0	0	0	0	1	0	0	0	0	0	0	0	1
05:15	0	0	0	0	0	0	0	0	0	0	0	0	0	0	0	0	0	0
05:30	2	1	0	0	0	0	0	0	3	2	0	0	0	0	0	0	0	2
05:45	0	0	2	1	0	0	0	0	3	1	0	0	2	0	0	0	0	3
Hour	2	1	2	1	0	0	0	0	6	4	0	0	2	0	0	0	0	6
06:00	3	0	1	0	0	0	0	0	4	1	0	0	1	0	0	0	0	2
06:15	4	0	2	3	0	0	2	0	11	0	0	0	2	0	0	0	0	2
06:30	8	0	2	9	0	0	3	2	24	1	0	1	4	0	0	0	0	6
06:45	19	0	1	7	0	0	1	4	32	5	0	0	4	0	0	0	0	9
Hour	34	0	6	19	0	0	6	6	71	7	0	1	11	0	0	0	0	19
07:00	18	0	4	5	0	0	0	4	31	3	0	1	5	0	0	0	0	9
07:15	19	0	6	5	0	0	0	7	37	2	0	1	13	0	0	0	1	17
07:30	13	0	3	10	0	1	0	3	30	5	0	0	8	0	1	0	0	14
07:45	18	0	5	4	0	0	0	5	32	2	0	0	7	0	0	0	0	9
Hour	68	0	18	24	0	1	0	19	130	12	0	2	33	0	1	0	1	49
08:00	6	0	10	6	0	0	0	4	26	0	0	3	7	0	0	0	0	10
08:15	9	0	3	5	0	0	1	1	19	1	0	1	4	0	0	0	0	6
08:30	8	0	5	0	0	0	0	0	13	3	0	2	8	0	0	0	0	13
08:45	6	0	6	7	0	0	0	2	21	5	0	3	4	0	0	0	0	12
Hour	29	0	24	18	0	0	1	7	79	9	0	9	23	0	0	0	0	41
09:00	7	0	2	7	0	0	0	0	16	0	0	4	7	0	0	1	0	12
09:15	7	0	3	11	0	0	0	0	21	2	0	1	6	0	0	0	0	9
09:30	7	0	0	9	0	0	0	0	16	3	0	2	6	0	0	0	0	11
09:45	11	0	7	9	0	0	0	1	28	7	0	4	12	0	0	0	0	23
Hour	32	0	12	36	0	0	0	1	81	12	0	11	31	0	0	1	0	55
10:00	9	0	4	7	0	0	0	2	22	6	0	5	6	0	0	0	0	17
10:15	9	0	7	7	0	0	0	0	23	8	0	6	11	0	0	0	0	25
10:30	5	0	5	9	0	0	0	0	19	5	0	4	12	0	0	0	0	21
10:45	12	0	7	14	0	0	0	1	34	2	0	6	12	0	0	0	0	20
Hour	35	0	23	37	0	0	0	3	98	21	0	21	41	0	0	0	0	83
11:00	7	1	6	15	0	0	1	0	30	6	1	4	7	0	0	1	3	22
11:15	7	0	2	2	0	0	0	0	11	6	0	2	14	0	0	0	0	22
11:30	7	0	4	14	0	0	0	0	25	3	0	4	9	0	0	0	0	16
11:45	12	0	5	7	0	0	1	1	26	6	2	3	9	0	0	0	2	22
Hour	33	1	17	38	0	0	2	1	92	21	3	13	39	0	0	1	5	82
Total	243	2	104	174	0	1	9	37	570	99	4	59	182	0	1	2	6	353

Site No. 7
Location South Bank Road(N) / South Bank Road(S) / Whitebank Road
Date 04 April 2017

Time	A to C - South Bank Road(N) to Whitebank Road								Veh. Total	A to B - South Bank Road(N) to South Bank Road(S)								Veh. Total
	CAR	TAXI	LGV	HGV	DBUS	OBUS	M/C	P/C		CAR	TAXI	LGV	HGV	DBUS	OBUS	M/C	P/C	
12:00	8	0	3	8	0	0	0	0	19	6	0	2	4	0	0	0	0	12
12:15	8	0	4	7	0	0	0	0	19	5	0	0	5	0	0	0	0	10
12:30	6	0	4	13	0	0	0	0	23	5	0	3	4	0	0	0	0	12
12:45	9	0	5	4	0	0	0	1	19	2	0	3	6	0	0	0	0	11
Hour	31	0	16	32	0	0	0	1	80	18	0	8	19	0	0	0	0	45
13:00	7	0	4	5	0	0	1	0	17	10	0	1	6	0	0	0	0	17
13:15	5	0	5	7	0	0	0	1	18	6	0	2	3	0	0	0	0	11
13:30	8	0	6	8	0	0	0	0	22	8	2	2	4	0	0	0	0	16
13:45	8	1	5	10	0	0	0	1	25	5	0	4	4	0	0	0	0	13
Hour	28	1	20	30	0	0	1	2	82	29	2	9	17	0	0	0	0	57
14:00	7	0	4	4	0	0	0	0	15	2	0	2	1	0	0	0	3	8
14:15	10	0	3	11	0	0	1	1	26	3	0	2	4	0	1	0	0	10
14:30	9	0	3	9	0	0	1	0	22	2	0	1	4	0	0	0	2	9
14:45	12	0	2	7	0	0	0	0	21	6	0	1	5	0	0	0	0	12
Hour	38	0	12	31	0	0	2	1	84	13	0	6	14	0	1	0	5	39
15:00	10	0	2	8	0	0	0	2	22	1	0	1	4	0	0	0	0	6
15:15	7	0	2	7	0	0	0	0	16	3	1	1	2	0	0	0	0	7
15:30	5	0	2	9	0	0	0	0	16	4	0	0	2	0	0	0	0	6
15:45	7	1	0	3	0	0	1	0	12	6	0	2	3	0	0	0	0	11
Hour	29	1	6	27	0	0	1	2	66	14	1	4	11	0	0	0	0	30
16:00	4	0	2	2	0	0	1	1	10	1	0	3	2	0	0	0	0	6
16:15	3	0	3	8	0	0	0	0	14	2	0	0	6	0	0	0	1	9
16:30	3	0	1	5	0	0	0	0	9	4	0	0	1	0	0	0	1	6
16:45	3	0	0	6	0	0	0	1	10	2	0	3	6	0	0	0	1	12
Hour	13	0	6	21	0	0	1	2	43	9	0	6	15	0	0	0	3	33
17:00	3	0	0	2	0	0	0	0	5	6	0	0	4	0	0	0	0	10
17:15	3	0	0	1	0	0	0	0	4	3	0	0	3	0	0	0	1	7
17:30	2	0	1	1	0	0	0	0	4	7	0	1	4	0	0	0	3	15
17:45	2	0	0	0	0	0	0	0	2	7	1	1	5	0	0	0	1	15
Hour	10	0	1	4	0	0	0	0	15	23	1	2	16	0	0	0	5	47
18:00	2	0	0	0	0	0	0	0	2	2	0	0	1	0	0	0	0	3
18:15	4	0	1	0	0	0	0	0	5	3	0	0	1	0	0	0	2	6
18:30	7	0	3	1	0	0	0	2	13	3	0	0	2	0	0	0	0	5
18:45	3	0	0	0	0	0	1	0	4	1	1	0	1	0	0	1	0	4
Hour	16	0	4	1	0	0	1	2	24	9	1	0	5	0	0	1	2	18
19:00	4	0	1	0	0	0	0	0	5	0	0	0	2	0	0	0	0	2
19:15	8	0	0	0	0	0	1	3	12	0	1	0	0	0	0	0	0	1
19:30	6	0	0	0	0	0	0	0	6	2	0	0	0	1	0	0	2	5
19:45	7	0	0	0	0	0	0	0	7	0	0	0	1	0	0	0	0	1
Hour	25	0	1	0	0	0	1	3	30	2	1	0	3	1	0	0	2	9
20:00	6	0	3	0	0	0	0	0	9	4	0	1	0	0	0	0	4	9
20:15	1	1	0	0	0	0	0	0	2	2	0	1	0	0	0	0	0	3
20:30	3	1	0	0	0	0	0	3	7	1	0	0	0	0	0	0	0	1
20:45	3	0	0	0	0	0	0	0	3	2	0	0	0	0	0	0	0	2
Hour	13	2	3	0	0	0	0	3	21	9	0	2	0	0	0	0	4	15
21:00	0	0	0	0	0	0	0	0	0	1	0	0	0	0	0	0	0	1
21:15	3	0	0	0	0	0	0	0	3	0	0	0	0	0	0	0	0	0
21:30	3	0	0	0	0	0	0	0	3	0	0	0	0	0	0	0	0	0
21:45	7	0	0	0	0	0	0	0	7	1	0	0	0	0	0	0	0	1
Hour	13	0	0	0	0	0	0	0	13	2	0	0	0	0	0	0	0	2
22:00	1	0	0	0	0	0	0	0	1	1	0	0	0	0	0	0	0	1
22:15	2	0	0	0	0	0	0	0	2	0	0	0	0	0	0	0	0	0
22:30	2	0	0	0	0	0	0	0	2	0	0	0	0	0	0	3	0	3
22:45	0	0	0	0	0	0	0	0	0	0	0	0	0	0	0	0	0	0
Hour	5	0	0	0	0	0	0	0	5	1	0	0	0	0	0	3	0	4
23:00	4	0	0	0	0	0	0	0	4	0	0	0	0	0	0	0	0	0
23:15	0	0	0	0	0	0	0	0	0	0	0	0	0	0	0	0	0	0
23:30	2	0	0	0	0	0	0	0	2	1	0	0	0	0	0	0	0	1
23:45	0	0	0	0	0	0	0	0	0	1	0	0	0	0	0	0	0	1
Hour	6	0	0	0	0	0	0	0	6	2	0	0	0	0	0	0	0	2
Total	227	4	69	146	0	0	7	16	469	131	6	37	100	1	1	4	21	301

Site No. 7
Location South Bank Road(N) / South Bank Road(S) / Whitebank Road
Date 04 April 2017

Time	B to A - South Bank Road(S) to South Bank Road(N)								Veh. Total	B to C - South Bank Road(S) to Whitebank Road								Veh. Total
	CAR	TAXI	LGV	HGV	DBUS	OBUS	M/C	P/C		CAR	TAXI	LGV	HGV	DBUS	OBUS	M/C	P/C	
12:00	3	0	3	4	0	0	0	0	10	2	0	2	0	0	0	0	0	4
12:15	6	1	1	2	0	0	0	0	10	2	0	1	1	0	0	0	0	4
12:30	2	0	1	4	0	0	0	0	7	1	0	0	3	0	0	0	0	4
12:45	3	0	1	6	0	0	0	0	10	1	0	0	0	0	0	0	0	1
Hour	14	1	6	16	0	0	0	0	37	6	0	3	4	0	0	0	0	13
13:00	7	0	2	2	0	0	0	0	11	2	0	0	0	0	0	0	0	2
13:15	4	0	1	6	0	0	0	0	11	1	0	0	0	0	0	0	0	1
13:30	3	2	2	3	0	0	0	2	12	0	0	0	0	0	0	0	0	0
13:45	5	0	1	6	0	0	0	2	14	1	0	0	1	0	0	0	0	2
Hour	19	2	6	17	0	0	0	4	48	4	0	0	1	0	0	0	0	5
14:00	5	0	5	3	0	0	0	0	13	2	0	0	0	0	0	0	0	2
14:15	2	0	4	5	0	0	0	1	12	0	0	0	1	0	0	0	0	1
14:30	8	0	2	6	0	0	0	0	16	0	0	1	0	0	0	0	0	1
14:45	3	0	2	5	0	0	0	0	10	2	0	0	0	0	0	0	0	2
Hour	18	0	13	19	0	0	0	1	51	4	0	1	1	0	0	0	0	6
15:00	5	0	1	6	0	0	0	0	12	0	0	1	0	0	0	0	0	1
15:15	5	1	2	7	0	1	0	0	16	1	0	0	1	0	0	0	0	2
15:30	21	0	3	3	0	0	1	0	28	1	0	1	0	0	0	0	0	2
15:45	11	0	0	1	0	0	0	0	12	0	0	1	0	0	0	0	0	1
Hour	42	1	6	17	0	1	1	0	68	2	0	3	1	0	0	0	0	6
16:00	47	0	4	3	0	0	0	7	61	1	0	1	0	0	0	0	0	2
16:15	8	0	5	3	0	0	0	0	16	0	0	0	0	0	0	0	0	0
16:30	20	0	4	0	0	0	0	2	26	0	0	0	0	0	0	0	0	0
16:45	9	0	3	9	0	0	0	0	21	1	0	0	0	0	0	0	0	1
Hour	84	0	16	15	0	0	0	9	124	2	0	1	0	0	0	0	0	3
17:00	18	1	7	3	0	0	0	2	31	1	0	0	0	0	0	0	0	1
17:15	14	0	5	4	0	0	0	7	30	0	1	0	0	0	0	0	0	1
17:30	31	2	3	0	0	0	1	2	39	0	0	0	0	0	0	0	0	0
17:45	24	1	5	1	0	0	0	1	32	0	0	0	0	0	0	0	0	0
Hour	87	4	20	8	0	0	1	12	132	1	1	0	0	0	0	0	0	2
18:00	60	1	8	1	0	0	0	7	77	0	0	0	0	0	0	0	0	0
18:15	39	0	15	1	0	0	1	3	59	2	0	0	0	0	0	0	0	2
18:30	45	0	7	0	0	0	1	3	56	0	0	0	0	0	0	0	0	0
18:45	23	1	1	1	0	0	2	2	30	0	0	0	0	0	0	0	0	0
Hour	167	2	31	3	0	0	4	15	222	2	0	0	0	0	0	0	0	2
19:00	32	0	7	1	0	0	0	5	45	0	0	0	0	0	0	0	0	0
19:15	8	1	1	0	0	0	0	1	11	1	0	0	0	0	0	0	0	1
19:30	7	0	0	0	1	0	0	0	8	2	0	0	0	0	0	0	0	2
19:45	4	0	1	0	0	0	0	0	5	0	0	0	0	0	0	0	1	1
Hour	51	1	9	1	1	0	0	6	69	3	0	0	0	0	0	0	1	4
20:00	7	0	0	0	0	0	0	0	7	1	0	0	0	0	0	0	4	5
20:15	1	0	1	0	0	0	0	0	2	0	0	0	0	0	0	0	0	0
20:30	1	0	0	0	0	0	0	0	1	1	0	0	0	0	0	0	0	1
20:45	1	0	1	0	0	0	0	0	2	0	0	0	0	0	0	0	0	0
Hour	10	0	2	0	0	0	0	0	12	2	0	0	0	0	0	0	4	6
21:00	0	0	0	0	0	0	0	0	0	0	0	0	0	0	0	0	0	0
21:15	1	0	0	0	0	0	0	0	1	0	0	0	0	0	0	0	0	0
21:30	1	0	0	0	0	0	0	0	1	0	0	0	0	0	0	0	0	0
21:45	2	0	0	0	0	0	0	0	2	0	0	0	0	0	0	0	0	0
Hour	4	0	0	0	0	0	0	0	4	0	0	0	0	0	0	0	0	0
22:00	0	0	0	0	0	0	0	0	0	0	0	0	0	0	0	0	0	0
22:15	0	0	0	0	0	0	0	0	0	0	0	0	0	0	0	0	0	0
22:30	0	0	1	0	0	0	3	0	4	0	0	0	0	0	0	0	0	0
22:45	0	0	0	0	0	0	0	0	0	0	0	0	0	0	0	0	0	0
Hour	0	0	1	0	0	0	3	0	4	0	0	0	0	0	0	0	0	0
23:00	1	0	0	0	0	0	0	0	1	0	0	0	0	0	0	0	0	0
23:15	1	0	0	0	0	0	0	0	1	0	0	0	0	0	0	0	0	0
23:30	1	0	0	0	0	0	0	0	1	0	0	0	0	0	0	0	0	0
23:45	1	0	1	0	0	0	0	0	2	0	0	0	0	0	0	0	0	0
Hour	4	0	1	0	0	0	0	0	5	0	0	0	0	0	0	0	0	0
Total	500	11	111	96	1	1	9	47	776	26	1	8	7	0	0	0	5	47

Site No. 7
Location South Bank Road(N) / South Bank Road(S) / Whitebank Road
Date 04 April 2017

Time	C to B - Whitebank Road to South Bank Road(S)								Veh. Total	C to A - Whitebank Road to South Bank Road(N)								Veh. Total
	CAR	TAXI	LGV	HGV	DBUS	OBUS	M/C	P/C		CAR	TAXI	LGV	HGV	DBUS	OBUS	M/C	P/C	
12:00	0	0	0	1	0	0	0	0	1	8	0	3	4	0	0	0	1	16
12:15	0	0	0	0	0	0	0	0	0	9	0	6	11	0	0	0	0	26
12:30	1	0	0	0	0	0	0	0	1	11	0	5	14	0	0	0	2	32
12:45	1	0	0	0	0	0	0	0	1	8	0	7	13	0	0	0	0	28
Hour	2	0	0	1	0	0	0	0	3	36	0	21	42	0	0	0	3	102
13:00	1	0	0	1	0	0	0	0	2	10	0	3	7	0	0	0	1	21
13:15	0	0	0	0	0	0	0	1	1	10	0	3	10	0	0	0	0	23
13:30	1	0	0	1	0	0	0	0	2	14	0	6	8	0	0	0	0	28
13:45	1	0	0	0	0	0	0	0	1	6	0	5	8	0	0	0	0	19
Hour	3	0	0	2	0	0	0	1	6	40	0	17	33	0	0	0	1	91
14:00	1	0	1	0	0	0	0	0	2	9	0	2	12	0	0	1	0	24
14:15	1	0	0	0	0	0	0	0	1	7	1	2	4	0	0	1	2	17
14:30	0	0	0	1	0	0	0	0	1	8	0	3	10	0	0	1	0	22
14:45	0	0	0	2	0	0	0	0	2	13	0	4	12	0	0	0	1	30
Hour	2	0	1	3	0	0	0	0	6	37	1	11	38	0	0	3	3	93
15:00	0	0	2	0	0	0	0	0	2	6	0	3	6	0	0	0	0	15
15:15	0	0	0	1	0	0	0	0	1	10	1	3	12	0	0	1	1	28
15:30	0	0	0	0	0	0	0	0	0	11	0	4	9	0	0	0	1	25
15:45	1	0	0	0	0	0	0	0	1	15	0	6	13	0	0	1	0	35
Hour	1	0	2	1	0	0	0	0	4	42	1	16	40	0	0	2	2	103
16:00	0	0	1	0	0	0	0	0	1	30	1	4	4	0	0	1	0	40
16:15	0	0	0	0	0	0	0	0	0	13	0	7	9	0	0	1	4	34
16:30	0	0	0	1	0	0	0	0	1	20	0	6	9	0	0	0	1	36
16:45	0	0	1	0	0	0	0	0	1	9	0	4	9	0	0	1	2	25
Hour	0	0	2	1	0	0	0	0	3	72	1	21	31	0	0	3	7	135
17:00	0	1	0	1	0	0	0	0	2	13	0	2	4	0	0	1	5	25
17:15	0	0	0	0	0	0	0	0	0	7	0	3	4	0	0	0	2	16
17:30	1	1	0	0	0	0	0	0	2	9	0	0	2	0	0	1	0	12
17:45	0	0	0	1	0	0	0	0	1	6	0	0	0	0	0	0	0	6
Hour	1	2	0	2	0	0	0	0	5	35	0	5	10	0	0	2	7	59
18:00	0	0	0	0	0	0	0	0	0	11	0	4	2	0	0	1	0	18
18:15	1	0	0	0	0	0	0	1	2	7	1	1	0	0	0	0	1	10
18:30	0	0	0	0	0	0	0	1	1	7	0	2	0	0	0	1	0	10
18:45	0	0	0	0	0	0	0	1	1	14	0	1	0	0	0	0	1	16
Hour	1	0	0	0	0	0	0	3	4	39	1	8	2	0	0	2	2	54
19:00	0	0	0	0	0	0	0	1	1	7	0	0	1	0	0	0	2	10
19:15	1	0	0	0	0	0	0	0	1	5	0	1	1	0	0	0	1	8
19:30	0	0	0	0	0	0	0	0	0	3	0	0	0	0	0	1	0	4
19:45	0	0	0	0	0	0	0	0	0	12	0	0	0	0	0	2	2	16
Hour	1	0	0	0	0	0	0	1	2	27	0	1	2	0	0	3	5	38
20:00	0	0	0	0	0	0	0	0	0	7	0	0	0	0	0	0	4	11
20:15	1	0	1	0	0	0	0	0	2	4	0	1	0	0	0	0	0	5
20:30	0	0	0	0	0	0	0	0	0	8	0	2	0	0	0	0	0	10
20:45	0	0	0	0	0	0	0	0	0	5	2	0	0	0	0	0	0	7
Hour	1	0	1	0	0	0	0	0	2	24	2	3	0	0	0	0	4	33
21:00	0	0	0	0	0	0	0	0	0	1	0	0	0	0	0	0	0	1
21:15	0	0	0	0	0	0	0	0	0	0	0	0	0	0	0	0	0	0
21:30	0	0	0	0	0	0	0	0	0	5	0	0	0	0	0	0	4	9
21:45	0	0	0	0	0	0	0	0	0	4	0	0	0	0	0	0	0	4
Hour	0	0	0	0	0	0	0	0	0	10	0	0	0	0	0	0	4	14
22:00	0	0	0	0	0	0	0	0	0	6	0	0	0	0	0	0	0	6
22:15	0	0	0	0	0	0	0	0	0	2	0	0	0	0	0	0	1	3
22:30	0	0	0	0	0	0	0	0	0	4	0	0	0	0	0	0	1	5
22:45	0	0	0	0	0	0	0	0	0	2	0	0	0	0	0	0	0	2
Hour	0	0	0	0	0	0	0	0	0	14	0	0	0	0	0	0	2	16
23:00	0	0	0	0	0	0	0	0	0	1	0	0	0	0	0	0	0	1
23:15	0	0	0	0	0	0	0	0	0	3	0	0	0	0	0	0	0	3
23:30	0	0	0	0	0	0	0	0	0	4	0	0	0	0	0	0	0	4
23:45	0	0	0	0	0	0	0	0	0	0	0	0	0	0	0	0	0	0
Hour	0	0	0	0	0	0	0	0	0	8	0	0	0	0	0	0	0	8
Total	12	2	6	10	0	0	0	5	35	384	6	103	198	0	0	15	40	746

Site No. 7
Location South Bank Road(N) / South Bank Road(S) / Whitebank Road
Date 04 April 2017

Time	To Arm A - South Bank Road(N)								Veh. Total	From Arm A - South Bank Road(N)								Veh. Total
	CAR	TAXI	LGV	HGV	DBUS	OBUS	M/C	P/C		CAR	TAXI	LGV	HGV	DBUS	OBUS	M/C	P/C	
12:00	11	0	6	8	0	0	0	1	26	14	0	5	12	0	0	0	0	31
12:15	15	1	7	13	0	0	0	0	36	13	0	4	12	0	0	0	0	29
12:30	13	0	6	18	0	0	0	2	39	11	0	7	17	0	0	0	0	35
12:45	11	0	8	19	0	0	0	0	38	11	0	8	10	0	0	0	1	30
Hour	50	1	27	58	0	0	0	3	139	49	0	24	51	0	0	0	1	125
13:00	17	0	5	9	0	0	0	1	32	17	0	5	11	0	0	1	0	34
13:15	14	0	4	16	0	0	0	0	34	11	0	7	10	0	0	0	1	29
13:30	17	2	8	11	0	0	0	2	40	16	2	8	12	0	0	0	0	38
13:45	11	0	6	14	0	0	0	2	33	13	1	9	14	0	0	0	1	38
Hour	59	2	23	50	0	0	0	5	139	57	3	29	47	0	0	1	2	139
14:00	14	0	7	15	0	0	1	0	37	9	0	6	5	0	0	0	3	23
14:15	9	1	6	9	0	0	1	3	29	13	0	5	15	0	1	1	1	36
14:30	16	0	5	16	0	0	1	0	38	11	0	4	13	0	0	1	2	31
14:45	16	0	6	17	0	0	0	1	40	18	0	3	12	0	0	0	0	33
Hour	55	1	24	57	0	0	3	4	144	51	0	18	45	0	1	2	6	123
15:00	11	0	4	12	0	0	0	0	27	11	0	3	12	0	0	0	2	28
15:15	15	2	5	19	0	1	1	1	44	10	1	3	9	0	0	0	0	23
15:30	32	0	7	12	0	0	1	1	53	9	0	2	11	0	0	0	0	22
15:45	26	0	6	14	0	0	1	0	47	13	1	2	6	0	0	1	0	23
Hour	84	2	22	57	0	1	3	2	171	43	2	10	38	0	0	1	2	96
16:00	77	1	8	7	0	0	1	7	101	5	0	5	4	0	0	1	1	16
16:15	21	0	12	12	0	0	1	4	50	5	0	3	14	0	0	0	1	23
16:30	40	0	10	9	0	0	0	3	62	7	0	1	6	0	0	0	1	15
16:45	18	0	7	18	0	0	1	2	46	5	0	3	12	0	0	0	2	22
Hour	156	1	37	46	0	0	3	16	259	22	0	12	36	0	0	1	5	76
17:00	31	1	9	7	0	0	1	7	56	9	0	0	6	0	0	0	0	15
17:15	21	0	8	8	0	0	0	9	46	6	0	0	4	0	0	0	1	11
17:30	40	2	3	2	0	0	2	2	51	9	0	2	5	0	0	0	3	19
17:45	30	1	5	1	0	0	0	1	38	9	1	1	5	0	0	0	1	17
Hour	122	4	25	18	0	0	3	19	191	33	1	3	20	0	0	0	5	62
18:00	71	1	12	3	0	0	1	7	95	4	0	0	1	0	0	0	0	5
18:15	46	1	16	1	0	0	1	4	69	7	0	1	1	0	0	0	2	11
18:30	52	0	9	0	0	0	2	3	66	10	0	3	3	0	0	0	2	18
18:45	37	1	2	1	0	0	2	3	46	4	1	0	1	0	0	2	0	8
Hour	206	3	39	5	0	0	6	17	276	25	1	4	6	0	0	2	4	42
19:00	39	0	7	2	0	0	0	7	55	4	0	1	2	0	0	0	0	7
19:15	13	1	2	1	0	0	0	2	19	8	1	0	0	0	0	1	3	13
19:30	10	0	0	0	1	0	1	0	12	8	0	0	0	1	0	0	2	11
19:45	16	0	1	0	0	0	2	2	21	7	0	0	1	0	0	0	0	8
Hour	78	1	10	3	1	0	3	11	107	27	1	1	3	1	0	1	5	39
20:00	14	0	0	0	0	0	0	4	18	10	0	4	0	0	0	0	4	18
20:15	5	0	2	0	0	0	0	0	7	3	1	1	0	0	0	0	0	5
20:30	9	0	2	0	0	0	0	0	11	4	1	0	0	0	0	0	3	8
20:45	6	2	1	0	0	0	0	0	9	5	0	0	0	0	0	0	0	5
Hour	34	2	5	0	0	0	0	4	45	22	2	5	0	0	0	0	7	36
21:00	1	0	0	0	0	0	0	0	1	1	0	0	0	0	0	0	0	1
21:15	1	0	0	0	0	0	0	0	1	3	0	0	0	0	0	0	0	3
21:30	6	0	0	0	0	0	0	4	10	3	0	0	0	0	0	0	0	3
21:45	6	0	0	0	0	0	0	0	6	8	0	0	0	0	0	0	0	8
Hour	14	0	0	0	0	0	0	4	18	15	0	0	0	0	0	0	0	15
22:00	6	0	0	0	0	0	0	0	6	2	0	0	0	0	0	0	0	2
22:15	2	0	0	0	0	0	0	1	3	2	0	0	0	0	0	0	0	2
22:30	4	0	1	0	0	0	3	1	9	2	0	0	0	0	0	3	0	5
22:45	2	0	0	0	0	0	0	0	2	0	0	0	0	0	0	0	0	0
Hour	14	0	1	0	0	0	3	2	20	6	0	0	0	0	0	3	0	9
23:00	2	0	0	0	0	0	0	0	2	4	0	0	0	0	0	0	0	4
23:15	4	0	0	0	0	0	0	0	4	0	0	0	0	0	0	0	0	0
23:30	5	0	0	0	0	0	0	0	5	3	0	0	0	0	0	0	0	3
23:45	1	0	1	0	0	0	0	0	2	1	0	0	0	0	0	0	0	1
Hour	12	0	1	0	0	0	0	0	13	8	0	0	0	0	0	0	0	8
Total	884	17	214	294	1	1	24	87	1522	358	10	106	246	1	1	11	37	770

Site No. 7
Location South Bank Road(N) / South Bank Road(S) / Whitebank Road
Date 04 April 2017

Time	To Arm B - South Bank Road(S)								Veh. Total	From Arm B - South Bank Road(S)								Veh. Total
	CAR	TAXI	LGV	HGV	DBUS	OBUS	M/C	P/C		CAR	TAXI	LGV	HGV	DBUS	OBUS	M/C	P/C	
12:00	6	0	2	5	0	0	0	0	13	5	0	5	4	0	0	0	0	14
12:15	5	0	0	5	0	0	0	0	10	8	1	2	3	0	0	0	0	14
12:30	6	0	3	4	0	0	0	0	13	3	0	1	7	0	0	0	0	11
12:45	3	0	3	6	0	0	0	0	12	4	0	1	6	0	0	0	0	11
Hour	20	0	8	20	0	0	0	0	48	20	1	9	20	0	0	0	0	50
13:00	11	0	1	7	0	0	0	0	19	9	0	2	2	0	0	0	0	13
13:15	6	0	2	3	0	0	0	1	12	5	0	1	6	0	0	0	0	12
13:30	9	2	2	5	0	0	0	0	18	3	2	2	3	0	0	0	2	12
13:45	6	0	4	4	0	0	0	0	14	6	0	1	7	0	0	0	2	16
Hour	32	2	9	19	0	0	0	1	63	23	2	6	18	0	0	0	4	53
14:00	3	0	3	1	0	0	0	3	10	7	0	5	3	0	0	0	0	15
14:15	4	0	2	4	0	1	0	0	11	2	0	4	6	0	0	0	1	13
14:30	2	0	1	5	0	0	0	2	10	8	0	3	6	0	0	0	0	17
14:45	6	0	1	7	0	0	0	0	14	5	0	2	5	0	0	0	0	12
Hour	15	0	7	17	0	1	0	5	45	22	0	14	20	0	0	0	1	57
15:00	1	0	3	4	0	0	0	0	8	5	0	2	6	0	0	0	0	13
15:15	3	1	1	3	0	0	0	0	8	6	1	2	8	0	1	0	0	18
15:30	4	0	0	2	0	0	0	0	6	22	0	4	3	0	0	1	0	30
15:45	7	0	2	3	0	0	0	0	12	11	0	1	1	0	0	0	0	13
Hour	15	1	6	12	0	0	0	0	34	44	1	9	18	0	1	1	0	74
16:00	1	0	4	2	0	0	0	0	7	48	0	5	3	0	0	0	7	63
16:15	2	0	0	6	0	0	0	1	9	8	0	5	3	0	0	0	0	16
16:30	4	0	0	2	0	0	0	1	7	20	0	4	0	0	0	0	2	26
16:45	2	0	4	6	0	0	0	1	13	10	0	3	9	0	0	0	0	22
Hour	9	0	8	16	0	0	0	3	36	86	0	17	15	0	0	0	9	127
17:00	6	1	0	5	0	0	0	0	12	19	1	7	3	0	0	0	2	32
17:15	3	0	0	3	0	0	0	1	7	14	1	5	4	0	0	0	7	31
17:30	8	1	1	4	0	0	0	3	17	31	2	3	0	0	0	1	2	39
17:45	7	1	1	6	0	0	0	1	16	24	1	5	1	0	0	0	1	32
Hour	24	3	2	18	0	0	0	5	52	88	5	20	8	0	0	1	12	134
18:00	2	0	0	1	0	0	0	0	3	60	1	8	1	0	0	0	7	77
18:15	4	0	0	1	0	0	0	3	8	41	0	15	1	0	0	1	3	61
18:30	3	0	0	2	0	0	0	1	6	45	0	7	0	0	0	1	3	56
18:45	1	1	0	1	0	0	1	1	5	23	1	1	1	0	0	2	2	30
Hour	10	1	0	5	0	0	1	5	22	169	2	31	3	0	0	4	15	224
19:00	0	0	0	2	0	0	0	1	3	32	0	7	1	0	0	0	5	45
19:15	1	1	0	0	0	0	0	0	2	9	1	1	0	0	0	0	1	12
19:30	2	0	0	0	1	0	0	2	5	9	0	0	0	1	0	0	0	10
19:45	0	0	0	1	0	0	0	0	1	4	0	1	0	0	0	0	1	6
Hour	3	1	0	3	1	0	0	3	11	54	1	9	1	1	0	0	7	73
20:00	4	0	1	0	0	0	0	4	9	8	0	0	0	0	0	0	4	12
20:15	3	0	2	0	0	0	0	0	5	1	0	1	0	0	0	0	0	2
20:30	1	0	0	0	0	0	0	0	1	2	0	0	0	0	0	0	0	2
20:45	2	0	0	0	0	0	0	0	2	1	0	1	0	0	0	0	0	2
Hour	10	0	3	0	0	0	0	4	17	12	0	2	0	0	0	0	4	18
21:00	1	0	0	0	0	0	0	0	1	0	0	0	0	0	0	0	0	0
21:15	0	0	0	0	0	0	0	0	0	1	0	0	0	0	0	0	0	1
21:30	0	0	0	0	0	0	0	0	0	1	0	0	0	0	0	0	0	1
21:45	1	0	0	0	0	0	0	0	1	2	0	0	0	0	0	0	0	2
Hour	2	0	0	0	0	0	0	0	2	4	0	0	0	0	0	0	0	4
22:00	1	0	0	0	0	0	0	0	1	0	0	0	0	0	0	0	0	0
22:15	0	0	0	0	0	0	0	0	0	0	0	0	0	0	0	0	0	0
22:30	0	0	0	0	0	0	3	0	3	0	0	1	0	0	0	3	0	4
22:45	0	0	0	0	0	0	0	0	0	0	0	0	0	0	0	0	0	0
Hour	1	0	0	0	0	0	3	0	4	0	0	1	0	0	0	3	0	4
23:00	0	0	0	0	0	0	0	0	0	1	0	0	0	0	0	0	0	1
23:15	0	0	0	0	0	0	0	0	0	1	0	0	0	0	0	0	0	1
23:30	1	0	0	0	0	0	0	0	1	1	0	0	0	0	0	0	0	1
23:45	1	0	0	0	0	0	0	0	1	1	0	1	0	0	0	0	0	2
Hour	2	0	0	0	0	0	0	0	2	4	0	1	0	0	0	0	0	5
Total	143	8	43	110	1	1	4	26	336	526	12	119	103	1	1	9	52	823

Site No. 7
Location South Bank Road(N) / South Bank Road(S) / Whitebank Road
Date 04 April 2017

Time	To Arm C - Whitebank Road								Veh. Total	From Arm C - Whitebank Road								Veh. Total
	CAR	TAXI	LGV	HGV	DBUS	OBUS	M/C	P/C		CAR	TAXI	LGV	HGV	DBUS	OBUS	M/C	P/C	
12:00	10	0	5	8	0	0	0	0	23	8	0	3	5	0	0	0	1	17
12:15	10	0	5	8	0	0	0	0	23	9	0	6	11	0	0	0	0	26
12:30	7	0	4	16	0	0	0	0	27	12	0	5	14	0	0	0	2	33
12:45	10	0	5	4	0	0	0	1	20	9	0	7	13	0	0	0	0	29
Hour	37	0	19	36	0	0	0	1	93	38	0	21	43	0	0	0	3	105
13:00	9	0	4	5	0	0	1	0	19	11	0	3	8	0	0	0	1	23
13:15	6	0	5	7	0	0	0	1	19	10	0	3	10	0	0	0	1	24
13:30	8	0	6	8	0	0	0	0	22	15	0	6	9	0	0	0	0	30
13:45	9	1	5	11	0	0	0	1	27	7	0	5	8	0	0	0	0	20
Hour	32	1	20	31	0	0	1	2	87	43	0	17	35	0	0	0	2	97
14:00	9	0	4	4	0	0	0	0	17	10	0	3	12	0	0	1	0	26
14:15	10	0	3	12	0	0	1	1	27	8	1	2	4	0	0	1	2	18
14:30	9	0	4	9	0	0	1	0	23	8	0	3	11	0	0	1	0	23
14:45	14	0	2	7	0	0	0	0	23	13	0	4	14	0	0	0	1	32
Hour	42	0	13	32	0	0	2	1	90	39	1	12	41	0	0	3	3	99
15:00	10	0	3	8	0	0	0	2	23	6	0	5	6	0	0	0	0	17
15:15	8	0	2	8	0	0	0	0	18	10	1	3	13	0	0	1	1	29
15:30	6	0	3	9	0	0	0	0	18	11	0	4	9	0	0	0	1	25
15:45	7	1	1	3	0	0	1	0	13	16	0	6	13	0	0	1	0	36
Hour	31	1	9	28	0	0	1	2	72	43	1	18	41	0	0	2	2	107
16:00	5	0	3	2	0	0	1	1	12	30	1	5	4	0	0	1	0	41
16:15	3	0	3	8	0	0	0	0	14	13	0	7	9	0	0	1	4	34
16:30	3	0	1	5	0	0	0	0	9	20	0	6	10	0	0	0	1	37
16:45	4	0	0	6	0	0	0	1	11	9	0	5	9	0	0	1	2	26
Hour	15	0	7	21	0	0	1	2	46	72	1	23	32	0	0	3	7	138
17:00	4	0	0	2	0	0	0	0	6	13	1	2	5	0	0	1	5	27
17:15	3	1	0	1	0	0	0	0	5	7	0	3	4	0	0	0	2	16
17:30	2	0	1	1	0	0	0	0	4	10	1	0	2	0	0	1	0	14
17:45	2	0	0	0	0	0	0	0	2	6	0	0	1	0	0	0	0	7
Hour	11	1	1	4	0	0	0	0	17	36	2	5	12	0	0	2	7	64
18:00	2	0	0	0	0	0	0	0	2	11	0	4	2	0	0	1	0	18
18:15	6	0	1	0	0	0	0	0	7	8	1	1	0	0	0	0	2	12
18:30	7	0	3	1	0	0	0	2	13	7	0	2	0	0	0	1	1	11
18:45	3	0	0	0	0	0	1	0	4	14	0	1	0	0	0	0	2	17
Hour	18	0	4	1	0	0	1	2	26	40	1	8	2	0	0	2	5	58
19:00	4	0	1	0	0	0	0	0	5	7	0	0	1	0	0	0	3	11
19:15	9	0	0	0	0	0	1	3	13	6	0	1	1	0	0	0	1	9
19:30	8	0	0	0	0	0	0	0	8	3	0	0	0	0	0	1	0	4
19:45	7	0	0	0	0	0	0	1	8	12	0	0	0	0	0	2	2	16
Hour	28	0	1	0	0	0	1	4	34	28	0	1	2	0	0	3	6	40
20:00	7	0	3	0	0	0	0	4	14	7	0	0	0	0	0	0	4	11
20:15	1	1	0	0	0	0	0	0	2	5	0	2	0	0	0	0	0	7
20:30	4	1	0	0	0	0	0	3	8	8	0	2	0	0	0	0	0	10
20:45	3	0	0	0	0	0	0	0	3	5	2	0	0	0	0	0	0	7
Hour	15	2	3	0	0	0	0	7	27	25	2	4	0	0	0	0	4	35
21:00	0	0	0	0	0	0	0	0	0	1	0	0	0	0	0	0	0	1
21:15	3	0	0	0	0	0	0	0	3	0	0	0	0	0	0	0	0	0
21:30	3	0	0	0	0	0	0	0	3	5	0	0	0	0	0	0	4	9
21:45	7	0	0	0	0	0	0	0	7	4	0	0	0	0	0	0	0	4
Hour	13	0	0	0	0	0	0	0	13	10	0	0	0	0	0	0	4	14
22:00	1	0	0	0	0	0	0	0	1	6	0	0	0	0	0	0	0	6
22:15	2	0	0	0	0	0	0	0	2	2	0	0	0	0	0	0	1	3
22:30	2	0	0	0	0	0	0	0	2	4	0	0	0	0	0	0	1	5
22:45	0	0	0	0	0	0	0	0	0	2	0	0	0	0	0	0	0	2
Hour	5	0	0	0	0	0	0	0	5	14	0	0	0	0	0	0	2	16
23:00	4	0	0	0	0	0	0	0	4	1	0	0	0	0	0	0	0	1
23:15	0	0	0	0	0	0	0	0	0	3	0	0	0	0	0	0	0	3
23:30	2	0	0	0	0	0	0	0	2	4	0	0	0	0	0	0	0	4
23:45	0	0	0	0	0	0	0	0	0	0	0	0	0	0	0	0	0	0
Hour	6	0	0	0	0	0	0	0	6	8	0	0	0	0	0	0	0	8
Total	253	5	77	153	0	0	7	21	516	396	8	109	208	0	0	15	45	781

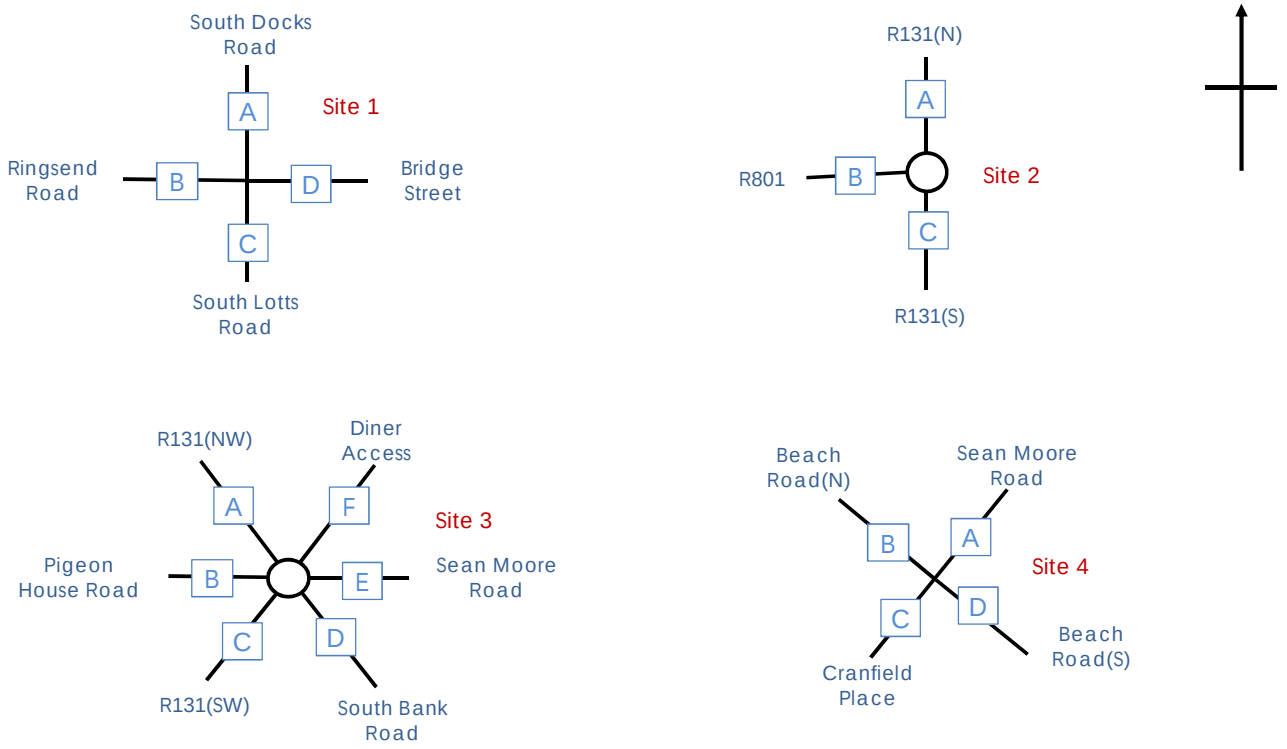

NDC NATIONWIDE DATA COLLECTION	Sites / Location:	1 to 4 / Ringsend	Project No:	7352	Drawing No:	7352-01	Drawn By:	AC
	Survey Date:	Tuesday 4th April 2017	Project Name:	RINGSEND				
	Survey Times:	00:00 to 00(24):00	Drawing Title:	Site Layout and Observed Movements				

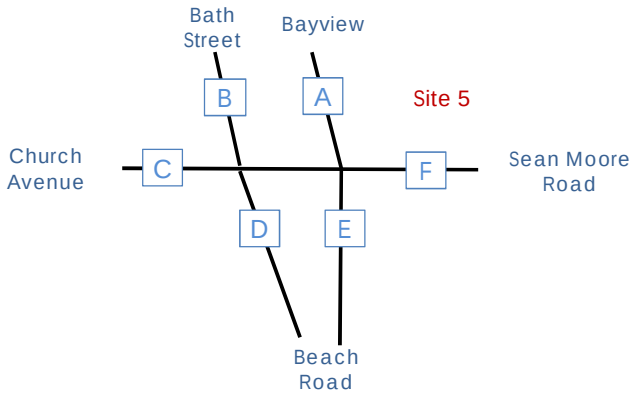

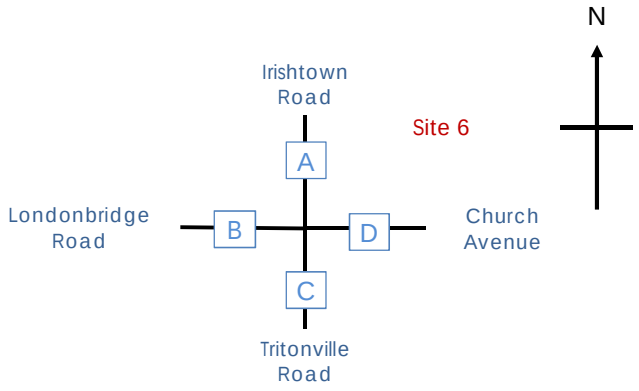

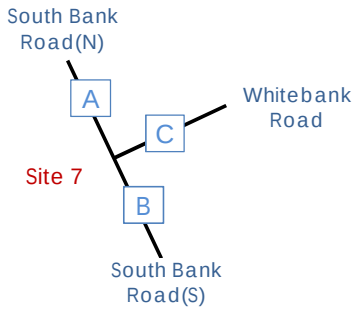

NDC NATIONWIDE DATA COLLECTION	Sites / Location:	5 to 7 / Ringsend	Project No:	7352	Drawing No:	7352-02	Drawn By:	AC
	Survey Date:	Tuesday 4th April 2017	Project Name:	RINGSEND				
	Survey Times:	00:00 to 00(24):00	Drawing Title:	Site Layout and Observed Movements				

Site No. 1
Location South Docks Road / Ringsend Road / South Lotts Road / Bridge Street
Date 04 April 2017

Time	ARM A		Ped. Total	ARM B		Ped. Total
	Eastbound	Westbound		Northbound	Southbound	
00:00	0	0	0	0	0	0
00:15	3	0	3	0	0	0
00:30	0	3	3	0	0	0
00:45	1	0	1	0	0	0
Hour	4	3	7	0	0	0
01:00	0	0	0	0	0	0
01:15	0	0	0	0	0	0
01:30	0	0	0	0	0	0
01:45	0	1	1	0	0	0
Hour	0	1	1	0	0	0
02:00	2	0	2	0	0	0
02:15	0	0	0	0	0	0
02:30	0	1	1	0	0	0
02:45	0	0	0	0	0	0
Hour	2	1	3	0	0	0
03:00	0	0	0	0	0	0
03:15	0	0	0	0	0	0
03:30	0	0	0	0	0	0
03:45	1	0	1	0	0	0
Hour	1	0	1	0	0	0
04:00	0	0	0	0	0	0
04:15	0	0	0	0	0	0
04:30	0	0	0	0	0	0
04:45	0	0	0	0	0	0
Hour	0	0	0	0	0	0
05:00	1	0	1	0	0	0
05:15	0	0	0	0	0	0
05:30	2	2	4	0	0	0
05:45	0	2	2	0	1	1
Hour	3	4	7	0	1	1
06:00	7	4	11	1	0	1
06:15	2	4	6	2	0	2
06:30	5	12	17	1	3	4
06:45	4	13	17	3	1	4
Hour	18	33	51	7	4	11
07:00	6	17	23	4	3	7
07:15	14	17	31	3	4	7
07:30	15	25	40	8	5	13
07:45	15	26	41	10	4	14
Hour	50	85	135	25	16	41
08:00	21	36	57	11	13	24
08:15	35	42	77	6	12	18
08:30	50	65	115	15	18	33
08:45	17	65	82	13	17	30
Hour	123	208	331	45	60	105
09:00	25	32	57	18	11	29
09:15	25	18	43	6	7	13
09:30	18	19	37	6	3	9
09:45	12	22	34	6	34	40
Hour	80	91	171	36	55	91
10:00	9	12	21	3	2	5
10:15	9	16	25	1	3	4
10:30	7	16	23	1	2	3
10:45	10	12	22	5	5	10
Hour	35	56	91	10	12	22
11:00	10	10	20	9	8	17
11:15	10	14	24	0	3	3
11:30	9	10	19	3	2	5
11:45	15	8	23	7	5	12
Hour	44	42	86	19	18	37
Total	360	524	884	142	166	308

Site No. 1
Location South Docks Road / Ringsend Road / South Lotts Road / Bridge Street
Date 04 April 2017

Time	ARM C		Ped. Total	ARM D		Ped. Total
	Eastbound	Westbound		Northbound	Southbound	
00:00	0	0	0	2	0	2
00:15	0	0	0	0	0	0
00:30	0	1	1	0	0	0
00:45	0	1	1	0	0	0
Hour	0	2	2	2	0	2
01:00	0	0	0	0	0	0
01:15	0	3	3	0	0	0
01:30	0	0	0	0	0	0
01:45	1	0	1	1	0	1
Hour	1	3	4	1	0	1
02:00	1	0	1	0	0	0
02:15	0	0	0	0	0	0
02:30	0	0	0	0	0	0
02:45	0	0	0	0	0	0
Hour	1	0	1	0	0	0
03:00	0	0	0	0	0	0
03:15	0	0	0	0	0	0
03:30	0	0	0	0	0	0
03:45	2	0	2	0	0	0
Hour	2	0	2	0	0	0
04:00	0	0	0	0	0	0
04:15	1	1	2	0	0	0
04:30	0	0	0	0	0	0
04:45	0	3	3	0	0	0
Hour	1	4	5	0	0	0
05:00	0	0	0	0	0	0
05:15	0	0	0	0	0	0
05:30	1	2	3	0	0	0
05:45	0	2	2	0	0	0
Hour	1	4	5	0	0	0
06:00	1	3	4	0	0	0
06:15	0	4	4	1	0	1
06:30	2	7	9	0	2	2
06:45	0	4	4	1	3	4
Hour	3	18	21	2	5	7
07:00	1	11	12	2	2	4
07:15	12	7	19	6	9	15
07:30	3	18	21	8	6	14
07:45	8	19	27	9	8	17
Hour	24	55	79	25	25	50
08:00	18	30	48	12	15	27
08:15	30	25	55	20	32	52
08:30	28	24	52	20	48	68
08:45	13	19	32	21	20	41
Hour	89	98	187	73	115	188
09:00	7	25	32	15	16	31
09:15	7	8	15	9	13	22
09:30	39	10	49	6	13	19
09:45	9	5	14	15	10	25
Hour	62	48	110	45	52	97
10:00	1	35	36	6	1	7
10:15	4	10	14	4	1	5
10:30	1	14	15	9	4	13
10:45	5	13	18	0	3	3
Hour	11	72	83	19	9	28
11:00	4	10	14	2	5	7
11:15	3	14	17	4	6	10
11:30	1	7	8	2	1	3
11:45	6	14	20	2	2	4
Hour	14	45	59	10	14	24
Total	209	349	558	177	220	397

Site No. 1
Location South Docks Road / Ringsend Road / South Lotts Road / Bridge Street
Date 04 April 2017

Time	ARM A		Ped. Total	ARM B		Ped. Total
	Eastbound	Westbound		Northbound	Southbound	
12:00	16	18	34	7	3	10
12:15	19	20	39	5	15	20
12:30	25	24	49	5	35	40
12:45	43	29	72	24	34	58
Hour	103	91	194	41	0	128
13:00	53	43	96	25	19	44
13:15	33	34	67	13	17	30
13:30	29	54	83	0	0	0
13:45	23	29	52	12	7	19
Hour	138	160	298	50	0	93
14:00	11	25	36	15	4	19
14:15	10	10	20	0	1	1
14:30	18	7	25	1	1	2
14:45	11	11	22	6	2	8
Hour	50	53	103	22	0	30
15:00	8	11	19	4	10	14
15:15	10	9	19	1	5	6
15:30	8	10	18	3	2	5
15:45	15	7	22	4	8	12
Hour	41	37	78	12	0	37
16:00	12	15	27	1	9	10
16:15	21	11	32	4	8	12
16:30	30	11	41	4	10	14
16:45	35	13	48	5	13	18
Hour	98	50	148	14	0	54
17:00	27	38	65	7	16	23
17:15	37	15	52	3	15	18
17:30	42	29	71	5	23	28
17:45	72	25	97	1	12	13
Hour	178	107	285	16	0	82
18:00	51	23	74	6	16	22
18:15	54	16	70	5	17	22
18:30	42	17	59	2	11	13
18:45	30	18	48	5	8	13
Hour	177	74	251	18	0	70
19:00	47	38	85	14	5	19
19:15	36	24	60	10	12	22
19:30	27	24	51	5	4	9
19:45	29	19	48	12	11	23
Hour	139	105	244	41	0	73
20:00	24	17	41	6	8	14
20:15	31	19	50	6	6	12
20:30	21	14	35	1	3	4
20:45	15	12	27	10	15	25
Hour	91	62	153	23	0	55
21:00	25	19	44	1	16	17
21:15	15	8	23	4	8	12
21:30	13	8	21	0	0	0
21:45	8	6	14	1	2	3
Hour	61	41	102	6	0	32
22:00	12	9	21	1	1	2
22:15	3	2	5	0	3	3
22:30	24	2	26	0	0	0
22:45	9	1	10	0	0	0
Hour	48	14	62	1	0	5
23:00	3	5	8	0	0	0
23:15	7	4	11	0	2	2
23:30	1	1	2	0	0	0
23:45	0	2	2	0	0	0
Hour	11	12	23	0	2	2
Total	1135	806	1941	244	2	661

Site No. 1
Location South Docks Road / Ringsend Road / South Lotts Road / Bridge Street
Date 04 April 2017

Time	ARM C		Ped. Total	ARM D		Ped. Total
	Eastbound	Westbound		Northbound	Southbound	
12:00	6	12	18	6	3	9
12:15	8	12	20	8	8	16
12:30	14	14	28	13	4	17
12:45	15	16	31	11	15	26
Hour	43	54	97	38	30	68
13:00	16	22	38	17	10	27
13:15	21	40	61	12	12	24
13:30	12	10	22	25	10	35
13:45	8	8	16	16	11	27
Hour	57	80	137	70	43	113
14:00	9	18	27	4	2	6
14:15	6	16	22	3	2	5
14:30	4	17	21	3	10	13
14:45	12	18	30	7	0	7
Hour	31	69	100	17	14	31
15:00	6	15	21	10	1	11
15:15	6	12	18	4	3	7
15:30	11	8	19	6	5	11
15:45	3	23	26	2	8	10
Hour	26	58	84	22	17	39
16:00	7	16	23	8	4	12
16:15	8	11	19	5	9	14
16:30	9	10	19	3	3	6
16:45	21	8	29	7	6	13
Hour	45	45	90	23	22	45
17:00	14	47	61	26	8	34
17:15	18	26	44	11	4	15
17:30	21	32	53	7	17	24
17:45	30	30	60	11	17	28
Hour	83	135	218	55	46	101
18:00	12	29	41	17	7	24
18:15	22	25	47	9	14	23
18:30	18	14	32	11	22	33
18:45	23	22	45	12	7	19
Hour	75	90	165	49	50	99
19:00	23	13	36	9	14	23
19:15	24	24	48	7	13	20
19:30	18	10	28	9	8	17
19:45	20	19	39	8	9	17
Hour	85	66	151	33	44	77
20:00	24	11	35	8	5	13
20:15	18	21	39	9	0	9
20:30	14	12	26	7	4	11
20:45	11	10	21	2	4	6
Hour	67	54	121	26	13	39
21:00	15	11	26	5	7	12
21:15	3	3	6	3	4	7
21:30	6	5	11	1	1	2
21:45	7	11	18	2	0	2
Hour	31	30	61	11	12	23
22:00	3	9	12	1	5	6
22:15	5	9	14	1	1	2
22:30	3	4	7	2	1	3
22:45	2	5	7	0	0	0
Hour	13	27	40	4	7	11
23:00	4	2	6	0	3	3
23:15	2	0	2	0	0	0
23:30	0	0	0	1	0	1
23:45	0	0	0	0	0	0
Hour	6	2	8	1	3	4
Total	562	710	1272	349	301	650

Site No. 2
Location R131(N) / R801 / R131(S)
Date 04 April 2017

Time	ARM A		Ped. Total	ARM B		Ped. Total
	Eastbound	Westbound		Northbound	Southbound	
00:00	0	0	0	0	4	4
00:15	1	1	2	1	0	1
00:30	0	0	0	1	1	2
00:45	1	0	1	1	5	6
Hour	2	1	3	3	10	13
01:00	0	0	0	1	1	2
01:15	0	0	0	0	0	0
01:30	0	0	0	0	0	0
01:45	0	0	0	2	0	2
Hour	0	0	0	3	1	4
02:00	0	0	0	0	3	3
02:15	0	0	0	0	0	0
02:30	0	0	0	0	0	0
02:45	0	0	0	0	0	0
Hour	0	0	0	0	3	3
03:00	0	0	0	0	0	0
03:15	0	0	0	0	0	0
03:30	0	0	0	0	0	0
03:45	0	0	0	1	0	1
Hour	0	0	0	1	0	1
04:00	0	0	0	0	0	0
04:15	0	0	0	0	0	0
04:30	0	0	0	1	0	1
04:45	0	0	0	0	0	0
Hour	0	0	0	1	0	1
05:00	0	0	0	0	0	0
05:15	0	0	0	0	0	0
05:30	0	0	0	0	0	0
05:45	0	0	0	1	4	5
Hour	0	0	0	1	4	5
06:00	0	0	0	2	1	3
06:15	0	0	0	3	1	4
06:30	0	0	0	6	6	12
06:45	0	0	0	5	10	15
Hour	0	0	0	16	18	34
07:00	2	0	2	3	3	6
07:15	1	0	1	7	6	13
07:30	0	1	1	14	10	24
07:45	0	0	0	17	12	29
Hour	3	1	4	41	31	72
08:00	0	3	3	36	20	56
08:15	0	2	2	35	38	73
08:30	0	0	0	27	34	61
08:45	0	3	3	24	24	48
Hour	0	8	8	122	116	238
09:00	0	0	0	23	17	40
09:15	1	0	1	18	10	28
09:30	0	0	0	18	5	23
09:45	0	0	0	12	5	17
Hour	1	0	1	71	37	108
10:00	0	0	0	12	10	22
10:15	0	0	0	5	6	11
10:30	1	0	1	9	2	11
10:45	0	0	0	8	1	9
Hour	1	0	1	34	19	53
11:00	0	1	1	10	5	15
11:15	0	0	0	27	4	31
11:30	1	0	1	7	8	15
11:45	0	0	0	9	10	19
Hour	1	1	2	53	27	80
Total	8	11	19	346	266	612

Site No. 2
Location R131(N) / R801 / R131(S)
Date 04 April 2017

Time	ARM C		Ped. Total
	Eastbound	Westbound	
00:00	0	2	2
00:15	0	0	0
00:30	0	0	0
00:45	0	0	0
Hour	0	2	2
01:00	0	2	2
01:15	0	3	3
01:30	0	0	0
01:45	0	0	0
Hour	0	5	5
02:00	0	0	0
02:15	0	0	0
02:30	0	0	0
02:45	0	0	0
Hour	0	0	0
03:00	0	0	0
03:15	0	0	0
03:30	0	0	0
03:45	0	0	0
Hour	0	0	0
04:00	0	0	0
04:15	0	0	0
04:30	0	0	0
04:45	0	0	0
Hour	0	0	0
05:00	0	0	0
05:15	0	0	0
05:30	0	0	0
05:45	0	0	0
Hour	0	0	0
06:00	0	0	0
06:15	0	0	0
06:30	0	0	0
06:45	0	1	1
Hour	0	1	1
07:00	0	0	0
07:15	0	0	0
07:30	0	0	0
07:45	1	1	2
Hour	1	1	2
08:00	1	8	9
08:15	0	14	14
08:30	1	8	9
08:45	0	3	3
Hour	2	33	35
09:00	0	0	0
09:15	0	0	0
09:30	0	1	1
09:45	0	0	0
Hour	0	1	1
10:00	0	0	0
10:15	0	0	0
10:30	0	0	0
10:45	0	0	0
Hour	0	0	0
11:00	0	0	0
11:15	0	0	0
11:30	0	0	0
11:45	0	0	0
Hour	0	0	0
Total	3	43	46

Site No. 2
Location R131(N) / R801 / R131(S)
Date 04 April 2017

Time	ARM A		Ped. Total	ARM B		Ped. Total
	Eastbound	Westbound		Northbound	Southbound	
12:00	0	0	0	6	5	11
12:15	0	0	0	10	9	19
12:30	0	0	0	13	8	21
12:45	2	0	2	9	14	23
Hour	0	0	2	38	36	74
13:00	0	0	0	9	10	19
13:15	1	0	1	15	12	27
13:30	0	0	0	16	4	20
13:45	0	6	6	16	8	24
Hour	0	0	7	56	34	90
14:00	0	0	0	9	8	17
14:15	0	2	2	15	10	25
14:30	1	1	2	5	3	8
14:45	0	0	0	7	3	10
Hour	0	0	4	36	24	60
15:00	1	3	4	5	4	9
15:15	0	0	0	4	2	6
15:30	2	0	2	3	1	4
15:45	0	0	0	8	4	12
Hour	0	0	6	20	11	31
16:00	0	0	0	16	8	24
16:15	1	0	1	12	4	16
16:30	4	0	4	4	13	17
16:45	0	0	0	8	17	25
Hour	0	0	5	40	42	82
17:00	2	1	3	16	11	27
17:15	0	0	0	36	14	50
17:30	0	2	2	40	16	56
17:45	2	0	2	28	34	62
Hour	0	0	7	120	75	195
18:00	2	0	2	22	15	37
18:15	0	2	2	23	22	45
18:30	0	1	1	18	20	38
18:45	0	1	1	19	21	40
Hour	0	0	6	82	78	160
19:00	0	1	1	21	31	52
19:15	0	0	0	13	10	23
19:30	0	1	1	21	13	34
19:45	2	1	3	9	13	22
Hour	0	0	5	64	67	131
20:00	1	1	2	12	22	34
20:15	0	0	0	15	10	25
20:30	0	0	0	12	16	28
20:45	0	2	2	12	5	17
Hour	0	0	4	51	53	104
21:00	0	1	1	10	12	22
21:15	0	0	0	7	3	10
21:30	0	0	0	7	9	16
21:45	0	1	1	4	5	9
Hour	0	0	2	28	29	57
22:00	1	0	1	4	7	11
22:15	0	0	0	4	7	11
22:30	0	0	0	0	5	5
22:45	0	0	0	2	12	14
Hour	0	0	1	10	31	41
23:00	0	0	0	6	11	17
23:15	0	0	0	2	3	5
23:30	0	0	0	0	4	4
23:45	0	0	0	3	1	4
Hour	0	0	0	11	19	30
Total	0	0	49	556	499	1055

Site No. 2
Location R131(N) / R801 / R131(S)
Date 04 April 2017

Time	ARM C		Ped. Total
	Eastbound	Westbound	
12:00	0	0	0
12:15	0	0	0
12:30	0	0	0
12:45	0	0	0
Hour	0	0	0
13:00	0	0	0
13:15	0	1	1
13:30	0	0	0
13:45	0	0	0
Hour	0	1	1
14:00	0	0	0
14:15	0	0	0
14:30	0	0	0
14:45	0	0	0
Hour	0	0	0
15:00	0	2	2
15:15	0	0	0
15:30	0	0	0
15:45	0	0	0
Hour	0	2	2
16:00	0	0	0
16:15	0	0	0
16:30	0	1	1
16:45	0	0	0
Hour	0	1	1
17:00	0	0	0
17:15	0	2	2
17:30	0	3	3
17:45	0	1	1
Hour	0	6	6
18:00	0	1	1
18:15	0	1	1
18:30	0	0	0
18:45	2	0	2
Hour	2	2	4
19:00	0	2	2
19:15	0	0	0
19:30	0	0	0
19:45	0	0	0
Hour	0	2	2
20:00	0	3	3
20:15	0	0	0
20:30	0	0	0
20:45	0	0	0
Hour	0	3	3
21:00	0	0	0
21:15	0	1	1
21:30	0	0	0
21:45	0	0	0
Hour	0	1	1
22:00	0	0	0
22:15	0	0	0
22:30	0	0	0
22:45	0	1	1
Hour	0	1	1
23:00	0	0	0
23:15	0	0	0
23:30	0	1	1
23:45	0	0	0
Hour	0	1	1
Total	2	20	22

Site No. 3
Location R131(NW) / Pigoen House Road / R131(SW) / South Bank Road / Sean Moore Road / Diner Access
Date 04 April 2017

Time	ARM A		Ped. Total	ARM B		Ped. Total
	North-eastbound	South-westbound		Northbound	Southbound	
00:00	0	0	0	0	0	0
00:15	0	0	0	0	0	0
00:30	0	0	0	0	0	0
00:45	0	0	0	0	0	0
Hour	0	0	0	0	0	0
01:00	0	0	0	0	0	0
01:15	0	0	0	0	1	1
01:30	0	0	0	0	0	0
01:45	0	0	0	0	0	0
Hour	0	0	0	0	1	1
02:00	0	0	0	0	2	2
02:15	0	0	0	0	0	0
02:30	0	0	0	0	0	0
02:45	0	0	0	0	0	0
Hour	0	0	0	0	2	2
03:00	0	0	0	0	0	0
03:15	0	0	0	0	0	0
03:30	0	0	0	0	0	0
03:45	0	0	0	0	0	0
Hour	0	0	0	0	0	0
04:00	0	0	0	0	0	0
04:15	0	0	0	0	0	0
04:30	0	0	0	0	0	0
04:45	0	0	0	0	0	0
Hour	0	0	0	0	0	0
05:00	0	0	0	0	0	0
05:15	0	0	0	0	0	0
05:30	0	0	0	0	0	0
05:45	0	0	0	0	0	0
Hour	0	0	0	0	0	0
06:00	0	0	0	0	0	0
06:15	0	0	0	0	0	0
06:30	0	0	0	0	2	2
06:45	0	0	0	0	1	1
Hour	0	0	0	0	3	3
07:00	0	0	0	0	1	1
07:15	0	0	0	0	1	1
07:30	2	0	2	1	0	1
07:45	0	0	0	0	0	0
Hour	2	0	2	1	2	3
08:00	0	0	0	0	0	0
08:15	0	0	0	0	1	1
08:30	0	0	0	0	0	0
08:45	0	0	0	0	0	0
Hour	0	0	0	0	1	1
09:00	0	0	0	0	0	0
09:15	0	0	0	0	0	0
09:30	0	0	0	0	0	0
09:45	0	1	1	0	0	0
Hour	0	1	1	0	0	0
10:00	0	0	0	1	0	1
10:15	0	0	0	1	0	1
10:30	0	0	0	0	0	0
10:45	0	0	0	0	0	0
Hour	0	0	0	2	0	2
11:00	0	0	0	0	0	0
11:15	1	1	2	1	1	2
11:30	0	0	0	0	0	0
11:45	1	0	1	2	2	4
Hour	2	1	3	3	3	6
Total	4	2	6	6	12	18

Site No. 3
Location R131(NW) / Pigoen House Road / R131(SW) / South Bank Road / Sean Moore Road / Diner Access
Date 04 April 2017

Time	ARM C		Ped. Total	ARM D		Ped. Total
	North-westbound	South-eastbound		North-eastbound	South-westbound	
00:00	0	0	0	0	0	0
00:15	0	0	0	0	0	0
00:30	0	0	0	0	0	0
00:45	0	0	0	0	0	0
Hour	0	0	0	0	0	0
01:00	0	0	0	0	0	0
01:15	0	0	0	0	0	0
01:30	0	0	0	0	0	0
01:45	0	0	0	0	0	0
Hour	0	0	0	0	0	0
02:00	0	0	0	0	0	0
02:15	0	3	3	0	0	0
02:30	0	0	0	0	0	0
02:45	0	0	0	0	0	0
Hour	0	3	3	0	0	0
03:00	0	0	0	0	0	0
03:15	0	0	0	0	0	0
03:30	0	0	0	0	0	0
03:45	0	0	0	0	0	0
Hour	0	0	0	0	0	0
04:00	0	0	0	0	0	0
04:15	0	0	0	0	0	0
04:30	0	0	0	0	0	0
04:45	0	0	0	0	0	0
Hour	0	0	0	0	0	0
05:00	0	0	0	1	0	1
05:15	0	0	0	0	0	0
05:30	0	0	0	0	0	0
05:45	0	0	0	0	0	0
Hour	0	0	0	1	0	1
06:00	0	0	0	0	0	0
06:15	0	0	0	0	0	0
06:30	0	0	0	0	0	0
06:45	0	0	0	0	0	0
Hour	0	0	0	0	0	0
07:00	0	0	0	0	0	0
07:15	0	0	0	0	0	0
07:30	0	2	2	0	0	0
07:45	0	0	0	0	1	1
Hour	0	2	2	0	1	1
08:00	0	0	0	0	0	0
08:15	0	0	0	0	0	0
08:30	0	1	1	0	0	0
08:45	0	0	0	0	0	0
Hour	0	1	1	0	0	0
09:00	0	0	0	1	0	1
09:15	0	0	0	0	0	0
09:30	0	0	0	0	1	1
09:45	0	0	0	0	0	0
Hour	0	0	0	1	1	2
10:00	0	0	0	0	0	0
10:15	0	0	0	0	0	0
10:30	0	0	0	0	0	0
10:45	0	0	0	0	0	0
Hour	0	0	0	0	0	0
11:00	0	0	0	0	0	0
11:15	0	0	0	0	0	0
11:30	0	0	0	0	0	0
11:45	0	0	0	0	0	0
Hour	0	0	0	0	0	0
Total	0	6	6	2	2	4

Site No. 3
Location R131(NW) / Pigoen House Road / R131(SW) / South Bank Road / Sean Moore Road / Diner Access
Date 04 April 2017

Time	ARM E		Ped. Total	ARM F		Ped. Total
	Northbound	Southbound		North-westbound	South-eastbound	
00:00	0	0	0	0	0	0
00:15	0	0	0	0	0	0
00:30	0	0	0	0	0	0
00:45	0	0	0	0	0	0
Hour	0	0	0	0	0	0
01:00	0	0	0	0	0	0
01:15	0	0	0	0	0	0
01:30	0	0	0	0	0	0
01:45	0	0	0	0	0	0
Hour	0	0	0	0	0	0
02:00	0	0	0	0	0	0
02:15	0	0	0	0	0	0
02:30	0	0	0	0	0	0
02:45	0	0	0	0	0	0
Hour	0	0	0	0	0	0
03:00	0	0	0	0	0	0
03:15	0	0	0	0	0	0
03:30	0	0	0	0	0	0
03:45	0	0	0	0	0	0
Hour	0	0	0	0	0	0
04:00	0	0	0	0	0	0
04:15	0	0	0	0	0	0
04:30	0	0	0	0	0	0
04:45	0	0	0	0	0	0
Hour	0	0	0	0	0	0
05:00	0	0	0	0	0	0
05:15	0	0	0	0	0	0
05:30	0	0	0	1	0	1
05:45	0	0	0	0	0	0
Hour	0	0	0	1	0	1
06:00	0	0	0	0	0	0
06:15	0	0	0	0	0	0
06:30	0	0	0	0	0	0
06:45	0	1	1	0	0	0
Hour	0	1	1	0	0	0
07:00	0	0	0	0	0	0
07:15	0	3	3	0	1	1
07:30	0	1	1	0	1	1
07:45	0	0	0	0	0	0
Hour	0	4	4	0	2	2
08:00	0	1	1	0	0	0
08:15	0	0	0	0	0	0
08:30	0	0	0	0	0	0
08:45	1	0	1	1	0	1
Hour	1	1	2	1	0	1
09:00	0	0	0	0	0	0
09:15	0	0	0	0	0	0
09:30	0	0	0	0	0	0
09:45	0	0	0	1	0	1
Hour	0	0	0	1	0	1
10:00	0	0	0	0	0	0
10:15	0	0	0	0	0	0
10:30	0	0	0	0	0	0
10:45	0	0	0	0	0	0
Hour	0	0	0	0	0	0
11:00	0	0	0	0	0	0
11:15	0	0	0	0	0	0
11:30	0	0	0	0	0	0
11:45	0	0	0	0	1	1
Hour	0	0	0	0	1	1
Total	1	6	7	3	3	6

Site No. 3
Location R131(NW) / Pigoen House Road / R131(SW) / South Bank Road / Sean Moore Road / Diner Access
Date 04 April 2017

Time	ARM A		Ped. Total	ARM B		Ped. Total
	North-eastbound	South-westbound		Northbound	Southbound	
12:00	0	0	0	2	0	2
12:15	0	0	0	0	0	0
12:30	0	0	0	0	0	0
12:45	0	1	1	1	0	1
Hour	0	1	1	3	0	3
13:00	0	0	0	0	0	0
13:15	0	0	0	0	0	0
13:30	0	0	0	0	0	0
13:45	0	0	0	0	0	0
Hour	0	0	0	0	0	0
14:00	0	0	0	0	0	0
14:15	0	0	0	0	0	0
14:30	0	0	0	0	0	0
14:45	0	0	0	0	1	1
Hour	0	0	0	0	1	1
15:00	1	0	1	0	0	0
15:15	0	2	2	0	0	0
15:30	0	0	0	0	0	0
15:45	0	0	0	2	1	3
Hour	1	2	3	2	1	3
16:00	1	1	2	1	0	1
16:15	0	0	0	0	0	0
16:30	0	0	0	0	0	0
16:45	0	0	0	0	0	0
Hour	1	1	2	1	0	1
17:00	0	0	0	0	0	0
17:15	2	3	5	0	0	0
17:30	0	0	0	1	1	2
17:45	0	0	0	2	0	2
Hour	2	3	5	3	1	4
18:00	0	0	0	0	1	1
18:15	2	2	4	2	1	3
18:30	0	2	2	0	1	1
18:45	0	2	2	1	0	1
Hour	2	6	8	3	3	6
19:00	2	0	2	2	0	2
19:15	1	2	3	1	3	4
19:30	2	1	3	2	1	3
19:45	0	0	0	0	0	0
Hour	5	3	8	5	4	9
20:00	0	1	1	0	0	0
20:15	2	0	2	0	0	0
20:30	1	2	3	0	0	0
20:45	0	0	0	0	2	2
Hour	3	3	6	0	2	2
21:00	0	0	0	0	0	0
21:15	0	0	0	0	1	1
21:30	0	0	0	1	0	1
21:45	0	0	0	0	0	0
Hour	0	0	0	1	1	2
22:00	0	0	0	0	0	0
22:15	0	0	0	0	0	0
22:30	0	0	0	0	0	0
22:45	0	0	0	0	0	0
Hour	0	0	0	0	0	0
23:00	0	0	0	0	0	0
23:15	0	0	0	0	0	0
23:30	0	0	0	0	0	0
23:45	0	0	0	0	0	0
Hour	0	0	0	0	0	0
Total	14	19	33	18	13	31

Site No. 3
Location R131(NW) / Pigoen House Road / R131(SW) / South Bank Road / Sean Moore Road / Diner Access
Date 04 April 2017

Time	ARM C		Ped. Total	ARM D		Ped. Total
	North-westbound	South-eastbound		North-eastbound	South-westbound	
12:00	0	1	1	0	0	0
12:15	0	0	0	0	0	0
12:30	2	0	2	0	0	0
12:45	0	3	3	1	0	1
Hour	2	4	6	1	0	1
13:00	0	2	2	0	0	0
13:15	0	1	1	0	0	0
13:30	1	0	1	1	0	1
13:45	0	0	0	0	2	2
Hour	1	3	4	1	2	3
14:00	0	0	0	0	0	0
14:15	1	0	1	0	0	0
14:30	0	0	0	0	0	0
14:45	0	0	0	0	0	0
Hour	1	0	1	0	0	0
15:00	2	0	2	1	0	1
15:15	0	0	0	0	0	0
15:30	0	0	0	0	0	0
15:45	1	1	2	0	0	0
Hour	3	1	4	1	0	1
16:00	1	0	1	0	0	0
16:15	0	1	1	0	0	0
16:30	0	0	0	0	0	0
16:45	0	0	0	0	0	0
Hour	1	1	2	0	0	0
17:00	0	0	0	0	0	0
17:15	0	0	0	0	0	0
17:30	3	0	3	1	0	1
17:45	2	0	2	0	0	0
Hour	5	0	5	1	0	1
18:00	1	3	4	0	0	0
18:15	3	0	3	0	0	0
18:30	4	0	4	0	0	0
18:45	0	1	1	1	1	2
Hour	8	4	12	1	1	2
19:00	0	0	0	0	1	1
19:15	1	1	2	0	0	0
19:30	0	1	1	0	0	0
19:45	0	2	2	0	0	0
Hour	1	4	5	0	1	1
20:00	0	0	0	0	0	0
20:15	0	0	0	0	0	0
20:30	0	0	0	0	0	0
20:45	0	0	0	0	0	0
Hour	0	0	0	0	0	0
21:00	0	0	0	0	0	0
21:15	0	0	0	0	0	0
21:30	0	1	1	0	0	0
21:45	0	0	0	0	0	0
Hour	0	1	1	0	0	0
22:00	0	0	0	0	0	0
22:15	0	0	0	0	0	0
22:30	0	0	0	0	2	2
22:45	0	0	0	0	0	0
Hour	0	0	0	0	2	2
23:00	0	0	0	0	0	0
23:15	0	0	0	0	0	0
23:30	0	0	0	0	0	0
23:45	0	0	0	0	0	0
Hour	0	0	0	0	0	0
Total	22	18	40	5	6	11

Site No. 3
Location R131(NW) / Pigoen House Road / R131(SW) / South Bank Road / Sean Moore Road / Diner Access
Date 04 April 2017

Time	ARM E		Ped. Total	ARM F		Ped. Total
	Northbound	Southbound		North-westbound	South-eastbound	
12:00	0	0	0	0	0	0
12:15	3	0	3	0	0	0
12:30	0	0	0	0	0	0
12:45	0	3	3	0	0	0
Hour	3	3	6	0	0	0
13:00	0	2	2	0	0	0
13:15	0	0	0	0	0	0
13:30	0	0	0	0	0	0
13:45	0	14	14	0	0	0
Hour	0	16	16	0	0	0
14:00	0	0	0	0	0	0
14:15	0	0	0	0	0	0
14:30	0	0	0	0	0	0
14:45	0	0	0	0	0	0
Hour	0	0	0	0	0	0
15:00	0	0	0	0	0	0
15:15	2	2	4	0	0	0
15:30	0	0	0	0	0	0
15:45	0	0	0	1	1	2
Hour	2	2	4	1	1	2
16:00	1	1	2	0	1	1
16:15	0	0	0	0	0	0
16:30	0	0	0	0	0	0
16:45	11	0	11	0	0	0
Hour	12	1	13	0	1	1
17:00	4	0	4	0	0	0
17:15	2	4	6	0	0	0
17:30	0	1	1	0	0	0
17:45	0	0	0	0	0	0
Hour	6	5	11	0	0	0
18:00	0	0	0	0	0	0
18:15	1	0	1	1	0	1
18:30	2	0	2	0	0	0
18:45	1	0	1	1	0	1
Hour	4	0	4	2	0	2
19:00	0	0	0	0	0	0
19:15	0	0	0	0	0	0
19:30	1	0	1	1	0	1
19:45	0	0	0	0	0	0
Hour	1	0	1	1	0	1
20:00	1	0	1	0	0	0
20:15	0	0	0	0	0	0
20:30	0	0	0	0	0	0
20:45	0	0	0	0	0	0
Hour	1	0	1	0	0	0
21:00	0	0	0	0	0	0
21:15	0	0	0	0	0	0
21:30	0	0	0	0	0	0
21:45	0	0	0	0	0	0
Hour	0	0	0	0	0	0
22:00	0	0	0	0	0	0
22:15	0	0	0	0	0	0
22:30	0	0	0	0	0	0
22:45	0	0	0	0	0	0
Hour	0	0	0	0	0	0
23:00	0	0	0	0	0	0
23:15	0	0	0	0	0	0
23:30	0	0	0	0	0	0
23:45	0	0	0	0	0	0
Hour	0	0	0	0	0	0
Total	29	27	56	4	2	6

Site No. 4
Location Sean Moore Road / Beach Road(N) / Cranfield Place / Beach Road(S)
Date 04 April 2017

Time	ARM A		Ped. Total	ARM B		Ped. Total
	North-westbound	South-eastbound		North-eastbound	South-westbound	
00:00	0	1	1	0	0	0
00:15	0	0	0	0	0	0
00:30	0	0	0	0	0	0
00:45	0	1	1	0	0	0
Hour	0	2	2	0	0	0
01:00	0	0	0	0	0	0
01:15	0	0	0	0	0	0
01:30	0	0	0	0	0	0
01:45	0	0	0	0	0	0
Hour	0	0	0	0	0	0
02:00	0	0	0	0	0	0
02:15	0	0	0	0	0	0
02:30	0	0	0	0	0	0
02:45	0	0	0	0	0	0
Hour	0	0	0	0	0	0
03:00	0	0	0	0	0	0
03:15	0	0	0	0	0	0
03:30	0	0	0	0	0	0
03:45	0	0	0	0	0	0
Hour	0	0	0	0	0	0
04:00	0	0	0	0	0	0
04:15	0	0	0	0	0	0
04:30	0	0	0	0	0	0
04:45	0	0	0	0	0	0
Hour	0	0	0	0	0	0
05:00	0	0	0	0	0	0
05:15	0	0	0	0	0	0
05:30	0	0	0	0	0	0
05:45	0	1	1	0	0	0
Hour	0	1	1	0	0	0
06:00	0	0	0	0	0	0
06:15	0	0	0	0	0	0
06:30	2	5	7	0	0	0
06:45	2	3	5	0	0	0
Hour	4	8	12	0	0	0
07:00	2	7	9	0	0	0
07:15	4	2	6	0	0	0
07:30	2	3	5	0	2	2
07:45	1	3	4	0	0	0
Hour	9	15	24	0	2	2
08:00	3	0	3	0	0	0
08:15	4	3	7	1	0	1
08:30	6	4	10	0	0	0
08:45	3	2	5	0	0	0
Hour	16	9	25	1	0	1
09:00	1	7	8	0	0	0
09:15	3	10	13	0	1	1
09:30	6	8	14	0	0	0
09:45	5	1	6	0	1	1
Hour	15	26	41	0	2	2
10:00	10	8	18	0	1	1
10:15	3	2	5	0	0	0
10:30	4	3	7	0	0	0
10:45	1	4	5	0	0	0
Hour	18	17	35	0	1	1
11:00	2	2	4	1	0	1
11:15	4	1	5	0	0	0
11:30	0	9	9	1	0	1
11:45	4	9	13	0	0	0
Hour	10	21	31	2	0	2
Total	72	99	171	3	5	8

Site No. 4
Location Sean Moore Road / Beach Road(N) / Cranfield Place / Beach Road(S)
Date 04 April 2017

Time	ARM C		Ped. Total	ARM D		Ped. Total
	North-westbound	South-eastbound		North-eastbound	South-westbound	
00:00	0	0	0	0	0	0
00:15	0	0	0	0	0	0
00:30	0	0	0	0	0	0
00:45	0	0	0	0	0	0
Hour	0	0	0	0	0	0
01:00	0	0	0	0	1	1
01:15	0	0	0	0	0	0
01:30	0	0	0	0	0	0
01:45	0	0	0	0	0	0
Hour	0	0	0	0	1	1
02:00	0	0	0	0	0	0
02:15	0	0	0	0	0	0
02:30	0	0	0	0	0	0
02:45	0	0	0	0	0	0
Hour	0	0	0	0	0	0
03:00	0	0	0	0	0	0
03:15	0	0	0	0	0	0
03:30	0	0	0	0	0	0
03:45	0	0	0	0	0	0
Hour	0	0	0	0	0	0
04:00	1	0	1	0	0	0
04:15	0	0	0	0	0	0
04:30	0	0	0	0	0	0
04:45	0	0	0	0	0	0
Hour	1	0	1	0	0	0
05:00	0	0	0	0	0	0
05:15	0	0	0	0	0	0
05:30	0	0	0	0	0	0
05:45	0	0	0	0	0	0
Hour	0	0	0	0	0	0
06:00	1	0	1	0	0	0
06:15	0	4	4	0	0	0
06:30	2	0	2	2	1	3
06:45	1	1	2	2	1	3
Hour	4	5	9	4	2	6
07:00	3	5	8	4	2	6
07:15	4	3	7	1	7	8
07:30	1	1	2	1	7	8
07:45	2	2	4	3	0	3
Hour	10	11	21	9	16	25
08:00	3	0	3	2	4	6
08:15	3	3	6	1	6	7
08:30	1	1	2	2	13	15
08:45	2	1	3	3	5	8
Hour	9	5	14	8	28	36
09:00	2	1	3	2	4	6
09:15	2	2	4	7	4	11
09:30	0	0	0	2	6	8
09:45	1	0	1	3	1	4
Hour	5	3	8	14	15	29
10:00	0	2	2	0	6	6
10:15	0	0	0	2	3	5
10:30	0	0	0	56	2	58
10:45	13	1	14	31	3	34
Hour	13	3	16	89	14	103
11:00	0	0	0	4	0	4
11:15	2	0	2	0	2	2
11:30	1	0	1	2	1	3
11:45	0	1	1	2	1	3
Hour	3	1	4	8	4	12
Total	45	28	73	132	80	212

Site No. 4
Location Sean Moore Road / Beach Road(N) / Cranfield Place / Beach Road(S)
Date 04 April 2017

Time	ARM A		Ped. Total	ARM B		Ped. Total
	North-westbound	South-eastbound		North-eastbound	South-westbound	
12:00	7	5	12	0	0	0
12:15	5	7	12	0	1	1
12:30	3	18	21	0	0	0
12:45	14	29	43	2	1	3
Hour	29	59	88	2	2	4
13:00	14	26	40	3	2	5
13:15	15	5	20	0	0	0
13:30	25	5	30	0	1	1
13:45	8	4	12	0	2	2
Hour	62	40	102	3	5	8
14:00	2	2	4	0	1	1
14:15	0	3	3	0	0	0
14:30	4	6	10	0	0	0
14:45	7	3	10	0	0	0
Hour	13	14	27	0	1	1
15:00	2	4	6	2	0	2
15:15	2	1	3	0	0	0
15:30	0	2	2	0	0	0
15:45	4	3	7	0	0	0
Hour	8	10	18	2	0	2
16:00	0	1	1	2	0	2
16:15	2	6	8	0	0	0
16:30	3	4	7	0	0	0
16:45	0	1	1	0	0	0
Hour	5	12	17	2	0	2
17:00	2	7	9	0	0	0
17:15	2	2	4	0	0	0
17:30	4	12	16	1	1	2
17:45	8	15	23	0	0	0
Hour	16	36	52	1	1	2
18:00	9	16	25	1	0	1
18:15	12	18	30	0	0	0
18:30	15	24	39	0	0	0
18:45	18	7	25	0	0	0
Hour	54	65	119	1	0	1
19:00	18	21	39	0	0	0
19:15	24	24	48	0	0	0
19:30	10	23	33	0	0	0
19:45	20	6	26	2	1	3
Hour	72	74	146	2	1	3
20:00	15	10	25	0	0	0
20:15	6	14	20	0	2	2
20:30	14	8	22	0	0	0
20:45	13	5	18	0	1	1
Hour	48	37	85	0	3	3
21:00	6	6	12	2	1	3
21:15	7	2	9	0	0	0
21:30	2	9	11	0	0	0
21:45	4	0	4	0	0	0
Hour	19	17	36	2	1	3
22:00	4	3	7	0	0	0
22:15	2	1	3	0	0	0
22:30	1	0	1	0	0	0
22:45	1	0	1	0	0	0
Hour	8	4	12	0	0	0
23:00	2	0	2	0	0	0
23:15	0	1	1	0	0	0
23:30	0	0	0	0	0	0
23:45	0	0	0	0	0	0
Hour	2	1	3	0	0	0
Total	336	369	705	15	14	29

Site No. 4
Location Sean Moore Road / Beach Road(N) / Cranfield Place / Beach Road(S)
Date 04 April 2017

Time	ARM C		Ped. Total	ARM D		Ped. Total
	North-westbound	South-eastbound		North-eastbound	South-westbound	
12:00	2	3	5	4	1	5
12:15	3	0	3	4	3	7
12:30	1	0	1	9	4	13
12:45	6	1	7	7	10	17
Hour	12	4	16	24	18	42
13:00	4	3	7	6	87	93
13:15	11	2	13	6	7	13
13:30	2	4	6	6	14	20
13:45	0	1	1	2	4	6
Hour	17	10	27	20	112	132
14:00	6	1	7	2	8	10
14:15	3	0	3	6	2	8
14:30	2	1	3	3	2	5
14:45	0	1	1	1	1	2
Hour	11	3	14	12	13	25
15:00	1	1	2	1	1	2
15:15	4	0	4	3	1	4
15:30	3	0	3	5	4	9
15:45	4	2	6	9	0	9
Hour	12	3	15	18	6	24
16:00	1	0	1	2	7	9
16:15	3	0	3	7	2	9
16:30	2	1	3	5	4	9
16:45	0	1	1	4	5	9
Hour	6	2	8	18	18	36
17:00	0	0	0	9	1	10
17:15	1	4	5	2	4	6
17:30	2	1	3	3	5	8
17:45	0	1	1	6	5	11
Hour	3	6	9	20	15	35
18:00	4	3	7	4	5	9
18:15	0	3	3	6	7	13
18:30	2	3	5	4	2	6
18:45	5	6	11	8	5	13
Hour	11	15	26	22	19	41
19:00	4	3	7	12	8	20
19:15	3	2	5	3	8	11
19:30	1	4	5	12	2	14
19:45	3	3	6	9	4	13
Hour	11	12	23	36	22	58
20:00	4	5	9	6	9	15
20:15	5	0	5	3	8	11
20:30	4	2	6	6	5	11
20:45	0	3	3	0	3	3
Hour	13	10	23	15	25	40
21:00	2	1	3	2	1	3
21:15	1	0	1	1	0	1
21:30	0	2	2	0	5	5
21:45	1	1	2	2	0	2
Hour	4	4	8	5	6	11
22:00	4	1	5	0	3	3
22:15	1	0	1	0	1	1
22:30	0	0	0	0	0	0
22:45	0	0	0	1	0	1
Hour	5	1	6	1	4	5
23:00	0	0	0	0	0	0
23:15	0	0	0	0	0	0
23:30	0	0	0	0	0	0
23:45	0	0	0	0	0	0
Hour	0	0	0	0	0	0
Total	105	70	175	191	258	449

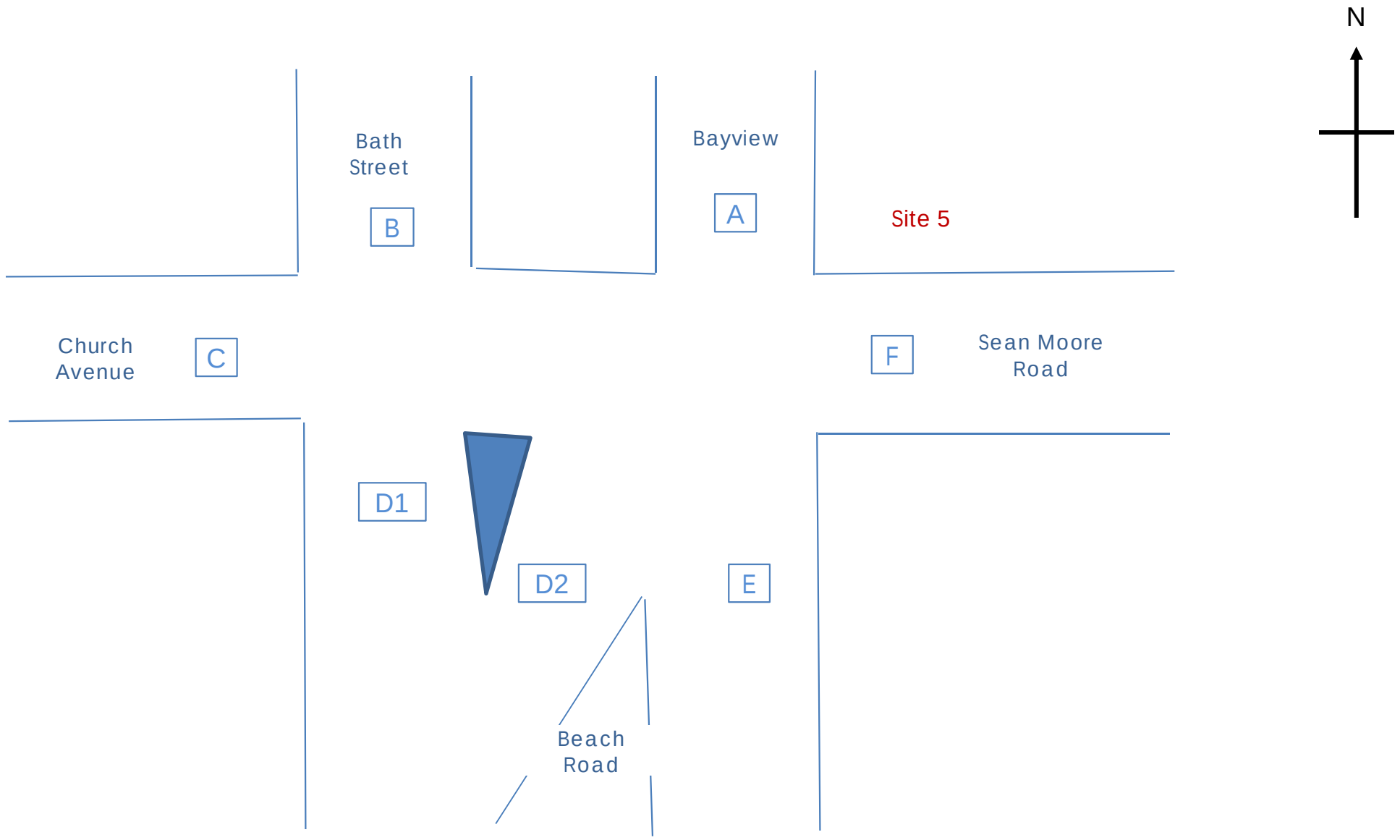

NDC NATIONWIDE DATA COLLECTION	Sites / Location:	5 / Ringsend	Project No:	7352	Drawing No:	7352-02	Drawn By:	AC
	Survey Date:	Tuesday 4th April 2017	Project Name:	RINGSEND				
	Survey Times:	00:00 to 00(24):00	Drawing Title:	Site Layout and Observed Movements				

Site No. 5
Location Bayview / Bath Street / Church Avenue / Beach Road(1) / Beach Road(2) / Sean Moore Road
Date 04 April 2017

Time	ARM A		Ped. Total	ARM B		Ped. Total
	Eastbound	Westbound		Eastbound	Westbound	
00:00	0	0	0	0	0	0
00:15	0	1	1	0	1	1
00:30	0	0	0	0	1	1
00:45	0	0	0	0	0	0
Hour	0	1	1	0	2	2
01:00	0	0	0	0	0	0
01:15	0	0	0	0	0	0
01:30	0	0	0	0	0	0
01:45	0	0	0	0	0	0
Hour	0	0	0	0	0	0
02:00	0	0	0	0	0	0
02:15	0	0	0	0	0	0
02:30	0	0	0	0	0	0
02:45	0	0	0	0	0	0
Hour	0	0	0	0	0	0
03:00	0	0	0	0	0	0
03:15	0	0	0	0	0	0
03:30	0	0	0	0	0	0
03:45	0	0	0	0	0	0
Hour	0	0	0	0	0	0
04:00	0	0	0	0	0	0
04:15	0	0	0	0	0	0
04:30	0	0	0	0	0	0
04:45	0	0	0	0	0	0
Hour	0	0	0	0	0	0
05:00	0	0	0	0	0	0
05:15	0	0	0	0	0	0
05:30	0	0	0	0	0	0
05:45	0	0	0	0	0	0
Hour	0	0	0	0	0	0
06:00	0	0	0	0	0	0
06:15	0	0	0	0	0	0
06:30	0	0	0	0	0	0
06:45	0	0	0	1	0	1
Hour	0	0	0	1	0	1
07:00	0	3	3	0	5	5
07:15	2	4	6	2	2	4
07:30	0	0	0	2	5	7
07:45	1	2	3	1	4	5
Hour	3	9	12	5	16	21
08:00	4	10	14	2	7	9
08:15	1	6	7	5	16	21
08:30	3	2	5	6	13	19
08:45	2	3	5	4	3	7
Hour	10	21	31	17	39	56
09:00	0	0	0	1	4	5
09:15	1	3	4	2	2	4
09:30	0	3	3	1	5	6
09:45	1	3	4	3	4	7
Hour	2	9	11	7	15	22
10:00	0	0	0	4	2	6
10:15	1	2	3	1	2	3
10:30	35	2	37	2	1	3
10:45	19	1	20	1	1	2
Hour	55	5	60	8	6	14
11:00	0	0	0	1	4	5
11:15	1	1	2	3	1	4
11:30	2	1	3	3	4	7
11:45	0	3	3	0	6	6
Hour	3	5	8	7	15	22
Total	73	50	123	45	93	138

Site No. 5
Location Bayview / Bath Street / Church Avenue / Beach Road(1) / Beach Road(2) / Sean Moore Road
Date 04 April 2017

Time	ARM C		Ped. Total	ARM D1		Ped. Total
	Northbound	Southbound		Eastbound	Westbound	
00:00	0	0	0	0	0	0
00:15	0	0	0	0	0	0
00:30	0	0	0	0	0	0
00:45	0	0	0	0	0	0
Hour	0	0	0	0	0	0
01:00	1	0	1	0	0	0
01:15	0	0	0	0	0	0
01:30	0	0	0	0	0	0
01:45	0	0	0	0	0	0
Hour	1	0	1	0	0	0
02:00	0	0	0	0	0	0
02:15	0	0	0	0	0	0
02:30	0	0	0	0	0	0
02:45	0	0	0	0	0	0
Hour	0	0	0	0	0	0
03:00	0	0	0	0	0	0
03:15	0	0	0	0	0	0
03:30	0	0	0	0	0	0
03:45	0	0	0	0	0	0
Hour	0	0	0	0	0	0
04:00	0	0	0	0	0	0
04:15	1	0	1	0	0	0
04:30	0	0	0	0	0	0
04:45	0	0	0	0	0	0
Hour	1	0	1	0	0	0
05:00	0	0	0	0	0	0
05:15	0	0	0	0	0	0
05:30	0	0	0	0	0	0
05:45	0	0	0	0	0	0
Hour	0	0	0	0	0	0
06:00	1	0	1	0	0	0
06:15	0	1	1	0	0	0
06:30	1	0	1	2	0	2
06:45	3	0	3	4	0	4
Hour	5	1	6	6	0	6
07:00	1	1	2	0	0	0
07:15	3	1	4	0	3	3
07:30	5	5	10	0	1	1
07:45	3	4	7	0	1	1
Hour	12	11	23	0	5	5
08:00	5	3	8	1	1	2
08:15	8	18	26	1	2	3
08:30	10	10	20	0	2	2
08:45	15	11	26	2	2	4
Hour	38	42	80	4	7	11
09:00	9	5	14	0	0	0
09:15	5	2	7	0	1	1
09:30	1	0	1	1	0	1
09:45	1	2	3	0	0	0
Hour	16	9	25	1	1	2
10:00	3	2	5	3	2	5
10:15	2	1	3	1	1	2
10:30	4	1	5	4	0	4
10:45	1	0	1	0	0	0
Hour	10	4	14	8	3	11
11:00	0	1	1	0	0	0
11:15	2	1	3	0	1	1
11:30	2	3	5	1	0	1
11:45	1	4	5	0	0	0
Hour	5	9	14	1	1	2
Total	88	76	164	20	17	37

Site No. 5
Location Bayview / Bath Street / Church Avenue / Beach Road(1) / Beach Road(2) / Sean Moore Road
Date 04 April 2017

Time	ARM D2		Ped. Total	ARM E		Ped. Total
	Eastbound	Westbound		Eastbound	Westbound	
00:00	0	0	0	0	0	0
00:15	0	0	0	0	0	0
00:30	0	0	0	0	0	0
00:45	0	0	0	0	0	0
Hour	0	0	0	0	0	0
01:00	0	0	0	0	0	0
01:15	0	0	0	0	0	0
01:30	0	0	0	0	0	0
01:45	0	0	0	0	0	0
Hour	0	0	0	0	0	0
02:00	0	0	0	0	0	0
02:15	0	0	0	0	0	0
02:30	0	0	0	0	0	0
02:45	0	0	0	0	0	0
Hour	0	0	0	0	0	0
03:00	0	0	0	0	0	0
03:15	0	0	0	0	0	0
03:30	0	0	0	0	0	0
03:45	0	0	0	0	0	0
Hour	0	0	0	0	0	0
04:00	0	0	0	0	0	0
04:15	1	0	1	0	0	0
04:30	0	0	0	0	0	0
04:45	0	0	0	0	0	0
Hour	1	0	1	0	0	0
05:00	0	0	0	0	0	0
05:15	0	0	0	0	0	0
05:30	0	0	0	0	0	0
05:45	0	0	0	0	0	0
Hour	0	0	0	0	0	0
06:00	0	0	0	0	0	0
06:15	0	0	0	0	0	0
06:30	0	0	0	0	0	0
06:45	0	0	0	0	0	0
Hour	0	0	0	0	0	0
07:00	0	0	0	1	0	1
07:15	3	2	5	0	0	0
07:30	1	2	3	1	0	1
07:45	0	1	1	0	0	0
Hour	4	5	9	2	0	2
08:00	0	0	0	0	0	0
08:15	0	0	0	0	0	0
08:30	0	1	1	0	0	0
08:45	0	1	1	1	1	2
Hour	0	2	2	1	1	2
09:00	0	0	0	2	0	2
09:15	3	0	3	3	0	3
09:30	1	0	1	4	0	4
09:45	0	0	0	0	0	0
Hour	4	0	4	9	0	9
10:00	1	1	2	4	1	5
10:15	0	0	0	0	0	0
10:30	1	0	1	1	0	1
10:45	0	0	0	0	1	1
Hour	2	1	3	5	2	7
11:00	0	1	1	0	0	0
11:15	0	0	0	0	0	0
11:30	1	0	1	1	0	1
11:45	0	0	0	1	0	1
Hour	1	1	2	2	0	2
Total	12	9	21	19	3	22

Site No. 5
Location Bayview / Bath Street / Church Avenue / Beach Road(1) / Beach Road(2) / Sean Moore Road
Date 04 April 2017

Time	ARM F		Ped. Total
	Northbound	Southbound	
00:00	0	0	0
00:15	0	0	0
00:30	0	0	0
00:45	0	0	0
Hour	0	0	0
01:00	0	0	0
01:15	0	0	0
01:30	0	0	0
01:45	0	0	0
Hour	0	0	0
02:00	0	0	0
02:15	0	0	0
02:30	0	0	0
02:45	0	0	0
Hour	0	0	0
03:00	0	0	0
03:15	0	0	0
03:30	0	0	0
03:45	0	0	0
Hour	0	0	0
04:00	0	0	0
04:15	0	0	0
04:30	0	0	0
04:45	0	0	0
Hour	0	0	0
05:00	0	0	0
05:15	0	0	0
05:30	0	0	0
05:45	0	1	1
Hour	0	1	1
06:00	0	0	0
06:15	1	0	1
06:30	0	3	3
06:45	1	3	4
Hour	2	6	8
07:00	2	3	5
07:15	4	2	6
07:30	4	3	7
07:45	4	5	9
Hour	14	13	27
08:00	6	0	6
08:15	9	5	14
08:30	3	4	7
08:45	4	4	8
Hour	22	13	35
09:00	4	6	10
09:15	3	8	11
09:30	5	3	8
09:45	4	0	4
Hour	16	17	33
10:00	7	4	11
10:15	3	2	5
10:30	1	3	4
10:45	1	3	4
Hour	12	12	24
11:00	1	0	1
11:15	4	0	4
11:30	0	7	7
11:45	4	4	8
Hour	9	11	20
Total	75	73	148

Site No. 5
Location Bayview / Bath Street / Church Avenue / Beach Road(1) / Beach Road(2) / Sean Moore Road
Date 04 April 2017

Time	ARM A		Ped. Total	ARM B		Ped. Total
	Eastbound	Westbound		Eastbound	Westbound	
12:00	2	1	3	3	2	5
12:15	0	0	0	4	0	4
12:30	2	2	4	3	1	4
12:45	2	6	8	9	8	17
Hour	6	9	15	19	11	30
13:00	3	21	24	3	41	44
13:15	0	2	2	0	2	2
13:30	5	3	8	6	3	9
13:45	3	3	6	5	5	10
Hour	11	29	40	14	51	65
14:00	2	2	4	5	5	10
14:15	1	0	1	7	4	11
14:30	4	0	4	2	4	6
14:45	2	2	4	4	3	7
Hour	9	4	13	18	16	34
15:00	4	0	4	4	3	7
15:15	0	0	0	1	1	2
15:30	1	0	1	3	3	6
15:45	0	0	0	5	3	8
Hour	5	0	5	13	10	23
16:00	0	1	1	1	2	3
16:15	3	6	9	5	5	10
16:30	2	0	2	5	0	5
16:45	2	1	3	1	4	5
Hour	7	8	15	12	11	23
17:00	1	0	1	3	6	9
17:15	2	0	2	5	1	6
17:30	6	6	12	8	9	17
17:45	1	2	3	7	3	10
Hour	10	8	18	23	19	42
18:00	7	3	10	9	5	14
18:15	3	4	7	3	6	9
18:30	6	1	7	13	5	18
18:45	4	5	9	9	4	13
Hour	20	13	33	34	20	54
19:00	1	5	6	4	4	8
19:15	5	6	11	4	8	12
19:30	5	1	6	3	5	8
19:45	5	3	8	5	10	15
Hour	16	15	31	16	27	43
20:00	3	4	7	2	10	12
20:15	3	0	3	4	6	10
20:30	2	0	2	4	3	7
20:45	0	7	7	1	6	7
Hour	8	11	19	11	25	36
21:00	0	2	2	1	3	4
21:15	2	1	3	1	2	3
21:30	0	3	3	1	1	2
21:45	0	4	4	1	1	2
Hour	2	10	12	4	7	11
22:00	1	1	2	4	3	7
22:15	0	0	0	1	0	1
22:30	1	1	2	1	1	2
22:45	0	0	0	0	0	0
Hour	2	2	4	6	4	10
23:00	2	0	2	1	1	2
23:15	0	0	0	1	0	1
23:30	0	0	0	2	0	2
23:45	0	2	2	0	2	2
Hour	2	2	4	4	3	7
Total	98	111	209	174	204	378

Site No. 5
Location Bayview / Bath Street / Church Avenue / Beach Road(1) / Beach Road(2) / Sean Moore Road
Date 04 April 2017

Time	ARM C		Ped. Total	ARM D1		Ped. Total
	Northbound	Southbound		Eastbound	Westbound	
12:00	5	4	9	1	0	1
12:15	1	4	5	0	0	0
12:30	3	6	9	6	0	6
12:45	12	3	15	9	0	9
Hour	21	17	38	16	0	16
13:00	6	44	50	8	15	23
13:15	3	3	6	2	2	4
13:30	9	2	11	10	4	14
13:45	4	3	7	1	1	2
Hour	22	52	74	21	22	43
14:00	3	2	5	0	1	1
14:15	9	5	14	1	0	1
14:30	10	5	15	1	0	1
14:45	1	3	4	0	0	0
Hour	23	15	38	2	1	3
15:00	1	0	1	0	0	0
15:15	0	0	0	0	0	0
15:30	7	2	9	4	0	4
15:45	5	2	7	0	0	0
Hour	13	4	17	4	0	4
16:00	4	1	5	2	0	2
16:15	2	5	7	1	2	3
16:30	4	2	6	2	0	2
16:45	3	3	6	1	2	3
Hour	13	11	24	6	4	10
17:00	6	3	9	0	0	0
17:15	6	4	10	0	0	0
17:30	3	4	7	3	0	3
17:45	4	6	10	2	0	2
Hour	19	17	36	5	0	5
18:00	7	8	15	5	2	7
18:15	1	6	7	1	0	1
18:30	3	4	7	2	0	2
18:45	5	7	12	1	0	1
Hour	16	25	41	9	2	11
19:00	2	6	8	7	2	9
19:15	6	4	10	2	3	5
19:30	2	8	10	2	0	2
19:45	1	2	3	0	2	2
Hour	11	20	31	11	7	18
20:00	5	8	13	2	1	3
20:15	6	8	14	8	2	10
20:30	4	4	8	3	2	5
20:45	3	1	4	0	3	3
Hour	18	21	39	13	8	21
21:00	2	7	9	2	0	2
21:15	2	1	3	2	4	6
21:30	2	3	5	2	0	2
21:45	1	0	1	0	0	0
Hour	7	11	18	6	4	10
22:00	6	0	6	1	0	1
22:15	1	0	1	0	0	0
22:30	0	0	0	0	0	0
22:45	0	0	0	0	0	0
Hour	7	0	7	1	0	1
23:00	0	0	0	1	0	1
23:15	0	0	0	0	0	0
23:30	0	0	0	0	0	0
23:45	0	0	0	0	0	0
Hour	0	0	0	1	0	1
Total	170	193	363	95	48	143

Site No. 5
Location Bayview / Bath Street / Church Avenue / Beach Road(1) / Beach Road(2) / Sean Moore Road
Date 04 April 2017

Time	ARM D2		Ped. Total	ARM E		Ped. Total
	Eastbound	Westbound		Eastbound	Westbound	
12:00	1	0	1	0	0	0
12:15	0	0	0	2	0	2
12:30	2	0	2	3	0	3
12:45	0	0	0	6	0	6
Hour	3	0	3	11	0	11
13:00	8	2	10	3	2	5
13:15	3	0	3	2	0	2
13:30	4	1	5	2	0	2
13:45	2	0	2	0	1	1
Hour	17	3	20	7	3	10
14:00	0	1	1	0	1	1
14:15	1	0	1	0	0	0
14:30	1	0	1	3	0	3
14:45	0	0	0	0	0	0
Hour	2	1	3	3	1	4
15:00	0	0	0	0	0	0
15:15	0	0	0	0	1	1
15:30	0	0	0	0	0	0
15:45	0	0	0	0	2	2
Hour	0	0	0	0	3	3
16:00	0	0	0	0	0	0
16:15	0	0	0	1	0	1
16:30	2	0	2	2	0	2
16:45	0	0	0	0	1	1
Hour	2	0	2	3	1	4
17:00	0	0	0	1	1	2
17:15	0	2	2	0	0	0
17:30	1	2	3	3	1	4
17:45	1	0	1	4	0	4
Hour	2	4	6	8	2	10
18:00	1	2	3	3	0	3
18:15	1	0	1	6	0	6
18:30	2	0	2	4	0	4
18:45	0	2	2	2	1	3
Hour	4	4	8	15	1	16
19:00	2	0	2	2	0	2
19:15	2	4	6	4	1	5
19:30	2	1	3	3	1	4
19:45	0	0	0	0	3	3
Hour	6	5	11	9	5	14
20:00	2	0	2	2	0	2
20:15	7	2	9	6	1	7
20:30	2	2	4	2	1	3
20:45	0	1	1	2	3	5
Hour	11	5	16	12	5	17
21:00	2	0	2	2	0	2
21:15	0	0	0	0	2	2
21:30	0	2	2	2	0	2
21:45	0	0	0	0	0	0
Hour	2	2	4	4	2	6
22:00	1	0	1	0	0	0
22:15	0	0	0	0	0	0
22:30	0	0	0	0	0	0
22:45	0	0	0	0	0	0
Hour	1	0	1	0	0	0
23:00	0	0	0	1	1	2
23:15	0	0	0	0	0	0
23:30	0	0	0	0	0	0
23:45	0	0	0	0	0	0
Hour	0	0	0	1	1	2
Total	50	24	74	73	24	97

Site No. 5
Location Bayview / Bath Street / Church Avenue / Beach Road(1) / Beach Road(2) / Sean Moore Road
Date 04 April 2017

Time	ARM F		Ped. Total
	Northbound	Southbound	
12:00	4	4	8
12:15	2	9	11
12:30	4	9	13
12:45	13	18	31
Hour	23	40	63
13:00	10	16	26
13:15	15	3	18
13:30	22	2	24
13:45	5	3	8
Hour	52	24	76
14:00	2	3	5
14:15	2	3	5
14:30	4	5	9
14:45	7	3	10
Hour	15	14	29
15:00	3	3	6
15:15	0	3	3
15:30	0	2	2
15:45	0	0	0
Hour	3	8	11
16:00	1	1	2
16:15	1	5	6
16:30	3	1	4
16:45	0	4	4
Hour	5	11	16
17:00	2	3	5
17:15	1	4	5
17:30	0	8	8
17:45	3	9	12
Hour	6	24	30
18:00	9	20	29
18:15	10	12	22
18:30	18	18	36
18:45	12	5	17
Hour	49	55	104
19:00	17	16	33
19:15	23	24	47
19:30	7	19	26
19:45	14	7	21
Hour	61	66	127
20:00	14	6	20
20:15	2	12	14
20:30	12	5	17
20:45	16	4	20
Hour	44	27	71
21:00	7	3	10
21:15	3	2	5
21:30	4	5	9
21:45	4	0	4
Hour	18	10	28
22:00	4	3	7
22:15	2	1	3
22:30	1	0	1
22:45	0	0	0
Hour	7	4	11
23:00	2	0	2
23:15	0	0	0
23:30	0	0	0
23:45	0	0	0
Hour	2	0	2
Total	285	283	568

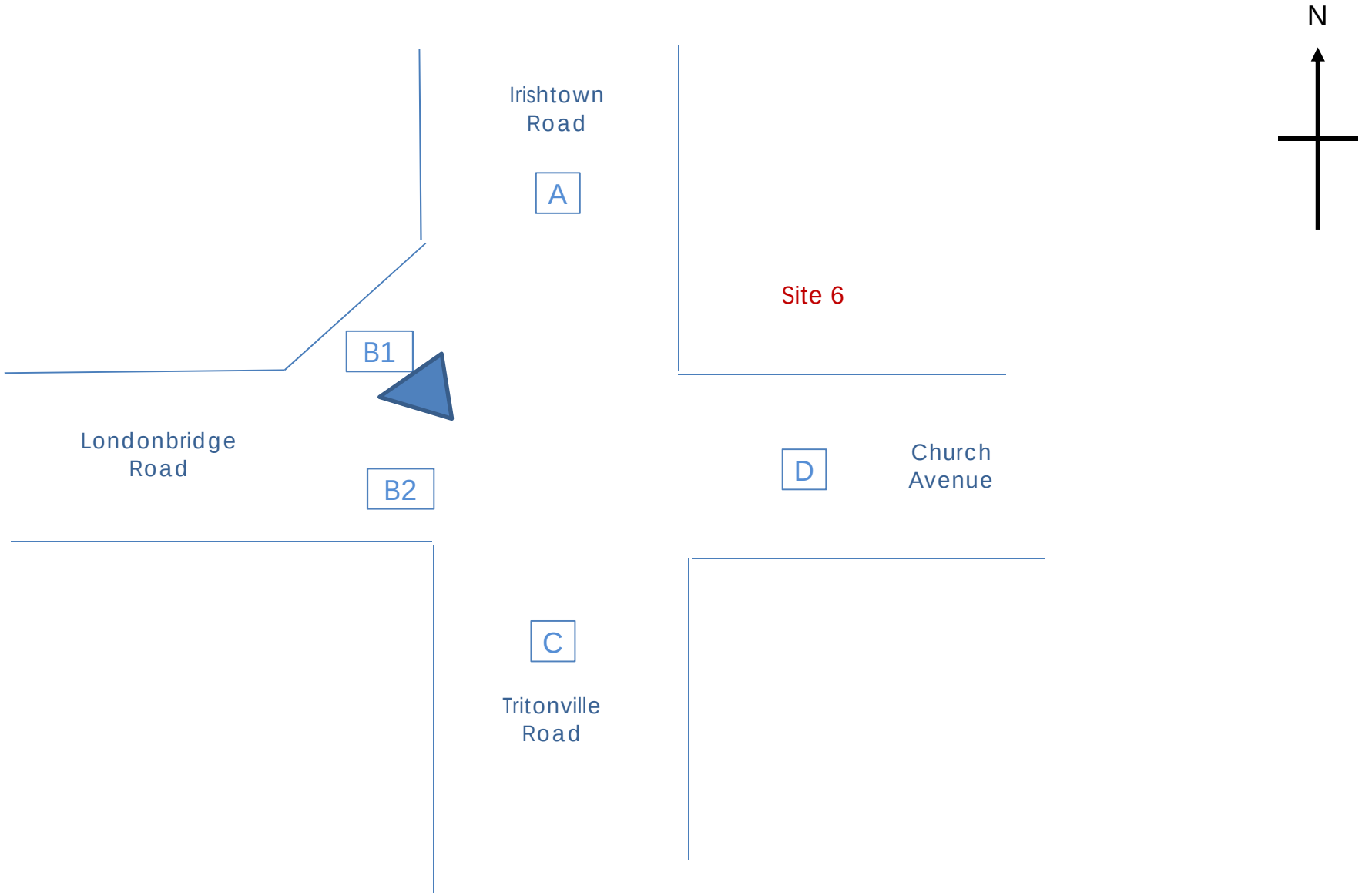

NDC NATIONWIDE DATA COLLECTION	Sites / Location:	6 / Ringsend	Project No:	7352	Drawing No:	7352-02	Drawn By:	AC
	Survey Date:	Tuesday 4th April 2017	Project Name:	RINGSEND				
	Survey Times:	00:00 to 00(24):00	Drawing Title:	Site Layout and Observed Movements				

Site No. 6
Location Irishtown Road / Londonbridge Road / Tritonville Road / Church Avenue
Date 04 April 2017

Time	ARM A		Ped. Total	ARM B1		Ped. Total
	Eastbound	Westbound		Northbound	Southbound	
00:00	0	0	0	0	0	0
00:15	1	2	3	1	0	1
00:30	0	0	0	0	0	0
00:45	0	0	0	0	0	0
Hour	1	2	3	0	0	1
01:00	0	0	0	0	0	0
01:15	0	0	0	0	2	2
01:30	0	0	0	0	0	0
01:45	0	0	0	0	0	0
Hour	0	0	0	0	0	2
02:00	0	0	0	0	0	0
02:15	0	0	0	0	0	0
02:30	0	0	0	0	0	0
02:45	0	0	0	0	0	0
Hour	0	0	0	0	0	0
03:00	0	0	0	0	0	0
03:15	0	0	0	0	0	0
03:30	0	0	0	0	0	0
03:45	0	0	0	0	0	0
Hour	0	0	0	0	0	0
04:00	0	0	0	0	0	0
04:15	0	0	0	0	0	0
04:30	0	0	0	0	0	0
04:45	0	0	0	0	1	1
Hour	0	0	0	0	0	1
05:00	0	0	0	0	0	0
05:15	0	0	0	0	0	0
05:30	0	0	0	0	0	0
05:45	0	0	0	0	0	0
Hour	0	0	0	0	0	0
06:00	1	0	1	1	1	2
06:15	0	0	0	0	0	0
06:30	0	2	2	1	0	1
06:45	0	0	0	0	1	1
Hour	1	2	3	0	0	4
07:00	1	1	2	3	2	5
07:15	0	2	2	3	1	4
07:30	0	4	4	2	1	3
07:45	3	5	8	4	1	5
Hour	4	12	16	0	0	17
08:00	0	9	9	10	1	11
08:15	0	6	6	15	17	32
08:30	7	10	17	6	23	29
08:45	1	6	7	13	26	39
Hour	8	31	39	0	0	111
09:00	0	0	0	7	3	10
09:15	2	1	3	3	1	4
09:30	3	5	8	10	4	14
09:45	2	2	4	4	1	5
Hour	7	8	15	0	0	33
10:00	0	4	4	4	1	5
10:15	0	1	1	11	4	15
10:30	0	3	3	7	2	9
10:45	0	0	0	3	3	6
Hour	0	8	8	0	0	35
11:00	2	2	4	3	6	9
11:15	2	3	5	6	2	8
11:30	1	1	2	5	2	7
11:45	0	3	3	4	2	6
Hour	5	9	14	18	12	30
Total	26	72	98	18	12	234

Site No. 6
Location Irishtown Road / Londonbridge Road / Tritonville Road / Church Avenue
Date 04 April 2017

Time	ARM B2		Ped. Total	ARM C		Ped. Total
	Northbound	Southbound		Northbound	Southbound	
00:00	0	0	0	0	0	0
00:15	0	0	0	0	0	0
00:30	0	0	0	1	0	1
00:45	0	0	0	0	0	0
Hour	0	0	0	1	0	1
01:00	0	0	0	1	0	1
01:15	0	2	2	0	0	0
01:30	0	0	0	0	0	0
01:45	0	0	0	0	0	0
Hour	0	0	2	1	0	1
02:00	0	0	0	0	0	0
02:15	0	0	0	0	0	0
02:30	0	0	0	0	0	0
02:45	0	0	0	0	0	0
Hour	0	0	0	0	0	0
03:00	0	0	0	0	0	0
03:15	0	0	0	0	0	0
03:30	0	0	0	0	0	0
03:45	0	0	0	0	0	0
Hour	0	0	0	0	0	0
04:00	0	0	0	0	0	0
04:15	0	0	0	0	0	0
04:30	0	0	0	0	0	0
04:45	0	1	1	0	0	0
Hour	0	0	1	0	0	0
05:00	0	0	0	0	0	0
05:15	0	0	0	0	0	0
05:30	0	0	0	0	0	0
05:45	0	0	0	0	0	0
Hour	0	0	0	0	0	0
06:00	1	1	2	0	0	0
06:15	0	0	0	0	0	0
06:30	1	0	1	1	0	1
06:45	1	1	2	0	0	0
Hour	0	0	5	1	0	1
07:00	2	1	3	3	2	5
07:15	2	1	3	0	1	1
07:30	1	2	3	3	4	7
07:45	3	3	6	2	3	5
Hour	0	0	15	8	10	18
08:00	1	1	2	2	4	6
08:15	11	15	26	8	7	15
08:30	2	16	18	16	7	23
08:45	9	8	17	1	11	12
Hour	0	0	63	27	29	56
09:00	7	3	10	0	2	2
09:15	4	2	6	2	2	4
09:30	7	3	10	4	1	5
09:45	0	0	0	1	3	4
Hour	0	0	26	7	8	15
10:00	2	1	3	3	0	3
10:15	9	3	12	1	1	2
10:30	4	2	6	0	1	1
10:45	4	3	7	1	0	1
Hour	0	0	28	5	2	7
11:00	2	4	6	3	1	4
11:15	5	0	5	1	0	1
11:30	5	2	7	2	3	5
11:45	3	2	5	0	2	2
Hour	15	8	23	6	6	12
Total	15	8	163	56	55	111

Site No. 6
Location Irishtown Road / Londonbridge Road / Tritonville Road / Church Avenue
Date 04 April 2017

Time	ARM D		Ped. Total
	Eastbound	Westbound	
00:00	0	1	1
00:15	0	0	0
00:30	0	2	2
00:45	0	2	2
Hour	0	5	5
01:00	0	0	0
01:15	0	0	0
01:30	0	0	0
01:45	0	0	0
Hour	0	0	0
02:00	0	0	0
02:15	0	0	0
02:30	0	0	0
02:45	0	0	0
Hour	0	0	0
03:00	0	0	0
03:15	0	0	0
03:30	0	0	0
03:45	0	0	0
Hour	0	0	0
04:00	0	0	0
04:15	0	0	0
04:30	1	0	1
04:45	0	0	0
Hour	1	0	1
05:00	0	0	0
05:15	0	0	0
05:30	0	0	0
05:45	0	0	0
Hour	0	0	0
06:00	0	3	3
06:15	0	1	1
06:30	0	0	0
06:45	0	0	0
Hour	0	4	4
07:00	0	3	3
07:15	2	3	5
07:30	2	1	3
07:45	1	4	5
Hour	5	11	16
08:00	4	2	6
08:15	5	8	13
08:30	8	22	30
08:45	4	3	7
Hour	21	35	56
09:00	4	1	5
09:15	0	0	0
09:30	7	3	10
09:45	2	0	2
Hour	13	4	17
10:00	1	3	4
10:15	0	3	3
10:30	3	1	4
10:45	2	3	5
Hour	6	10	16
11:00	3	1	4
11:15	0	0	0
11:30	2	0	2
11:45	9	3	12
Hour	14	4	18
Total	60	73	133

Site No. 6
Location Irishtown Road / Londonbridge Road / Tritonville Road / Church Avenue
Date 04 April 2017

Time	ARM A		Ped. Total	ARM B1		Ped. Total
	Eastbound	Westbound		Northbound	Southbound	
12:00	3	4	7	5	3	8
12:15	3	4	7	3	3	6
12:30	2	0	2	4	4	8
12:45	5	12	17	12	2	14
Hour	13	20	33	0	0	36
13:00	4	5	9	7	6	13
13:15	1	6	7	4	8	12
13:30	1	4	5	3	1	4
13:45	1	4	5	2	8	10
Hour	7	19	26	0	0	39
14:00	1	3	4	11	5	16
14:15	3	1	4	11	6	17
14:30	1	1	2	10	2	12
14:45	3	2	5	4	2	6
Hour	8	7	15	0	0	51
15:00	0	0	0	4	4	8
15:15	0	5	5	10	1	11
15:30	0	4	4	8	2	10
15:45	0	1	1	9	5	14
Hour	0	10	10	0	0	43
16:00	1	2	3	6	5	11
16:15	5	8	13	6	9	15
16:30	1	0	1	6	9	15
16:45	1	2	3	6	5	11
Hour	8	12	20	0	0	52
17:00	2	0	2	3	4	7
17:15	4	1	5	5	13	18
17:30	4	6	10	9	4	13
17:45	7	1	8	10	11	21
Hour	17	8	25	0	0	59
18:00	3	3	6	12	12	24
18:15	7	6	13	11	9	20
18:30	11	1	12	6	11	17
18:45	11	2	13	5	9	14
Hour	32	12	44	0	0	75
19:00	7	1	8	2	11	13
19:15	5	7	12	9	10	19
19:30	5	6	11	7	9	16
19:45	5	9	14	6	4	10
Hour	22	23	45	0	0	58
20:00	2	8	10	11	3	14
20:15	8	5	13	9	14	23
20:30	2	4	6	3	4	7
20:45	0	2	2	2	5	7
Hour	12	19	31	0	0	51
21:00	1	3	4	4	3	7
21:15	0	4	4	8	2	10
21:30	0	0	0	4	1	5
21:45	0	0	0	1	1	2
Hour	1	7	8	0	0	24
22:00	0	4	4	1	2	3
22:15	1	0	1	0	1	1
22:30	3	3	6	2	2	4
22:45	0	0	0	0	0	0
Hour	4	7	11	0	0	8
23:00	1	0	1	2	0	2
23:15	0	0	0	2	2	4
23:30	0	0	0	1	2	3
23:45	3	2	5	3	0	3
Hour	4	2	6	8	4	12
Total	128	146	274	8	4	508

Site No. 6
Location Irishtown Road / Londonbridge Road / Tritonville Road / Church Avenue
Date 04 April 2017

Time	ARM B2		Ped. Total	ARM C		Ped. Total
	Northbound	Southbound		Northbound	Southbound	
12:00	1	3	4	5	1	6
12:15	0	2	2	3	2	5
12:30	5	2	7	6	2	8
12:45	6	0	6	22	2	24
Hour	0	0	19	36	7	43
13:00	7	6	13	14	7	21
13:15	2	8	10	9	7	16
13:30	1	1	2	7	17	24
13:45	3	7	10	5	2	7
Hour	0	0	35	35	33	68
14:00	9	4	13	13	4	17
14:15	11	5	16	6	1	7
14:30	9	1	10	3	18	21
14:45	2	2	4	2	0	2
Hour	0	0	43	24	23	47
15:00	4	4	8	4	6	10
15:15	4	2	6	1	11	12
15:30	4	2	6	2	0	2
15:45	8	5	13	3	3	6
Hour	0	0	33	10	20	30
16:00	4	5	9	2	3	5
16:15	2	4	6	5	3	8
16:30	5	8	13	3	6	9
16:45	7	4	11	4	4	8
Hour	0	0	39	14	16	30
17:00	3	5	8	3	1	4
17:15	4	11	15	2	4	6
17:30	5	3	8	8	4	12
17:45	9	7	16	6	6	12
Hour	0	0	47	19	15	34
18:00	10	12	22	9	4	13
18:15	5	6	11	14	2	16
18:30	6	1	7	7	3	10
18:45	5	2	7	11	6	17
Hour	0	0	47	41	15	56
19:00	2	8	10	11	8	19
19:15	4	6	10	5	8	13
19:30	2	8	10	10	3	13
19:45	4	1	5	13	5	18
Hour	0	0	35	39	24	63
20:00	5	1	6	4	6	10
20:15	5	7	12	9	3	12
20:30	2	4	6	4	1	5
20:45	1	5	6	6	0	6
Hour	0	0	30	23	10	33
21:00	3	3	6	0	1	1
21:15	4	2	6	1	0	1
21:30	4	1	5	3	2	5
21:45	1	1	2	1	0	1
Hour	0	0	19	5	3	8
22:00	0	2	2	1	1	2
22:15	1	0	1	2	0	2
22:30	0	4	4	1	0	1
22:45	0	0	0	4	3	7
Hour	0	0	7	8	4	12
23:00	1	1	2	1	0	1
23:15	2	2	4	1	0	1
23:30	1	2	3	1	1	2
23:45	0	0	0	0	0	0
Hour	4	5	9	3	1	4
Total	4	5	363	257	171	428

Site No. 6
Location Irishtown Road / Londonbridge Road / Tritonville Road / Church Avenue
Date 04 April 2017

Time	ARM D		Ped. Total
	Eastbound	Westbound	
12:00	0	1	1
12:15	2	0	2
12:30	3	2	5
12:45	4	1	5
Hour	9	4	13
13:00	3	1	4
13:15	1	2	3
13:30	4	2	6
13:45	10	4	14
Hour	18	9	27
14:00	4	3	7
14:15	3	2	5
14:30	14	4	18
14:45	1	3	4
Hour	22	12	34
15:00	4	4	8
15:15	7	0	7
15:30	3	2	5
15:45	1	2	3
Hour	15	8	23
16:00	3	1	4
16:15	7	2	9
16:30	5	1	6
16:45	5	1	6
Hour	20	5	25
17:00	5	2	7
17:15	8	5	13
17:30	0	3	3
17:45	2	5	7
Hour	15	15	30
18:00	7	7	14
18:15	4	9	13
18:30	7	5	12
18:45	4	5	9
Hour	22	26	48
19:00	1	6	7
19:15	2	7	9
19:30	8	3	11
19:45	10	3	13
Hour	21	19	40
20:00	1	2	3
20:15	7	3	10
20:30	1	3	4
20:45	0	2	2
Hour	9	10	19
21:00	1	1	2
21:15	3	3	6
21:30	2	3	5
21:45	0	1	1
Hour	6	8	14
22:00	1	2	3
22:15	1	0	1
22:30	1	1	2
22:45	0	0	0
Hour	3	3	6
23:00	1	1	2
23:15	0	0	0
23:30	1	0	1
23:45	0	0	0
Hour	2	1	3
Total	162	120	282

Site No. 7
Location South Bank Road(N) / South Bank Road(S) / Whitebank Road
Date 04 April 2017

Time	ARM A		Ped. Total	ARM B		Ped. Total
	North-eastbound	South-westbound		North-eastbound	South-westbound	
00:00	0	0	0	0	0	0
00:15	0	0	0	0	0	0
00:30	0	0	0	0	0	0
00:45	0	0	0	0	0	0
Hour	0	0	0	0	0	0
01:00	0	0	0	0	0	0
01:15	0	0	0	0	0	0
01:30	0	0	0	0	0	0
01:45	0	0	0	0	0	0
Hour	0	0	0	0	0	0
02:00	0	0	0	0	0	0
02:15	0	0	0	0	0	0
02:30	0	0	0	0	0	0
02:45	0	0	0	0	0	0
Hour	0	0	0	0	0	0
03:00	0	0	0	0	0	0
03:15	0	0	0	0	0	0
03:30	0	0	0	0	0	0
03:45	0	0	0	0	0	0
Hour	0	0	0	0	0	0
04:00	0	0	0	0	0	0
04:15	0	0	0	0	0	0
04:30	0	0	0	0	0	0
04:45	0	0	0	0	0	0
Hour	0	0	0	0	0	0
05:00	0	0	0	0	0	0
05:15	0	0	0	0	0	0
05:30	0	0	0	0	0	0
05:45	0	0	0	0	0	0
Hour	0	0	0	0	0	0
06:00	0	0	0	0	0	0
06:15	0	0	0	0	0	0
06:30	0	0	0	0	0	0
06:45	0	0	0	1	0	1
Hour	0	0	0	1	0	1
07:00	0	0	0	0	0	0
07:15	0	0	0	0	0	0
07:30	0	0	0	0	0	0
07:45	0	0	0	0	0	0
Hour	0	0	0	0	0	0
08:00	0	0	0	0	0	0
08:15	0	0	0	0	0	0
08:30	0	0	0	0	0	0
08:45	0	0	0	0	0	0
Hour	0	0	0	0	0	0
09:00	0	0	0	0	0	0
09:15	0	0	0	0	0	0
09:30	0	0	0	0	0	0
09:45	0	0	0	0	0	0
Hour	0	0	0	0	0	0
10:00	0	0	0	0	0	0
10:15	0	0	0	0	0	0
10:30	0	0	0	0	0	0
10:45	0	0	0	0	0	0
Hour	0	0	0	0	0	0
11:00	0	0	0	0	0	0
11:15	0	0	0	0	0	0
11:30	0	0	0	1	1	2
11:45	0	0	0	0	0	0
Hour	0	0	0	1	1	2
Total	0	0	0	2	1	3

Site No. 7
Location South Bank Road(N) / South Bank Road(S) / Whitebank Road
Date 04 April 2017

Time	ARM C		Ped. Total
	North-westbound	South-eastbound	
00:00	0	0	0
00:15	0	0	0
00:30	0	0	0
00:45	0	0	0
Hour	0	0	0
01:00	0	0	0
01:15	0	0	0
01:30	0	0	0
01:45	0	0	0
Hour	0	0	0
02:00	0	0	0
02:15	0	0	0
02:30	0	0	0
02:45	0	0	0
Hour	0	0	0
03:00	0	0	0
03:15	0	0	0
03:30	0	0	0
03:45	0	0	0
Hour	0	0	0
04:00	0	0	0
04:15	0	0	0
04:30	0	0	0
04:45	0	0	0
Hour	0	0	0
05:00	0	0	0
05:15	0	0	0
05:30	0	0	0
05:45	0	0	0
Hour	0	0	0
06:00	0	0	0
06:15	0	0	0
06:30	0	0	0
06:45	0	1	1
Hour	0	1	1
07:00	0	0	0
07:15	0	0	0
07:30	0	0	0
07:45	0	0	0
Hour	0	0	0
08:00	0	0	0
08:15	0	0	0
08:30	0	0	0
08:45	0	0	0
Hour	0	0	0
09:00	0	0	0
09:15	0	0	0
09:30	0	0	0
09:45	0	0	0
Hour	0	0	0
10:00	0	0	0
10:15	0	0	0
10:30	0	0	0
10:45	0	0	0
Hour	0	0	0
11:00	0	0	0
11:15	0	0	0
11:30	0	0	0
11:45	0	0	0
Hour	0	0	0
Total	0	1	1

Site No. 7
Location South Bank Road(N) / South Bank Road(S) / Whitebank Road
Date 04 April 2017

Time	ARM A		Ped. Total	ARM B		Ped. Total
	North-eastbound	South-westbound		North-eastbound	South-westbound	
12:00	0	0	0	0	0	0
12:15	0	0	0	0	0	0
12:30	0	0	0	0	0	0
12:45	0	0	0	0	0	0
Hour	0	0	0	0	0	0
13:00	0	0	0	0	0	0
13:15	0	0	0	0	0	0
13:30	0	0	0	0	0	0
13:45	0	0	0	0	0	0
Hour	0	0	0	0	0	0
14:00	0	0	0	0	0	0
14:15	0	0	0	0	0	0
14:30	0	0	0	0	0	0
14:45	0	0	0	0	0	0
Hour	0	0	0	0	0	0
15:00	0	0	0	0	0	0
15:15	0	0	0	0	0	0
15:30	0	0	0	0	0	0
15:45	0	0	0	0	0	0
Hour	0	0	0	0	0	0
16:00	0	0	0	0	0	0
16:15	0	0	0	0	0	0
16:30	0	0	0	0	0	0
16:45	0	0	0	0	0	0
Hour	0	0	0	0	0	0
17:00	0	0	0	0	0	0
17:15	0	0	0	0	0	0
17:30	0	0	0	0	0	0
17:45	0	0	0	0	0	0
Hour	0	0	0	0	0	0
18:00	0	0	0	0	0	0
18:15	0	0	0	0	0	0
18:30	0	0	0	0	0	0
18:45	0	0	0	0	0	0
Hour	0	0	0	0	0	0
19:00	0	0	0	0	0	0
19:15	0	0	0	0	0	0
19:30	0	0	0	0	0	0
19:45	0	0	0	0	0	0
Hour	0	0	0	0	0	0
20:00	0	0	0	0	0	0
20:15	0	0	0	0	0	0
20:30	0	0	0	0	0	0
20:45	0	0	0	0	0	0
Hour	0	0	0	0	0	0
21:00	0	0	0	0	0	0
21:15	0	0	0	0	0	0
21:30	0	0	0	0	0	0
21:45	0	0	0	0	0	0
Hour	0	0	0	0	0	0
22:00	0	0	0	0	0	0
22:15	0	0	0	0	0	0
22:30	0	0	0	0	0	0
22:45	0	0	0	0	0	0
Hour	0	0	0	0	0	0
23:00	0	0	0	0	0	0
23:15	0	0	0	0	0	0
23:30	0	0	0	0	0	0
23:45	0	0	0	0	0	0
Hour	0	0	0	0	0	0
Total	0	0	0	0	0	0

Site No. 7
Location South Bank Road(N) / South Bank Road(S) / Whitebank Road
Date 04 April 2017

Time	ARM C		Ped. Total
	North-westbound	South-eastbound	
12:00	0	0	0
12:15	0	0	0
12:30	0	0	0
12:45	0	0	0
Hour	0	0	0
13:00	0	0	0
13:15	1	0	1
13:30	0	0	0
13:45	0	14	14
Hour	1	14	15
14:00	0	0	0
14:15	2	0	2
14:30	0	0	0
14:45	0	0	0
Hour	2	0	2
15:00	2	0	2
15:15	0	0	0
15:30	0	0	0
15:45	0	0	0
Hour	2	0	2
16:00	1	0	1
16:15	0	0	0
16:30	0	0	0
16:45	14	0	14
Hour	15	0	15
17:00	0	0	0
17:15	1	1	2
17:30	0	0	0
17:45	0	0	0
Hour	1	1	2
18:00	0	0	0
18:15	0	0	0
18:30	0	0	0
18:45	0	1	1
Hour	0	1	1
19:00	0	0	0
19:15	0	1	1
19:30	1	0	1
19:45	0	0	0
Hour	1	1	2
20:00	1	0	1
20:15	0	0	0
20:30	0	0	0
20:45	0	0	0
Hour	1	0	1
21:00	0	0	0
21:15	0	0	0
21:30	0	0	0
21:45	0	0	0
Hour	0	0	0
22:00	0	0	0
22:15	0	0	0
22:30	0	0	0
22:45	0	0	0
Hour	0	0	0
23:00	0	0	0
23:15	0	0	0
23:30	0	0	0
23:45	0	0	0
Hour	0	0	0
Total	23	17	40

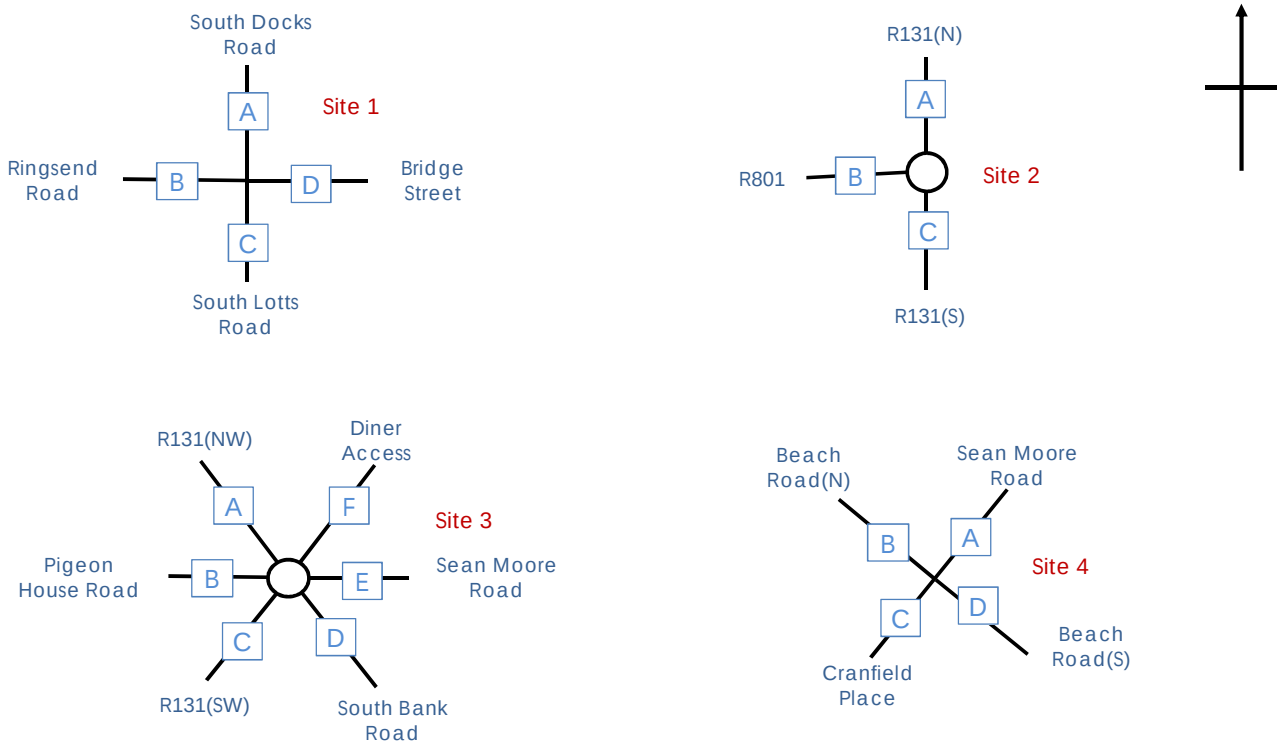

NDC NATIONWIDE DATA COLLECTION	Sites / Location:	1 to 4 / Ringsend	Project No:	7352	Drawing No:	7352-01	Drawn By:	AC
	Survey Date:	Tuesday 4th April 2017	Project Name:	RINGSEND				
	Survey Times:	00:00 to 00(24):00	Drawing Title:	Site Layout and Observed Movements				

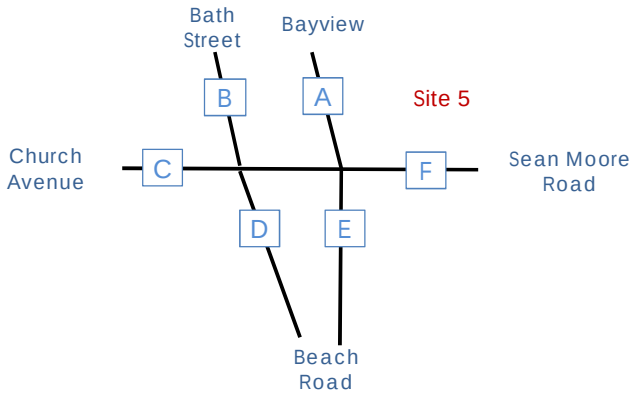

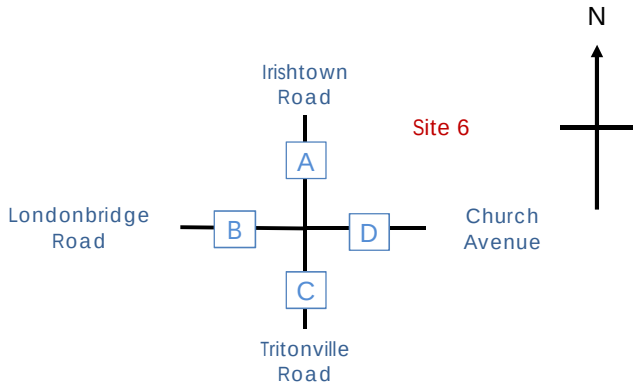

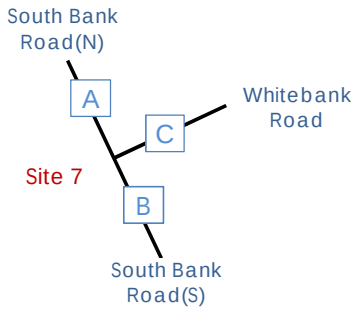

NDC NATIONWIDE DATA COLLECTION	Sites / Location:	5 to 7 / Ringsend	Project No:	7352	Drawing No:	7352-02	Drawn By:	AC
	Survey Date:	Tuesday 4th April 2017	Project Name:	RINGSEND				
	Survey Times:	00:00 to 00(24):00	Drawing Title:	Site Layout and Observed Movements				

Site: 1
Location: South Docks Road / Ringsend Road / South Lotts Road / Bridge Street
Date: 04 April 2017

Time	ARM A	ARM B	ARM C	ARM D
07:00	3	4	7	7
07:15	1	5	6	9
07:30	2	6	5	11
07:45	2	8	5	15
08:00	3	10	6	20
08:15	2	14	8	25+
08:30	1	9	10	25+
08:45	2	10	10	25+
09:00	2	14	7	25+
09:15	2	9	5	25+
09:30	2	11	7	25+
09:45	1	13	9	25
Max Queue	3	14	10	25+

Time	ARM A	ARM B	ARM C	ARM D
16:00	1	5	5	25+
16:15	2	8	6	25+
16:30	2	6	5	5
16:45	1	5	7	11
17:00	2	4	4	7
17:15	2	5	3	15
17:30	3	5	4	6
17:45	2	6	5	8
18:00	2	7	6	11
18:15	2	7	7	12
18:30	1	8	7	25+
18:45	3	8	3	25+
Max Queue	3	8	7	25+

Site: 2
Location: R131(N) / R801 / R131(S)
Date: 04 April 2017

Time	ARM A	ARM B	ARM C
07:00	18	7	9
07:15	15	4	11
07:30	14	14	19
07:45	15	10	21
08:00	10	11	22
08:15	15	10	26
08:30	12	5	23
08:45	11	11	25
09:00	8	14	22
09:15	10	9	18
09:30	8	11	24
09:45	10	11	19
Max Queue	18	14	26

Time	ARM A	ARM B	ARM C
16:00	8	10	20
16:15	10	14	25
16:30	6	18	25
16:45	10	10	23
17:00	8	11	22
17:15	9	11	24
17:30	8	7	27
17:45	7	8	26
18:00	7	9	25
18:15	6	12	22
18:30	10	6	20
18:45	2	4	22
Max Queue	10	18	27

Site: 3
Location: R131(NW) / Pigoen House Road / R131(SW) / South Bank Road / Sean Moore Road / Diner Access
Date: 04 April 2017

Time	ARM A	ARM B	ARM C	ARM D	ARM E	ARM F
07:00	11	1	7	2	2	0
07:15	12	3	8	2	3	0
07:30	11	2	8	1	2	0
07:45	10	4	7	2	3	0
08:00	9	1	6	1	1	0
08:15	5	1	5	1	1	0
08:30	10	3	6	2	2	0
08:45	6	1	7	1	1	0
09:00	13	3	5	0	1	0
09:15	8	2	4	2	3	0
09:30	7	1	7	2	3	0
09:45	8	1	4	2	1	0
Max Queue	13	4	8	2	3	0

Time	ARM A	ARM B	ARM C	ARM D	ARM E	ARM F
16:00	5	1	13	1	1	0
16:15	5	4	13	3	2	0
16:30	4	3	15	1	2	0
16:45	1	5	15	0	2	0
17:00	3	3	15	1	0	0
17:15	4	5	12	0	0	0
17:30	3	4	11	3	3	0
17:45	3	4	12	2	0	0
18:00	0	2	13	0	0	0
18:15	0	2	10	0	0	0
18:30	2	1	6	0	0	0
18:45	3	1	1	0	0	0
Max Queue	5	5	15	3	3	0

Site: 4
Location: Sean Moore Road / Beach Road(N) / Cranfield Place / Beach Road(S)
Date: 04 April 2017

Time	ARM A	ARM B	ARM D
07:00	7	2	13
07:15	5	3	12
07:30	4	2	17
07:45	6	3	14
08:00	8	4	16
08:15	10	2	11
08:30	15	5	10
08:45	12	5	15
09:00	13	4	14
09:15	9	5	5
09:30	6	3	4
09:45	5	2	5
Max Queue	15	5	17

Time	ARM A	ARM B	ARM D
16:00	6	2	5
16:15	5	4	7
16:30	9	3	10
16:45	8	2	9
17:00	5	2	6
17:15	4	1	7
17:30	3	2	5
17:45	4	2	13
18:00	6	5	14
18:15	6	6	12
18:30	4	3	6
18:45	5	4	5
Max Queue	9	6	14

Site: 5
Location: Bayview / Bath Street / Church Avenue / Beach Road(1) / Beach Road(2) / Sean Moore Road
Date: 04 April 2017

Time	ARM A	ARM C	ARM D	ARM E
07:00	10	8	5	4
07:15	12	9	5	7
07:30	8	5	8	8
07:45	6	7	10	6
08:00	8	11	5	7
08:15	9	10	6	6
08:30	8	4	6	8
08:45	6	7	4	7
09:00	6	10	5	9
09:15	7	4	6	8
09:30	5	3	5	5
09:45	3	2	4	7
Max Queue	12	11	10	9

Time	ARM A	ARM C	ARM D	ARM E
16:00	4	6	4	7
16:15	5	9	6	9
16:30	6	5	5	8
16:45	3	5	4	10
17:00	5	4	6	9
17:15	7	5	4	10
17:30	4	6	9	6
17:45	5	8	10	10
18:00	6	6	11	10
18:15	5	7	9	10
18:30	5	8	5	8
18:45	4	4	5	6
Max Queue	7	9	11	10

Site: 6
Location: Irishtown Road / Londonbridge Road / Tritonville Road / Church Avenue
Date: 04 April 2017

Time	ARM A	ARM B	ARM C	ARM D
07:00	3	2	4	5
07:15	3	3	5	5
07:30	6	4	7	5
07:45	3	6	10	4
08:00	5	6	8	5
08:15	6	6	8	7
08:30	8	11	12	5
08:45	7	9	13	8
09:00	4	7	8	7
09:15	6	7	16	4
09:30	2	4	4	5
09:45	5	7	4	5
Max Queue	8	11	16	8

Time	ARM A	ARM B	ARM C	ARM D
16:00	5	6	6	5
16:15	6	10	8	7
16:30	6	5	7	4
16:45	4	8	11	5
17:00	6	8	5	6
17:15	6	7	8	4
17:30	6	7	9	3
17:45	6	5	6	3
18:00	8	6	6	6
18:15	8	3	12	6
18:30	4	6	7	4
18:45	4	6	6	5
Max Queue	8	10	12	7

Site: 7
Location: South Bank Road(N) / South Bank Road(S) / Whitebank Road
Date: 04 April 2017

Time	ARM A	ARM B	ARM C
07:00	0	1	3
07:15	0	0	3
07:30	0	4	4
07:45	0	0	2
08:00	0	0	2
08:15	0	0	2
08:30	0	0	2
08:45	0	0	2
09:00	0	0	2
09:15	0	0	2
09:30	0	0	2
09:45	0	1	5
Max Queue	0	4	5

Time	ARM A	ARM B	ARM C
16:00	0	0	3
16:15	0	0	5
16:30	0	0	3
16:45	0	1	4
17:00	0	0	2
17:15	0	0	3
17:30	0	0	1
17:45	0	0	1
18:00	0	0	3
18:15	0	0	2
18:30	0	0	1
18:45	0	0	1
Max Queue	0	1	5

Site A
Location R131, north of the Roundabout
Direction Northbound/Southbound
Saturday, 01 April 2017

Time	Total	Classification											
		1	2	3	4	5	6	7	8	9	10	11	12
		MCL	SV	SVT	TB2	TB3	T4	ART3	ART4	ART5	ART6	BD	DRT
0000	352	8	295	2	23	17	2	0	0	2	2	0	1
0100	173	4	151	0	7	3	5	0	1	1	1	0	0
0200	79	1	63	1	6	3	2	0	0	2	1	0	0
0300	86	3	67	1	4	4	1	0	0	4	2	0	0
0400	140	1	118	0	10	7	0	0	1	3	0	0	0
0500	387	10	273	2	31	15	8	0	3	25	19	1	0
0600	636	8	470	3	70	18	7	1	3	24	27	3	2
0700	699	19	519	3	84	30	14	0	5	11	12	1	1
0800	1140	14	943	6	80	34	19	1	9	17	15	2	0
0900	1273	25	1085	6	62	41	19	1	3	13	12	3	3
1000	1390	26	1196	6	78	29	21	4	6	13	7	0	4
1100	1546	27	1362	9	69	26	16	4	9	9	9	2	4
1200	1666	32	1473	19	73	23	15	3	4	8	12	2	2
1300	2069	26	1891	16	57	26	16	5	5	7	14	2	4
1400	1899	20	1754	11	52	23	13	3	5	3	10	1	4
1500	1422	15	1270	9	66	36	6	2	4	6	7	0	1
1600	1376	13	1258	8	54	22	7	0	5	3	4	0	2
1700	1864	19	1734	16	57	18	11	2	1	1	2	1	2
1800	1862	24	1716	23	56	19	14	1	0	2	6	0	1
1900	1502	22	1371	18	48	22	5	3	1	2	9	0	1
2000	871	8	761	4	69	23	3	0	0	2	1	0	0
2100	439	10	381	0	20	18	5	0	0	1	4	0	0
2200	710	6	648	3	31	14	1	0	0	1	6	0	0
2300	866	5	784	7	37	23	6	0	0	2	2	0	0
07-19	18206	260	16201	132	788	327	171	26	56	93	110	14	28
06-22	21654	308	19184	157	995	408	191	30	60	122	151	17	31
06-00	23230	319	20616	167	1063	445	198	30	60	125	159	17	31
00-00	24447	346	21583	173	1144	494	216	30	65	162	184	18	32

7352 / Ringsend A
April 2017 R131, north of the Roundabout
Automatic Traffic Count Northbound/Southbound

Saturday, 01 April 2017

>PSL 50	>PSL% 50	>SL1 55 +5kph	>SL1% 55 +5kph	>SL2 60 +10kph	>SL2% 60 +10kph	Mean	Vpp 85	0 - 5	5 - 10	10 - 15	15 - 20	20 - 25	25 - 30
25	7.1	9	2.6	1	0.3	41.6	46.8	0	0	0	1	3	9
22	12.7	9	5.2	2	1.2	42.4	48.2	0	0	0	1	5	5
14	17.7	5	6.3	1	1.3	44.7	50	0	0	0	0	1	0
13	15.1	7	8.1	0	0	43.3	49.3	0	0	0	0	3	1
9	6.4	3	2.1	0	0	37.1	47.2	3	3	4	1	8	11
17	4.4	4	1	2	0.5	37.7	45.4	0	0	1	5	28	52
30	4.7	5	0.8	3	0.5	37	44.3	0	0	0	3	30	111
72	10.3	24	3.4	9	1.3	41	47.5	0	0	0	0	8	29
74	6.5	33	2.9	10	0.9	39.3	46.4	0	2	1	5	25	71
71	5.6	27	2.1	14	1.1	38.6	44.3	0	0	4	5	26	103
37	2.7	7	0.5	0	0	36.1	43.6	0	2	9	48	79	143
55	3.6	25	1.6	16	1	36.1	43.9	1	3	27	58	110	141
46	2.8	11	0.7	3	0.2	37	43.6	0	1	12	40	57	129
30	1.4	9	0.4	4	0.2	33.5	40.3	0	4	21	80	200	294
8	0.4	2	0.1	0	0	28.2	38.5	0	44	132	188	373	305
29	2	15	1.1	8	0.6	36	42.8	0	1	4	50	61	145
28	2	11	0.8	3	0.2	32.8	40	1	1	3	23	170	310
4	0.2	4	0.2	1	0.1	24.9	31.7	1	6	69	385	593	365
4	0.2	3	0.2	0	0	25.2	32.8	0	18	67	364	532	402
16	1.1	14	0.9	13	0.9	25	32.4	3	29	123	301	311	318
5	0.6	3	0.3	3	0.3	32.6	38.5	0	1	6	12	67	240
1	0.2	1	0.2	1	0.2	34.3	39.2	0	1	4	5	21	55
1	0.1	0	0	0	0	24.5	34.6	1	39	89	122	113	124
1	0.1	1	0.1	0	0	26.9	33.8	2	4	41	98	201	215
458	2.5	171	0.9	68	0.4	33.1	42.1	3	82	349	1246	2234	2437
510	2.4	194	0.9	88	0.4	32.7	41.8	6	113	482	1567	2663	3161
512	2.2	195	0.8	88	0.4	32.2	41.4	9	156	612	1787	2977	3500
612	2.5	232	0.9	94	0.4	32.6	42.1	12	159	617	1795	3025	3578

Saturday, 01 April 2017

Speed Bins (km/h)													
30 - 35	35 - 40	40 - 45	45 - 50	50 - 55	55 - 60	60 - 65	65 - 70	70 - 75	75 - 80	80 - 85	85 - 90	90 - 95	95 - 100
31	86	128	69	16	8	0	0	0	0	1	0	0	0
7	29	79	25	13	7	2	0	0	0	0	0	0	0
1	13	29	21	9	4	1	0	0	0	0	0	0	0
8	12	24	25	6	7	0	0	0	0	0	0	0	0
11	33	34	23	6	3	0	0	0	0	0	0	0	0
42	86	104	52	13	2	2	0	0	0	0	0	0	0
116	145	145	56	25	2	1	1	1	0	0	0	0	0
84	203	189	114	48	15	6	3	0	0	0	0	0	0
183	356	280	143	41	23	4	5	1	0	0	0	0	0
238	418	295	113	44	13	2	2	1	0	0	8	0	1
272	396	290	114	30	7	0	0	0	0	0	0	0	0
260	425	332	134	30	9	5	0	6	0	0	0	0	5
324	515	429	113	35	8	2	0	1	0	0	0	0	0
524	565	285	66	21	5	3	0	0	0	1	0	0	0
373	285	153	38	6	2	0	0	0	0	0	0	0	0
282	470	302	78	14	7	4	0	2	0	1	0	0	0
383	267	143	47	17	8	0	2	0	0	0	0	0	1
312	101	21	7	0	3	1	0	0	0	0	0	0	0
301	141	25	8	1	3	0	0	0	0	0	0	0	0
286	105	7	3	2	1	5	0	0	8	0	0	0	0
270	170	80	20	2	0	0	0	0	0	0	0	0	0
141	156	48	7	0	0	0	1	0	0	0	0	0	0
133	63	15	10	1	0	0	0	0	0	0	0	0	0
216	64	19	5	0	1	0	0	0	0	0	0	0	0
3536	4142	2744	975	287	103	27	12	11	0	2	8	0	7
4349	4718	3024	1061	316	106	33	14	12	8	2	8	0	7
4698	4845	3058	1076	317	107	33	14	12	8	2	8	0	7
4798	5104	3456	1291	380	138	38	14	12	8	3	8	0	7

7352 / Ringsend
April 2017
Automatic Traffic Count

Saturday, 01 April 2017

100 - 105	105 - 110	110 - 115	115 - 120	120 - 125	125 - 130	130 - 135	135 - 140
0	0	0	0	0	0	0	0
0	0	0	0	0	0	0	0
0	0	0	0	0	0	0	0
0	0	0	0	0	0	0	0
0	0	0	0	0	0	0	0
0	0	0	0	0	0	0	0
0	0	0	0	0	0	0	0
0	0	0	0	0	0	0	0
0	0	0	0	0	0	0	0
0	0	0	0	0	0	0	0
0	0	0	0	0	0	0	0
0	0	0	0	0	0	0	0
0	0	0	0	0	0	0	0
0	0	0	0	0	0	0	0
0	0	0	0	0	0	0	0
0	1	0	0	0	0	0	0
0	0	0	0	0	0	0	0
0	0	0	0	0	0	0	0
0	0	0	0	0	0	0	0
0	0	0	0	0	0	0	0
0	0	0	3	0	0	0	0
0	0	0	0	0	0	0	0
0	0	0	0	0	0	0	0
0	0	0	0	0	0	0	0
0	1	0	0	0	0	0	0
0	1	0	3	0	0	0	0
0	1	0	3	0	0	0	0
0	1	0	3	0	0	0	0

Sunday, 02 April 2017

Time	Total	Classification											
		1	2	3	4	5	6	7	8	9	10	11	12
		MCL	SV	SVT	TB2	TB3	T4	ART3	ART4	ART5	ART6	BD	DRT
0000	345	2	301	3	25	6	4	0	0	0	4	0	0
0100	180	3	154	0	10	11	0	1	0	0	1	0	0
0200	80	2	76	0	1	1	0	0	0	0	0	0	0
0300	78	0	69	0	3	3	2	1	0	0	0	0	0
0400	98	1	77	0	10	8	1	0	0	1	0	0	0
0500	175	1	155	2	8	5	0	0	0	0	4	0	0
0600	482	4	364	1	43	19	3	0	3	23	21	1	0
0700	484	7	404	2	36	15	4	1	0	9	6	0	0
0800	509	16	415	1	40	24	6	1	4	2	0	0	0
0900	929	32	790	2	40	33	9	1	5	4	10	1	2
1000	1165	36	1017	7	45	31	13	1	5	4	2	4	0
1100	1224	49	1065	5	42	34	12	1	3	2	5	2	4
1200	1493	43	1313	12	51	31	13	3	5	7	11	3	1
1300	1620	48	1462	11	36	28	9	3	7	3	8	2	3
1400	1436	29	1310	7	35	29	10	3	1	6	5	0	1
1500	1375	27	1239	9	39	33	19	1	1	3	1	0	3
1600	1355	32	1211	8	47	27	14	2	1	3	8	1	1
1700	1373	22	1238	8	48	27	14	3	4	2	4	2	1
1800	1235	16	1101	7	41	30	8	6	9	6	9	0	2
1900	1067	18	924	8	44	37	14	4	6	5	6	0	1
2000	831	11	750	6	26	23	7	1	1	1	3	1	1
2100	594	11	525	3	22	14	4	2	2	5	5	1	0
2200	400	8	338	2	20	18	4	2	2	1	5	0	0
2300	293	6	239	0	31	9	5	0	2	1	0	0	0
07-19	14198	357	12565	79	500	342	131	26	45	51	69	15	18
06-22	17172	401	15128	97	635	435	159	33	57	85	104	18	20
06-00	17865	415	15705	99	686	462	168	35	61	87	109	18	20
00-00	18821	424	16537	104	743	496	175	37	61	88	118	18	20

Sunday, 02 April 2017

>PSL 50	>PSL% 50	>SL1 55 +5kph	>SL1% 55 +5kph	>SL2 60 +10kph	>SL2% 60 +10kph	Mean	Vpp 85	0 - 5	5 - 10	10 - 15	15 - 20	20 - 25	25 - 30
14	4.1	2	0.6	0	0	38	44.3	0	0	1	1	14	25
17	9.4	4	2.2	0	0	41.7	46.4	0	0	0	2	0	4
13	16.3	5	6.3	2	2.5	43.2	51.8	0	0	1	0	1	1
18	23.1	4	5.1	2	2.6	45.5	51.8	0	0	0	1	0	0
8	8.2	3	3.1	1	1	42.5	48.2	0	0	0	0	0	2
22	12.6	12	6.9	5	2.9	44	48.2	0	0	0	0	1	1
28	5.8	12	2.5	4	0.8	37.2	44.6	0	0	2	3	24	83
49	10.1	25	5.2	6	1.2	41.7	47.9	0	0	0	2	12	20
77	15.1	21	4.1	6	1.2	43.3	50	0	0	0	3	5	15
81	8.7	27	2.9	4	0.4	41.7	48.2	0	0	0	7	20	31
62	5.3	17	1.5	4	0.3	38.6	45.4	0	2	14	13	42	63
42	3.4	11	0.9	7	0.6	37.9	44.3	0	3	0	16	55	114
51	3.4	14	0.9	4	0.3	36.8	42.8	0	0	6	25	73	135
30	1.9	15	0.9	10	0.6	37.2	42.5	0	0	3	22	47	134
30	2.1	8	0.6	1	0.1	37.2	43.2	0	2	9	23	54	86
49	3.6	18	1.3	4	0.3	38.5	43.9	0	0	5	17	24	59
42	3.1	14	1	3	0.2	38.7	44.3	0	0	3	9	21	57
53	3.9	26	1.9	14	1	38.4	44.6	0	1	8	24	34	87
52	4.2	20	1.6	11	0.9	39.1	44.3	0	0	0	10	16	43
45	4.2	13	1.2	2	0.2	39.8	45.4	0	0	0	3	5	42
28	3.4	6	0.7	1	0.1	40.1	45	0	0	0	0	5	23
29	4.9	16	2.7	9	1.5	41.2	45.7	0	0	0	0	0	4
31	7.8	7	1.8	3	0.8	41.5	47.5	0	0	0	0	0	7
35	11.9	10	3.4	1	0.3	42.6	48.6	0	0	0	0	1	5
618	4.4	216	1.5	74	0.5	38.5	44.6	0	8	48	171	403	844
748	4.4	263	1.5	90	0.5	38.7	44.6	0	8	50	177	437	996
814	4.6	280	1.6	94	0.5	38.9	45	0	8	50	177	438	1008
906	4.8	310	1.6	104	0.6	39	45	0	8	52	181	454	1041

Sunday, 02 April 2017

Speed Bins (km/h)													
30 - 35	35 - 40	40 - 45	45 - 50	50 - 55	55 - 60	60 - 65	65 - 70	70 - 75	75 - 80	80 - 85	85 - 90	90 - 95	95 - 100
61	102	91	36	12	2	0	0	0	0	0	0	0	0
7	50	78	22	13	4	0	0	0	0	0	0	0	0
3	18	27	16	8	3	1	1	0	0	0	0	0	0
2	7	28	22	14	2	1	1	0	0	0	0	0	0
9	18	43	18	5	2	0	1	0	0	0	0	0	0
12	22	69	48	10	7	5	0	0	0	0	0	0	0
82	101	115	44	16	8	1	1	0	1	0	0	0	0
41	109	166	85	24	19	3	3	0	0	0	0	0	0
19	103	183	104	56	15	5	1	0	0	0	0	0	0
79	201	311	199	54	23	4	0	0	0	0	0	0	0
141	391	301	136	45	13	3	1	0	0	0	0	0	0
189	339	341	125	31	4	3	0	2	0	0	0	0	0
292	480	334	97	37	10	1	3	0	0	0	0	0	0
326	570	389	99	15	5	5	2	0	0	0	0	0	0
294	485	343	110	22	7	0	1	0	0	0	0	0	0
226	490	386	119	31	14	3	1	0	0	0	0	0	0
219	513	363	128	28	11	2	0	0	0	0	0	0	0
231	437	345	153	27	12	2	2	0	0	2	5	0	0
205	464	325	120	32	9	8	0	0	0	0	0	3	0
150	347	354	121	32	11	2	0	0	0	0	0	0	0
87	325	261	102	22	5	1	0	0	0	0	0	0	0
66	208	207	80	13	7	1	3	2	0	0	2	0	0
35	120	145	62	24	4	3	0	0	0	0	0	0	0
18	77	99	58	25	9	1	0	0	0	0	0	0	0
2262	4582	3787	1475	402	142	39	14	2	0	2	5	3	0
2647	5563	4724	1822	485	173	44	18	4	1	2	7	3	0
2700	5760	4968	1942	534	186	48	18	4	1	2	7	3	0
2794	5977	5304	2104	596	206	55	21	4	1	2	7	3	0

Sunday, 02 April 2017

100 - 105	105 - 110	110 - 115	115 - 120	120 - 125	125 - 130	130 - 135	135 - 140
0	0	0	0	0	0	0	0
0	0	0	0	0	0	0	0
0	0	0	0	0	0	0	0
0	0	0	0	0	0	0	0
0	0	0	0	0	0	0	0
0	0	0	0	0	0	0	0
0	0	0	1	0	0	0	0
0	0	0	0	0	0	0	0
0	0	0	0	0	0	0	0
0	0	0	0	0	0	0	0
0	0	0	0	0	0	0	0
2	0	0	0	0	0	0	0
0	0	0	0	0	0	0	0
3	0	0	0	0	0	0	0
0	0	0	0	0	0	0	0
0	0	0	0	0	0	0	0
0	0	0	0	0	0	1	0
0	0	0	0	0	3	0	0
0	0	0	0	0	0	0	0
0	0	0	0	0	0	0	0
0	0	0	0	0	0	0	0
0	0	0	0	0	1	0	0
0	0	0	0	0	0	0	0
0	0	0	0	0	0	0	0
5	0	0	0	0	3	1	0
5	0	0	1	0	4	1	0
5	0	0	1	0	4	1	0
5	0	0	1	0	4	1	0

Monday, 03 April 2017

Time	Total	Classification											
		1	2	3	4	5	6	7	8	9	10	11	12
		MCL	SV	SVT	TB2	TB3	T4	ART3	ART4	ART5	ART6	BD	DRT
0000	260	4	215	2	22	5	3	0	1	2	4	2	0
0100	83	3	63	0	9	2	2	0	1	1	2	0	0
0200	46	2	28	0	6	4	0	1	1	2	2	0	0
0300	65	2	46	0	12	1	1	0	0	2	1	0	0
0400	204	2	152	2	22	7	1	0	2	8	7	1	0
0500	697	7	523	2	49	25	4	1	10	42	29	2	3
0600	1329	29	1047	6	100	35	18	0	12	29	39	7	7
0700	2699	50	2445	12	60	27	22	4	10	23	31	8	7
0800	2580	42	2376	10	61	25	24	2	11	7	11	8	3
0900	2073	43	1768	16	94	48	33	6	7	11	35	4	8
1000	1779	20	1492	10	101	40	32	5	12	21	32	5	9
1100	1738	25	1433	9	122	39	27	1	8	27	33	8	6
1200	1770	18	1519	5	101	34	14	1	11	25	28	7	7
1300	1833	25	1565	16	85	29	31	6	11	25	32	1	7
1400	1798	20	1509	10	112	46	20	2	13	21	31	6	8
1500	2068	27	1802	12	93	33	18	3	10	15	42	6	7
1600	2304	43	2089	13	65	26	23	2	3	9	25	3	3
1700	2458	73	2229	10	53	39	19	2	4	9	16	2	2
1800	2427	36	2286	15	37	18	13	1	3	0	9	3	6
1900	1899	29	1770	15	21	36	14	0	1	2	5	5	1
2000	1051	23	956	6	18	32	4	1	2	4	5	0	0
2100	824	6	762	2	16	19	6	2	3	3	5	0	0
2200	1269	16	1181	8	9	33	9	2	1	0	8	2	0
2300	460	6	408	1	14	19	0	1	1	4	6	0	0
07-19	25527	422	22513	138	984	404	276	35	103	193	325	61	73
06-22	30630	509	27048	167	1139	526	318	38	121	231	379	73	81
06-00	32359	531	28637	176	1162	578	327	41	123	235	393	75	81
00-00	33714	551	29664	182	1282	622	338	43	138	292	438	80	84

Monday, 03 April 2017

>PSL 50	>PSL% 50	>SL1 55 +5kph	>SL1% 55 +5kph	>SL2 60 +10kph	>SL2% 60 +10kph	Mean	Vpp 85	0 - 5	5 - 10	10 - 15	15 - 20	20 - 25	25 - 30
33	12.7	10	3.8	2	0.8	42.3	49	0	0	0	0	3	5
14	16.9	7	8.4	2	2.4	43	51.1	0	0	0	0	1	3
3	6.5	2	4.3	0	0	41.5	47.5	0	0	0	1	2	0
4	6.2	1	1.5	0	0	40.7	47.5	0	0	0	0	1	2
20	9.8	5	2.5	2	1	42.8	48.2	0	0	0	0	2	2
34	4.9	13	1.9	2	0.3	37.4	45.7	0	0	0	6	41	112
49	3.7	20	1.5	10	0.8	34.7	42.8	0	2	13	54	114	175
31	1.1	17	0.6	16	0.6	27.4	35.3	0	16	144	374	609	632
23	0.9	13	0.5	13	0.5	26.4	35.3	1	26	176	414	583	583
28	1.4	6	0.3	3	0.1	32.1	40	0	5	35	145	194	383
18	1	2	0.1	0	0	33.1	40.7	0	4	23	74	160	325
28	1.6	13	0.7	10	0.6	32.5	39.2	0	1	16	38	191	353
18	1	7	0.4	6	0.3	33.9	40.7	0	0	18	43	129	312
29	1.6	19	1	13	0.7	31	38.9	3	4	66	198	187	318
31	1.7	11	0.6	7	0.4	32.4	40	0	2	35	102	225	290
32	1.5	22	1.1	12	0.6	30.3	38.9	1	9	68	228	283	458
17	0.7	15	0.7	13	0.6	24.6	34.2	3	19	264	525	559	360
16	0.7	10	0.4	7	0.3	25.5	29.9	0	6	19	262	928	868
11	0.5	9	0.4	9	0.4	24.6	29.5	0	18	69	441	823	732
2	0.1	0	0	0	0	23.4	32.4	4	13	274	510	331	320
6	0.6	1	0.1	1	0.1	33.1	38.5	0	0	4	12	67	205
2	0.2	0	0	0	0	33.6	40	0	0	4	12	67	121
7	0.6	6	0.5	0	0	24.7	32.4	1	4	75	276	334	290
5	1.1	0	0	0	0	34.4	39.6	0	0	1	4	30	58
282	1.1	144	0.6	109	0.4	29	37.8	8	110	933	2844	4871	5614
341	1.1	165	0.5	120	0.4	29.2	37.8	12	125	1228	3432	5450	6435
353	1.1	171	0.5	120	0.4	29.1	37.8	13	129	1304	3712	5814	6783
461	1.4	209	0.6	128	0.4	29.5	38.5	13	129	1304	3719	5864	6907

Monday, 03 April 2017

Speed Bins (km/h)													
30 - 35	35 - 40	40 - 45	45 - 50	50 - 55	55 - 60	60 - 65	65 - 70	70 - 75	75 - 80	80 - 85	85 - 90	90 - 95	95 - 100
26	67	76	50	23	8	1	1	0	0	0	0	0	0
6	20	26	13	7	5	1	1	0	0	0	0	0	0
2	10	18	10	1	2	0	0	0	0	0	0	0	0
7	19	19	13	3	1	0	0	0	0	0	0	0	0
12	42	81	45	15	3	1	1	0	0	0	0	0	0
115	145	143	101	21	11	1	0	1	0	0	0	0	0
301	337	189	95	29	10	4	2	4	0	0	0	0	0
492	268	104	29	14	1	1	0	0	9	0	0	0	0
386	260	102	26	10	0	2	1	7	0	0	0	3	0
523	481	209	70	22	3	2	1	0	0	0	0	0	0
427	419	264	65	16	2	0	0	0	0	0	0	0	0
556	347	174	34	15	3	7	0	0	2	0	0	1	0
442	499	220	89	11	1	0	3	3	0	0	0	0	0
456	364	148	60	10	6	0	3	3	7	0	0	0	0
428	417	230	38	20	4	1	3	0	0	0	0	0	0
439	319	164	67	10	10	0	3	0	0	3	1	0	0
252	198	76	31	2	2	5	4	0	0	3	0	0	0
281	53	24	1	6	3	4	0	0	0	0	0	3	0
215	103	1	14	2	0	0	3	0	0	0	3	3	0
278	130	33	4	2	0	0	0	0	0	0	0	0	0
369	307	70	11	5	0	0	0	1	0	0	0	0	0
256	236	111	15	2	0	0	0	0	0	0	0	0	0
195	63	23	1	1	6	0	0	0	0	0	0	0	0
149	152	40	21	5	0	0	0	0	0	0	0	0	0
4897	3728	1716	524	138	35	22	21	13	18	6	4	10	0
6101	4738	2119	649	176	45	26	23	18	18	6	4	10	0
6445	4953	2182	671	182	51	26	23	18	18	6	4	10	0
6613	5256	2545	903	252	81	30	26	19	18	6	4	10	0

Monday, 03 April 2017

100 - 105	105 - 110	110 - 115	115 - 120	120 - 125	125 - 130	130 - 135	135 - 140
0	0	0	0	0	0	0	0
0	0	0	0	0	0	0	0
0	0	0	0	0	0	0	0
0	0	0	0	0	0	0	0
0	0	0	0	0	0	0	0
0	0	0	0	0	0	0	0
0	0	0	0	0	0	0	0
0	6	0	0	0	0	0	0
0	0	0	0	0	0	0	0
0	0	0	0	0	0	0	0
0	0	0	0	0	0	0	0
0	0	0	0	0	0	0	0
0	0	0	0	0	0	0	0
0	0	0	0	0	0	0	0
0	0	0	3	0	0	0	0
0	0	0	0	0	3	0	2
1	0	0	0	0	0	0	0
0	0	0	0	0	0	0	0
0	0	0	0	0	0	0	0
0	0	0	0	0	0	0	0
0	0	0	0	0	0	0	0
0	0	0	0	0	0	0	0
0	0	0	0	0	0	0	0
0	0	0	0	0	0	0	0
1	6	0	3	0	3	0	2
1	6	0	3	0	3	0	2
1	6	0	3	0	3	0	2
1	6	0	3	0	3	0	2

Tuesday, 04 April 2017

Time	Total	Classification											
		1	2	3	4	5	6	7	8	9	10	11	12
		MCL	SV	SVT	TB2	TB3	T4	ART3	ART4	ART5	ART6	BD	DRT
0000	277	5	240	3	15	9	1	0	0	1	3	0	0
0100	128	1	104	0	4	10	4	0	1	2	2	0	0
0200	49	3	33	0	3	2	1	1	1	3	2	0	0
0300	48	4	23	0	6	3	3	1	1	3	2	2	0
0400	201	1	160	1	16	4	1	1	2	6	9	0	0
0500	685	12	556	3	32	16	2	3	1	7	45	7	1
0600	1614	28	1391	6	77	30	14	4	2	11	36	10	5
0700	2711	37	2527	14	45	24	17	1	2	6	24	7	7
0800	2667	54	2485	13	54	17	14	1	4	5	14	3	3
0900	2163	40	1958	10	73	27	13	1	8	11	14	3	5
1000	1899	21	1629	14	108	39	32	0	4	17	19	6	10
1100	1878	26	1633	11	73	40	23	3	12	14	37	5	1
1200	1884	28	1633	12	91	41	17	3	5	13	33	3	5
1300	1806	28	1555	7	84	48	17	2	10	18	24	7	6
1400	1924	34	1646	9	105	33	26	2	17	16	28	3	5
1500	2164	40	1913	15	83	22	28	5	8	14	25	4	7
1600	2308	53	2073	10	71	31	21	1	4	9	22	3	10
1700	2314	67	2070	23	67	19	25	4	4	4	19	3	9
1800	2026	73	1783	24	54	22	16	3	7	8	17	10	9
1900	1416	50	1252	7	43	36	12	2	4	2	6	0	2
2000	866	32	746	5	34	21	7	1	2	1	15	2	0
2100	724	9	653	1	26	17	8	1	1	5	1	2	0
2200	494	12	425	2	19	20	3	0	3	4	6	0	0
2300	314	6	273	0	15	13	3	1	0	0	3	0	0
07-19	25744	501	22905	162	908	363	249	26	85	135	276	57	77
06-22	30364	620	26947	181	1088	467	290	34	94	154	334	71	84
06-00	31172	638	27645	183	1122	500	296	35	97	158	343	71	84
00-00	32560	664	28761	190	1198	544	308	41	103	180	406	80	85

Tuesday, 04 April 2017

>PSL 50	>PSL% 50	>SL1 55 +5kph	>SL1% 55 +5kph	>SL2 60 +10kph	>SL2% 60 +10kph	Mean	Vpp 85	0 - 5	5 - 10	10 - 15	15 - 20	20 - 25	25 - 30
11	4	2	0.7	1	0.4	37.6	42.5	0	0	1	1	15	9
16	12.5	6	4.7	1	0.8	42.5	48.2	0	0	0	1	2	8
7	14.3	2	4.1	2	4.1	42.6	49	0	0	0	1	1	2
5	10.4	2	4.2	1	2.1	43.6	48.6	0	0	0	1	0	0
17	8.5	5	2.5	1	0.5	42.4	47.9	0	0	0	0	1	2
47	6.9	18	2.6	1	0.1	37.9	45.7	0	0	3	1	28	87
29	1.8	3	0.2	0	0	33.9	41.8	0	1	13	42	115	322
36	1.3	24	0.9	12	0.4	28.9	37.1	0	17	105	337	509	499
31	1.2	14	0.5	12	0.4	26.5	35.6	2	34	231	450	537	494
33	1.5	14	0.6	4	0.2	30	38.5	4	23	95	190	312	404
44	2.3	12	0.6	8	0.4	33.8	41.8	0	1	15	131	156	282
23	1.2	4	0.2	2	0.1	31.3	40	0	11	85	181	177	285
47	2.5	15	0.8	6	0.3	33.9	41.8	0	6	26	68	198	304
29	1.6	18	1	16	0.9	31	40.3	1	35	53	180	202	392
43	2.2	19	1	14	0.7	32.6	40.7	0	3	28	117	200	396
21	1	5	0.2	1	0	28.8	38.2	0	20	141	292	370	338
22	1	11	0.5	3	0.1	28.2	38.5	0	2	113	457	374	402
63	2.7	41	1.8	21	0.9	28.4	38.2	2	4	202	361	449	312
39	1.9	19	0.9	8	0.4	31.2	40.7	0	7	76	219	254	348
58	4.1	13	0.9	7	0.5	38.2	44.3	0	0	2	9	65	96
37	4.3	10	1.2	5	0.6	39	45	0	0	1	6	14	48
35	4.8	12	1.7	5	0.7	40	45	0	0	0	1	9	24
29	5.9	3	0.6	0	0	41.2	46.8	0	0	0	0	1	8
26	8.3	10	3.2	3	1	42.8	47.9	0	0	0	2	0	5
431	1.7	196	0.8	107	0.4	30.1	39.2	9	163	1170	2983	3738	4456
590	1.9	234	0.8	124	0.4	31.2	40.7	9	164	1186	3041	3941	4946
645	2.1	247	0.8	127	0.4	31.5	41	9	164	1186	3043	3942	4959
748	2.3	282	0.9	134	0.4	31.8	41.4	9	164	1190	3048	3989	5067

Tuesday, 04 April 2017

Speed Bins (km/h)													
30 - 35	35 - 40	40 - 45	45 - 50	50 - 55	55 - 60	60 - 65	65 - 70	70 - 75	75 - 80	80 - 85	85 - 90	90 - 95	95 - 100
55	103	62	20	9	1	1	0	0	0	0	0	0	0
8	17	39	37	10	5	1	0	0	0	0	0	0	0
3	10	13	12	5	0	1	0	1	0	0	0	0	0
2	8	20	12	3	1	1	0	0	0	0	0	0	0
23	39	73	46	12	4	1	0	0	0	0	0	0	0
129	161	156	73	29	17	1	0	0	0	0	0	0	0
413	372	216	91	26	3	0	0	0	0	0	0	0	0
628	367	161	52	12	12	3	5	0	0	0	3	0	0
447	291	118	32	17	2	2	1	0	6	0	0	0	2
538	331	177	56	19	10	2	1	0	1	0	0	0	0
414	493	256	107	32	4	2	1	0	0	2	0	0	0
442	414	153	107	19	2	2	0	0	0	0	0	0	0
436	422	282	95	32	9	1	0	0	0	0	0	0	0
332	320	193	69	11	2	6	0	0	2	0	0	0	8
423	427	224	63	24	5	1	2	1	5	0	0	0	0
352	395	198	37	16	4	1	0	0	0	0	0	0	0
375	340	157	66	11	8	0	0	0	1	0	0	0	0
404	320	158	39	22	20	2	8	0	0	1	3	0	0
406	351	213	113	20	11	3	0	0	0	0	0	0	5
236	433	391	126	45	6	3	1	0	0	0	0	0	0
137	283	239	101	27	5	4	1	0	0	0	0	0	0
72	268	236	79	23	7	2	2	1	0	0	0	0	0
32	175	166	83	26	3	0	0	0	0	0	0	0	0
13	75	118	75	16	7	2	1	0	0	0	0	0	0
5197	4471	2290	836	235	89	25	18	1	15	3	6	0	15
6055	5827	3372	1233	356	110	34	22	2	15	3	6	0	15
6100	6077	3656	1391	398	120	36	23	2	15	3	6	0	15
6320	6415	4019	1591	466	148	42	23	3	15	3	6	0	15

Tuesday, 04 April 2017

100 - 105	105 - 110	110 - 115	115 - 120	120 - 125	125 - 130	130 - 135	135 - 140
0	0	0	0	0	0	0	0
0	0	0	0	0	0	0	0
0	0	0	0	0	0	0	0
0	0	0	0	0	0	0	0
0	0	0	0	0	0	0	0
0	0	0	0	0	0	0	0
0	0	0	0	0	0	0	0
1	0	0	0	0	0	0	0
0	0	0	0	0	0	0	1
0	0	0	0	0	0	0	0
0	0	0	3	0	0	0	0
0	0	0	0	0	0	0	0
3	0	2	0	0	0	0	0
0	0	0	0	0	0	0	0
5	0	0	0	0	0	0	0
0	0	0	0	0	0	0	0
0	0	0	0	0	0	2	0
0	0	0	0	0	0	0	7
0	0	0	0	0	0	0	0
0	0	3	0	0	0	0	0
0	0	0	0	0	0	0	0
0	0	0	0	0	0	0	0
0	0	0	0	0	0	0	0
0	0	0	0	0	0	0	0
9	0	2	3	0	0	2	8
9	0	5	3	0	0	2	8
9	0	5	3	0	0	2	8
9	0	5	3	0	0	2	8

Wednesday, 05 April 2017

Time	Total	Classification											
		1	2	3	4	5	6	7	8	9	10	11	12
		MCL	SV	SVT	TB2	TB3	T4	ART3	ART4	ART5	ART6	BD	DRT
0000	194	4	156	1	12	14	3	1	1	0	2	0	0
0100	92	1	79	0	5	1	2	1	0	1	2	0	0
0200	41	3	26	0	5	4	0	0	0	2	1	0	0
0300	77	3	50	0	11	7	2	0	1	2	1	0	0
0400	191	1	159	0	15	2	1	1	1	5	6	0	0
0500	628	16	504	2	31	13	7	1	6	10	33	3	2
0600	1585	25	1358	10	47	26	34	0	4	16	58	6	1
0700	2666	37	2482	9	46	18	20	3	5	11	28	4	3
0800	2656	45	2476	15	31	33	17	1	7	8	18	4	1
0900	2342	30	2152	10	85	14	13	1	8	8	12	1	8
1000	2003	22	1755	9	129	21	14	1	12	23	12	1	4
1100	2002	21	1812	3	91	17	13	3	12	16	11	0	3
1200	1957	15	1699	9	127	13	22	3	10	22	24	3	10
1300	2043	8	1835	3	109	11	19	3	12	25	14	2	2
1400	1921	13	1657	15	148	15	19	0	11	21	18	2	2
1500	2104	25	1867	11	137	6	8	3	10	19	12	2	4
1600	2049	23	1849	18	93	15	16	1	5	14	9	3	3
1700	2225	17	2053	14	98	9	9	4	4	2	11	2	2
1800	1985	19	1833	15	72	10	7	3	5	10	9	2	0
1900	1318	6	1208	11	65	8	8	3	1	4	3	0	1
2000	858	3	791	4	44	5	2	0	4	2	3	0	0
2100	670	2	600	4	48	8	2	0	3	2	1	0	0
2200	489	2	451	1	22	6	3	0	1	2	1	0	0
2300	373	0	333	2	26	6	0	0	1	3	2	0	0
07-19	25953	275	23470	131	1166	182	177	26	101	179	178	26	42
06-22	30384	311	27427	160	1370	229	223	29	113	203	243	32	44
06-00	31246	313	28211	163	1418	241	226	29	115	208	246	32	44
00-00	32469	341	29185	166	1497	282	241	33	124	228	291	35	46

Wednesday, 05 April 2017

>PSL 50	>PSL% 50	>SL1 55 +5kph	>SL1% 55 +5kph	>SL2 60 +10kph	>SL2% 60 +10kph	Mean	Vpp 85	0 - 5	5 - 10	10 - 15	15 - 20	20 - 25	25 - 30
17	8.8	6	3.1	2	1	40.6	47.5	1	0	1	1	3	4
14	15.2	3	3.3	1	1.1	42.9	49.7	0	0	0	0	1	2
3	7.3	1	2.4	0	0	37.7	45.4	0	0	0	0	4	5
8	10.4	3	3.9	1	1.3	41.9	47.9	0	0	0	1	1	1
18	9.4	8	4.2	3	1.6	42	47.5	0	0	1	1	1	4
36	5.7	8	1.3	5	0.8	38	46.1	0	0	0	6	26	99
33	2.1	9	0.6	6	0.4	34.5	42.1	0	0	6	34	125	304
30	1.1	24	0.9	14	0.5	26.8	36	2	18	205	472	530	529
34	1.3	19	0.7	16	0.6	27.9	36.4	0	9	114	444	489	611
30	1.3	10	0.4	3	0.1	28.7	37.4	0	9	70	315	400	498
20	1	4	0.2	1	0	31	39.2	2	13	80	109	242	392
10	0.5	4	0.2	0	0	28	38.9	2	17	130	382	301	281
30	1.5	3	0.2	1	0.1	33.1	40.7	1	3	20	62	206	383
39	1.9	22	1.1	15	0.7	31.7	39.2	3	3	61	114	239	439
20	1	5	0.3	1	0.1	32.4	40.3	1	0	20	112	219	429
29	1.4	20	1	9	0.4	29.2	40	2	1	54	405	391	315
22	1.1	10	0.5	6	0.3	25.8	35.3	10	7	117	437	578	360
24	1.1	14	0.6	13	0.6	28.3	38.5	10	7	121	299	502	426
17	0.9	11	0.6	10	0.5	29.8	39.2	9	3	69	267	332	275
66	5	17	1.3	0	0	39.2	45.7	3	2	0	10	25	55
38	4.4	6	0.7	3	0.3	40.7	46.4	0	0	2	7	3	16
68	10.1	17	2.5	4	0.6	42.4	48.2	1	2	0	1	6	15
61	12.5	15	3.1	6	1.2	43.6	49.3	1	0	2	0	1	5
65	17.4	16	4.3	5	1.3	44.1	50	0	0	0	0	0	4
305	1.2	146	0.6	89	0.3	29.2	38.5	42	90	1061	3418	4429	4938
510	1.7	195	0.6	102	0.3	30.6	40.3	46	94	1069	3470	4588	5328
636	2	226	0.7	113	0.4	30.9	41	47	94	1071	3470	4589	5337
732	2.3	255	0.8	125	0.4	31.3	41.4	48	94	1073	3479	4625	5452

Wednesday, 05 April 2017

Speed Bins (km/h)													
30 - 35	35 - 40	40 - 45	45 - 50	50 - 55	55 - 60	60 - 65	65 - 70	70 - 75	75 - 80	80 - 85	85 - 90	90 - 95	95 - 100
31	49	54	33	11	4	1	1	0	0	0	0	0	0
5	27	29	14	11	2	1	0	0	0	0	0	0	0
5	7	12	5	2	1	0	0	0	0	0	0	0	0
10	14	27	15	5	2	1	0	0	0	0	0	0	0
15	44	70	37	10	5	1	1	1	0	0	0	0	0
80	130	162	89	28	3	1	2	2	0	0	0	0	0
405	316	278	84	24	3	0	1	0	0	0	0	5	0
402	322	114	42	6	10	0	5	6	0	0	0	0	0
452	349	119	35	15	3	5	0	5	0	0	0	0	6
483	354	149	34	20	7	3	0	0	0	0	0	0	0
536	347	202	60	16	3	1	0	0	0	0	0	0	0
379	243	206	51	6	4	0	0	0	0	0	0	0	0
477	456	232	87	27	2	1	0	0	0	0	0	0	0
448	455	187	55	17	7	0	5	8	0	0	0	0	1
388	426	215	91	15	4	0	0	0	0	0	0	1	0
327	290	240	50	9	11	1	1	2	0	0	2	0	0
201	191	91	35	12	4	0	0	2	0	0	0	0	0
274	335	177	50	10	1	5	0	0	3	2	0	0	0
416	357	179	61	6	1	1	3	1	1	0	0	4	0
210	417	348	182	49	17	0	0	0	0	0	0	0	0
93	243	303	153	32	3	3	0	0	0	0	0	0	0
31	155	262	129	51	13	1	2	0	0	0	0	0	0
26	90	167	136	46	9	4	2	0	0	0	0	0	0
17	73	123	91	49	11	5	0	0	0	0	0	0	0
4783	4125	2111	651	159	57	17	14	24	4	2	2	5	7
5522	5256	3302	1199	315	93	21	17	24	4	2	2	10	7
5565	5419	3592	1426	410	113	30	19	24	4	2	2	10	7
5711	5690	3946	1619	477	130	35	23	27	4	2	2	10	7

Wednesday, 05 April 2017

100 - 105	105 - 110	110 - 115	115 - 120	120 - 125	125 - 130	130 - 135	135 - 140
0	0	0	0	0	0	0	0
0	0	0	0	0	0	0	0
0	0	0	0	0	0	0	0
0	0	0	0	0	0	0	0
0	0	0	0	0	0	0	0
0	0	0	0	0	0	0	0
0	0	0	0	0	0	0	0
0	0	0	3	0	0	0	0
0	0	0	0	0	0	0	0
0	0	0	0	0	0	0	0
0	0	0	0	0	0	0	0
0	0	0	0	0	0	0	0
0	0	0	0	0	0	0	0
0	0	0	1	0	0	0	0
0	0	0	0	0	0	0	0
0	3	0	0	0	0	0	0
0	0	0	0	0	0	0	4
0	0	3	0	0	0	0	0
0	0	0	0	0	0	0	0
0	0	0	0	0	0	0	0
0	0	0	0	0	0	0	0
0	0	1	0	0	0	0	0
0	0	0	0	0	0	0	0
0	0	0	0	0	0	0	0
0	3	3	4	0	0	0	4
0	3	4	4	0	0	0	4
0	3	4	4	0	0	0	4
0	3	4	4	0	0	0	4

Thursday, 06 April 2017

Time	Total	Classification											
		1	2	3	4	5	6	7	8	9	10	11	12
		MCL	SV	SVT	TB2	TB3	T4	ART3	ART4	ART5	ART6	BD	DRT
0000	188	1	152	3	21	4	0	0	1	2	3	1	0
0100	102	0	79	1	16	1	2	0	1	2	0	0	0
0200	55	0	42	1	8	0	1	1	1	0	1	0	0
0300	84	1	64	1	9	5	0	0	2	1	1	0	0
0400	211	1	165	1	29	3	0	0	6	3	3	0	0
0500	531	3	413	2	53	10	1	0	5	25	18	0	1
0600	1348	19	1148	3	90	14	9	1	9	28	22	1	4
0700	2160	23	2000	8	74	15	7	2	5	14	7	2	3
0800	2321	27	2184	8	59	11	9	4	6	7	2	1	3
0900	1890	17	1670	15	121	11	8	1	9	19	14	2	3
1000	1953	14	1684	12	146	14	9	2	21	24	20	3	4
1100	1787	12	1523	13	144	8	13	1	22	28	13	3	7
1200	1974	23	1719	18	135	13	9	2	10	23	11	7	4
1300	1852	15	1600	12	137	15	11	5	9	26	16	3	3
1400	1925	20	1684	14	149	12	10	0	10	15	9	0	2
1500	1913	34	1682	12	116	8	16	3	13	15	11	0	3
1600	2047	27	1846	13	95	13	16	8	6	8	12	1	2
1700	2020	22	1884	14	76	1	5	1	3	5	4	3	2
1800	1727	43	1610	14	43	4	1	3	2	3	4	0	0
1900	1405	16	1297	3	81	2	2	0	1	2	0	0	1
2000	837	3	747	4	67	8	1	0	2	3	2	0	0
2100	704	4	653	1	41	3	0	0	0	1	1	0	0
2200	698	11	645	2	34	1	0	1	2	1	1	0	0
2300	395	6	337	1	43	1	0	0	4	3	0	0	0
07-19	23569	277	21086	153	1295	125	114	32	116	187	123	25	36
06-22	27863	319	24931	164	1574	152	126	33	128	221	148	26	41
06-00	28956	336	25913	167	1651	154	126	34	134	225	149	26	41
00-00	30127	342	26828	176	1787	177	130	35	150	258	175	27	42

Thursday, 06 April 2017

>PSL 50	>PSL% 50	>SL1 55 +5kph	>SL1% 55 +5kph	>SL2 60 +10kph	>SL2% 60 +10kph	Mean	Vpp 85	0 - 5	5 - 10	10 - 15	15 - 20	20 - 25	25 - 30
25	13.3	6	3.2	3	1.6	42.8	49	1	0	0	0	0	4
12	11.8	7	6.9	4	3.9	43.5	48.6	0	0	0	0	0	1
9	16.4	1	1.8	0	0	43.7	50.8	0	0	0	0	1	1
21	25	4	4.8	1	1.2	45.3	51.1	0	0	0	0	1	3
39	18.5	11	5.2	1	0.5	44.7	50.8	0	0	0	0	0	2
74	13.9	15	2.8	6	1.1	41.5	49.3	0	0	0	0	9	46
44	3.3	14	1	3	0.2	35.2	44.3	6	5	14	40	71	223
10	0.5	7	0.3	3	0.1	26.7	36	15	31	192	294	440	372
10	0.4	2	0.1	2	0.1	26.6	34.9	19	32	128	295	577	501
23	1.2	5	0.3	0	0	31.1	40	10	9	43	135	322	305
24	1.2	13	0.7	5	0.3	34.3	41.8	2	7	17	68	145	228
29	1.6	8	0.4	3	0.2	33.5	41.8	3	1	7	80	206	300
13	0.7	5	0.3	1	0.1	31.7	39.2	11	4	18	72	328	398
21	1.1	5	0.3	4	0.2	33.3	40.3	7	2	23	66	185	273
27	1.4	11	0.6	8	0.4	32.5	40.7	9	5	16	102	288	285
12	0.6	12	0.6	12	0.6	25	32.8	17	18	60	394	633	342
4	0.2	1	0	1	0	24.8	30.2	13	6	35	354	715	576
3	0.1	2	0.1	2	0.1	25.8	32	12	14	64	238	601	582
0	0	0	0	0	0	22.2	27.7	28	31	64	522	571	346
11	0.8	6	0.4	6	0.4	29.3	38.2	13	13	15	160	298	228
6	0.7	0	0	0	0	36.4	42.1	3	0	0	0	15	88
4	0.6	2	0.3	1	0.1	34.4	40.3	3	0	0	6	35	106
4	0.6	1	0.1	0	0	28.4	36	7	7	6	77	119	193
19	4.8	7	1.8	1	0.3	38.7	45	4	0	1	7	11	14
176	0.7	71	0.3	41	0.2	28.9	38.2	146	160	667	2620	5011	4508
241	0.9	93	0.3	51	0.2	29.6	38.9	171	178	696	2826	5430	5153
264	0.9	101	0.3	52	0.2	29.7	38.9	182	185	703	2910	5560	5360
444	1.5	145	0.5	67	0.2	30.2	39.6	183	185	703	2910	5571	5417

Thursday, 06 April 2017

Speed Bins (km/h)													
30 - 35	35 - 40	40 - 45	45 - 50	50 - 55	55 - 60	60 - 65	65 - 70	70 - 75	75 - 80	80 - 85	85 - 90	90 - 95	95 - 100
12	39	66	41	19	3	3	0	0	0	0	0	0	0
9	21	33	26	5	3	1	3	0	0	0	0	0	0
0	13	17	14	8	1	0	0	0	0	0	0	0	0
2	9	21	27	17	3	1	0	0	0	0	0	0	0
13	22	77	58	28	10	0	1	0	0	0	0	0	0
74	82	126	120	59	9	3	2	1	0	0	0	0	0
328	259	221	137	30	11	2	1	0	0	0	0	0	0
410	259	113	24	3	4	3	0	0	0	0	0	0	0
407	243	94	15	8	0	0	0	0	0	0	2	0	0
387	384	216	56	18	5	0	0	0	0	0	0	0	0
554	523	258	127	11	8	4	0	0	0	0	0	0	0
384	404	286	87	21	5	1	0	0	0	0	2	0	0
405	470	196	59	8	4	1	0	0	0	0	0	0	0
501	479	222	73	16	1	0	0	0	0	0	2	0	2
451	408	249	85	16	3	0	0	0	0	8	0	0	0
245	120	52	20	0	0	9	0	0	0	0	0	0	0
243	76	20	5	3	0	0	0	1	0	0	0	0	0
362	108	33	3	1	0	0	0	0	2	0	0	0	0
102	57	3	3	0	0	0	0	0	0	0	0	0	0
270	265	110	22	5	0	6	0	0	0	0	0	0	0
225	284	166	50	6	0	0	0	0	0	0	0	0	0
237	200	94	19	2	1	1	0	0	0	0	0	0	0
157	90	28	10	3	1	0	0	0	0	0	0	0	0
56	121	117	45	12	6	0	0	0	1	0	0	0	0
4451	3531	1742	557	105	30	18	0	1	2	8	6	0	2
5511	4539	2333	785	148	42	27	1	1	2	8	6	0	2
5724	4750	2478	840	163	49	27	1	1	3	8	6	0	2
5834	4936	2818	1126	299	78	35	7	2	3	8	6	0	2

Thursday, 06 April 2017

100 - 105	105 - 110	110 - 115	115 - 120	120 - 125	125 - 130	130 - 135	135 - 140
0	0	0	0	0	0	0	0
0	0	0	0	0	0	0	0
0	0	0	0	0	0	0	0
0	0	0	0	0	0	0	0
0	0	0	0	0	0	0	0
0	0	0	0	0	0	0	0
0	0	0	0	0	0	0	0
0	0	0	0	0	0	0	0
0	0	0	0	0	0	0	0
0	0	0	0	0	0	0	0
1	0	0	0	0	0	0	0
0	0	0	0	0	0	0	0
0	0	0	0	0	0	0	0
0	0	0	0	0	0	0	0
0	0	0	0	0	0	0	0
0	1	2	0	0	0	0	0
0	0	0	0	0	0	0	0
0	0	0	0	0	0	0	0
0	0	0	0	0	0	0	0
0	0	0	0	0	0	0	0
0	0	0	0	0	0	0	0
0	0	0	0	0	0	0	0
0	0	0	0	0	0	0	0
0	0	0	0	0	0	0	0
1	1	2	0	0	0	0	0
1	1	2	0	0	0	0	0
1	1	2	0	0	0	0	0
1	1	2	0	0	0	0	0

Friday, 07 April 2017

Time	Total	Classification											
		1	2	3	4	5	6	7	8	9	10	11	12
		MCL	SV	SVT	TB2	TB3	T4	ART3	ART4	ART5	ART6	BD	DRT
0000	236	1	206	0	27	1	0	0	0	1	0	0	0
0100	97	0	81	0	13	2	0	0	0	1	0	0	0
0200	52	0	39	1	9	1	0	0	2	0	0	0	0
0300	66	0	46	1	15	1	0	0	0	3	0	0	0
0400	173	1	128	1	29	1	0	1	7	4	1	0	0
0500	406	8	283	1	55	6	0	0	11	22	18	1	1
0600	1162	37	971	4	69	12	4	3	9	27	23	1	2
0700	1928	38	1767	6	73	7	4	2	6	14	9	1	1
0800	1865	29	1705	11	72	7	9	4	4	15	7	1	1
0900	1612	24	1429	13	91	7	12	0	12	17	6	1	0
1000	1612	38	1431	9	87	7	8	1	6	14	9	1	1
1100	1582	27	1357	8	113	13	13	2	8	24	10	2	5
1200	1467	36	1282	8	84	11	8	3	9	17	6	1	2
1300	1311	38	1159	9	61	7	10	2	2	11	8	1	3
1400	1361	37	1223	5	56	5	5	2	7	14	5	0	2
1500	1075	47	969	4	36	4	3	2	2	3	5	0	0
1600	1157	34	1085	2	24	3	2	1	1	2	2	1	0
1700	1771	37	1647	2	67	3	3	0	3	5	2	1	1
1800	1427	19	1309	6	78	4	1	2	2	3	3	0	0
1900	1467	38	1347	5	65	2	4	1	2	1	1	0	1
2000	820	10	766	1	43	0	0	0	0	0	0	0	0
2100	609	10	561	0	30	5	0	0	1	2	0	0	0
2200	627	10	589	0	25	1	1	0	0	1	0	0	0
2300	274	6	243	0	19	2	0	1	3	0	0	0	0
07-19	18168	404	16363	83	842	78	78	21	62	139	72	10	16
06-22	22226	499	20008	93	1049	97	86	25	74	169	96	11	19
06-00	23127	515	20840	93	1093	100	87	26	77	170	96	11	19
00-00	24157	525	21623	97	1241	112	87	27	97	201	115	12	20

Friday, 07 April 2017

>PSL 50	>PSL% 50	>SL1 55 +5kph	>SL1% 55 +5kph	>SL2 60 +10kph	>SL2% 60 +10kph	Mean	Vpp 85	0 - 5	5 - 10	10 - 15	15 - 20	20 - 25	25 - 30
23	9.7	4	1.7	1	0.4	42	47.9	0	0	0	0	1	6
18	18.6	2	2.1	2	2.1	43.8	50.8	0	0	0	0	1	1
7	13.5	1	1.9	0	0	43.2	49	0	0	0	0	0	1
14	21.2	5	7.6	2	3	44.7	52.2	0	0	0	0	0	1
23	13.3	10	5.8	3	1.7	43.8	49.7	0	0	0	0	0	1
30	7.4	8	2	3	0.7	37.3	45.7	2	1	0	4	22	49
36	3.1	15	1.3	6	0.5	32.6	42.5	20	14	31	62	96	226
17	0.9	7	0.4	1	0.1	27.5	36.4	24	26	70	257	433	361
10	0.5	3	0.2	0	0	28.9	37.4	17	12	61	224	273	435
11	0.7	1	0.1	0	0	31.4	39.2	18	9	30	101	159	309
27	1.7	13	0.8	10	0.6	29.9	40.3	17	40	95	200	177	225
25	1.6	10	0.6	8	0.5	32.7	40.3	15	11	25	65	189	271
11	0.7	3	0.2	0	0	29.4	38.5	24	35	55	123	153	318
4	0.3	2	0.2	0	0	28.5	37.4	31	27	49	71	278	254
19	1.4	18	1.3	7	0.5	26.8	35.6	46	37	103	127	289	223
4	0.4	2	0.2	2	0.2	24.7	34.9	47	49	50	137	311	180
6	0.5	5	0.4	1	0.1	23.8	31.3	66	29	77	181	237	312
0	0	0	0	0	0	26.5	33.1	26	19	69	158	397	566
10	0.7	3	0.2	0	0	30.4	38.2	16	5	24	125	162	285
5	0.3	1	0.1	0	0	28.3	35.6	33	6	41	94	267	407
9	1.1	2	0.2	2	0.2	34.4	40.7	8	1	0	14	28	138
16	2.6	3	0.5	1	0.2	36.1	42.1	10	0	4	8	10	50
4	0.6	1	0.2	1	0.2	30.5	38.2	11	4	3	26	90	141
13	4.7	3	1.1	1	0.4	37.7	45.4	4	2	2	0	19	16
144	0.8	67	0.4	29	0.2	28.6	37.8	347	299	708	1769	3058	3739
210	0.9	88	0.4	38	0.2	29.2	38.2	418	320	784	1947	3459	4560
227	1	92	0.4	40	0.2	29.3	38.2	433	326	789	1973	3568	4717
342	1.4	122	0.5	51	0.2	29.8	38.9	435	327	789	1977	3592	4776

Friday, 07 April 2017

Speed Bins (km/h)													
30 - 35	35 - 40	40 - 45	45 - 50	50 - 55	55 - 60	60 - 65	65 - 70	70 - 75	75 - 80	80 - 85	85 - 90	90 - 95	95 - 100
25	45	87	49	19	3	1	0	0	0	0	0	0	0
9	21	19	28	16	0	1	1	0	0	0	0	0	0
4	10	17	13	6	1	0	0	0	0	0	0	0	0
5	15	11	20	9	3	1	0	1	0	0	0	0	0
12	33	57	47	13	7	2	0	0	1	0	0	0	0
96	74	86	42	22	5	3	0	0	0	0	0	0	0
215	241	152	69	21	9	1	2	0	0	0	0	3	0
328	300	77	35	10	6	1	0	0	0	0	0	0	0
376	298	118	41	7	3	0	0	0	0	0	0	0	0
388	387	153	47	10	1	0	0	0	0	0	0	0	0
288	296	196	51	14	3	7	0	0	0	0	0	0	0
357	381	182	61	15	2	0	0	0	0	8	0	0	0
327	270	112	39	8	3	0	0	0	0	0	0	0	0
259	229	81	28	2	2	0	0	0	0	0	0	0	0
247	197	53	20	1	11	2	0	0	0	0	0	0	0
139	107	40	11	2	0	1	0	0	0	0	0	1	0
144	85	15	5	1	4	0	0	0	0	0	0	1	0
328	168	35	5	0	0	0	0	0	0	0	0	0	0
367	314	103	16	7	3	0	0	0	0	0	0	0	0
340	201	57	16	4	1	0	0	0	0	0	0	0	0
241	232	127	22	7	0	0	2	0	0	0	0	0	0
142	231	108	30	13	2	1	0	0	0	0	0	0	0
173	111	53	11	3	0	1	0	0	0	0	0	0	0
38	71	78	31	10	2	1	0	0	0	0	0	0	0
3548	3032	1165	359	77	38	11	0	0	0	8	0	2	0
4486	3937	1609	496	122	50	13	4	0	0	8	0	5	0
4697	4119	1740	538	135	52	15	4	0	0	8	0	5	0
4848	4317	2017	737	220	71	23	5	1	1	8	0	5	0

Friday, 07 April 2017

100 - 105	105 - 110	110 - 115	115 - 120	120 - 125	125 - 130	130 - 135	135 - 140
0	0	0	0	0	0	0	0
0	0	0	0	0	0	0	0
0	0	0	0	0	0	0	0
0	0	0	0	0	0	0	0
0	0	0	0	0	0	0	0
0	0	0	0	0	0	0	0
0	0	0	0	0	0	0	0
0	0	0	0	0	0	0	0
0	0	0	0	0	0	0	0
0	0	0	0	0	0	0	0
3	0	0	0	0	0	0	0
0	0	0	0	0	0	0	0
0	0	0	0	0	0	0	0
0	0	0	0	0	0	0	0
2	0	3	0	0	0	0	0
0	0	0	0	0	0	0	0
0	0	0	0	0	0	0	0
0	0	0	0	0	0	0	0
0	0	0	0	0	0	0	0
0	0	0	0	0	0	0	0
0	0	0	0	0	0	0	0
0	0	0	0	0	0	0	0
0	0	0	0	0	0	0	0
0	0	0	0	0	0	0	0
5	0	3	0	0	0	0	0
5	0	3	0	0	0	0	0
5	0	3	0	0	0	0	0
5	0	3	0	0	0	0	0

Virtual Day (7)

Time	Total	Classification											
		1	2	3	4	5	6	7	8	9	10	11	12
		MCL	SV	SVT	TB2	TB3	T4	ART3	ART4	ART5	ART6	BD	DRT
0000	265	4	224	2	21	8	2	0	0	1	3	0	0
0100	122	2	102	0	9	4	2	0	1	1	1	0	0
0200	57	2	44	0	5	2	1	0	1	1	1	0	0
0300	72	2	52	0	9	3	1	0	1	2	1	0	0
0400	174	1	137	1	19	5	1	0	3	4	4	0	0
0500	501	8	387	2	37	13	3	1	5	19	24	2	1
0600	1165	21	964	5	71	22	13	1	6	23	32	4	3
0700	1907	30	1735	8	60	19	13	2	5	13	17	3	3
0800	1963	32	1798	9	57	22	14	2	6	9	10	3	2
0900	1755	30	1550	10	81	26	15	2	7	12	15	2	4
1000	1686	25	1458	10	99	26	18	2	9	17	14	3	5
1100	1680	27	1455	8	93	25	17	2	11	17	17	3	4
1200	1744	28	1520	12	95	24	14	3	8	16	18	4	4
1300	1791	27	1581	11	81	23	16	4	8	16	17	3	4
1400	1752	25	1540	10	94	23	15	2	9	14	15	2	3
1500	1732	31	1535	10	81	20	14	3	7	11	15	2	4
1600	1799	32	1630	10	64	20	14	2	4	7	12	2	3
1700	2004	37	1836	12	67	17	12	2	3	4	8	2	3
1800	1813	33	1663	15	54	15	9	3	4	5	8	2	3
1900	1439	26	1310	10	52	20	8	2	2	3	4	1	1
2000	876	13	788	4	43	16	3	0	2	2	4	0	0
2100	652	7	591	2	29	12	4	1	1	3	2	0	0
2200	670	9	611	3	23	13	3	1	1	1	4	0	0
2300	425	5	374	2	26	10	2	0	2	2	2	0	0
07-19	21624	357	19300	125	926	260	171	27	81	140	165	30	41
06-22	25756	424	22953	146	1121	331	199	32	92	169	208	35	46
06-00	26851	438	23938	150	1171	354	204	33	95	173	214	36	46
00-00	28042	456	24883	155	1270	390	214	35	105	201	247	39	47

Virtual Day (7)

>PSL 50	>PSL% 50	>SL1 55 +5kph	>SL1% 55 +5kph	>SL2 60 +10kph	>SL2% 60 +10kph	Mean	Vpp 85	0 - 5	5 - 10	10 - 15	15 - 20	20 - 25	25 - 30
21	8	6	2.1	1	0.5	40.5	46.8	0	0	0	1	6	9
16	13.2	5	4.4	2	1.4	42.7	49.3	0	0	0	1	1	3
8	13.9	2	4.2	1	1.2	42.7	49.3	0	0	0	0	1	1
12	16.5	4	5.2	1	1.4	43.6	50.4	0	0	0	0	1	1
19	11	6	3.7	2	0.9	42.4	48.6	0	0	1	0	2	3
37	7.4	11	2.2	3	0.7	38.6	46.8	0	0	1	3	22	64
36	3.1	11	1	5	0.4	34.6	42.8	4	3	11	34	82	206
35	1.8	18	1	9	0.5	28.7	38.2	6	15	102	248	363	349
37	1.9	15	0.8	8	0.4	28.8	38.9	6	16	102	262	356	387
40	2.3	13	0.7	4	0.2	32.2	41.4	5	8	40	128	205	290
33	2	10	0.6	4	0.2	33.5	41.8	3	10	36	92	143	237
30	1.8	11	0.6	7	0.4	32.7	41.4	3	7	41	117	176	249
31	1.8	8	0.5	3	0.2	33.7	41.4	5	7	22	62	163	283
26	1.5	13	0.7	9	0.5	32.4	40.3	6	11	39	104	191	301
25	1.5	11	0.6	5	0.3	31.7	40.3	8	13	49	110	235	288
25	1.5	13	0.8	7	0.4	30.1	40.3	10	14	55	218	296	262
20	1.1	10	0.5	4	0.2	27.8	38.2	13	9	87	284	379	340
23	1.2	14	0.7	8	0.4	27.8	36.7	7	8	79	247	501	458
19	1	9	0.5	5	0.3	28.3	37.8	8	12	53	278	384	347
29	2	9	0.6	4	0.3	31	41.4	8	9	65	155	186	209
18	2.1	4	0.5	2	0.2	36.5	43.2	2	0	2	7	28	108
22	3.4	7	1.1	3	0.5	37.4	43.6	2	0	2	5	21	54
20	2.9	5	0.7	1	0.2	31.1	42.5	3	8	25	72	94	110
23	5.5	7	1.6	2	0.4	36	45.4	1	1	6	16	37	45
345	1.6	144	0.7	74	0.3	30.6	40	79	130	705	2150	3392	3791
450	1.7	176	0.7	88	0.3	31.1	40.7	95	143	785	2351	3710	4368
493	1.8	187	0.7	91	0.3	31.2	40.7	99	152	816	2439	3841	4523
606	2.2	222	0.8	100	0.4	31.6	41	100	152	818	2444	3874	4605

Virtual Day (7)

Speed Bins (km/h)													
30 - 35	35 - 40	40 - 45	45 - 50	50 - 55	55 - 60	60 - 65	65 - 70	70 - 75	75 - 80	80 - 85	85 - 90	90 - 95	95 - 100
34	70	81	43	16	4	1	0	0	0	0	0	0	0
7	26	43	24	11	4	1	1	0	0	0	0	0	0
3	12	19	13	6	2	0	0	0	0	0	0	0	0
5	12	21	19	8	3	1	0	0	0	0	0	0	0
14	33	62	39	13	5	1	1	0	0	0	0	0	0
78	100	121	75	26	8	2	1	1	0	0	0	0	0
266	253	188	82	24	7	1	1	1	0	0	0	1	0
341	261	132	54	17	10	2	2	1	1	0	0	0	0
324	271	145	57	22	7	3	1	2	1	0	0	0	1
377	365	216	82	27	9	2	1	0	0	0	1	0	0
376	409	252	94	23	6	2	0	0	0	0	0	0	0
367	365	239	86	20	4	3	0	1	0	1	0	0	1
386	445	258	83	23	5	1	1	1	0	0	0	0	0
407	426	215	64	13	4	2	1	2	1	0	0	0	2
372	378	210	64	15	5	1	1	0	1	1	0	0	0
287	313	197	55	12	7	3	1	1	0	1	0	0	0
260	239	124	45	11	5	1	1	0	0	0	0	0	0
313	217	113	37	9	6	2	1	0	1	1	1	0	0
287	255	121	48	10	4	2	1	0	0	0	0	1	1
253	271	186	68	20	5	2	0	0	1	0	0	0	0
203	263	178	66	14	2	1	0	0	0	0	0	0	0
135	208	152	51	15	4	1	1	0	0	0	0	0	0
107	102	85	45	15	3	1	0	0	0	0	0	0	0
72	90	85	47	17	5	1	0	0	0	0	0	0	0
4096	3944	2222	768	200	71	23	11	7	6	4	4	3	4
4953	4940	2926	1035	274	88	28	14	9	7	4	5	4	4
5133	5132	3096	1126	306	97	31	15	9	7	4	5	4	4
5274	5385	3444	1339	384	122	37	17	10	7	5	5	4	4

Virtual Day (7)

100 - 105	105 - 110	110 - 115	115 - 120	120 - 125	125 - 130	130 - 135	135 - 140
0	0	0	0	0	0	0	0
0	0	0	0	0	0	0	0
0	0	0	0	0	0	0	0
0	0	0	0	0	0	0	0
0	0	0	0	0	0	0	0
0	0	0	0	0	0	0	0
0	0	0	0	0	0	0	0
0	1	0	0	0	0	0	0
0	0	0	0	0	0	0	0
0	0	0	0	0	0	0	0
1	0	0	0	0	0	0	0
0	0	0	0	0	0	0	0
0	0	0	0	0	0	0	0
0	0	0	0	0	0	0	0
1	0	0	0	0	0	0	0
0	1	0	0	0	0	0	0
0	0	0	0	0	0	0	1
0	0	0	0	0	0	0	1
0	0	0	0	0	0	0	0
0	0	0	0	0	0	0	0
0	0	0	0	0	0	0	0
0	0	0	0	0	0	0	0
0	0	0	0	0	0	0	0
0	0	0	0	0	0	0	0
3	2	1	1	0	1	0	2
3	2	2	2	0	1	0	2
3	2	2	2	0	1	0	2
3	2	2	2	0	1	0	2

Virtual Week (1)

Time	Total	Classification											
		1	2	3	4	5	6	7	8	9	10	11	12
		MCL	SV	SVT	TB2	TB3	T4	ART3	ART4	ART5	ART6	BD	DRT
Mon	33714	551	29664	182	1282	622	338	43	138	292	438	80	84
Tue	32560	664	28761	190	1198	544	308	41	103	180	406	80	85
Wed	32469	341	29185	166	1497	282	241	33	124	228	291	35	46
Thu	30127	342	26828	176	1787	177	130	35	150	258	175	27	42
Fri	24157	525	21623	97	1241	112	87	27	97	201	115	12	20
|Sat	24447	346	21583	173	1144	494	216	30	65	162	184	18	32
|Sun	18821	424	16537	104	743	496	175	37	61	88	118	18	20
5 Day Ave.	30605	485	27212	162	1401	347	221	36	122	232	285	47	55
7 Day Ave.	28042	456	24883	155	1270	390	214	35	105	201	247	39	47
--	196295	3193	174181	1088	8892	2727	1495	246	738	1409	1727	270	329

Virtual Week (1)

>PSL 50	>PSL% 50	>SL1 55 +5kph	>SL1% 55 +5kph	>SL2 60 +10kph	>SL2% 60 +10kph	Mean	Vpp 85	0 - 5	5 - 10	10 - 15	15 - 20	20 - 25	25 - 30
461	1.4	209	0.6	128	0.4	29.5	38.5	13	129	1304	3719	5864	6907
748	2.3	282	0.9	134	0.4	31.8	41.4	9	164	1190	3048	3989	5067
732	2.3	255	0.8	125	0.4	31.3	41.4	48	94	1073	3479	4625	5452
444	1.5	145	0.5	67	0.2	30.2	39.6	183	185	703	2910	5571	5417
342	1.4	122	0.5	51	0.2	29.8	38.9	435	327	789	1977	3592	4776
612	2.5	232	0.9	94	0.4	32.6	42.1	12	159	617	1795	3025	3578
906	4.8	310	1.6	104	0.6	39	45	0	8	52	181	454	1041
545	1.8	203	0.7	101	0.3	30.5	40.0	138	180	1012	3027	4728	5524
606	2.2	222	0.8	100	0.4	31.6	41.0	100	152	818	2444	3874	4605
4245	2.2	1555	0.8	703	0.4	31.6	41.0	700	1066	5728	17109	27120	32238

Virtual Week (1)

Speed Bins (km/h)													
30 - 35	35 - 40	40 - 45	45 - 50	50 - 55	55 - 60	60 - 65	65 - 70	70 - 75	75 - 80	80 - 85	85 - 90	90 - 95	95 - 100
6613	5256	2545	903	252	81	30	26	19	18	6	4	10	0
6320	6415	4019	1591	466	148	42	23	3	15	3	6	0	15
5711	5690	3946	1619	477	130	35	23	27	4	2	2	10	7
5834	4936	2818	1126	299	78	35	7	2	3	8	6	0	2
4848	4317	2017	737	220	71	23	5	1	1	8	0	5	0
4798	5104	3456	1291	380	138	38	14	12	8	3	8	0	7
2794	5977	5304	2104	596	206	55	21	4	1	2	7	3	0
5865	5323	3069	1195	343	102	33	17	10	8	5	4	5	5
5274	5385	3444	1339	384	122	37	17	10	7	5	5	4	4
36918	37695	24105	9371	2690	852	258	119	68	50	32	33	28	31

Virtual Week (1)

100 - 105	105 - 110	110 - 115	115 - 120	120 - 125	125 - 130	130 - 135	135 - 140
1	6	0	3	0	3	0	2
9	0	5	3	0	0	2	8
0	3	4	4	0	0	0	4
1	1	2	0	0	0	0	0
5	0	3	0	0	0	0	0
0	1	0	3	0	0	0	0
5	0	0	1	0	4	1	0
3	2	3	2	0	1	0	3
3	2	2	2	0	1	0	2
21	11	14	14	0	7	3	14

Site B
Location R131, west of JTC Site 3
Direction Eastbound/Westbound

7352 / Ringsend
April 2017
Automatic Traffic Count

Saturday, 01 April 2017

Time	Total	Classification												>PSL	>PSL%	>SL1	>SL1%	>SL2	>SL2%	Mean	Vpp
		1	2	3	4	5	6	7	8	9	10	11	12	50	50	55	55	60	60		85
		MCL	SV	SVT	TB2	TB3	T4	ART3	ART4	ART5	ART6	BD	DRT			+5kph	+5kph	+10kph	+10kph		
0000	174	1	161	0	8	3	0	0	0	1	0	0	0	111	63.8	72	41.4	37	21.3	53.1	61.6
0100	92	1	83	0	4	1	0	0	1	1	1	0	0	71	77.2	49	53.3	29	31.5	55.4	63
0200	39	0	36	0	3	0	0	0	0	0	0	0	0	27	69.2	25	64.1	15	38.5	56.5	65.5
0300	25	0	23	1	1	0	0	0	0	0	0	0	0	19	76	18	72	9	36	57.6	64.1
0400	66	0	57	0	3	0	0	0	3	2	1	0	0	48	72.7	32	48.5	17	25.8	55.7	63.4
0500	111	2	88	0	10	0	3	0	3	2	3	0	0	87	78.4	51	45.9	31	27.9	55.4	64.4
0600	204	9	147	1	25	3	2	0	4	5	7	1	0	148	72.5	98	48	61	29.9	55.6	64.1
0700	405	15	335	2	34	1	3	0	3	7	5	0	0	312	77	236	58.3	122	30.1	56	64.4
0800	791	14	659	5	59	3	5	0	12	20	10	2	2	439	55.5	241	30.5	98	12.4	50.9	59
0900	958	14	855	8	48	4	9	0	2	12	6	0	0	535	55.8	285	29.7	120	12.5	50.7	58.7
1000	1025	20	921	1	53	5	5	0	2	14	3	0	1	469	45.8	232	22.6	79	7.7	49.3	57.2
1100	1205	18	1088	8	53	5	12	0	7	4	10	0	0	504	41.8	227	18.8	70	5.8	47.7	55.8
1200	1189	24	1095	5	57	1	3	0	2	1	1	0	0	603	50.7	281	23.6	96	8.1	49	56.9
1300	1480	8	1410	7	42	1	4	2	2	0	4	0	0	241	16.3	85	5.7	25	1.7	39.2	50.4
1400	1374	15	1295	13	37	2	4	2	2	1	2	1	0	116	8.4	18	1.3	2	0.1	32	46.4
1500	1062	10	1011	3	33	1	0	0	1	2	1	0	0	423	39.8	196	18.5	63	5.9	47.3	55.8
1600	936	13	887	2	26	1	4	0	2	0	1	0	0	391	41.8	175	18.7	54	5.8	47.9	55.8
1700	1321	7	1252	12	33	7	8	0	1	1	0	0	0	246	18.6	97	7.3	29	2.2	37.7	51.1
1800	1070	5	1021	2	32	5	3	0	1	1	0	0	0	410	38.3	198	18.5	66	6.2	43.7	55.8
1900	696	3	669	3	20	1	0	0	0	0	0	0	0	364	52.3	171	24.6	60	8.6	50.3	56.9
2000	485	3	464	2	13	0	1	0	1	1	0	0	0	233	48	138	28.5	66	13.6	50.2	59
2100	227	3	214	0	7	0	0	0	0	3	0	0	0	141	62.1	61	26.9	20	8.8	51.5	58
2200	287	6	270	0	7	0	0	0	3	1	0	0	0	145	50.5	95	33.1	38	13.2	51.5	58.7
2300	332	0	320	0	10	1	0	0	1	0	0	0	0	187	56.3	98	29.5	42	12.7	51.9	58.7
07-19	12816	163	11829	68	507	36	60	4	37	63	43	3	3	4689	36.6	2271	17.7	824	6.4	44.6	55.8
06-22	14428	181	13323	74	572	40	63	4	42	72	50	4	3	5575	38.6	2739	19	1031	7.1	45.3	56.2
06-00	15047	187	13913	74	589	41	63	4	46	73	50	4	3	5907	39.3	2932	19.5	1111	7.4	45.6	56.2
00-00	15554	191	14361	75	618	45	66	4	53	79	55	4	3	6270	40.3	3179	20.4	1249	8	45.9	56.5

B
R131, west of JTC Site 3
Eastbound/Westbound
Saturday, 01 April 2017

7352 / Ringsend
April 2017
Automatic Traffic Count

Speed Bins (km/h)																											
0 - 5	5 - 10	10 - 15	15 - 20	20 - 25	25 - 30	30 - 35	35 - 40	40 - 45	45 - 50	50 - 55	55 - 60	60 - 65	65 - 70	70 - 75	75 - 80	80 - 85	85 - 90	90 - 95	95 - 100	100 - 105	105 - 110	110 - 115	115 - 120	120 - 125	125 - 130	130 - 135	135 - 140
0	0	0	0	0	0	1	14	19	29	39	35	19	12	5	0	0	1	0	0	0	0	0	0	0	0	0	0
0	0	0	0	0	0	0	5	4	12	22	20	19	8	2	0	0	0	0	0	0	0	0	0	0	0	0	0
0	0	0	0	0	0	0	2	1	9	2	10	8	6	1	0	0	0	0	0	0	0	0	0	0	0	0	0
0	0	0	0	0	0	1	0	3	2	1	9	5	2	0	1	1	0	0	0	0	0	0	0	0	0	0	0
0	0	0	0	0	0	1	0	1	16	16	15	9	6	1	1	0	0	0	0	0	0	0	0	0	0	0	0
0	0	0	0	1	0	1	3	7	12	36	20	15	7	6	2	1	0	0	0	0	0	0	0	0	0	0	0
0	0	0	0	3	1	0	3	14	35	50	37	37	12	3	3	3	1	1	0	1	0	0	0	0	0	0	0
0	0	0	1	0	3	1	12	22	54	76	114	62	45	8	4	2	0	1	0	0	0	0	0	0	0	0	0
0	0	0	0	3	3	18	52	101	175	198	143	63	27	7	1	0	0	0	0	0	0	0	0	0	0	0	0
0	0	0	2	6	16	23	37	139	200	250	165	73	37	10	0	0	0	0	0	0	0	0	0	0	0	0	0
0	0	1	0	9	8	13	72	178	275	237	153	51	21	5	0	1	0	1	0	0	0	0	0	0	0	0	0
0	0	2	13	11	35	51	79	174	336	277	157	56	12	2	0	0	0	0	0	0	0	0	0	0	0	0	0
0	1	2	9	13	9	37	88	167	260	322	185	71	20	5	0	0	0	0	0	0	0	0	0	0	0	0	0
2	10	48	73	93	87	146	209	272	299	156	60	18	3	2	1	0	1	0	0	0	0	0	0	0	0	0	0
2	39	157	132	132	119	169	184	178	146	98	16	2	0	0	0	0	0	0	0	0	0	0	0	0	0	0	0
0	0	3	12	4	36	47	83	174	280	227	133	44	13	3	1	1	0	0	1	0	0	0	0	0	0	0	0
0	0	0	4	6	18	52	76	140	249	216	121	33	14	5	2	0	0	0	0	0	0	0	0	0	0	0	0
0	8	73	45	94	166	154	164	179	192	149	68	20	8	1	0	0	0	0	0	0	0	0	0	0	0	0	0
0	12	64	44	43	21	52	58	145	221	212	132	42	16	5	1	0	2	0	0	0	0	0	0	0	0	0	0
0	0	0	1	4	1	7	40	100	179	193	111	37	15	5	3	0	0	0	0	0	0	0	0	0	0	0	0
0	0	0	0	0	4	13	35	70	130	95	72	52	11	3	0	0	0	0	0	0	0	0	0	0	0	0	0
0	0	0	0	1	2	1	6	22	54	80	41	14	3	2	1	0	0	0	0	0	0	0	0	0	0	0	0
0	0	0	0	0	0	2	11	48	81	50	57	20	11	6	1	0	0	0	0	0	0	0	0	0	0	0	0
0	0	0	1	0	0	0	9	35	100	89	56	22	14	4	1	0	0	1	0	0	0	0	0	0	0	0	0
4	70	350	335	414	521	763	1114	1869	2687	2418	1447	535	216	53	10	4	3	2	1	0	0	0	0	0	0	0	0
4	70	350	336	422	529	784	1198	2075	3085	2836	1708	675	257	66	17	7	4	3	1	1	0	0	0	0	0	0	0
4	70	350	337	422	529	786	1218	2158	3266	2975	1821	717	282	76	19	7	4	4	1	1	0	0	0	0	0	0	0
4	70	350	337	423	529	790	1242	2193	3346	3091	1930	792	323	91	23	9	5	4	1	1	0	0	0	0	0	0	0

Sunday, 02 April 2017

Time	Total	Classification												>PSL	>PSL%	>SL1	>SL1%	>SL2	>SL2%	Mean	Vpp
		1	2	3	4	5	6	7	8	9	10	11	12	50	50	55	55	60	60		85
		MCL	SV	SVT	TB2	TB3	T4	ART3	ART4	ART5	ART6	BD	DRT			+5kph	+5kph	+10kph	+10kph		
0000	155	2	144	0	9	0	0	0	0	0	0	0	0	109	70.3	77	49.7	36	23.2	54.8	62.3
0100	86	0	81	0	5	0	0	0	0	0	0	0	0	59	68.6	34	39.5	17	19.8	53.3	62.3
0200	31	0	29	0	2	0	0	0	0	0	0	0	0	23	74.2	17	54.8	10	32.3	57	66.2
0300	23	0	20	0	2	0	0	0	0	1	0	0	0	16	69.6	13	56.5	6	26.1	56.3	67
0400	45	0	43	0	2	0	0	0	0	0	0	0	0	35	77.8	26	57.8	16	35.6	57.6	63.7
0500	70	2	66	0	1	0	0	0	0	0	1	0	0	63	90	49	70	31	44.3	59.4	67.3
0600	131	3	122	0	5	0	0	0	0	1	0	0	0	104	79.4	73	55.7	46	35.1	56.5	65.2
0700	224	9	196	1	14	0	0	0	2	0	2	0	0	160	71.4	112	50	67	29.9	54.6	64.1
0800	335	12	291	0	25	0	2	0	3	1	1	0	0	264	78.8	167	49.9	90	26.9	55	63
0900	695	30	633	3	20	0	4	0	0	2	1	0	2	373	53.7	236	34	104	15	49.9	59.8
1000	929	46	847	5	19	0	8	0	1	1	2	0	0	442	47.6	226	24.3	81	8.7	47.9	57.2
1100	944	43	881	1	13	0	5	0	0	0	0	0	1	474	50.2	214	22.7	70	7.4	48.4	56.9
1200	1093	35	1032	3	15	2	3	0	2	0	1	0	0	473	43.3	202	18.5	67	6.1	47.2	55.8
1300	1177	31	1116	5	15	1	5	0	1	1	1	0	1	533	45.3	238	20.2	69	5.9	48.5	56.5
1400	1073	28	1026	5	10	0	2	0	0	2	0	0	0	489	45.6	204	19	65	6.1	48.2	55.8
1500	1080	24	1034	2	11	4	5	0	0	0	0	0	0	534	49.4	256	23.7	95	8.8	49.1	56.9
1600	1044	23	981	13	16	3	6	0	1	1	0	0	0	471	45.1	232	22.2	86	8.2	47.7	56.9
1700	969	10	923	5	22	3	2	0	0	1	2	1	0	448	46.2	230	23.7	88	9.1	48.4	57.2
1800	928	16	870	3	26	4	2	0	0	2	4	1	0	440	47.4	203	21.9	78	8.4	49.7	57.2
1900	758	8	725	3	19	3	0	0	0	0	0	0	0	432	57	226	29.8	85	11.2	51.3	58.3
2000	540	5	520	3	8	1	0	0	1	2	0	0	0	329	60.9	176	32.6	71	13.1	52.1	59
2100	396	9	378	1	6	1	0	0	1	0	0	0	0	244	61.6	120	30.3	60	15.2	52.3	59.8
2200	250	3	238	0	3	1	0	0	3	1	1	0	0	159	63.6	106	42.4	59	23.6	54	63.4
2300	152	4	139	0	6	1	0	0	1	0	1	0	0	115	75.7	76	50	32	21.1	55.2	61.9
07-19	10491	307	9830	46	206	17	44	0	10	11	14	2	4	5101	48.6	2520	24	960	9.2	48.8	57.2
06-22	12316	332	11575	53	244	22	44	0	12	14	14	2	4	6210	50.4	3115	25.3	1222	9.9	49.3	57.6
06-00	12718	339	11952	53	253	24	44	0	16	15	16	2	4	6484	51	3297	25.9	1313	10.3	49.4	58
00-00	13128	343	12335	53	274	24	44	0	16	16	17	2	4	6789	51.7	3513	26.8	1429	10.9	49.6	58

Sunday, 02 April 2017

Speed Bins (km/h)																												
0 - 5	5 - 10	10 - 15	15 - 20	20 - 25	25 - 30	30 - 35	35 - 40	40 - 45	45 - 50	50 - 55	55 - 60	60 - 65	65 - 70	70 - 75	75 - 80	80 - 85	85 - 90	90 - 95	95 - 100	100 - 105	105 - 110	110 - 115	115 - 120	120 - 125	125 - 130	130 - 135	135 - 140
0	0	0	0	1	1	0	0	15	29	32	41	22	6	4	3	1	0	0	0	0	0	0	0	0	0	0	0
0	0	0	0	0	1	0	5	6	15	25	17	9	5	3	0	0	0	0	0	0	0	0	0	0	0	0	0
0	0	0	0	0	0	0	0	2	6	6	7	4	2	4	0	0	0	0	0	0	0	0	0	0	0	0	0
0	0	0	0	0	0	0	0	2	5	3	7	2	2	1	1	0	0	0	0	0	0	0	0	0	0	0	0
0	0	0	0	0	0	1	0	0	9	9	10	9	4	2	1	0	0	0	0	0	0	0	0	0	0	0	0
0	0	0	0	1	0	0	0	0	6	14	18	15	10	3	1	1	0	0	1	0	0	0	0	0	0	0	0
0	0	0	1	0	0	0	1	7	18	31	27	23	14	5	4	0	0	0	0	0	0	0	0	0	0	0	0
0	0	0	1	4	1	1	4	13	40	48	45	38	22	5	1	0	1	0	0	0	0	0	0	0	0	0	0
0	0	0	0	5	3	3	2	20	38	97	77	54	23	9	0	4	0	0	0	0	0	0	0	0	0	0	0
0	0	1	1	21	30	24	26	68	151	137	132	68	21	11	2	1	1	0	0	0	0	0	0	0	0	0	0
0	0	0	15	30	29	35	69	103	206	216	145	54	20	5	2	0	0	0	0	0	0	0	0	0	0	0	0
0	0	4	2	15	39	25	70	118	197	260	144	50	14	6	0	0	0	0	0	0	0	0	0	0	0	0	0
0	0	8	14	23	29	30	100	169	247	271	135	44	14	8	0	0	1	0	0	0	0	0	0	0	0	0	0
0	0	2	10	17	13	19	82	210	291	295	169	45	19	4	0	1	0	0	0	0	0	0	0	0	0	0	0
0	0	3	7	17	26	41	71	137	282	285	139	44	18	3	0	0	0	0	0	0	0	0	0	0	0	0	0
0	0	6	10	11	13	34	62	152	258	278	161	62	27	3	1	1	1	0	0	0	0	0	0	0	0	0	0
0	0	2	9	18	27	52	96	158	211	239	146	62	16	8	0	0	0	0	0	0	0	0	0	0	0	0	0
0	0	2	6	11	15	41	94	137	215	218	142	67	14	7	0	0	0	0	0	0	0	0	0	0	0	0	0
0	0	1	1	2	6	14	65	151	248	237	125	59	9	3	1	1	0	1	4	0	0	0	0	0	0	0	0
0	0	0	0	1	0	7	33	117	168	206	141	64	16	2	2	0	0	0	0	1	0	0	0	0	0	0	0
0	0	0	1	3	2	11	14	40	140	153	105	43	17	9	1	0	0	0	1	0	0	0	0	0	0	0	0
0	0	0	1	0	0	0	10	46	95	124	60	41	13	3	1	2	0	0	0	0	0	0	0	0	0	0	0
0	0	0	0	0	0	0	6	30	55	53	47	30	21	6	1	1	0	0	0	0	0	0	0	0	0	0	0
0	0	0	0	0	1	0	2	6	28	39	44	15	11	4	1	1	0	0	0	0	0	0	0	0	0	0	0
0	0	29	76	174	231	319	741	1436	2384	2581	1560	647	217	72	7	8	4	1	4	0	0	0	0	0	0	0	0
0	0	29	79	178	233	337	799	1646	2805	3095	1893	818	277	91	15	10	4	1	5	1	0	0	0	0	0	0	0
0	0	29	79	178	234	337	807	1682	2888	3187	1984	863	309	101	17	12	4	1	5	1	0	0	0	0	0	0	0
0	0	29	79	180	236	338	812	1707	2958	3276	2084	924	338	118	23	14	4	1	6	1	0	0	0	0	0	0	0

Monday, 03 April 2017

Time	Total	Classification												>PSL	>PSL%	>SL1	>SL1%	>SL2	>SL2%	Mean	Vpp
		1	2	3	4	5	6	7	8	9	10	11	12	50	50	55	55	60	60		85
		MCL	SV	SVT	TB2	TB3	T4	ART3	ART4	ART5	ART6	BD	DRT			+5kph	+5kph	+10kph	+10kph		
0000	109	4	96	0	8	0	0	0	0	1	0	0	0	92	84.4	64	58.7	44	40.4	58.1	66.2
0100	28	1	24	0	1	0	0	1	1	0	0	0	0	26	92.9	23	82.1	13	46.4	60.5	69.1
0200	10	0	9	0	0	0	0	0	1	0	0	0	0	10	100	9	90	7	70	63.1	-
0300	12	1	8	0	2	0	0	0	1	0	0	0	0	10	83.3	7	58.3	5	41.7	59.1	67
0400	94	0	76	0	4	1	0	0	2	8	3	0	0	84	89.4	71	75.5	40	42.6	59.8	67.7
0500	250	3	189	1	13	2	0	0	12	15	15	0	0	197	78.8	140	56	75	30	56.8	63.7
0600	690	25	556	3	35	7	1	0	13	31	16	1	2	369	53.5	193	28	93	13.5	50.6	59
0700	1895	41	1634	13	110	11	8	1	14	27	23	5	8	393	20.7	124	6.5	33	1.7	43.8	51.1
0800	1862	48	1627	20	96	7	10	1	16	20	9	7	1	291	15.6	83	4.5	20	1.1	41.1	50
0900	1514	33	1288	11	106	13	5	0	13	24	17	1	3	543	35.9	192	12.7	67	4.4	46.7	54
1000	1157	14	964	5	90	10	5	1	10	31	25	2	0	486	42	234	20.2	75	6.5	48	56.2
1100	1075	13	858	5	92	9	15	0	17	39	22	4	1	417	38.8	172	16	55	5.1	47.6	55.1
1200	1056	16	836	2	75	9	9	0	22	52	29	1	5	409	38.7	159	15.1	62	5.9	47.3	54.7
1300	1167	12	977	3	80	11	7	0	14	34	25	3	1	421	36.1	177	15.2	51	4.4	46.7	54.7
1400	1086	10	853	3	91	12	7	0	22	55	27	2	4	474	43.6	210	19.3	63	5.8	48.5	55.4
1500	1420	19	1193	3	95	9	11	0	20	40	23	4	3	401	28.2	140	9.9	51	3.6	45.1	52.9
1600	1603	27	1427	10	67	17	5	0	8	23	14	0	5	293	18.3	93	5.8	29	1.8	35.3	50.8
1700	1675	39	1528	13	45	13	12	2	2	8	9	1	3	158	9.4	52	3.1	17	1	29.1	46.8
1800	1285	41	1165	10	46	5	4	0	0	5	5	3	1	454	35.3	215	16.7	75	5.8	45.3	55.4
1900	891	20	835	6	22	1	1	0	2	0	4	0	0	417	46.8	219	24.6	79	8.9	49.2	57.2
2000	538	15	496	2	12	3	3	0	1	4	2	0	0	315	58.6	177	32.9	72	13.4	51.6	59.4
2100	388	5	365	2	5	4	0	0	3	1	3	0	0	233	60.1	141	36.3	54	13.9	52.6	59
2200	439	9	412	0	10	1	1	0	2	3	1	0	0	271	61.7	135	30.8	51	11.6	51.7	58.3
2300	141	4	127	0	7	0	0	0	1	0	2	0	0	100	70.9	67	47.5	33	23.4	54.8	63.4
07-19	16795	313	14350	98	993	126	98	5	158	358	228	33	35	4740	28.2	1851	11	598	3.6	43	53.3
06-22	19302	378	16602	111	1067	141	103	5	177	394	253	34	37	6074	31.5	2581	13.4	896	4.6	44	54.4
06-00	19882	391	17141	111	1084	142	104	5	180	397	256	34	37	6445	32.4	2783	14	980	4.9	44.2	54.4
00-00	20385	400	17543	112	1112	145	104	6	197	421	274	34	37	6864	33.7	3097	15.2	1164	5.7	44.5	55.1

Monday, 03 April 2017

Speed Bins (km/h)																												
0 - 5	5 - 10	10 - 15	15 - 20	20 - 25	25 - 30	30 - 35	35 - 40	40 - 45	45 - 50	50 - 55	55 - 60	60 - 65	65 - 70	70 - 75	75 - 80	80 - 85	85 - 90	90 - 95	95 - 100	100 - 105	105 - 110	110 - 115	115 - 120	120 - 125	125 - 130	130 - 135	135 - 140
0	0	0	0	0	0	0	0	4	13	28	20	23	11	5	3	1	0	1	0	0	0	0	0	0	0	0	0
0	0	0	0	0	0	0	0	0	2	3	10	7	2	2	1	1	0	0	0	0	0	0	0	0	0	0	0
0	0	0	0	0	0	0	0	0	0	1	2	4	2	1	0	0	0	0	0	0	0	0	0	0	0	0	0
0	0	0	0	0	0	0	0	1	1	3	2	2	2	0	1	0	0	0	0	0	0	0	0	0	0	0	0
0	0	0	0	0	0	0	1	2	7	13	31	21	8	7	1	2	0	0	1	0	0	0	0	0	0	0	0
0	0	0	0	0	0	0	0	10	43	57	65	41	19	8	4	0	2	1	0	0	0	0	0	0	0	0	0
0	0	0	10	12	6	14	25	71	183	176	100	51	23	9	7	0	2	0	0	0	1	0	0	0	0	0	0
0	0	1	27	77	76	91	188	453	589	269	91	20	10	1	0	2	0	0	0	0	0	0	0	0	0	0	0
2	0	9	50	95	131	152	263	443	426	208	63	13	1	6	0	0	0	0	0	0	0	0	0	0	0	0	0
0	0	0	8	21	38	54	132	315	403	351	125	53	11	0	3	0	0	0	0	0	0	0	0	0	0	0	0
0	0	0	6	9	31	52	68	203	302	252	159	56	14	2	2	0	0	1	0	0	0	0	0	0	0	0	0
0	0	3	5	3	25	37	70	215	300	245	117	43	8	3	1	0	0	0	0	0	0	0	0	0	0	0	0
1	0	0	2	4	23	55	110	179	273	250	97	48	7	4	1	0	0	0	0	0	2	0	0	0	0	0	0
0	0	1	1	10	28	76	133	209	288	244	126	37	8	3	2	1	0	0	0	0	0	0	0	0	0	0	0
0	0	0	0	1	10	47	90	169	295	264	147	48	10	4	1	0	0	0	0	0	0	0	0	0	0	0	0
0	3	8	4	14	41	104	178	279	388	261	89	40	7	4	0	0	0	0	0	0	0	0	0	0	0	0	0
0	50	112	155	175	165	74	144	168	267	200	64	25	4	0	0	0	0	0	0	0	0	0	0	0	0	0	0
0	44	129	385	314	174	104	60	130	177	106	35	9	7	1	0	0	0	0	0	0	0	0	0	0	0	0	0
2	0	2	11	30	65	104	154	217	246	239	140	50	21	2	2	0	0	0	0	0	0	0	0	0	0	0	0
0	0	1	2	5	8	24	85	131	218	198	140	53	19	3	2	2	0	0	0	0	0	0	0	0	0	0	0
0	0	3	1	4	1	7	13	71	123	138	105	48	15	7	1	1	0	0	0	0	0	0	0	0	0	0	0
0	0	0	0	1	1	0	9	42	102	92	87	31	14	3	5	1	0	0	0	0	0	0	0	0	0	0	0
0	0	0	0	1	4	7	19	53	84	136	84	24	19	3	4	1	0	0	0	0	0	0	0	0	0	0	0
0	0	0	0	1	0	0	2	12	26	33	34	20	7	4	2	0	0	0	0	0	0	0	0	0	0	0	0
5	97	265	654	753	807	950	1590	2980	3954	2889	1253	442	108	30	12	3	0	1	0	0	2	0	0	0	0	0	0
5	97	269	667	775	823	995	1722	3295	4580	3493	1685	625	179	52	27	7	2	1	0	0	3	0	0	0	0	0	0
5	97	269	667	777	827	1002	1743	3360	4690	3662	1803	669	205	59	33	8	2	1	0	0	3	0	0	0	0	0	0
5	97	269	667	777	827	1002	1744	3377	4756	3767	1933	767	249	82	43	12	4	3	1	0	3	0	0	0	0	0	0

Tuesday, 04 April 2017

Time	Total	Classification												>PSL	>PSL%	>SL1	>SL1%	>SL2	>SL2%	Mean	Vpp
		1	2	3	4	5	6	7	8	9	10	11	12	50	50	55	55	60	60		85
		MCL	SV	SVT	TB2	TB3	T4	ART3	ART4	ART5	ART6	BD	DRT			+5kph	+5kph	+10kph	+10kph		
0000	85	3	72	0	6	0	0	0	3	1	0	0	0	69	81.2	54	63.5	34	40	57.4	64.8
0100	52	0	47	0	2	0	0	0	3	0	0	0	0	49	94.2	39	75	26	50	60.2	67.7
0200	13	1	8	0	2	0	0	0	1	0	1	0	0	12	92.3	11	84.6	9	69.2	63.5	74.9
0300	19	2	11	0	3	0	0	0	2	0	1	0	0	18	94.7	14	73.7	9	47.4	61.9	71.3
0400	87	0	76	0	5	0	0	0	4	1	1	0	0	76	87.4	56	64.4	40	46	59.6	67
0500	214	5	174	0	14	1	1	0	4	9	6	0	0	178	83.2	121	56.5	70	32.7	56.8	64.8
0600	798	24	639	0	40	6	2	0	22	35	28	2	0	454	56.9	237	29.7	99	12.4	51.4	59
0700	1957	36	1711	21	91	16	14	1	15	25	21	1	5	296	15.1	98	5	29	1.5	41.6	49.7
0800	1968	53	1748	22	77	11	8	0	5	17	22	5	0	175	8.9	54	2.7	13	0.7	37.4	47.2
0900	1637	28	1426	11	95	15	8	3	8	19	19	4	1	482	29.4	178	10.9	46	2.8	44.6	53.6
1000	1337	13	1128	8	98	6	6	0	23	29	22	1	3	456	34.1	176	13.2	50	3.7	46	54.4
1100	1125	10	916	6	89	9	8	0	16	37	31	1	2	415	36.9	175	15.6	62	5.5	47.5	55.1
1200	1186	11	969	9	105	18	6	0	9	33	24	1	1	463	39	211	17.8	76	6.4	46.3	55.4
1300	1165	8	951	4	99	4	7	0	20	44	25	1	2	382	32.8	168	14.4	59	5.1	46.6	54.7
1400	1205	11	989	7	78	10	9	1	23	41	33	1	2	425	35.3	197	16.3	75	6.2	47.1	55.4
1500	1426	26	1207	9	85	7	14	2	22	35	16	1	2	436	30.6	210	14.7	80	5.6	45.2	54.7
1600	1723	24	1521	14	77	14	11	0	10	25	16	4	7	301	17.5	128	7.4	45	2.6	37.4	50.8
1700	1603	60	1432	24	51	9	9	0	4	5	7	1	1	333	20.8	137	8.5	43	2.7	40.6	52.2
1800	1342	44	1226	15	37	8	4	0	1	2	4	0	1	466	34.7	189	14.1	73	5.4	45.9	54.4
1900	957	25	883	3	31	6	4	0	1	1	3	0	0	467	48.8	225	23.5	86	9	49.2	56.9
2000	573	27	513	4	22	3	1	0	1	1	1	0	0	307	53.6	151	26.4	55	9.6	50.7	57.6
2100	495	9	463	3	11	3	0	0	1	4	1	0	0	277	56	137	27.7	55	11.1	51.1	58.3
2200	291	12	263	1	7	2	0	0	2	3	0	1	0	199	68.4	113	38.8	66	22.7	53.9	62.3
2300	149	5	137	1	3	1	0	0	1	1	0	0	0	113	75.8	78	52.3	43	28.9	56.3	64.4
07-19	17674	324	15224	150	982	127	104	7	156	312	240	21	27	4630	26.2	1921	10.9	651	3.7	43.2	53.3
06-22	20497	409	17722	160	1086	145	111	7	181	353	273	23	27	6135	29.9	2671	13	946	4.6	44.2	54
06-00	20937	426	18122	162	1096	148	111	7	184	357	273	24	27	6447	30.8	2862	13.7	1055	5	44.5	54.4
00-00	21407	437	18510	162	1128	149	112	7	201	368	282	24	27	6849	32	3157	14.7	1243	5.8	44.8	54.7

Tuesday, 04 April 2017

Speed Bins (km/h)																												
0 - 5	5 - 10	10 - 15	15 - 20	20 - 25	25 - 30	30 - 35	35 - 40	40 - 45	45 - 50	50 - 55	55 - 60	60 - 65	65 - 70	70 - 75	75 - 80	80 - 85	85 - 90	90 - 95	95 - 100	100 - 105	105 - 110	110 - 115	115 - 120	120 - 125	125 - 130	130 - 135	135 - 140
0	0	0	1	0	0	1	1	2	11	15	20	19	8	5	1	1	0	0	0	0	0	0	0	0	0	0	0
0	0	0	0	0	0	0	0	3	0	10	13	12	8	5	1	0	0	0	0	0	0	0	0	0	0	0	0
0	0	0	0	0	0	0	0	0	1	1	2	5	1	0	3	0	0	0	0	0	0	0	0	0	0	0	0
0	0	0	0	0	0	0	0	0	1	4	5	1	4	3	0	1	0	0	0	0	0	0	0	0	0	0	0
0	0	0	0	0	0	0	0	4	7	20	16	17	13	5	2	1	1	0	1	0	0	0	0	0	0	0	0
0	0	0	0	1	0	1	0	10	24	57	51	39	23	5	1	1	0	0	1	0	0	0	0	0	0	0	0
0	0	0	4	1	4	9	16	122	188	217	138	63	18	15	2	0	0	1	0	0	0	0	0	0	0	0	0
0	2	5	7	55	164	229	294	490	415	198	69	18	5	2	1	0	1	0	0	0	0	0	0	2	0	0	0
0	9	41	97	111	218	256	333	412	316	121	41	9	2	1	1	0	0	0	0	0	0	0	0	0	0	0	0
0	1	12	27	29	77	122	156	292	439	304	132	31	10	2	3	0	0	0	0	0	0	0	0	0	0	0	0
1	0	9	4	29	52	73	76	270	367	280	126	40	9	1	0	0	0	0	0	0	0	0	0	0	0	0	0
0	0	0	4	13	31	36	71	203	352	240	113	39	19	4	0	0	0	0	0	0	0	0	0	0	0	0	0
0	0	6	31	24	37	63	84	177	301	252	135	54	17	3	2	0	0	0	0	0	0	0	0	0	0	0	0
0	0	1	1	7	18	67	159	214	316	214	109	36	9	10	2	0	1	0	1	0	0	0	0	0	0	0	0
0	0	0	2	10	22	71	144	220	311	228	122	39	19	13	2	0	1	0	0	0	0	1	0	0	0	0	0
0	0	1	13	20	82	121	180	237	336	226	130	53	18	3	1	0	4	0	0	0	0	0	0	1	0	0	0
0	3	40	124	182	181	214	219	228	231	173	83	31	12	0	2	0	0	0	0	0	0	0	0	0	0	0	0
0	0	12	49	86	159	178	266	268	252	196	94	30	6	4	2	0	1	0	0	0	0	0	0	0	0	0	0
0	0	0	5	26	52	99	147	255	292	277	116	54	11	7	0	0	0	1	0	0	0	0	0	0	0	0	0
0	0	1	14	7	22	12	67	110	257	242	139	57	18	6	4	0	1	0	0	0	0	0	0	0	0	0	0
0	0	1	3	3	5	10	17	83	144	156	96	31	10	6	4	0	0	3	0	1	0	0	0	0	0	0	0
0	0	0	1	0	5	8	19	64	121	140	82	34	12	4	2	2	1	0	0	0	0	0	0	0	0	0	0
0	0	0	1	1	0	0	7	21	62	86	47	43	12	7	3	0	1	0	0	0	0	0	0	0	0	0	0
0	0	0	0	0	0	0	2	10	24	35	35	23	9	7	2	1	1	0	0	0	0	0	0	0	0	0	0
1	15	127	364	592	1093	1529	2129	3266	3928	2709	1270	434	137	50	16	0	8	1	1	0	0	1	0	3	0	0	0
1	15	129	386	603	1129	1568	2248	3645	4638	3464	1725	619	195	81	28	2	10	5	1	1	0	1	0	3	0	0	0
1	15	129	387	604	1129	1568	2257	3676	4724	3585	1807	685	216	95	33	3	12	5	1	1	0	1	0	3	0	0	0
1	15	129	388	605	1129	1570	2258	3695	4768	3692	1914	778	273	118	41	7	13	5	3	1	0	1	0	3	0	0	0

Wednesday, 05 April 2017

Time	Total	Classification												>PSL	>PSL%	>SL1	>SL1%	>SL2	>SL2%	Mean	Vpp
		1	2	3	4	5	6	7	8	9	10	11	12	50	50	55	55	60	60		85
		MCL	SV	SVT	TB2	TB3	T4	ART3	ART4	ART5	ART6	BD	DRT			+5kph	+5kph	+10kph	+10kph		
0000	65	3	59	0	3	0	0	0	0	0	0	0	0	50	76.9	37	56.9	29	44.6	57.8	69.1
0100	29	0	26	0	1	0	0	0	1	1	0	0	0	24	82.8	17	58.6	14	48.3	59.2	69.5
0200	3	0	2	0	0	1	0	0	0	0	0	0	0	2	66.7	2	66.7	1	33.3	58.1	-
0300	26	1	18	0	4	0	0	0	1	1	1	0	0	23	88.5	17	65.4	10	38.5	60.4	68.4
0400	91	1	74	0	9	0	1	0	4	2	0	0	0	74	81.3	57	62.6	38	41.8	58.5	68
0500	222	7	181	1	10	2	1	0	8	4	8	0	0	184	82.9	144	64.9	70	31.5	56.9	64.4
0600	731	21	587	5	52	4	5	0	6	28	22	1	0	413	56.5	232	31.7	114	15.6	51.3	60.1
0700	1907	39	1668	17	101	12	10	0	11	22	21	2	4	326	17.1	82	4.3	21	1.1	41.4	50.4
0800	1928	56	1696	13	83	9	11	0	8	26	19	2	5	307	15.9	85	4.4	19	1	41.8	50
0900	1756	29	1520	12	101	19	5	1	12	34	16	3	4	489	27.8	149	8.5	39	2.2	45.4	52.6
1000	1334	15	1097	6	112	11	10	1	20	33	23	3	3	493	37	183	13.7	57	4.3	47.9	54.4
1100	1192	13	961	6	99	9	13	1	21	39	24	1	5	430	36.1	186	15.6	58	4.9	47.3	55.1
1200	1258	20	1043	6	85	9	12	0	21	32	27	0	3	456	36.2	175	13.9	55	4.4	46.8	54.4
1300	1407	18	1197	6	83	7	6	0	20	33	28	1	8	509	36.2	212	15.1	54	3.8	47.1	54.7
1400	1262	10	1049	10	101	5	10	0	13	35	24	2	3	413	32.7	185	14.7	55	4.4	46.1	54.7
1500	1502	17	1297	16	88	10	8	1	16	25	20	2	2	387	25.8	185	12.3	58	3.9	44.5	54
1600	1588	16	1447	10	55	18	4	0	3	14	14	2	5	236	14.9	81	5.1	25	1.6	33.4	49.7
1700	1617	42	1485	11	38	12	7	0	1	5	12	2	2	169	10.5	45	2.8	11	0.7	29.1	47.5
1800	1452	34	1356	13	22	2	13	3	1	2	3	0	3	280	19.3	117	8.1	34	2.3	31.9	51.5
1900	974	25	915	3	19	5	2	0	0	3	1	0	1	464	47.6	262	26.9	123	12.6	49.6	58.7
2000	618	20	572	2	18	3	0	0	0	2	1	0	0	393	63.6	226	36.6	97	15.7	52.5	59.8
2100	481	9	454	2	9	3	0	0	1	2	1	0	0	275	57.2	140	29.1	57	11.9	51.4	58.3
2200	335	7	322	0	3	0	2	0	1	0	0	0	0	243	72.5	153	45.7	84	25.1	54.9	63
2300	189	4	174	0	6	2	0	0	1	2	0	0	0	145	76.7	96	50.8	57	30.2	56.2	63.4
07-19	18203	309	15816	126	968	123	109	7	147	300	231	20	47	4495	24.7	1685	9.3	486	2.7	41.5	52.6
06-22	21007	384	18344	138	1066	138	116	7	154	335	256	21	48	6040	28.8	2545	12.1	877	4.2	42.8	53.6
06-00	21531	395	18840	138	1075	140	118	7	156	337	256	21	48	6428	29.9	2794	13	1018	4.7	43.1	54
00-00	21967	407	19200	139	1102	143	120	7	170	345	265	21	48	6785	30.9	3068	14	1180	5.4	43.4	54.4

Wednesday, 05 April 2017

Speed Bins (km/h)																												
0 - 5	5 - 10	10 - 15	15 - 20	20 - 25	25 - 30	30 - 35	35 - 40	40 - 45	45 - 50	50 - 55	55 - 60	60 - 65	65 - 70	70 - 75	75 - 80	80 - 85	85 - 90	90 - 95	95 - 100	100 - 105	105 - 110	110 - 115	115 - 120	120 - 125	125 - 130	130 - 135	135 - 140
0	0	0	0	1	0	0	1	5	8	13	8	14	6	6	2	1	0	0	0	0	0	0	0	0	0	0	0
0	0	0	0	0	0	0	0	1	4	7	3	5	5	3	1	0	0	0	0	0	0	0	0	0	0	0	0
0	0	0	0	0	0	0	0	0	1	0	1	0	1	0	0	0	0	0	0	0	0	0	0	0	0	0	0
0	0	0	0	0	0	0	0	2	1	6	7	3	4	1	0	1	0	1	0	0	0	0	0	0	0	0	0
0	0	0	1	0	0	0	0	2	14	17	19	18	10	4	4	1	1	0	0	0	0	0	0	0	0	0	0
0	0	0	0	2	1	1	0	6	28	40	74	39	17	9	4	0	1	0	0	0	0	0	0	0	0	0	0
0	0	0	3	5	17	8	24	77	184	181	118	69	31	10	2	1	0	1	0	0	0	0	0	0	0	0	0
0	0	3	49	83	103	194	327	388	434	244	61	17	3	0	1	0	0	0	0	0	0	0	0	0	0	0	0
0	1	16	37	82	118	159	230	478	500	222	66	13	4	0	0	1	1	0	0	0	0	0	0	0	0	0	0
0	1	5	4	27	31	86	210	391	512	340	110	29	9	1	0	0	0	0	0	0	0	0	0	0	0	0	0
0	0	0	2	9	23	33	83	270	421	310	126	37	14	2	1	1	0	1	0	0	0	1	0	0	0	0	0
1	1	0	1	19	14	30	148	195	353	244	128	44	9	5	0	0	0	0	0	0	0	0	0	0	0	0	0
0	0	3	4	5	12	68	139	259	312	281	120	42	10	3	0	0	0	0	0	0	0	0	0	0	0	0	0
1	0	1	5	8	13	45	180	257	388	297	158	38	11	5	0	0	0	0	0	0	0	0	0	0	0	0	0
0	0	0	9	21	33	64	137	275	310	228	130	41	12	2	0	0	0	0	0	0	0	0	0	0	0	0	0
0	1	2	10	19	70	112	227	324	350	202	127	39	16	3	0	0	0	0	0	0	0	0	0	0	0	0	0
1	27	163	171	234	142	87	143	165	219	155	56	19	5	0	0	0	1	0	0	0	0	0	0	0	0	0	0
4	75	187	201	238	273	168	82	68	152	124	34	9	0	2	0	0	0	0	0	0	0	0	0	0	0	0	0
0	25	134	298	242	124	48	60	68	173	163	83	20	8	6	0	0	0	0	0	0	0	0	0	0	0	0	0
0	0	0	1	12	17	21	59	173	227	202	139	87	26	7	0	1	1	1	0	0	0	0	0	0	0	0	0
0	0	0	2	2	5	3	13	69	131	167	129	65	21	5	4	1	0	1	0	0	0	0	0	0	0	0	0
0	0	0	1	0	0	2	19	61	123	135	83	40	11	4	2	0	0	0	0	0	0	0	0	0	0	0	0
0	0	0	0	1	1	0	5	30	55	90	69	48	17	12	4	1	1	1	0	0	0	0	0	0	0	0	0
0	0	0	0	0	0	1	1	11	31	49	39	33	12	7	2	2	0	0	1	0	0	0	0	0	0	0	0
7	131	514	791	987	956	1094	1966	3138	4124	2810	1199	348	101	29	2	2	2	1	0	0	0	1	0	0	0	0	0
7	131	514	798	1006	995	1128	2081	3518	4789	3495	1668	609	190	55	10	5	3	4	0	0	0	1	0	0	0	0	0
7	131	514	798	1007	996	1129	2087	3559	4875	3634	1776	690	219	74	16	8	4	5	1	0	0	1	0	0	0	0	0
7	131	514	799	1010	997	1130	2088	3575	4931	3717	1888	769	262	97	27	11	6	6	1	0	0	1	0	0	0	0	0

Thursday, 06 April 2017

Time	Total	Classification												>PSL	>PSL%	>SL1	>SL1%	>SL2	>SL2%	Mean	Vpp
		1	2	3	4	5	6	7	8	9	10	11	12	50	50	55	55	60	60		85
		MCL	SV	SVT	TB2	TB3	T4	ART3	ART4	ART5	ART6	BD	DRT			+5kph	+5kph	+10kph	+10kph		
0000	83	2	78	0	2	1	0	0	0	0	0	0	0	66	79.5	52	62.7	25	30.1	56.2	63.7
0100	34	0	29	0	3	0	1	0	0	0	1	0	0	29	85.3	20	58.8	14	41.2	58.4	65.9
0200	16	0	11	0	2	1	0	0	1	0	1	0	0	10	62.5	8	50	4	25	54.7	63
0300	29	1	22	0	1	1	0	0	2	2	0	0	0	27	93.1	21	72.4	18	62.1	61.6	71.3
0400	97	1	83	0	4	1	0	0	3	2	3	0	0	84	86.6	66	68	43	44.3	59	65.5
0500	229	5	188	0	14	3	0	0	1	11	7	0	0	185	80.8	139	60.7	85	37.1	57.8	67
0600	730	15	591	2	52	3	6	0	16	15	28	2	0	455	62.3	285	39	124	17	52.2	60.8
0700	1889	45	1646	10	94	17	14	1	14	22	26	0	0	327	17.3	121	6.4	50	2.6	41.5	50.8
0800	1993	48	1765	18	91	8	7	0	12	16	19	5	4	293	14.7	64	3.2	18	0.9	42	49.7
0900	1632	27	1406	7	100	9	11	1	8	35	24	1	3	419	25.7	149	9.1	40	2.5	44.6	52.2
1000	1463	11	1243	5	114	8	8	2	18	24	25	4	1	487	33.3	156	10.7	47	3.2	46.3	53.3
1100	1242	10	1024	4	100	11	16	1	12	44	17	0	3	461	37.1	225	18.1	64	5.2	47.3	55.8
1200	1330	11	1095	5	107	7	18	0	18	42	24	1	2	464	34.9	185	13.9	71	5.3	46.5	54.4
1300	1304	13	1128	6	72	5	11	1	10	35	20	2	1	490	37.6	218	16.7	69	5.3	47	55.4
1400	1307	14	1100	5	77	5	13	0	19	40	28	2	4	522	39.9	245	18.7	74	5.7	48	55.8
1500	1572	19	1360	9	91	9	15	1	14	28	19	1	6	330	21	128	8.1	38	2.4	41.9	51.8
1600	1574	34	1414	14	59	6	11	0	14	11	7	2	2	283	18	83	5.3	30	1.9	33.3	50.4
1700	1608	33	1468	13	49	7	10	2	8	10	5	2	1	232	14.4	80	5	28	1.7	31.5	49.7
1800	1377	34	1273	8	36	4	9	1	5	0	5	2	0	300	21.8	130	9.4	41	3	35.1	52.2
1900	989	31	903	9	36	4	4	0	1	0	1	0	0	475	48	228	23.1	87	8.8	49.1	57.2
2000	587	20	527	2	27	3	3	0	1	2	2	0	0	315	53.7	162	27.6	74	12.6	51.2	58.7
2100	458	9	428	0	16	2	3	0	0	0	0	0	0	275	60	149	32.5	77	16.8	52.7	60.5
2200	425	6	404	0	8	3	1	0	2	1	0	0	0	268	63.1	147	34.6	56	13.2	52.5	59.4
2300	267	7	246	0	9	1	0	0	0	1	3	0	0	191	71.5	124	46.4	74	27.7	54.8	63.4
07-19	18291	299	15922	104	990	96	143	10	152	307	219	22	27	4608	25.2	1784	9.8	570	3.1	41.8	52.6
06-22	21055	374	18371	117	1121	108	159	10	170	324	250	24	27	6128	29.1	2608	12.4	932	4.4	43	53.6
06-00	21747	387	19021	117	1138	112	160	10	172	326	253	24	27	6587	30.3	2879	13.2	1062	4.9	43.3	54
00-00	22235	396	19432	117	1164	119	161	10	179	341	265	24	27	6988	31.4	3185	14.3	1251	5.6	43.6	54.4

Thursday, 06 April 2017

Speed Bins (km/h)																												
0 - 5	5 - 10	10 - 15	15 - 20	20 - 25	25 - 30	30 - 35	35 - 40	40 - 45	45 - 50	50 - 55	55 - 60	60 - 65	65 - 70	70 - 75	75 - 80	80 - 85	85 - 90	90 - 95	95 - 100	100 - 105	105 - 110	110 - 115	115 - 120	120 - 125	125 - 130	130 - 135	135 - 140
0	0	0	0	1	1	0	0	3	12	14	27	19	2	3	1	0	0	0	0	0	0	0	0	0	0	0	0
0	0	0	0	0	0	0	0	0	5	9	6	5	8	0	0	0	1	0	0	0	0	0	0	0	0	0	0
0	0	0	0	0	0	0	0	2	4	2	4	2	1	1	0	0	0	0	0	0	0	0	0	0	0	0	0
0	0	0	0	0	0	0	0	1	1	6	3	9	4	3	1	1	0	0	0	0	0	0	0	0	0	0	0
0	0	0	0	0	0	0	0	0	13	18	23	26	6	6	4	1	0	0	0	0	0	0	0	0	0	0	0
0	0	0	1	1	0	0	1	4	37	46	54	37	29	14	1	2	0	2	0	0	0	0	0	0	0	0	0
0	0	1	4	12	3	21	29	55	150	170	161	70	31	9	12	1	1	0	0	0	0	0	0	0	0	0	0
0	1	15	55	84	145	142	235	447	438	206	71	34	11	1	4	0	0	0	0	0	0	0	0	0	0	0	0
1	1	2	37	74	97	173	287	544	484	229	46	8	7	0	0	0	0	0	0	0	0	0	0	0	0	0	3
0	0	3	9	26	91	70	214	343	457	270	109	25	12	1	1	1	0	0	0	0	0	0	0	0	0	0	0
0	0	4	10	24	22	78	110	295	433	331	109	38	6	2	1	0	0	0	0	0	0	0	0	0	0	0	0
0	2	1	10	3	15	50	136	253	311	236	161	46	10	3	4	1	0	0	0	0	0	0	0	0	0	0	0
0	0	1	15	16	41	47	151	242	353	279	114	52	14	4	1	0	0	0	0	0	0	0	0	0	0	0	0
0	0	2	5	8	35	92	103	240	329	272	149	47	15	6	1	0	0	0	0	0	0	0	0	0	0	0	0
0	0	0	1	12	24	36	124	269	319	277	171	40	21	8	3	2	0	0	0	0	0	0	0	0	0	0	0
0	7	12	15	53	97	201	236	335	286	202	90	22	9	3	0	3	0	0	1	0	0	0	0	0	0	0	0
4	48	148	221	236	98	63	106	145	222	200	53	21	3	5	1	0	0	0	0	0	0	0	0	0	0	0	0
0	37	141	209	297	158	187	96	100	151	152	52	22	2	4	0	0	0	0	0	0	0	0	0	0	0	0	0
1	46	104	217	171	55	49	79	132	223	170	89	28	8	2	1	0	0	2	0	0	0	0	0	0	0	0	0
0	1	0	8	11	13	25	62	145	249	247	141	61	21	4	1	0	0	0	0	0	0	0	0	0	0	0	0
0	0	1	2	1	0	3	30	72	163	153	88	45	17	7	4	0	0	1	0	0	0	0	0	0	0	0	0
0	0	0	0	2	0	1	10	34	136	126	72	44	24	6	2	1	0	0	0	0	0	0	0	0	0	0	0
0	0	1	0	1	0	0	8	42	105	121	91	35	13	6	2	0	0	0	0	0	0	0	0	0	0	0	0
0	0	0	0	0	2	0	8	21	45	67	50	45	16	8	4	0	1	0	0	0	0	0	0	0	0	0	0
6	142	433	804	1004	878	1188	1877	3345	4006	2824	1214	383	118	39	17	7	0	2	1	0	0	0	0	0	0	0	3
6	143	435	818	1030	894	1238	2008	3651	4704	3520	1676	603	211	65	36	9	1	3	1	0	0	0	0	0	0	0	3
6	143	436	818	1031	896	1238	2024	3714	4854	3708	1817	683	240	79	42	9	2	3	1	0	0	0	0	0	0	0	3
6	143	436	819	1033	897	1238	2025	3724	4926	3803	1934	781	290	106	49	13	3	5	1	0	0	0	0	0	0	0	3

Friday, 07 April 2017

Time	Total	Classification												>PSL	>PSL%	>SL1	>SL1%	>SL2	>SL2%	Mean	Vpp
		1	2	3	4	5	6	7	8	9	10	11	12	50	50	55	55	60	60		85
		MCL	SV	SVT	TB2	TB3	T4	ART3	ART4	ART5	ART6	BD	DRT			+5kph	+5kph	+10kph	+10kph		
0000	136	1	126	0	6	2	0	0	1	0	0	0	0	111	81.6	76	55.9	40	29.4	56.8	64.1
0100	49	0	45	0	2	0	0	0	1	0	1	0	0	37	75.5	24	49	16	32.7	55.9	64.8
0200	17	1	12	0	2	0	0	0	2	0	0	0	0	11	64.7	8	47.1	5	29.4	52.2	61.6
0300	26	1	21	0	2	0	0	0	1	1	0	0	0	22	84.6	16	61.5	12	46.2	59	68
0400	99	1	78	0	7	1	2	0	6	2	2	0	0	86	86.9	56	56.6	38	38.4	58.7	66.2
0500	206	3	157	0	15	3	4	0	6	8	10	0	0	155	75.2	111	53.9	69	33.5	55.8	64.8
0600	714	18	581	4	43	4	6	0	7	29	22	0	0	451	63.2	261	36.6	99	13.9	52.5	59.4
0700	1768	34	1551	17	100	6	13	1	10	16	12	5	3	257	14.5	74	4.2	18	1	38.6	49.7
0800	1702	52	1478	11	88	12	10	0	13	18	15	2	3	310	18.2	117	6.9	49	2.9	40.5	50.8
0900	1380	17	1182	5	89	5	7	0	13	36	23	1	2	510	37	187	13.6	62	4.5	47.6	54.4
1000	1290	15	1046	5	119	10	8	1	13	45	22	4	2	394	30.5	139	10.8	42	3.3	46.4	53.3
1100	1183	12	967	4	98	7	13	1	14	37	24	1	5	440	37.2	190	16.1	70	5.9	47.9	55.1
1200	1314	14	1110	5	102	3	12	1	13	31	21	2	0	339	25.8	121	9.2	35	2.7	41.2	52.6
1300	1438	17	1246	4	89	7	6	4	15	23	20	4	3	388	27	165	11.5	54	3.8	39.2	53.3
1400	1394	21	1164	11	94	5	11	0	31	28	24	1	4	573	41.1	266	19.1	106	7.6	45.6	56.2
1500	1428	22	1219	10	91	9	18	2	9	19	22	3	4	313	21.9	126	8.8	42	2.9	36.6	51.8
1600	1635	26	1483	16	49	12	17	4	7	11	6	3	1	218	13.3	69	4.2	24	1.5	30.9	48.6
1700	1651	51	1496	12	57	6	10	0	4	7	6	1	1	411	24.9	160	9.7	48	2.9	40	53.3
1800	1245	32	1138	13	39	6	10	0	1	1	4	1	0	494	39.7	232	18.6	73	5.9	46.7	55.8
1900	1084	14	1013	6	37	4	2	1	0	3	3	1	0	458	42.3	222	20.5	80	7.4	47.9	56.9
2000	554	15	510	5	14	4	2	1	2	1	0	0	0	283	51.1	138	24.9	49	8.8	50.1	57.2
2100	433	9	402	1	16	1	1	0	0	1	2	0	0	231	53.3	120	27.7	58	13.4	50.6	59.4
2200	348	5	328	1	9	0	1	0	1	1	2	0	0	235	67.5	139	39.9	59	17	53.4	60.1
2300	255	3	245	0	4	0	0	0	1	1	1	0	0	191	74.9	122	47.8	61	23.9	55.2	61.9
07-19	17428	313	15080	113	1015	88	135	14	143	272	199	28	28	4647	26.7	1846	10.6	623	3.6	41.3	53.3
06-22	20213	369	17586	129	1125	101	146	16	152	306	226	29	28	6070	30	2587	12.8	909	4.5	42.5	54
06-00	20816	377	18159	130	1138	101	147	16	154	308	229	29	28	6496	31.2	2848	13.7	1029	4.9	42.9	54.4
00-00	21349	384	18598	130	1172	107	153	16	171	319	242	29	28	6918	32.4	3139	14.7	1209	5.7	43.2	54.7

Friday, 07 April 2017

Speed Bins (km/h)																												
0 - 5	5 - 10	10 - 15	15 - 20	20 - 25	25 - 30	30 - 35	35 - 40	40 - 45	45 - 50	50 - 55	55 - 60	60 - 65	65 - 70	70 - 75	75 - 80	80 - 85	85 - 90	90 - 95	95 - 100	100 - 105	105 - 110	110 - 115	115 - 120	120 - 125	125 - 130	130 - 135	135 - 140
0	0	0	0	0	0	0	0	4	21	35	36	24	11	3	0	1	0	1	0	0	0	0	0	0	0	0	0
0	0	0	0	0	0	0	2	0	10	13	8	8	6	1	1	0	0	0	0	0	0	0	0	0	0	0	0
0	0	0	1	0	0	0	0	4	1	3	3	2	3	0	0	0	0	0	0	0	0	0	0	0	0	0	0
0	0	0	0	0	0	0	1	2	1	6	4	6	2	1	2	1	0	0	0	0	0	0	0	0	0	0	0
0	0	0	0	0	0	0	0	4	9	30	18	16	9	9	1	1	1	1	0	0	0	0	0	0	0	0	0
0	0	0	0	1	0	3	5	19	23	44	42	37	20	10	1	0	0	0	0	1	0	0	0	0	0	0	0
0	0	1	1	3	4	5	33	52	164	190	162	68	18	6	3	2	0	0	0	0	2	0	0	0	0	0	0
0	3	46	84	123	150	173	280	328	324	183	56	14	2	0	1	0	1	0	0	0	0	0	0	0	0	0	0
0	3	37	51	113	160	159	208	310	351	193	68	20	13	5	1	0	1	8	0	0	1	0	0	0	0	0	0
0	0	0	2	6	17	40	139	259	407	323	125	42	17	2	1	0	0	0	0	0	0	0	0	0	0	0	0
0	0	3	7	10	32	52	96	285	411	255	97	27	11	1	1	1	0	0	1	0	0	0	0	0	0	0	0
1	0	0	0	12	10	53	101	204	362	250	120	56	7	2	1	0	0	0	0	0	0	0	0	0	4	0	0
1	44	84	47	42	22	52	120	213	350	218	86	24	8	3	0	0	0	0	0	0	0	0	0	0	0	0	0
0	41	69	114	102	96	70	119	178	261	223	111	35	13	3	2	0	1	0	0	0	0	0	0	0	0	0	0
0	25	50	21	38	18	52	112	181	324	307	160	73	30	2	1	0	0	0	0	0	0	0	0	0	0	0	0
3	17	105	115	173	132	88	84	171	227	187	84	31	9	1	1	0	0	0	0	0	0	0	0	0	0	0	0
3	59	167	312	154	158	167	84	133	180	149	45	16	5	1	0	1	1	0	0	0	0	0	0	0	0	0	0
1	14	35	100	139	111	149	190	210	291	251	112	35	9	4	0	0	0	0	0	0	0	0	0	0	0	0	0
0	0	4	6	32	42	59	122	223	263	262	159	59	11	2	0	0	0	0	0	0	0	0	0	0	1	0	0
0	1	0	5	14	26	57	83	144	296	236	142	56	18	5	1	0	0	0	0	0	0	0	0	0	0	0	0
0	0	0	1	5	2	9	35	75	144	145	89	29	10	9	0	1	0	0	0	0	0	0	0	0	0	0	0
0	0	2	1	0	6	9	26	56	102	111	62	40	11	4	2	1	0	0	0	0	0	0	0	0	0	0	0
0	0	0	0	1	0	1	7	32	72	96	80	41	12	4	1	1	0	0	0	0	0	0	0	0	0	0	0
0	0	0	0	1	0	0	3	9	51	69	61	35	20	3	2	1	0	0	0	0	0	0	0	0	0	0	0
9	206	600	859	944	948	1114	1655	2695	3751	2801	1223	432	135	26	9	2	4	8	1	0	1	0	0	0	5	0	0
9	207	603	867	966	986	1194	1832	3022	4457	3483	1678	625	192	50	15	6	4	8	1	0	3	0	0	0	5	0	0
9	207	603	867	968	986	1195	1842	3063	4580	3648	1819	701	224	57	18	8	4	8	1	0	3	0	0	0	5	0	0
9	207	603	868	969	986	1198	1850	3096	4645	3779	1930	794	275	81	23	11	5	10	1	1	3	0	0	0	5	0	0

Virtual Day (7)

Time	Total	Classification												>PSL	>PSL%	>SL1	>SL1%	>SL2	>SL2%	Mean	Vpp
		1	2	3	4	5	6	7	8	9	10	11	12	50	50	55	55	60	60		85
		MCL	SV	SVT	TB2	TB3	T4	ART3	ART4	ART5	ART6	BD	DRT			+5kph	+5kph	+10kph	+10kph		
0000	115	2	105	0	6	1	0	0	1	0	0	0	0	87	75.3	62	53.5	35	30.4	55.9	64.1
0100	53	0	48	0	3	0	0	0	1	0	0	0	0	42	79.7	29	55.7	18	34.9	56.6	65.5
0200	18	0	15	0	2	0	0	0	1	0	0	0	0	14	73.6	11	62	7	39.5	57.1	65.9
0300	23	1	18	0	2	0	0	0	1	1	0	0	0	19	84.4	15	66.3	10	43.1	59.5	68.8
0400	83	0	70	0	5	0	0	0	3	2	1	0	0	70	84.1	52	62.9	33	40.1	58.6	66.6
0500	186	4	149	0	11	2	1	0	5	7	7	0	0	150	80.6	108	58	62	33.1	56.9	65.2
0600	571	16	460	2	36	4	3	0	10	21	18	1	0	342	59.9	197	34.5	91	15.9	52	60.1
0700	1435	31	1249	12	78	9	9	1	10	17	16	2	3	296	20.6	121	8.4	49	3.4	42.3	51.5
0800	1511	40	1323	13	74	7	8	0	10	17	14	3	2	297	19.7	116	7.7	44	2.9	41.8	51.1
0900	1367	25	1187	8	80	9	7	1	8	23	15	1	2	479	35	197	14.4	68	5	46.5	54.7
1000	1219	19	1035	5	86	7	7	1	12	25	17	2	1	461	37.8	192	15.8	62	5	47.3	55.1
1100	1138	17	956	5	78	7	12	0	12	29	18	1	2	449	39.4	198	17.4	64	5.6	47.6	55.4
1200	1204	19	1026	5	78	7	9	0	12	27	18	1	2	458	38.1	191	15.8	66	5.5	46.2	55.1
1300	1305	15	1146	5	69	5	7	1	12	24	18	2	2	423	32.4	180	13.8	54	4.2	44.6	54.4
1400	1243	16	1068	8	70	6	8	0	16	29	20	1	2	430	34.6	189	15.2	63	5.1	44.8	54.7
1500	1356	20	1189	7	71	7	10	1	12	21	14	2	2	403	29.8	177	13.1	61	4.5	43.9	54
1600	1443	23	1309	11	50	10	8	1	6	12	8	2	3	313	21.7	123	8.5	42	2.9	36.8	51.8
1700	1492	35	1369	13	42	8	8	1	3	5	6	1	1	285	19.1	114	7.7	38	2.5	35.8	51.5
1800	1243	29	1150	9	34	5	6	1	1	2	4	1	1	406	32.7	183	14.8	63	5.1	42	54.7
1900	907	18	849	5	26	3	2	0	1	1	2	0	0	440	48.5	222	24.5	86	9.5	49.4	57.6
2000	556	15	515	3	16	2	1	0	1	2	1	0	0	311	55.8	167	30	69	12.4	51.2	59
2100	411	8	386	1	10	2	1	0	1	2	1	0	0	239	58.2	124	30.2	54	13.2	51.7	59
2200	339	7	320	0	7	1	1	0	2	1	1	0	0	217	64	127	37.4	59	17.4	53	60.5
2300	212	4	198	0	6	1	0	0	1	1	1	0	0	149	70.2	94	44.5	49	23	54.6	62.6
07-19	15957	290	14007	101	809	88	99	7	115	232	168	18	24	4701	29.5	1983	12.4	673	4.2	43.1	54
06-22	18403	347	16218	112	897	99	106	7	127	257	189	20	25	6033	32.8	2692	14.6	973	5.3	44.1	54.7
06-00	18954	357	16735	112	910	101	107	7	130	259	190	20	25	6399	33.8	2914	15.4	1081	5.7	44.4	55.1
00-00	19432	365	17140	113	939	105	109	7	141	270	200	20	25	6780	34.9	3191	16.4	1246	6.4	44.7	55.4

Virtual Day (7)

Speed Bins (km/h)																											
0 - 5	5 - 10	10 - 15	15 - 20	20 - 25	25 - 30	30 - 35	35 - 40	40 - 45	45 - 50	50 - 55	55 - 60	60 - 65	65 - 70	70 - 75	75 - 80	80 - 85	85 - 90	90 - 95	95 - 100	100 - 105	105 - 110	110 - 115	115 - 120	120 - 125	125 - 130	130 - 135	135 - 140
0	0	0	0	0	0	0	2	7	18	25	27	20	8	4	1	1	0	0	0	0	0	0	0	0	0	0	0
0	0	0	0	0	0	0	2	2	7	13	11	9	6	2	1	0	0	0	0	0	0	0	0	0	0	0	0
0	0	0	0	0	0	0	0	1	3	2	4	4	2	1	0	0	0	0	0	0	0	0	0	0	0	0	0
0	0	0	0	0	0	0	0	2	2	4	5	4	3	1	1	1	0	0	0	0	0	0	0	0	0	0	0
0	0	0	0	0	0	0	0	2	11	18	19	17	8	5	2	1	0	0	0	0	0	0	0	0	0	0	0
0	0	0	0	1	0	1	1	8	25	42	46	32	18	8	2	1	0	0	0	0	0	0	0	0	0	0	0
0	0	0	3	5	5	8	19	57	132	145	106	54	21	8	5	1	1	0	0	0	0	0	0	0	0	0	0
0	1	10	32	61	92	119	191	306	328	175	72	29	14	2	2	1	0	0	0	0	0	0	0	0	0	0	0
0	2	15	39	69	104	131	196	330	327	181	72	26	11	4	0	1	0	1	0	0	0	0	0	0	0	0	0
0	0	3	8	19	43	60	131	258	367	282	128	46	17	4	1	0	0	0	0	0	0	0	0	0	0	0	0
0	0	2	6	17	28	48	82	229	345	269	131	43	14	3	1	0	0	0	0	0	0	0	0	0	0	0	0
0	0	1	5	11	24	40	96	195	316	250	134	48	11	4	1	0	0	0	0	0	0	0	0	0	1	0	0
0	6	15	17	18	25	50	113	201	299	268	125	48	13	4	1	0	0	0	0	0	0	0	0	0	0	0	0
0	7	18	30	35	41	74	141	226	310	243	126	37	11	5	1	0	0	0	0	0	0	0	0	0	0	0	0
0	9	30	25	33	36	69	123	204	284	241	126	41	16	5	1	0	0	0	0	0	0	0	0	0	0	0	0
0	4	20	26	42	67	101	150	239	304	226	116	42	14	3	1	1	1	0	0	0	0	0	0	0	0	0	0
1	27	90	142	144	113	101	124	162	226	190	81	30	8	3	1	0	0	0	0	0	0	0	0	0	0	0	0
1	25	83	142	168	151	140	136	156	204	171	77	27	7	3	0	0	0	0	0	0	0	0	0	0	0	0	0
0	12	44	83	78	52	61	98	170	238	223	121	45	12	4	1	0	0	1	1	0	0	0	0	0	0	0	0
0	0	0	4	8	12	22	61	131	228	218	136	59	19	5	2	0	0	0	0	0	0	0	0	0	0	0	0
0	0	1	1	3	3	8	22	69	139	144	98	45	14	7	2	0	0	1	0	0	0	0	0	0	0	0	0
0	0	0	1	1	2	3	14	46	105	115	70	35	13	4	2	1	0	0	0	0	0	0	0	0	0	0	0
0	0	0	0	1	1	1	9	37	73	90	68	34	15	6	2	1	0	0	0	0	0	0	0	0	0	0	0
0	0	0	0	0	0	0	4	15	44	54	46	28	13	5	2	1	0	0	0	0	0	0	0	0	0	0	0
5	94	331	555	695	776	994	1582	2676	3548	2719	1309	460	147	43	10	4	3	2	1	0	0	0	0	0	1	0	0
5	95	333	564	711	798	1035	1698	2979	4151	3341	1719	653	214	66	21	7	4	4	1	0	1	0	0	0	1	0	0
5	95	333	565	712	800	1036	1711	3030	4268	3486	1832	715	242	77	25	8	5	4	1	0	1	0	0	0	1	0	0
5	95	333	565	714	800	1038	1717	3052	4333	3589	1945	801	287	99	33	11	6	5	2	1	1	0	0	0	1	0	0

Site C
Location R131, south of JTC Site 3
Direction Northbound/Southbound

7352 / Ringsend
April 2017
Automatic Traffic Count

Saturday, 01 April 2017

Time	Total	Classification												>PSL	>PSL%	>SL1	>SL1%	>SL2	>SL2%	Mean	Vpp
		1	2	3	4	5	6	7	8	9	10	11	12	50	50	55	55	60	60		85
		MCL	SV	SVT	TB2	TB3	T4	ART3	ART4	ART5	ART6	BD	DRT			+5kph	+5kph	+10kph	+10kph		
0000	195	1	178	0	6	9	1	0	0	0	0	0	0	34	17.4	11	5.6	4	2.1	44.4	50.8
0100	99	1	92	0	2	3	1	0	0	0	0	0	0	47	47.5	18	18.2	2	2	49.3	55.4
0200	46	0	43	0	3	0	0	0	0	0	0	0	0	20	43.5	7	15.2	3	6.5	49.2	54.4
0300	33	0	30	0	1	1	1	0	0	0	0	0	0	11	33.3	5	15.2	5	15.2	49	54.4
0400	69	0	59	0	4	1	1	0	0	0	4	0	0	30	43.5	11	15.9	4	5.8	49.6	54.7
0500	126	2	103	0	6	5	0	0	2	2	6	0	0	50	39.7	31	24.6	11	8.7	49.4	58
0600	240	6	178	1	19	12	10	0	4	1	9	0	0	89	37.1	34	14.2	10	4.2	47.7	54.4
0700	418	16	342	1	35	10	13	0	0	0	1	0	0	203	48.6	61	14.6	25	6	49.2	54.7
0800	782	12	673	6	46	21	15	0	0	3	6	0	0	168	21.5	53	6.8	15	1.9	45.9	51.5
0900	1011	6	929	3	36	16	15	0	0	0	2	2	2	175	17.3	39	3.9	12	1.2	44.6	50.4
1000	1115	17	1010	6	41	13	13	0	1	0	7	3	4	123	11	35	3.1	10	0.9	41.7	48.6
1100	1299	30	1174	8	34	18	20	0	1	1	8	1	4	83	6.4	17	1.3	8	0.6	40.4	47.2
1200	1308	21	1178	7	50	22	12	0	2	0	7	2	7	110	8.4	21	1.6	2	0.2	40.3	47.9
1300	1500	19	1397	12	21	26	18	0	0	2	2	1	2	41	2.7	8	0.5	2	0.1	30.8	43.2
1400	1433	14	1337	2	20	29	22	0	0	0	3	3	3	38	2.7	4	0.3	2	0.1	29.9	43.2
1500	1107	12	1025	2	22	24	14	0	0	1	2	2	3	102	9.2	22	2	9	0.8	40.9	47.9
1600	978	10	913	2	23	23	3	0	1	0	2	1	0	99	10.1	25	2.6	7	0.7	43.2	48.6
1700	1332	8	1227	9	27	37	13	1	0	0	6	3	1	46	3.5	9	0.7	1	0.1	32.6	43.9
1800	1097	10	1025	4	30	15	6	0	0	0	6	0	1	124	11.3	27	2.5	5	0.5	41.4	49
1900	756	5	710	1	19	14	3	0	0	1	3	0	0	117	15.5	33	4.4	10	1.3	45.6	50
2000	560	6	531	0	10	10	1	0	1	1	0	0	0	111	19.8	25	4.5	4	0.7	45.1	50.8
2100	273	4	255	0	5	5	1	0	0	1	2	0	0	70	25.6	13	4.8	3	1.1	46.4	51.1
2200	312	7	288	0	7	8	0	0	1	1	0	0	0	69	22.1	22	7.1	9	2.9	46.2	51.8
2300	379	2	361	1	9	5	0	0	0	0	0	1	0	77	20.3	23	6.1	8	2.1	46.1	51.1
07-19	13380	175	12230	62	385	254	164	1	5	7	52	18	27	1312	9.8	321	2.4	98	0.7	38.8	48.2
06-22	15209	196	13904	64	438	295	179	1	10	11	66	18	27	1699	11.2	426	2.8	125	0.8	39.6	48.6
06-00	15900	205	14553	65	454	308	179	1	11	12	66	19	27	1845	11.6	471	3	142	0.9	39.9	49
00-00	16468	209	15058	65	476	327	183	1	13	14	76	19	27	2037	12.4	554	3.4	171	1	40.2	49

C
R131, south of JTC Site 3
Northbound/Southbound

7352 / Ringsend
April 2017
Automatic Traffic Count

Saturday, 01 April 2017

Speed Bins (km/h)																											
0 - 5	5 - 10	10 - 15	15 - 20	20 - 25	25 - 30	30 - 35	35 - 40	40 - 45	45 - 50	50 - 55	55 - 60	60 - 65	65 - 70	70 - 75	75 - 80	80 - 85	85 - 90	90 - 95	95 - 100	100 - 105	105 - 110	110 - 115	115 - 120	120 - 125	125 - 130	130 - 135	135 - 140
0	0	0	0	1	2	11	37	60	50	23	7	4	0	0	0	0	0	0	0	0	0	0	0	0	0	0	0
0	0	0	0	0	0	3	1	18	30	29	16	1	1	0	0	0	0	0	0	0	0	0	0	0	0	0	0
0	0	0	0	0	0	0	2	14	10	13	4	2	0	1	0	0	0	0	0	0	0	0	0	0	0	0	0
0	0	0	0	1	0	0	3	3	15	6	0	4	1	0	0	0	0	0	0	0	0	0	0	0	0	0	0
0	0	0	0	0	0	1	1	9	28	19	7	4	0	0	0	0	0	0	0	0	0	0	0	0	0	0	0
0	0	0	1	0	2	4	4	23	42	19	20	5	3	2	1	0	0	0	0	0	0	0	0	0	0	0	0
0	0	0	0	2	3	12	16	42	76	55	24	7	3	0	0	0	0	0	0	0	0	0	0	0	0	0	0
0	0	0	0	0	2	6	35	65	107	142	36	14	10	1	0	0	0	0	0	0	0	0	0	0	0	0	0
1	0	0	0	3	8	15	67	259	261	115	38	14	1	0	0	0	0	0	0	0	0	0	0	0	0	0	0
0	0	1	1	7	11	34	155	349	278	136	27	6	2	0	0	0	0	0	0	4	0	0	0	0	0	0	0
0	1	14	31	34	36	51	185	339	301	88	25	6	3	1	0	0	0	0	0	0	0	0	0	0	0	0	0
0	0	5	21	47	71	109	266	432	265	66	9	7	0	0	0	0	0	1	0	0	0	0	0	0	0	0	0
0	3	7	15	64	74	115	256	376	288	89	19	2	0	0	0	0	0	0	0	0	0	0	0	0	0	0	0
2	8	118	185	241	185	146	205	251	118	33	6	2	0	0	0	0	0	0	0	0	0	0	0	0	0	0	0
4	15	132	130	239	260	143	169	198	105	34	2	1	0	0	0	0	0	0	1	0	0	0	0	0	0	0	0
0	6	12	19	38	56	88	173	327	286	80	13	5	2	2	0	0	0	0	0	0	0	0	0	0	0	0	0
0	0	2	1	12	11	43	167	387	256	74	18	7	0	0	0	0	0	0	0	0	0	0	0	0	0	0	0
0	37	111	94	95	167	158	249	250	125	37	8	1	0	0	0	0	0	0	0	0	0	0	0	0	0	0	0
1	7	25	27	19	48	59	154	329	304	97	22	2	3	0	0	0	0	0	0	0	0	0	0	0	0	0	0
0	0	0	1	0	0	11	78	287	262	84	23	3	1	4	0	0	0	0	0	2	0	0	0	0	0	0	0
0	0	0	0	1	3	23	76	166	180	86	21	4	0	0	0	0	0	0	0	0	0	0	0	0	0	0	0
0	0	0	0	0	0	2	34	73	94	57	10	0	3	0	0	0	0	0	0	0	0	0	0	0	0	0	0
0	0	0	1	0	0	8	28	96	110	47	13	7	1	1	0	0	0	0	0	0	0	0	0	0	0	0	0
0	0	0	1	0	1	7	51	102	140	54	15	6	0	0	0	0	0	0	0	0	0	2	0	0	0	0	0
8	77	427	524	799	929	967	2081	3562	2694	991	223	67	21	4	0	0	0	1	1	4	0	0	0	0	0	0	0
8	77	427	525	802	935	1015	2285	4130	3306	1273	301	81	28	8	0	0	0	1	1	6	0	0	0	0	0	0	0
8	77	427	527	802	936	1030	2364	4328	3556	1374	329	94	29	9	0	0	0	1	1	6	0	2	0	0	0	0	0
8	77	427	528	804	940	1049	2412	4455	3731	1483	383	114	34	12	1	0	0	1	1	6	0	2	0	0	0	0	0

Sunday, 02 April 2017

Time	Total	Classification												>PSL	>PSL%	>SL1	>SL1%	>SL2	>SL2%	Mean	Vpp
		1	2	3	4	5	6	7	8	9	10	11	12	50	50	55	55	60	60		85
		MCL	SV	SVT	TB2	TB3	T4	ART3	ART4	ART5	ART6	BD	DRT			+5kph	+5kph	+10kph	+10kph		
0000	171	2	157	0	10	1	1	0	0	0	0	0	0	69	40.4	24	14	13	7.6	48.3	54.4
0100	97	0	88	0	5	3	1	0	0	0	0	0	0	23	23.7	5	5.2	2	2.1	46.6	51.1
0200	45	0	41	0	2	2	0	0	0	0	0	0	0	15	33.3	6	13.3	2	4.4	47.5	54
0300	33	0	31	0	1	1	0	0	0	0	0	0	0	16	48.5	7	21.2	0	0	50.8	56.2
0400	49	0	47	0	2	0	0	0	0	0	0	0	0	38	77.6	15	30.6	4	8.2	53.2	58
0500	79	2	72	0	3	1	0	0	0	0	1	0	0	47	59.5	19	24.1	7	8.9	51.3	58.3
0600	169	2	151	0	5	9	0	0	0	1	1	0	0	81	47.9	29	17.2	9	5.3	49.2	56.2
0700	258	7	222	2	16	5	2	0	2	0	2	0	0	101	39.1	43	16.7	11	4.3	48.1	55.1
0800	364	10	318	0	26	6	0	0	2	0	2	0	0	137	37.6	48	13.2	10	2.7	47.8	54
0900	727	30	647	4	18	18	6	0	0	0	4	0	0	188	25.9	63	8.7	12	1.7	45.4	52.2
1000	989	38	891	1	18	23	14	0	1	0	3	0	0	184	18.6	50	5.1	4	0.4	44.8	50.8
1100	1017	41	919	3	15	20	13	0	0	0	3	1	2	157	15.4	27	2.7	7	0.7	43.9	50
1200	1182	33	1089	3	19	19	13	0	0	0	3	1	2	154	13	36	3	10	0.8	43	49.3
1300	1297	24	1219	4	9	16	17	0	1	1	3	2	1	160	12.3	37	2.9	9	0.7	43.4	49
1400	1194	20	1116	3	13	21	15	0	0	0	2	2	2	144	12.1	28	2.3	7	0.6	43.5	49
1500	1225	25	1150	5	11	19	12	0	0	1	0	0	2	156	12.7	45	3.7	9	0.7	43.7	49.3
1600	1167	31	1094	1	11	14	8	0	0	0	4	4	0	187	16	30	2.6	5	0.4	44.1	50
1700	1090	25	997	5	20	25	8	0	0	0	6	0	4	131	12	31	2.8	8	0.7	43.1	49
1800	1016	21	937	4	17	18	9	0	1	4	2	2	1	128	12.6	33	3.2	10	1	43.2	49.3
1900	823	6	770	4	14	15	11	0	0	0	3	0	0	114	13.9	21	2.6	3	0.4	44.4	49.3
2000	593	4	560	1	7	14	2	0	1	2	2	0	0	92	15.5	14	2.4	5	0.8	44.8	50
2100	409	7	381	1	5	8	4	0	1	1	1	0	0	88	21.5	23	5.6	8	2	46.4	51.1
2200	277	6	256	0	2	8	1	0	1	1	2	0	0	92	33.2	30	10.8	6	2.2	47.2	53.6
2300	164	4	150	0	5	4	0	0	0	0	1	0	0	45	27.4	16	9.8	8	4.9	47.8	52.6
07-19	11526	305	10599	35	193	204	117	0	7	6	34	12	14	1827	15.9	471	4.1	102	0.9	44	50
06-22	13520	324	12461	41	224	250	134	0	9	10	41	12	14	2202	16.3	558	4.1	127	0.9	44.2	50
06-00	13961	334	12867	41	231	262	135	0	10	11	44	12	14	2339	16.8	604	4.3	141	1	44.3	50.4
00-00	14435	338	13303	41	254	270	137	0	10	11	45	12	14	2547	17.6	680	4.7	169	1.2	44.4	50.4

Sunday, 02 April 2017

Speed Bins (km/h)																											
0 - 5	5 - 10	10 - 15	15 - 20	20 - 25	25 - 30	30 - 35	35 - 40	40 - 45	45 - 50	50 - 55	55 - 60	60 - 65	65 - 70	70 - 75	75 - 80	80 - 85	85 - 90	90 - 95	95 - 100	100 - 105	105 - 110	110 - 115	115 - 120	120 - 125	125 - 130	130 - 135	135 - 140
0	0	0	0	2	0	3	14	44	39	45	11	9	3	0	0	1	0	0	0	0	0	0	0	0	0	0	0
0	0	0	1	0	1	0	7	29	36	18	3	2	0	0	0	0	0	0	0	0	0	0	0	0	0	0	0
0	0	0	0	0	0	3	2	10	15	9	4	2	0	0	0	0	0	0	0	0	0	0	0	0	0	0	0
0	0	0	0	0	0	0	0	3	14	9	7	0	0	0	0	0	0	0	0	0	0	0	0	0	0	0	0
0	0	0	0	0	0	0	1	2	8	23	11	3	1	0	0	0	0	0	0	0	0	0	0	0	0	0	0
0	0	0	1	0	0	0	4	9	18	28	12	5	1	1	0	0	0	0	0	0	0	0	0	0	0	0	0
0	0	0	1	0	3	1	6	28	49	52	20	6	3	0	0	0	0	0	0	0	0	0	0	0	0	0	0
1	2	0	0	3	2	6	11	48	84	58	32	8	3	0	0	0	0	0	0	0	0	0	0	0	0	0	0
0	0	0	1	3	3	3	20	84	113	89	38	7	3	0	0	0	0	0	0	0	0	0	0	0	0	0	0
0	0	0	2	18	19	21	81	193	205	125	51	7	3	0	0	0	0	0	0	0	2	0	0	0	0	0	0
0	0	0	4	17	16	33	113	289	333	134	46	2	1	0	1	0	0	0	0	0	0	0	0	0	0	0	0
0	0	1	4	16	17	38	134	356	294	130	20	5	1	0	1	0	0	0	0	0	0	0	0	0	0	0	0
0	0	1	6	32	24	63	188	405	309	118	26	5	2	2	1	0	0	0	0	0	0	0	0	0	0	0	0
0	1	3	4	5	12	87	208	466	351	123	28	8	0	1	0	0	0	0	0	0	0	0	0	0	0	0	0
0	1	1	5	11	15	54	208	414	341	116	21	7	0	0	0	0	0	0	0	0	0	0	0	0	0	0	0
0	0	1	13	12	13	59	182	407	382	111	36	7	2	0	0	0	0	0	0	0	0	0	0	0	0	0	0
0	0	2	5	5	10	56	182	377	343	157	25	4	0	1	0	0	0	0	0	0	0	0	0	0	0	0	0
0	0	0	7	11	13	66	198	362	302	100	23	7	1	0	0	0	0	0	0	0	0	0	0	0	0	0	0
0	0	0	2	15	13	55	185	379	239	95	23	7	3	0	0	0	0	0	0	0	0	0	0	0	0	0	0
0	0	0	0	0	1	15	155	299	239	93	18	1	1	1	0	0	0	0	0	0	0	0	0	0	0	0	0
0	0	0	1	1	3	12	70	225	189	78	9	4	1	0	0	0	0	0	0	0	0	0	0	0	0	0	0
0	0	0	1	0	3	7	26	121	163	65	15	6	2	0	0	0	0	0	0	0	0	0	0	0	0	0	0
0	0	0	0	0	1	10	24	66	84	62	24	4	1	0	1	0	0	0	0	0	0	0	0	0	0	0	0
0	0	0	0	1	0	0	10	42	66	29	8	5	1	1	1	0	0	0	0	0	0	0	0	0	0	0	0
1	4	9	53	148	157	541	1710	3780	3296	1356	369	74	19	4	3	0	0	0	0	0	2	0	0	0	0	0	0
1	4	9	56	149	167	576	1967	4453	3936	1644	431	91	26	5	3	0	0	0	0	0	2	0	0	0	0	0	0
1	4	9	56	150	168	586	2001	4561	4086	1735	463	100	28	6	5	0	0	0	0	0	2	0	0	0	0	0	0
1	4	9	58	152	169	592	2029	4658	4216	1867	511	121	33	7	5	1	0	0	0	0	2	0	0	0	0	0	0

Monday, 03 April 2017

Time	Total	Classification												>PSL	>PSL%	>SL1	>SL1%	>SL2	>SL2%	Mean	Vpp
		1	2	3	4	5	6	7	8	9	10	11	12	50	50	55	55	60	60		85
		MCL	SV	SVT	TB2	TB3	T4	ART3	ART4	ART5	ART6	BD	DRT			+5kph	+5kph	+10kph	+10kph		
0000	117	4	103	0	6	3	0	0	0	1	0	0	0	51	43.6	22	18.8	6	5.1	49.1	56.9
0100	34	1	31	0	1	0	0	0	0	0	1	0	0	19	55.9	8	23.5	2	5.9	50.8	56.2
0200	17	0	14	0	1	1	1	0	0	0	0	0	0	3	17.6	2	11.8	2	11.8	47.2	48.2
0300	18	1	15	0	2	0	0	0	0	0	0	0	0	6	33.3	4	22.2	3	16.7	48.4	55.1
0400	95	0	79	0	4	3	2	0	0	0	6	1	0	55	57.9	21	22.1	7	7.4	50.7	57.6
0500	248	4	201	1	11	12	3	0	1	3	12	0	0	116	46.8	49	19.8	19	7.7	50.1	55.8
0600	727	27	594	0	37	31	14	0	2	5	16	1	0	197	27.1	50	6.9	14	1.9	46.2	52.2
0700	1711	45	1494	8	83	25	29	1	2	1	15	4	4	148	8.6	42	2.5	14	0.8	41	47.5
0800	1746	51	1541	11	82	23	21	0	5	2	7	1	2	77	4.4	17	1	5	0.3	36.4	45
0900	1451	36	1246	6	91	33	19	1	8	2	6	1	2	139	9.6	32	2.2	14	1	41.7	48.2
1000	1133	14	964	3	78	26	33	0	1	2	10	1	1	143	12.6	29	2.6	8	0.7	42.7	49
1100	1032	13	869	5	72	14	49	0	0	2	5	2	1	103	10	31	3	3	0.3	42	48.6
1200	1021	19	888	4	53	19	23	0	1	1	7	5	1	115	11.3	24	2.4	6	0.6	42.9	49
1300	1110	21	960	3	56	26	27	1	0	3	7	3	3	129	11.6	30	2.7	5	0.5	41.4	49
1400	1084	11	924	4	75	29	29	0	3	0	8	1	0	113	10.4	33	3	9	0.8	42.4	48.6
1500	1315	20	1153	9	63	24	29	1	2	1	10	1	2	118	9	33	2.5	11	0.8	41	47.5
1600	1520	28	1395	7	51	15	17	0	2	0	3	0	2	76	5	14	0.9	2	0.1	31.6	44.6
1700	1405	45	1287	18	31	10	10	2	1	0	0	0	1	32	2.3	9	0.6	5	0.4	29.4	43.9
1800	1392	29	1272	15	32	27	7	0	2	2	5	1	0	163	11.7	38	2.7	6	0.4	42.6	49
1900	1024	15	949	4	23	12	10	0	1	2	6	0	2	122	11.9	29	2.8	7	0.7	42.5	49.3
2000	566	9	520	3	11	10	3	0	0	1	8	1	0	116	20.5	35	6.2	9	1.6	45.3	51.5
2100	423	8	395	1	4	7	3	0	0	1	4	0	0	78	18.4	18	4.3	3	0.7	45.2	50.4
2200	522	5	496	0	9	5	2	0	1	0	4	0	0	104	19.9	27	5.2	5	1	45.9	51.1
2300	147	3	132	0	6	1	1	0	0	0	4	0	0	46	31.3	17	11.6	5	3.4	47.6	53.3
07-19	15920	332	13993	93	767	271	293	6	27	16	83	20	19	1356	8.5	332	2.1	88	0.6	39.2	47.5
06-22	18660	391	16451	101	842	331	323	6	30	25	117	22	21	1869	10	464	2.5	121	0.6	40	48.2
06-00	19329	399	17079	101	857	337	326	6	31	25	125	22	21	2019	10.4	508	2.6	131	0.7	40.2	48.6
00-00	19858	409	17522	102	882	356	332	6	32	29	144	23	21	2269	11.4	614	3.1	170	0.9	40.5	48.6

Monday, 03 April 2017

Speed Bins (km/h)																											
0 - 5	5 - 10	10 - 15	15 - 20	20 - 25	25 - 30	30 - 35	35 - 40	40 - 45	45 - 50	50 - 55	55 - 60	60 - 65	65 - 70	70 - 75	75 - 80	80 - 85	85 - 90	90 - 95	95 - 100	100 - 105	105 - 110	110 - 115	115 - 120	120 - 125	125 - 130	130 - 135	135 - 140
0	0	0	0	1	0	3	6	18	38	29	16	6	0	0	0	0	0	0	0	0	0	0	0	0	0	0	0
0	0	0	0	0	0	0	1	3	11	11	6	2	0	0	0	0	0	0	0	0	0	0	0	0	0	0	0
0	0	0	0	0	0	1	2	1	10	1	0	2	0	0	0	0	0	0	0	0	0	0	0	0	0	0	0
0	0	0	0	0	0	1	0	6	5	2	1	3	0	0	0	0	0	0	0	0	0	0	0	0	0	0	0
0	0	0	0	0	0	2	8	5	25	34	14	5	2	0	0	0	0	0	0	0	0	0	0	0	0	0	0
0	0	0	0	0	1	2	14	28	87	67	30	11	5	3	0	0	0	0	0	0	0	0	0	0	0	0	0
0	0	0	2	4	3	16	77	197	231	147	36	10	4	0	0	0	0	0	0	0	0	0	0	0	0	0	0
0	2	3	26	41	96	107	395	578	315	106	28	5	1	1	3	0	0	4	0	0	0	0	0	0	0	0	0
0	2	16	84	190	103	229	435	417	193	60	12	2	2	0	0	0	0	0	0	0	1	0	0	0	0	0	0
0	0	8	15	19	35	115	350	458	312	107	18	11	3	0	0	0	0	0	0	0	0	0	0	0	0	0	0
0	0	3	0	5	28	74	245	386	249	114	21	5	3	0	0	0	0	0	0	0	0	0	0	0	0	0	0
0	1	0	1	10	37	119	213	310	238	72	28	2	0	1	0	0	0	0	0	0	0	0	0	0	0	0	0
0	0	1	0	10	17	71	196	338	273	91	18	5	1	0	0	0	0	0	0	0	0	0	0	0	0	0	0
0	0	4	16	25	63	80	221	335	237	99	25	2	1	1	0	0	0	0	1	0	0	0	0	0	0	0	0
0	0	2	3	10	25	78	238	371	244	80	24	6	2	1	0	0	0	0	0	0	0	0	0	0	0	0	0
0	0	1	17	31	54	119	321	399	255	85	22	8	1	0	0	1	1	0	0	0	0	0	0	0	0	0	0
7	52	190	156	116	114	120	228	310	151	62	12	2	0	0	0	0	0	0	0	0	0	0	0	0	0	0	0
6	60	182	220	136	93	109	186	232	149	23	4	2	2	0	0	0	1	0	0	0	0	0	0	0	0	0	0
0	0	3	3	9	33	109	293	459	320	125	32	5	0	1	0	0	0	0	0	0	0	0	0	0	0	0	0
0	0	1	13	39	32	60	146	319	292	93	22	2	4	0	1	0	0	0	0	0	0	0	0	0	0	0	0
0	0	0	1	0	6	15	73	190	165	81	26	9	0	0	0	0	0	0	0	0	0	0	0	0	0	0	0
0	0	0	1	2	3	14	50	131	144	60	15	2	1	0	0	0	0	0	0	0	0	0	0	0	0	0	0
0	0	0	0	0	1	11	55	162	189	77	22	4	1	0	0	0	0	0	0	0	0	0	0	0	0	0	0
0	0	0	0	0	0	1	14	34	52	29	12	5	0	0	0	0	0	0	0	0	0	0	0	0	0	0	0
13	117	413	541	602	698	1330	3321	4593	2936	1024	244	55	16	5	3	1	2	4	1	0	1	0	0	0	0	0	0
13	117	414	558	647	742	1435	3667	5430	3768	1405	343	78	25	5	4	1	2	4	1	0	1	0	0	0	0	0	0
13	117	414	558	647	743	1447	3736	5626	4009	1511	377	87	26	5	4	1	2	4	1	0	1	0	0	0	0	0	0
13	117	414	558	648	744	1456	3767	5687	4185	1655	444	116	33	8	4	1	2	4	1	0	1	0	0	0	0	0	0

Tuesday, 04 April 2017

Time	Total	Classification												>PSL	>PSL%	>SL1	>SL1%	>SL2	>SL2%	Mean	Vpp
		1	2	3	4	5	6	7	8	9	10	11	12	50	50	55	55	60	60		85
		MCL	SV	SVT	TB2	TB3	T4	ART3	ART4	ART5	ART6	BD	DRT			+5kph	+5kph	+10kph	+10kph		
0000	99	2	86	0	6	0	1	1	0	1	2	0	0	38	38.4	15	15.2	3	3	47.6	54.7
0100	52	0	45	0	3	1	0	0	2	1	0	0	0	26	50	9	17.3	3	5.8	50.3	55.4
0200	21	1	17	0	2	0	0	0	0	0	1	0	0	15	71.4	9	42.9	1	4.8	50.9	56.5
0300	25	2	19	0	2	0	0	0	0	1	1	0	0	13	52	6	24	1	4	49.2	58
0400	91	0	76	0	6	3	2	0	0	2	2	0	0	62	68.1	35	38.5	13	14.3	53.2	59
0500	254	4	219	0	13	7	3	0	1	4	3	0	0	108	42.5	42	16.5	9	3.5	48.8	55.1
0600	777	26	647	1	34	28	17	0	4	2	16	1	1	160	20.6	47	6	8	1	45.3	51.1
0700	1817	42	1588	12	94	19	33	0	5	3	13	3	5	127	7	37	2	15	0.8	39.6	46.8
0800	1795	52	1596	8	64	28	27	0	3	4	11	0	2	89	5	25	1.4	8	0.4	34.3	44.6
0900	1502	30	1296	9	79	27	35	1	1	1	17	4	2	118	7.9	25	1.7	5	0.3	39.3	47.5
1000	1246	21	1054	7	97	22	32	1	2	1	6	2	1	137	11	34	2.7	2	0.2	43.2	48.6
1100	1055	14	890	6	92	19	21	0	3	2	6	2	0	142	13.5	41	3.9	9	0.9	43.2	49.3
1200	1237	11	1040	3	107	24	38	0	3	3	7	0	1	108	8.7	36	2.9	13	1.1	42.2	47.9
1300	1132	11	970	4	65	27	42	0	1	1	9	0	2	89	7.9	15	1.3	5	0.4	42.2	47.9
1400	1156	11	1015	8	64	21	26	0	5	3	2	1	0	116	10	29	2.5	5	0.4	42.1	48.6
1500	1343	23	1180	6	74	20	21	1	2	2	10	2	2	130	9.7	31	2.3	8	0.6	41.4	47.9
1600	1601	28	1431	14	73	22	17	0	2	2	8	1	3	80	5	35	2.2	13	0.8	35.7	45.7
1700	1510	53	1345	13	36	31	17	0	0	1	8	2	4	147	9.7	45	3	8	0.5	40.7	48.2
1800	1450	46	1325	11	27	25	5	0	1	2	6	1	1	139	9.6	30	2.1	12	0.8	39.9	47.9
1900	1114	29	1010	6	31	18	9	1	0	0	5	2	3	148	13.3	37	3.3	7	0.6	43.4	49.3
2000	650	20	585	4	20	13	2	0	1	2	3	0	0	106	16.3	29	4.5	11	1.7	44.7	50.4
2100	521	6	483	3	9	13	1	0	1	2	3	0	0	98	18.8	24	4.6	4	0.8	45.3	50.4
2200	323	16	289	1	7	5	1	0	2	0	2	0	0	70	21.7	25	7.7	6	1.9	46.1	51.8
2300	171	5	158	0	4	2	1	0	0	1	0	0	0	58	33.9	29	17	10	5.8	48.6	54.7
07-19	16844	342	14730	101	872	285	314	3	28	25	103	18	23	1422	8.4	383	2.3	103	0.6	39.9	47.5
06-22	19906	423	17455	115	966	357	343	4	34	31	130	21	27	1934	9.7	520	2.6	133	0.7	40.6	48.2
06-00	20400	444	17902	116	977	364	345	4	36	32	132	21	27	2062	10.1	574	2.8	149	0.7	40.8	48.2
00-00	20942	453	18364	116	1009	375	351	5	39	41	141	21	27	2324	11.1	690	3.3	179	0.9	41	48.6

Tuesday, 04 April 2017

Speed Bins (km/h)																												
0 - 5	5 - 10	10 - 15	15 - 20	20 - 25	25 - 30	30 - 35	35 - 40	40 - 45	45 - 50	50 - 55	55 - 60	60 - 65	65 - 70	70 - 75	75 - 80	80 - 85	85 - 90	90 - 95	95 - 100	100 - 105	105 - 110	110 - 115	115 - 120	120 - 125	125 - 130	130 - 135	135 - 140
0	0	0	0	0	2	6	4	26	23	23	12	1	2	0	0	0	0	0	0	0	0	0	0	0	0	0	0	0
0	0	0	0	0	0	0	3	6	17	17	6	2	1	0	0	0	0	0	0	0	0	0	0	0	0	0	0	0
0	0	0	0	0	0	0	3	2	1	6	8	0	1	0	0	0	0	0	0	0	0	0	0	0	0	0	0	0
0	0	0	0	0	0	1	3	4	4	7	5	1	0	0	0	0	0	0	0	0	0	0	0	0	0	0	0	0
0	0	0	0	0	0	0	2	7	20	27	22	10	2	1	0	0	0	0	0	0	0	0	0	0	0	0	0	0
0	0	0	0	2	1	2	11	44	86	66	33	7	2	0	0	0	0	0	0	0	0	0	0	0	0	0	0	0
0	0	0	4	5	21	23	70	233	261	113	39	5	0	1	0	0	0	0	0	0	0	2	0	0	0	0	0	0
0	2	6	35	83	84	200	456	522	302	90	22	11	1	0	3	0	0	0	0	0	0	0	0	0	0	0	0	0
0	20	81	175	158	145	183	410	361	173	64	17	6	0	1	0	1	0	0	0	0	0	0	0	0	0	0	0	0
1	0	19	41	105	77	123	299	435	284	93	20	2	2	1	0	0	0	0	0	0	0	0	0	0	0	0	0	0
0	0	0	0	6	30	67	210	456	340	103	32	2	0	0	0	0	0	0	0	0	0	0	0	0	0	0	0	0
0	0	3	1	12	31	49	181	358	278	101	32	9	0	0	0	0	0	0	0	0	0	0	0	0	0	0	0	0
0	0	0	8	9	24	111	293	390	294	72	23	6	0	4	0	0	3	0	0	0	0	0	0	0	0	0	0	0
0	0	1	2	5	18	79	268	406	264	74	10	3	1	1	0	0	0	0	0	0	0	0	0	0	0	0	0	0
0	0	1	11	25	47	88	193	369	306	87	24	4	0	1	0	0	0	0	0	0	0	0	0	0	0	0	0	0
0	0	6	24	23	51	102	272	450	285	99	23	6	2	0	0	0	0	0	0	0	0	0	0	0	0	0	0	0
2	20	93	103	103	106	180	311	383	220	45	22	3	4	6	0	0	0	0	0	0	0	0	0	0	0	0	0	0
2	1	4	27	36	84	133	326	476	274	102	37	4	3	0	1	0	0	0	0	0	0	0	0	0	0	0	0	0
0	4	20	48	54	63	146	283	405	288	109	18	10	0	2	0	0	0	0	0	0	0	0	0	0	0	0	0	0
0	0	1	8	11	19	46	198	385	298	111	30	4	1	1	1	0	0	0	0	0	0	0	0	0	0	0	0	0
0	0	0	4	5	11	33	72	200	219	77	18	4	4	0	0	3	0	0	0	0	0	0	0	0	0	0	0	0
0	0	0	2	7	2	13	63	147	189	74	20	2	2	0	0	0	0	0	0	0	0	0	0	0	0	0	0	0
0	0	0	1	1	1	10	19	122	99	45	19	5	1	0	0	0	0	0	0	0	0	0	0	0	0	0	0	0
0	0	0	0	0	0	0	12	43	58	29	19	8	1	0	0	1	0	0	0	0	0	0	0	0	0	0	0	0
5	47	234	475	619	760	1461	3502	5011	3308	1039	280	66	13	16	4	1	3	0	0	0	0	0	0	0	0	0	0	0
5	47	235	493	647	813	1576	3905	5976	4275	1414	387	81	20	18	5	4	3	0	0	0	0	2	0	0	0	0	0	0
5	47	235	494	648	814	1586	3936	6141	4432	1488	425	94	22	18	5	5	3	0	0	0	0	2	0	0	0	0	0	0
5	47	235	494	650	817	1595	3962	6230	4583	1634	511	115	30	19	5	5	3	0	0	0	0	2	0	0	0	0	0	0

Wednesday, 05 April 2017

Time	Total	Classification												>PSL	>PSL%	>SL1	>SL1%	>SL2	>SL2%	Mean	Vpp
		1	2	3	4	5	6	7	8	9	10	11	12	50	50	55	55	60	60		85
		MCL	SV	SVT	TB2	TB3	T4	ART3	ART4	ART5	ART6	BD	DRT			+5kph	+5kph	+10kph	+10kph		
0000	69	2	64	0	2	0	0	0	0	0	1	0	0	35	50.7	15	21.7	4	5.8	49.4	56.9
0100	31	0	24	0	3	1	1	0	0	2	0	0	0	9	29	2	6.5	0	0	45.1	50.8
0200	16	0	15	0	1	0	0	0	0	0	0	0	0	5	31.3	3	18.8	1	6.3	49.2	59
0300	34	1	30	0	2	1	0	0	0	0	0	0	0	29	85.3	16	47.1	7	20.6	55	63.4
0400	92	0	69	0	9	4	3	0	2	0	5	0	0	56	60.9	24	26.1	5	5.4	51.3	56.9
0500	247	6	204	0	12	11	4	0	1	3	6	0	0	115	46.6	48	19.4	13	5.3	49.2	56.2
0600	831	30	675	2	41	29	25	0	2	6	17	3	1	173	20.8	49	5.9	21	2.5	45.7	51.1
0700	1755	41	1532	10	73	21	37	0	8	3	18	6	6	124	7.1	32	1.8	10	0.6	40.1	46.8
0800	1785	54	1589	10	59	22	32	0	4	0	10	3	2	79	4.4	15	0.8	3	0.2	34.8	44.6
0900	1659	31	1456	11	80	31	30	1	3	2	7	3	4	111	6.7	26	1.6	11	0.7	40.1	46.8
1000	1367	18	1174	4	93	31	35	0	2	1	4	2	3	162	11.9	52	3.8	19	1.4	42.6	48.6
1100	1166	13	999	3	85	27	30	0	1	2	4	1	1	139	11.9	41	3.5	14	1.2	42.5	49
1200	1326	21	1153	8	82	28	20	0	2	1	8	2	1	105	7.9	22	1.7	6	0.5	40.3	47.5
1300	1415	17	1251	3	72	25	37	0	3	1	6	0	0	102	7.2	25	1.8	7	0.5	41	47.2
1400	1223	8	1047	15	84	27	34	0	2	2	3	0	1	115	9.4	22	1.8	7	0.6	41.9	47.9
1500	1487	29	1279	10	81	29	44	0	4	1	5	5	0	101	6.8	15	1	3	0.2	39.5	46.8
1600	1362	29	1231	6	59	13	15	1	1	3	3	1	0	63	4.6	21	1.5	9	0.7	33	45.4
1700	1323	27	1240	7	29	7	9	0	0	1	3	0	0	45	3.4	6	0.5	2	0.2	27.8	42.8
1800	1393	30	1302	12	18	11	13	1	1	0	4	1	0	54	3.9	14	1	2	0.1	31.1	45
1900	1116	27	1028	0	21	25	6	0	0	0	6	2	1	153	13.7	46	4.1	5	0.4	44.2	49.7
2000	705	13	638	3	15	27	5	0	2	0	1	0	1	123	17.4	32	4.5	9	1.3	45.4	50.4
2100	521	10	483	2	8	15	0	0	2	0	1	0	0	109	20.9	23	4.4	5	1	45.9	51.1
2200	379	5	361	0	2	9	0	0	1	0	1	0	0	114	30.1	42	11.1	8	2.1	47.8	52.9
2300	197	4	182	0	6	4	0	0	1	0	0	0	0	78	39.6	27	13.7	13	6.6	48.9	54.4
07-19	17261	318	15253	99	815	272	336	3	31	17	75	24	18	1200	7	291	1.7	93	0.5	37.8	46.8
06-22	20434	398	18077	106	900	368	372	3	37	23	100	29	21	1758	8.6	441	2.2	133	0.7	39	47.5
06-00	21010	407	18620	106	908	381	372	3	39	23	101	29	21	1950	9.3	510	2.4	154	0.7	39.2	47.9
00-00	21499	416	19026	106	937	398	380	3	42	28	113	29	21	2199	10.2	618	2.9	184	0.9	39.5	48.2

Wednesday, 05 April 2017

Speed Bins (km/h)																											
0 - 5	5 - 10	10 - 15	15 - 20	20 - 25	25 - 30	30 - 35	35 - 40	40 - 45	45 - 50	50 - 55	55 - 60	60 - 65	65 - 70	70 - 75	75 - 80	80 - 85	85 - 90	90 - 95	95 - 100	100 - 105	105 - 110	110 - 115	115 - 120	120 - 125	125 - 130	130 - 135	135 - 140
0	0	0	0	0	2	0	4	13	15	20	11	3	0	0	1	0	0	0	0	0	0	0	0	0	0	0	0
0	0	0	0	0	1	2	4	6	9	7	2	0	0	0	0	0	0	0	0	0	0	0	0	0	0	0	0
0	0	0	0	0	0	0	1	3	7	2	2	1	0	0	0	0	0	0	0	0	0	0	0	0	0	0	0
0	0	0	0	0	1	0	0	1	3	13	9	2	3	1	1	0	0	0	0	0	0	0	0	0	0	0	0
0	0	0	0	0	0	1	4	5	26	32	19	5	0	0	0	0	0	0	0	0	0	0	0	0	0	0	0
0	0	0	0	5	2	4	10	35	76	67	35	10	3	0	0	0	0	0	0	0	0	0	0	0	0	0	0
0	0	0	2	7	13	23	68	242	303	124	28	15	6	0	0	0	0	0	0	0	0	0	0	0	0	0	0
0	0	4	19	77	92	171	388	565	315	92	22	4	4	0	2	0	0	0	0	0	0	0	0	0	0	0	0
0	3	19	170	207	166	182	386	390	183	64	12	1	2	0	0	0	0	0	0	0	0	0	0	0	0	0	0
1	3	6	21	62	82	153	396	531	293	85	15	6	1	3	0	0	0	0	0	0	1	0	0	0	0	0	0
1	0	0	0	17	46	100	259	476	306	110	33	11	3	2	0	0	0	3	0	0	0	0	0	0	0	0	0
0	0	0	4	7	49	90	245	356	276	98	27	12	1	1	0	0	0	0	0	0	0	0	0	0	0	0	0
0	1	4	28	36	64	116	314	408	250	83	16	4	2	0	0	0	0	0	0	0	0	0	0	0	0	0	0
0	1	2	14	33	65	117	322	465	294	77	18	6	1	0	0	0	0	0	0	0	0	0	0	0	0	0	0
0	1	5	5	23	43	78	255	422	276	93	15	4	3	0	0	0	0	0	0	0	0	0	0	0	0	0	0
1	1	16	45	51	68	115	391	428	270	86	12	3	0	0	0	0	0	0	0	0	0	0	0	0	0	0	0
3	32	164	123	75	107	123	222	261	189	42	12	2	6	1	0	0	0	0	0	0	0	0	0	0	0	0	0
6	81	193	191	192	83	98	152	196	86	39	4	2	0	0	0	0	0	0	0	0	0	0	0	0	0	0	0
6	72	228	147	59	75	90	209	282	171	40	12	1	0	0	0	0	0	0	0	0	0	0	0	0	0	0	1
0	0	1	0	7	13	45	187	360	350	107	41	5	0	0	0	0	0	0	0	0	0	0	0	0	0	0	0
0	0	0	0	0	0	25	79	233	245	91	23	7	0	1	1	0	0	0	0	0	0	0	0	0	0	0	0
0	0	1	1	0	1	6	46	182	175	86	18	4	1	0	0	0	0	0	0	0	0	0	0	0	0	0	0
0	0	0	0	0	0	1	20	96	148	72	34	6	2	0	0	0	0	0	0	0	0	0	0	0	0	0	0
0	0	0	1	0	1	3	9	37	68	51	14	4	6	2	1	0	0	0	0	0	0	0	0	0	0	0	0
18	195	641	767	839	940	1433	3539	4780	2909	909	198	56	23	7	2	0	0	3	0	0	1	0	0	0	0	0	1
18	195	643	770	853	967	1532	3919	5797	3982	1317	308	87	30	8	3	0	0	3	0	0	1	0	0	0	0	0	1
18	195	643	771	853	968	1536	3948	5930	4198	1440	356	97	38	10	4	0	0	3	0	0	1	0	0	0	0	0	1
18	195	643	771	858	974	1543	3971	5993	4334	1581	434	118	44	11	6	0	0	3	0	0	1	0	0	0	0	0	1

Thursday, 06 April 2017

Time	Total	Classification												>PSL	>PSL%	>SL1	>SL1%	>SL2	>SL2%	Mean	Vpp
		1	2	3	4	5	6	7	8	9	10	11	12	50	50	55	55	60	60		85
		MCL	SV	SVT	TB2	TB3	T4	ART3	ART4	ART5	ART6	BD	DRT			+5kph	+5kph	+10kph	+10kph		
0000	88	1	81	0	3	2	1	0	0	0	0	0	0	34	38.6	10	11.4	2	2.3	48	53.3
0100	35	0	31	0	2	2	0	0	0	0	0	0	0	17	48.6	7	20	2	5.7	48.9	55.4
0200	23	0	16	0	2	1	1	0	0	0	3	0	0	11	47.8	8	34.8	2	8.7	50.2	56.9
0300	33	1	27	0	1	0	0	0	1	1	2	0	0	20	60.6	11	33.3	4	12.1	51.6	58.3
0400	101	1	83	0	7	3	1	0	0	1	5	0	0	71	70.3	30	29.7	9	8.9	52.2	57.2
0500	246	5	200	1	10	16	5	0	0	1	8	0	0	96	39	27	11	9	3.7	47.5	53.3
0600	834	23	702	1	34	24	28	0	2	8	9	2	1	125	15	44	5.3	7	0.8	44.3	49.7
0700	1720	43	1513	12	71	21	35	1	3	2	14	3	2	123	7.2	29	1.7	6	0.3	39.1	46.8
0800	1856	44	1635	17	67	38	29	1	2	3	14	2	4	57	3.1	18	1	3	0.2	35.1	45
0900	1478	24	1277	10	95	28	24	0	2	1	11	3	3	95	6.4	32	2.2	9	0.6	40.8	46.4
1000	1403	17	1223	4	88	28	21	1	1	3	10	5	2	104	7.4	15	1.1	3	0.2	41.9	47.2
1100	1186	11	998	4	101	28	32	1	2	0	5	1	3	134	11.3	44	3.7	9	0.8	42.6	48.2
1200	1338	17	1168	4	79	28	30	0	1	0	10	0	1	141	10.5	38	2.8	13	1	41.5	48.6
1300	1343	21	1177	2	67	30	32	0	1	1	7	1	4	124	9.2	37	2.8	13	1	41.9	48.2
1400	1314	16	1161	4	64	24	28	1	3	2	10	0	1	166	12.6	42	3.2	6	0.5	41.4	49
1500	1499	18	1324	7	75	36	17	1	5	3	11	0	2	97	6.5	22	1.5	5	0.3	39.3	46.4
1600	1380	29	1265	10	50	9	10	1	3	0	3	0	0	39	2.8	11	0.8	2	0.1	30.6	43.9
1700	1366	34	1256	15	43	8	8	0	1	0	1	0	0	34	2.5	11	0.8	6	0.4	29.6	44.3
1800	1370	19	1278	8	35	14	10	1	0	0	4	1	0	63	4.6	14	1	5	0.4	31.4	45
1900	1102	24	1019	4	27	16	4	0	0	1	6	0	1	136	12.3	27	2.5	7	0.6	43.4	49
2000	658	12	602	2	19	16	2	0	1	0	4	0	0	112	17	29	4.4	9	1.4	45.1	50.4
2100	497	11	453	0	16	13	1	0	0	0	3	0	0	111	22.3	31	6.2	8	1.6	46.5	52.2
2200	454	5	427	1	10	5	2	0	0	0	3	1	0	78	17.2	19	4.2	6	1.3	44	50
2300	289	6	263	0	10	6	2	0	0	1	1	0	0	69	23.9	22	7.6	9	3.1	45.3	51.5
07-19	17253	293	15275	97	835	292	276	8	24	15	100	16	22	1177	6.8	313	1.8	80	0.5	37.8	46.8
06-22	20344	363	18051	104	931	361	311	8	27	24	122	18	24	1661	8.2	444	2.2	111	0.5	38.8	47.5
06-00	21087	374	18741	105	951	372	315	8	27	25	126	19	24	1808	8.6	485	2.3	126	0.6	39	47.5
00-00	21613	382	19179	106	976	396	323	8	28	28	144	19	24	2057	9.5	578	2.7	154	0.7	39.3	47.9

Thursday, 06 April 2017

Speed Bins (km/h)																												
0 - 5	5 - 10	10 - 15	15 - 20	20 - 25	25 - 30	30 - 35	35 - 40	40 - 45	45 - 50	50 - 55	55 - 60	60 - 65	65 - 70	70 - 75	75 - 80	80 - 85	85 - 90	90 - 95	95 - 100	100 - 105	105 - 110	110 - 115	115 - 120	120 - 125	125 - 130	130 - 135	135 - 140
0	0	0	1	0	0	1	5	18	29	24	8	1	1	0	0	0	0	0	0	0	0	0	0	0	0	0	0
0	0	0	0	0	0	0	6	4	8	10	5	2	0	0	0	0	0	0	0	0	0	0	0	0	0	0	0
0	0	0	0	0	0	1	2	2	7	3	6	0	1	0	1	0	0	0	0	0	0	0	0	0	0	0	0
0	0	0	0	0	0	1	1	5	6	9	7	1	3	0	0	0	0	0	0	0	0	0	0	0	0	0	0
0	0	0	0	0	0	3	1	7	19	41	21	4	5	0	0	0	0	0	0	0	0	0	0	0	0	0	0
0	0	0	0	3	1	6	26	41	73	69	18	7	2	0	0	0	0	0	0	0	0	0	0	0	0	0	0
0	0	0	2	6	20	46	101	260	274	81	37	4	3	0	0	0	0	0	0	0	0	0	0	0	0	0	0
0	1	19	55	74	106	188	367	482	305	94	23	2	1	3	0	0	0	0	0	0	0	0	0	0	0	0	0
0	4	32	105	218	196	235	413	371	225	39	15	2	0	1	0	0	0	0	0	0	0	0	0	0	0	0	0
0	2	1	4	28	81	141	386	473	267	63	23	4	1	1	1	0	0	0	2	0	0	0	0	0	0	0	0
0	0	1	2	9	41	103	318	503	322	89	12	3	0	0	0	0	0	0	0	0	0	0	0	0	0	0	0
0	0	0	6	8	31	91	260	373	283	90	35	3	2	1	0	0	0	3	0	0	0	0	0	0	0	0	0
0	1	7	32	28	50	72	274	450	283	103	25	7	5	1	0	0	0	0	0	0	0	0	0	0	0	0	0
0	1	5	10	27	46	107	266	469	288	87	24	6	2	0	0	0	3	0	0	0	0	0	0	0	0	2	0
0	0	7	30	24	42	117	279	373	276	124	36	5	1	0	0	0	0	0	0	0	0	0	0	0	0	0	0
1	0	4	42	50	97	138	411	429	230	75	17	2	3	0	0	0	0	0	0	0	0	0	0	0	0	0	0
7	57	177	155	126	91	102	226	283	117	28	9	2	0	0	0	0	0	0	0	0	0	0	0	0	0	0	0
6	55	217	181	135	78	86	185	244	145	23	5	5	1	0	0	0	0	0	0	0	0	0	0	0	0	0	0
1	50	229	131	95	72	87	187	286	169	49	9	5	0	0	0	0	0	0	0	0	0	0	0	0	0	0	0
0	0	0	1	8	19	43	206	414	275	109	20	3	4	0	0	0	0	0	0	0	0	0	0	0	0	0	0
0	0	0	0	2	0	30	87	211	216	83	20	2	5	1	0	0	1	0	0	0	0	0	0	0	0	0	0
0	0	0	1	2	0	12	30	154	187	80	23	6	2	0	0	0	0	0	0	0	0	0	0	0	0	0	0
0	0	0	0	8	15	23	60	142	128	59	13	4	1	1	0	0	0	0	0	0	0	0	0	0	0	0	0
0	0	0	0	0	4	13	53	73	77	47	13	8	1	0	0	0	0	0	0	0	0	0	0	0	0	0	0
15	171	699	753	822	931	1467	3572	4736	2910	864	233	46	16	7	1	0	3	3	2	0	0	0	0	0	0	2	0
15	171	699	757	840	970	1598	3996	5775	3862	1217	333	61	30	8	1	0	4	3	2	0	0	0	0	0	0	2	0
15	171	699	757	848	989	1634	4109	5990	4067	1323	359	73	32	9	1	0	4	3	2	0	0	0	0	0	0	2	0
15	171	699	758	851	990	1646	4150	6067	4209	1479	424	88	44	9	2	0	4	3	2	0	0	0	0	0	0	2	0

Friday, 07 April 2017

Time	Total	Classification												>PSL	>PSL%	>SL1	>SL1%	>SL2	>SL2%	Mean	Vpp
		1	2	3	4	5	6	7	8	9	10	11	12	50	50	55	55	60	60		85
		MCL	SV	SVT	TB2	TB3	T4	ART3	ART4	ART5	ART6	BD	DRT			+5kph	+5kph	+10kph	+10kph		
0000	141	1	132	0	5	2	1	0	0	0	0	0	0	51	36.2	16	11.3	7	5	47.2	54.4
0100	64	1	58	0	2	2	0	0	0	0	1	0	0	19	29.7	10	15.6	2	3.1	47.9	54.4
0200	24	1	18	0	2	1	0	0	0	1	1	0	0	9	37.5	6	25	1	4.2	46.6	55.4
0300	32	2	26	0	2	1	0	0	0	1	0	0	0	22	68.8	10	31.3	4	12.5	51.3	58.7
0400	98	1	79	0	6	2	1	0	0	2	7	0	0	59	60.2	30	30.6	11	11.2	52.2	58.3
0500	226	3	180	0	10	13	3	0	1	3	11	2	0	91	40.3	32	14.2	13	5.8	47.2	54.7
0600	777	19	656	2	33	23	22	0	2	3	13	2	2	200	25.7	59	7.6	16	2.1	46.4	52.6
0700	1697	32	1534	2	66	15	28	3	2	3	7	2	3	57	3.4	12	0.7	3	0.2	29.5	43.9
0800	1643	36	1462	6	70	27	21	1	4	4	10	2	0	75	4.6	22	1.3	11	0.7	35.4	45.4
0900	1318	20	1157	4	76	23	26	0	1	1	5	3	2	150	11.4	29	2.2	7	0.5	42.7	49
1000	1270	24	1063	9	97	26	39	0	5	1	4	1	1	88	6.9	24	1.9	6	0.5	40.6	47.2
1100	1170	14	1010	5	86	22	23	0	2	0	5	1	2	154	13.2	41	3.5	16	1.4	43.9	49.7
1200	1300	18	1124	4	88	25	24	2	3	2	5	5	0	164	12.6	59	4.5	10	0.8	40.3	49
1300	1407	16	1260	5	58	21	35	1	0	1	6	2	2	143	10.2	33	2.3	7	0.5	36.1	47.9
1400	1466	19	1285	14	62	19	50	0	1	1	12	2	1	164	11.2	49	3.3	13	0.9	40.6	48.2
1500	1366	35	1215	11	62	12	22	0	3	0	5	1	0	102	7.5	27	2	6	0.4	34.2	46.4
1600	1540	31	1402	14	49	10	21	2	2	2	5	1	1	49	3.2	11	0.7	6	0.4	30.8	43.6
1700	1608	42	1456	11	53	13	23	0	2	2	4	1	1	129	8	30	1.9	9	0.6	37.6	47.5
1800	1325	25	1225	4	26	24	12	0	0	2	5	1	1	149	11.2	37	2.8	8	0.6	43.7	49
1900	1200	17	1098	4	31	28	6	0	2	5	9	0	0	147	12.3	39	3.3	12	1	43.5	49
2000	632	13	585	1	14	10	7	0	0	2	0	0	0	136	21.5	42	6.6	15	2.4	45.4	51.5
2100	475	6	441	0	15	8	2	0	0	0	3	0	0	83	17.5	24	5.1	9	1.9	45	50.8
2200	402	7	378	0	6	6	0	0	0	1	4	0	0	97	24.1	23	5.7	7	1.7	46.2	51.8
2300	278	1	262	1	7	5	1	0	0	0	1	0	0	88	31.7	26	9.4	9	3.2	47.1	52.9
07-19	17110	312	15193	89	793	237	324	9	25	19	73	22	14	1424	8.3	374	2.2	102	0.6	37.6	47.5
06-22	20194	367	17973	96	886	306	361	9	29	29	98	24	16	1990	9.9	538	2.7	154	0.8	38.7	48.2
06-00	20874	375	18613	97	899	317	362	9	29	30	103	24	16	2175	10.4	587	2.8	170	0.8	38.9	48.2
00-00	21459	384	19106	97	926	338	367	9	30	37	123	26	16	2426	11.3	691	3.2	208	1	39.2	48.6

Friday, 07 April 2017

Speed Bins (km/h)																											
0 - 5	5 - 10	10 - 15	15 - 20	20 - 25	25 - 30	30 - 35	35 - 40	40 - 45	45 - 50	50 - 55	55 - 60	60 - 65	65 - 70	70 - 75	75 - 80	80 - 85	85 - 90	90 - 95	95 - 100	100 - 105	105 - 110	110 - 115	115 - 120	120 - 125	125 - 130	130 - 135	135 - 140
0	0	1	2	0	0	2	14	21	50	35	9	7	0	0	0	0	0	0	0	0	0	0	0	0	0	0	0
0	0	0	0	0	0	0	8	16	21	9	8	1	0	0	0	0	1	0	0	0	0	0	0	0	0	0	0
0	0	0	1	0	0	0	4	7	3	3	5	1	0	0	0	0	0	0	0	0	0	0	0	0	0	0	0
0	0	0	0	0	1	1	2	4	2	12	6	2	2	0	0	0	0	0	0	0	0	0	0	0	0	0	0
0	0	0	0	0	0	1	5	6	27	29	19	8	2	1	0	0	0	0	0	0	0	0	0	0	0	0	0
0	0	0	0	0	5	16	25	34	55	59	19	9	3	1	0	0	0	0	0	0	0	0	0	0	0	0	0
0	0	0	2	5	4	28	70	179	289	141	43	12	4	0	0	0	0	0	0	0	0	0	0	0	0	0	0
1	32	348	261	90	97	90	243	321	157	45	9	1	0	1	0	0	0	1	0	0	0	0	0	0	0	0	0
0	10	135	119	97	86	134	337	442	208	53	11	8	3	0	0	0	0	0	0	0	0	0	0	0	0	0	0
1	0	3	9	8	37	97	242	429	342	121	22	3	4	0	0	0	0	0	0	0	0	0	0	0	0	0	0
0	0	4	6	27	64	146	298	371	266	64	18	4	2	0	0	0	0	0	0	0	0	0	0	0	0	0	0
0	0	0	8	11	11	48	206	379	353	113	25	11	2	2	1	0	0	0	0	0	0	0	0	0	0	0	0
1	11	18	20	39	64	139	262	342	240	105	49	5	4	1	0	0	0	0	0	0	0	0	0	0	0	0	0
0	33	92	107	90	68	104	235	313	222	110	26	7	0	0	0	0	0	0	0	0	0	0	0	0	0	0	0
1	3	8	33	72	73	145	231	438	298	115	36	11	2	0	0	0	0	0	0	0	0	0	0	0	0	0	0
4	27	124	113	87	124	111	213	292	169	75	21	4	1	1	0	0	0	0	0	0	0	0	0	0	0	0	0
2	44	207	155	139	149	162	232	283	118	38	5	2	0	0	1	0	0	0	0	0	0	0	0	3	0	0	0
1	15	55	103	113	69	117	326	382	298	99	21	7	1	1	0	0	0	0	0	0	0	0	0	0	0	0	0
0	0	0	0	11	27	43	218	472	405	112	29	8	0	0	0	0	0	0	0	0	0	0	0	0	0	0	0
0	0	0	1	11	26	56	211	410	338	108	27	10	2	0	0	0	0	0	0	0	0	0	0	0	0	0	0
0	0	0	3	1	2	29	70	203	188	94	27	8	4	3	0	0	0	0	0	0	0	0	0	0	0	0	0
0	0	0	0	1	6	16	50	172	147	59	15	6	2	0	1	0	0	0	0	0	0	0	0	0	0	0	0
0	0	1	1	0	0	7	42	117	137	74	16	5	2	0	0	0	0	0	0	0	0	0	0	0	0	0	0
0	0	0	0	0	3	8	17	73	89	62	17	8	1	0	0	0	0	0	0	0	0	0	0	0	0	0	0
11	175	994	934	784	869	1336	3043	4464	3076	1050	272	71	19	6	2	0	0	1	0	0	0	0	0	3	0	0	0
11	175	994	940	802	907	1465	3444	5428	4038	1452	384	107	31	9	3	0	0	1	0	0	0	0	0	3	0	0	0
11	175	995	941	802	910	1480	3503	5618	4264	1588	417	120	34	9	3	0	0	1	0	0	0	0	0	3	0	0	0
11	175	996	944	802	916	1500	3561	5706	4422	1735	483	148	41	11	3	0	1	1	0	0	0	0	0	3	0	0	0

Virtual Day (7)

Time	Total	Classification												>PSL	>PSL%	>SL1	>SL1%	>SL2	>SL2%	Mean	Vpp
		1	2	3	4	5	6	7	8	9	10	11	12	50	50	55	55	60	60		85
		MCL	SV	SVT	TB2	TB3	T4	ART3	ART4	ART5	ART6	BD	DRT			+5kph	+5kph	+10kph	+10kph		
0000	126	2	114	0	5	2	1	0	0	0	0	0	0	45	35.5	16	12.8	6	4.4	47.3	54.4
0100	59	0	53	0	3	2	0	0	0	0	0	0	0	23	38.8	8	14.3	2	3.2	48.4	54.4
0200	27	0	23	0	2	1	0	0	0	0	1	0	0	11	40.6	6	21.4	2	6.3	48.6	56.2
0300	30	1	25	0	2	1	0	0	0	0	0	0	0	17	56.3	8	28.4	3	11.5	51	58.3
0400	85	0	70	0	5	2	1	0	0	1	4	0	0	53	62.4	24	27.9	8	8.9	51.7	57.6
0500	204	4	168	0	9	9	3	0	1	2	7	0	0	89	43.7	35	17.4	12	5.7	48.8	55.8
0600	622	19	515	1	29	22	17	0	2	4	12	1	1	146	23.5	45	7.2	12	2	45.8	51.8
0700	1339	32	1175	7	63	17	25	1	3	2	10	3	3	126	9.4	37	2.7	12	0.9	38.7	47.9
0800	1424	37	1259	8	59	24	21	0	3	2	9	1	1	97	6.8	28	2	8	0.6	36.5	46.4
0900	1307	25	1144	7	68	25	22	0	2	1	7	2	2	139	10.7	35	2.7	10	0.8	41.6	48.6
1000	1218	21	1054	5	73	24	27	0	2	1	6	2	2	134	11	34	2.8	7	0.6	42.4	48.6
1100	1132	19	980	5	69	21	27	0	1	1	5	1	2	130	11.5	35	3.1	9	0.8	42.6	49
1200	1245	20	1091	5	68	24	23	0	2	1	7	2	2	128	10.3	34	2.7	9	0.7	41.4	48.6
1300	1315	18	1176	5	50	24	30	0	1	1	6	1	2	113	8.6	26	2	7	0.5	39.3	47.5
1400	1267	14	1126	7	55	24	29	0	2	1	6	1	1	122	9.7	30	2.3	7	0.6	40	47.9
1500	1335	23	1189	7	55	23	23	0	2	1	6	2	2	115	8.6	28	2.1	7	0.5	39.9	47.5
1600	1364	27	1247	8	45	15	13	1	2	1	4	1	1	85	6.2	21	1.5	6	0.5	34.9	46.4
1700	1376	33	1258	11	34	19	13	0	1	1	4	1	2	81	5.9	20	1.5	6	0.4	34.4	46.1
1800	1292	26	1195	8	26	19	9	0	1	1	5	1	1	117	9.1	28	2.1	7	0.5	38.8	47.9
1900	1019	18	941	3	24	18	7	0	0	1	5	1	1	134	13.1	33	3.3	7	0.7	43.7	49.3
2000	623	11	574	2	14	14	3	0	1	1	3	0	0	114	18.2	29	4.7	9	1.4	45.1	50.8
2100	446	7	413	1	9	10	2	0	1	1	2	0	0	91	20.4	22	5	6	1.3	45.8	51.1
2200	381	7	356	0	6	7	1	0	1	0	2	0	0	89	23.4	27	7	7	1.8	46.1	51.8
2300	232	4	215	0	7	4	1	0	0	0	1	0	0	66	28.4	23	9.8	9	3.8	47	52.9
07-19	15613	297	13896	82	666	259	261	4	21	15	74	19	20	1388	8.9	355	2.3	95	0.6	39.1	47.9
06-22	18324	352	16339	90	741	324	289	4	25	22	96	21	21	1873	10.2	484	2.6	129	0.7	39.9	48.2
06-00	18937	363	16911	90	754	334	291	4	26	23	100	21	21	2028	10.7	534	2.8	145	0.8	40.1	48.6
00-00	19468	370	17365	90	780	351	296	5	28	27	112	21	21	2266	11.6	632	3.2	176	0.9	40.4	48.6

Virtual Day (7)

Speed Bins (km/h)																												
0 - 5	5 - 10	10 - 15	15 - 20	20 - 25	25 - 30	30 - 35	35 - 40	40 - 45	45 - 50	50 - 55	55 - 60	60 - 65	65 - 70	70 - 75	75 - 80	80 - 85	85 - 90	90 - 95	95 - 100	100 - 105	105 - 110	110 - 115	115 - 120	120 - 125	125 - 130	130 - 135	135 - 140
0	0	0	0	1	1	4	12	29	35	28	11	4	1	0	0	0	0	0	0	0	0	0	0	0	0	0	0	0
0	0	0	0	0	0	1	4	12	19	14	7	1	0	0	0	0	0	0	0	0	0	0	0	0	0	0	0	0
0	0	0	0	0	0	1	2	6	8	5	4	1	0	0	0	0	0	0	0	0	0	0	0	0	0	0	0	0
0	0	0	0	0	0	1	1	4	7	8	5	2	1	0	0	0	0	0	0	0	0	0	0	0	0	0	0	0
0	0	0	0	0	0	1	3	6	22	29	16	6	2	0	0	0	0	0	0	0	0	0	0	0	0	0	0	0
0	0	0	0	1	2	5	13	31	62	54	24	8	3	1	0	0	0	0	0	0	0	0	0	0	0	0	0	0
0	0	0	2	4	10	21	58	169	212	102	32	8	3	0	0	0	0	0	0	0	0	0	0	0	0	0	0	0
0	6	54	57	53	68	110	271	369	226	90	25	6	3	1	1	0	0	1	0	0	0	0	0	0	0	0	0	0
0	6	40	93	125	101	140	295	332	194	69	20	6	2	0	0	0	0	0	0	0	0	0	0	0	0	0	0	0
0	1	5	13	35	49	98	273	410	283	104	25	6	2	1	0	0	0	0	0	1	0	0	0	0	0	0	0	0
0	0	3	6	16	37	82	233	403	302	100	27	5	2	0	0	0	0	0	0	0	0	0	0	0	0	0	0	0
0	0	1	6	16	35	78	215	366	284	96	25	7	1	1	0	0	0	1	0	0	0	0	0	0	0	0	0	0
0	2	5	16	31	45	98	255	387	277	94	25	5	2	1	0	0	0	0	0	0	0	0	0	0	0	0	0	0
0	6	32	48	61	65	103	246	386	253	86	20	5	1	0	0	0	0	0	0	0	0	0	0	0	0	0	0	0
1	3	22	31	58	72	100	225	369	264	93	23	5	1	0	0	0	0	0	0	0	0	0	0	0	0	0	0	0
1	5	23	39	42	66	105	280	390	268	87	21	5	2	0	0	0	0	0	0	0	0	0	0	0	0	0	0	0
3	29	119	100	82	84	112	224	326	199	64	15	3	1	1	0	0	0	0	0	0	0	0	0	0	0	0	0	0
3	36	109	118	103	84	110	232	306	197	60	15	4	1	0	0	0	0	0	0	0	0	0	0	0	0	0	0	0
1	19	72	51	37	47	84	218	373	271	90	21	5	1	0	0	0	0	0	0	0	0	0	0	0	0	0	0	0
0	0	0	3	11	16	39	169	353	293	101	26	4	2	1	0	0	0	0	0	0	0	0	0	0	0	0	0	0
0	0	0	1	1	4	24	75	204	200	84	21	5	2	1	0	0	0	0	0	0	0	0	0	0	0	0	0	0
0	0	0	1	2	2	10	43	140	157	69	17	4	2	0	0	0	0	0	0	0	0	0	0	0	0	0	0	0
0	0	0	0	1	3	10	35	114	128	62	20	5	1	0	0	0	0	0	0	0	0	0	0	0	0	0	0	0
0	0	0	0	0	1	5	24	58	79	43	14	6	1	0	0	0	0	0	0	0	0	0	0	0	0	0	0	0
10	112	488	578	659	755	1219	2967	4418	3018	1033	260	62	18	7	2	0	1	2	1	1	1	0	0	0	0	0	0	0
10	112	489	586	677	786	1314	3312	5284	3881	1389	355	84	27	9	3	1	1	2	1	1	1	0	0	0	0	0	0	0
10	112	489	586	679	790	1328	3371	5456	4087	1494	389	95	30	9	3	1	1	2	1	1	1	1	0	0	0	0	0	0
10	112	489	587	681	793	1340	3407	5542	4240	1633	456	117	37	11	4	1	1	2	1	1	1	1	0	0	0	0	0	0

Virtual Week (1)

Time	Total	Classification												>PSL	>PSL%	>SL1	>SL1%	>SL2	>SL2%	Mean	Vpp
		1	2	3	4	5	6	7	8	9	10	11	12	50	50	55	55	60	60		85
		MCL	SV	SVT	TB2	TB3	T4	ART3	ART4	ART5	ART6	BD	DRT			+5kph	+5kph	+10kph	+10kph		
Mon	19858	409	17522	102	882	356	332	6	32	29	144	23	21	2269	11.4	614	3.1	170	0.9	40.5	48.6
Tue	20942	453	18364	116	1009	375	351	5	39	41	141	21	27	2324	11.1	690	3.3	179	0.9	41	48.6
Wed	21499	416	19026	106	937	398	380	3	42	28	113	29	21	2199	10.2	618	2.9	184	0.9	39.5	48.2
Thu	21613	382	19179	106	976	396	323	8	28	28	144	19	24	2057	9.5	578	2.7	154	0.7	39.3	47.9
Fri	21459	384	19106	97	926	338	367	9	30	37	123	26	16	2426	11.3	691	3.2	208	1	39.2	48.6
|Sat	16468	209	15058	65	476	327	183	1	13	14	76	19	27	2037	12.4	554	3.4	171	1	40.2	49
|Sun	14435	338	13303	41	254	270	137	0	10	11	45	12	14	2547	17.6	680	4.7	169	1.2	44.4	50.4
5 Day Ave.	21074	409	18639	105	946	373	351	6	34	33	133	24	22	2255	10.7	638	3.0	179	0.8	39.9	48.4
7 Day Ave.	19468	370	17365	90	780	351	296	5	28	27	112	21	21	2266	11.6	632	3.2	176	0.9	40.4	48.6
--	136274	2591	121558	633	5460	2460	2073	32	194	188	786	149	150	15859	11.6	4425	3.2	1235	0.9	40.4	48.6

Virtual Week (1)

Speed Bins (km/h)																										
0 - 5	5 - 10	10 - 15	15 - 20	20 - 25	25 - 30	30 - 35	35 - 40	40 - 45	45 - 50	50 - 55	55 - 60	60 - 65	65 - 70	70 - 75	75 - 80	80 - 85	85 - 90	90 - 95	95 - 100	100 - 105	105 - 110	110 - 115	115 - 120	120 - 125	125 - 130	130 - 135	135 - 140
13	117	414	558	648	744	1456	3767	5687	4185	1655	444	116	33	8	4	1	2	4	1	0	1	0	0	0	0	0	0
5	47	235	494	650	817	1595	3962	6230	4583	1634	511	115	30	19	5	5	3	0	0	0	0	2	0	0	0	0	0
18	195	643	771	858	974	1543	3971	5993	4334	1581	434	118	44	11	6	0	0	3	0	0	1	0	0	0	0	0	1
15	171	699	758	851	990	1646	4150	6067	4209	1479	424	88	44	9	2	0	4	3	2	0	0	0	0	0	0	2	0
11	175	996	944	802	916	1500	3561	5706	4422	1735	483	148	41	11	3	0	1	1	0	0	0	0	0	3	0	0	0
8	77	427	528	804	940	1049	2412	4455	3731	1483	383	114	34	12	1	0	0	1	1	6	0	2	0	0	0	0	0
1	4	9	58	152	169	592	2029	4658	4216	1867	511	121	33	7	5	1	0	0	0	0	2	0	0	0	0	0	0
12	141	597	705	762	888	1548	3882	5937	4347	1617	459	117	38	12	4	1	2	2	1	0	0	0	0	1	0	0	0
10	112	489	587	681	793	1340	3407	5542	4240	1633	456	117	37	11	4	1	1	2	1	1	1	1	0	0	0	0	0
71	786	3423	4111	4765	5550	9381	23852	38796	29680	11434	3190	820	259	77	26	7	10	12	4	6	4	4	0	3	0	2	1

Site	D	7352 / Ringsend
Location	R131, south of JTC Site 4	April 2017
Direction	Northbound/Southbound	Automatic Traffic Count

Saturday, 01 April 2017

Time	Total	Classification												>PSL	>PSL%	>SL1	>SL1%	>SL2	>SL2%	Mean	Vpp
		1	2	3	4	5	6	7	8	9	10	11	12	50	50	55	55	60	60		85
		MCL	SV	SVT	TB2	TB3	T4	ART3	ART4	ART5	ART6	BD	DRT			+5kph	+5kph	+10kph	+10kph		
0000	224	4	204	0	11	4	0	0	0	1	0	0	0	46	20.5	15	6.7	3	1.3	44.8	50.8
0100	144	2	135	0	4	3	0	0	0	0	0	0	0	33	22.9	14	9.7	2	1.4	44.8	52.6
0200	82	1	76	1	3	1	0	0	0	0	0	0	0	23	28	8	9.8	3	3.7	45.6	52.2
0300	55	1	53	1	0	0	0	0	0	0	0	0	0	17	30.9	12	21.8	5	9.1	46.8	56.9
0400	99	1	82	0	13	0	0	0	0	2	1	0	0	18	18.2	7	7.1	4	4	44.7	51.1
0500	129	2	111	0	9	1	0	0	2	0	4	0	0	24	18.6	10	7.8	4	3.1	45	51.1
0600	227	6	188	0	21	2	0	0	3	2	5	0	0	34	15	18	7.9	7	3.1	43.8	49.7
0700	410	11	358	1	35	2	1	0	0	2	0	0	0	69	16.8	21	5.1	5	1.2	43.1	50.4
0800	777	14	698	2	49	11	1	0	1	0	0	1	0	71	9.1	18	2.3	7	0.9	40	47.5
0900	1046	16	967	12	42	6	3	0	0	0	0	0	0	65	6.2	14	1.3	1	0.1	37.7	45.4
1000	1170	27	1077	7	40	4	7	1	1	2	4	0	0	44	3.8	18	1.5	7	0.6	35.9	43.9
1100	1342	26	1240	14	43	8	8	0	1	2	0	0	0	25	1.9	6	0.4	3	0.2	33.7	42.5
1200	1310	14	1237	11	37	4	6	0	0	0	1	0	0	19	1.5	4	0.3	3	0.2	34.7	42.1
1300	1458	12	1383	15	28	6	11	0	0	0	2	0	1	29	2	9	0.6	7	0.5	32.9	41.4
1400	1418	13	1355	7	29	4	5	1	2	0	2	0	0	11	0.8	4	0.3	1	0.1	32	40.3
1500	1243	18	1170	8	32	9	3	1	0	1	1	0	0	42	3.4	7	0.6	5	0.4	34.2	42.1
1600	1154	16	1098	6	24	6	1	0	1	0	2	0	0	25	2.2	3	0.3	0	0	37.3	43.9
1700	1265	8	1190	6	31	15	8	2	1	1	3	0	0	17	1.3	6	0.5	1	0.1	28.3	39.2
1800	1027	11	988	0	22	4	2	0	0	0	0	0	0	42	4.1	12	1.2	2	0.2	38.8	45.4
1900	840	4	807	6	20	2	0	0	0	0	1	0	0	67	8	16	1.9	3	0.4	40	46.8
2000	642	12	609	4	10	6	0	0	1	0	0	0	0	36	5.6	4	0.6	1	0.2	39.1	46.1
2100	361	5	341	0	12	2	0	0	0	1	0	0	0	31	8.6	10	2.8	3	0.8	41.3	47.5
2200	380	8	357	2	5	5	0	0	1	0	2	0	0	52	13.7	8	2.1	1	0.3	42.4	49.7
2300	424	6	409	0	8	1	0	0	0	0	0	0	0	50	11.8	8	1.9	2	0.5	42.1	48.2
07-19	13620	186	12761	89	412	79	56	5	7	8	15	1	1	459	3.4	122	0.9	42	0.3	34.9	43.6
06-22	15690	213	14706	99	475	91	56	5	11	11	21	1	1	627	4	170	1.1	56	0.4	35.6	44.3
06-00	16494	227	15472	101	488	97	56	5	12	11	23	1	1	729	4.4	186	1.1	59	0.4	35.9	44.3
00-00	17227	238	16133	103	528	106	56	5	14	14	28	1	1	890	5.2	252	1.5	80	0.5	36.3	45

D
R131, south of JTC Site 4
Northbound/Southbound
Saturday, 01 April 2017

7352 / Ringsend
April 2017
Automatic Traffic Count

Speed Bins (km/h)																										
0 - 5	5 - 10	10 - 15	15 - 20	20 - 25	25 - 30	30 - 35	35 - 40	40 - 45	45 - 50	50 - 55	55 - 60	60 - 65	65 - 70	70 - 75	75 - 80	80 - 85	85 - 90	90 - 95	95 - 100	100 - 105	105 - 110	110 - 115	115 - 120	120 - 125	125 - 130	130 - 135	135 - 140
0	0	0	1	1	3	6	38	66	63	31	12	3	0	0	0	0	0	0	0	0	0	0	0	0	0	0
0	0	1	0	0	2	8	27	36	37	19	12	2	0	0	0	0	0	0	0	0	0	0	0	0	0	0
0	0	0	0	1	1	4	13	23	17	15	5	2	1	0	0	0	0	0	0	0	0	0	0	0	0	0
0	0	0	1	0	0	2	10	12	13	5	7	2	3	0	0	0	0	0	0	0	0	0	0	0	0	0
0	0	0	1	0	0	6	18	33	23	11	3	1	1	2	0	0	0	0	0	0	0	0	0	0	0	0
0	0	0	1	0	4	5	12	38	45	14	6	2	1	0	0	0	1	0	0	0	0	0	0	0	0	0
0	0	0	0	1	6	20	38	65	63	16	11	6	0	0	1	0	0	0	0	0	0	0	0	0	0	0
0	2	0	3	4	10	34	70	126	92	48	16	2	2	0	1	0	0	0	0	0	0	0	0	0	0	0
0	0	1	6	14	57	117	176	208	127	53	11	6	1	0	0	0	0	0	0	0	0	0	0	0	0	0
0	1	12	15	47	91	174	286	249	106	51	13	0	0	1	0	0	0	0	0	0	0	0	0	0	0	0
2	0	9	45	72	142	238	298	222	98	26	11	4	0	0	0	0	0	0	3	0	0	0	0	0	0	0
0	2	20	92	129	175	272	326	213	88	19	3	2	0	1	0	0	0	0	0	0	0	0	0	0	0	0
0	3	20	56	102	149	265	359	253	84	15	1	1	2	0	0	0	0	0	0	0	0	0	0	0	0	0
0	3	45	90	130	248	309	330	210	64	20	2	6	0	0	0	0	0	0	0	0	1	0	0	0	0	0
0	2	34	114	148	247	314	312	189	47	7	3	0	0	0	0	1	0	0	0	0	0	0	0	0	0	0
2	1	16	59	126	165	253	320	194	65	35	2	1	2	0	2	0	0	0	0	0	0	0	0	0	0	0
0	2	2	16	52	100	201	353	289	114	22	3	0	0	0	0	0	0	0	0	0	0	0	0	0	0	0
0	8	181	178	132	149	213	234	109	44	11	5	1	0	0	0	0	0	0	0	0	0	0	0	0	0	0
0	1	3	10	30	76	147	293	285	140	30	10	1	1	0	0	0	0	0	0	0	0	0	0	0	0	0
0	0	0	8	15	36	117	239	228	130	51	13	2	1	0	0	0	0	0	0	0	0	0	0	0	0	0
0	0	0	4	5	34	134	194	147	88	32	3	1	0	0	0	0	0	0	0	0	0	0	0	0	0	0
0	0	0	1	1	14	39	98	115	62	21	7	3	0	0	0	0	0	0	0	0	0	0	0	0	0	0
0	0	0	1	3	8	28	97	120	71	44	7	0	0	1	0	0	0	0	0	0	0	0	0	0	0	0
0	0	0	1	2	7	45	107	118	94	42	6	2	0	0	0	0	0	0	0	0	0	0	0	0	0	0
4	25	343	684	986	1609	2537	3357	2547	1069	337	80	24	8	2	3	1	0	0	3	0	1	0	0	0	0	0	0
4	25	343	697	1008	1699	2847	3926	3102	1412	457	114	36	9	2	4	1	0	0	3	0	1	0	0	0	0	0	0
4	25	343	699	1013	1714	2920	4130	3340	1577	543	127	38	9	3	4	1	0	0	3	0	1	0	0	0	0	0	0
4	25	344	703	1015	1724	2951	4248	3548	1775	638	172	50	15	5	4	1	1	0	3	0	1	0	0	0	0	0	0

Sunday, 02 April 2017

Time	Total	Classification												>PSL	>PSL%	>SL1	>SL1%	>SL2	>SL2%	Mean	Vpp
		1	2	3	4	5	6	7	8	9	10	11	12	50	50	55	55	60	60		85
		MCL	SV	SVT	TB2	TB3	T4	ART3	ART4	ART5	ART6	BD	DRT			+5kph	+5kph	+10kph	+10kph		
0000	211	1	198	0	10	2	0	0	0	0	0	0	0	35	16.6	10	4.7	5	2.4	44.4	50
0100	145	0	140	0	4	1	0	0	0	0	0	0	0	31	21.4	7	4.8	1	0.7	45.2	51.5
0200	74	2	65	0	7	0	0	0	0	0	0	0	0	27	36.5	9	12.2	2	2.7	46.1	54
0300	49	0	47	0	0	1	0	0	0	1	0	0	0	17	34.7	7	14.3	1	2	47.1	54.4
0400	79	0	74	0	5	0	0	0	0	0	0	0	0	16	20.3	8	10.1	3	3.8	45.7	52.2
0500	86	2	76	0	6	1	0	0	0	0	1	0	0	34	39.5	13	15.1	2	2.3	47.6	54.7
0600	172	2	158	1	10	0	0	0	0	1	0	0	0	36	20.9	11	6.4	3	1.7	43.9	52.2
0700	265	7	235	4	14	1	0	0	2	0	2	0	0	41	15.5	10	3.8	6	2.3	43.5	50
0800	402	12	363	0	22	2	0	0	1	1	1	0	0	59	14.7	22	5.5	6	1.5	43.5	49.7
0900	770	34	708	3	18	1	2	0	0	0	2	0	2	74	9.6	21	2.7	7	0.9	39.9	47.5
1000	1043	47	964	5	21	0	3	1	0	0	1	0	1	43	4.1	10	1	3	0.3	36.9	45
1100	1125	51	1044	8	12	0	3	0	1	0	3	1	2	26	2.3	6	0.5	2	0.2	34.8	42.8
1200	1287	37	1208	10	18	0	8	0	1	1	3	0	1	17	1.3	4	0.3	1	0.1	33.8	42.1
1300	1415	39	1343	10	11	2	5	0	1	0	2	1	1	21	1.5	2	0.1	1	0.1	33.3	41.4
1400	1353	36	1288	4	9	3	8	1	1	0	3	0	0	13	1	4	0.3	1	0.1	33.3	41
1500	1278	36	1202	9	20	3	6	0	0	0	1	1	0	30	2.3	8	0.6	3	0.2	34.9	42.5
1600	1240	39	1159	12	14	9	6	0	0	0	1	0	0	25	2	9	0.7	5	0.4	34.9	42.1
1700	1216	19	1169	7	12	1	5	0	0	0	2	0	1	22	1.8	4	0.3	1	0.1	35.4	42.5
1800	1088	24	1028	5	18	4	3	0	1	2	2	0	1	27	2.5	15	1.4	3	0.3	35.4	42.8
1900	960	12	915	9	16	5	2	0	0	0	1	0	0	20	2.1	3	0.3	1	0.1	37.3	43.2
2000	692	7	665	3	9	6	0	0	0	1	1	0	0	28	4	7	1	1	0.1	39.3	45.7
2100	489	13	471	1	1	2	0	0	1	0	0	0	0	21	4.3	5	1	0	0	41	46.1
2200	304	2	291	0	5	2	0	0	2	1	1	0	0	38	12.5	12	3.9	1	0.3	42.7	48.6
2300	171	3	163	0	4	0	0	0	1	0	0	0	0	33	19.3	13	7.6	7	4.1	45.2	51.1
07-19	12482	381	11711	77	189	26	49	2	8	4	23	3	9	398	3.2	115	0.9	39	0.3	35.5	43.6
06-22	14795	415	13920	91	225	39	51	2	9	6	25	3	9	503	3.4	141	1	44	0.3	36	43.9
06-00	15270	420	14374	91	234	41	51	2	12	7	26	3	9	574	3.8	166	1.1	52	0.3	36.3	44.3
00-00	15914	425	14974	91	266	46	51	2	12	8	27	3	9	734	4.6	220	1.4	66	0.4	36.6	44.6

Sunday, 02 April 2017

Speed Bins (km/h)																											
0 - 5	5 - 10	10 - 15	15 - 20	20 - 25	25 - 30	30 - 35	35 - 40	40 - 45	45 - 50	50 - 55	55 - 60	60 - 65	65 - 70	70 - 75	75 - 80	80 - 85	85 - 90	90 - 95	95 - 100	100 - 105	105 - 110	110 - 115	115 - 120	120 - 125	125 - 130	130 - 135	135 - 140
0	0	0	0	1	3	11	33	72	56	25	5	4	0	1	0	0	0	0	0	0	0	0	0	0	0	0	0
0	0	0	0	0	3	4	27	36	44	24	6	1	0	0	0	0	0	0	0	0	0	0	0	0	0	0	0
0	0	0	0	3	0	3	8	14	19	18	7	2	0	0	0	0	0	0	0	0	0	0	0	0	0	0	0
0	0	0	0	0	1	1	5	13	12	10	6	1	0	0	0	0	0	0	0	0	0	0	0	0	0	0	0
0	0	0	0	1	1	1	8	33	19	8	5	2	0	1	0	0	0	0	0	0	0	0	0	0	0	0	0
0	0	0	1	0	0	1	11	21	18	21	11	1	0	0	0	1	0	0	0	0	0	0	0	0	0	0	0
0	0	0	0	3	5	18	21	44	45	25	8	2	1	0	0	0	0	0	0	0	0	0	0	0	0	0	0
0	0	0	0	4	5	16	47	96	56	31	4	4	1	1	0	0	0	0	0	0	0	0	0	0	0	0	0
0	0	1	1	5	6	16	88	126	100	37	16	2	3	1	0	0	0	0	0	0	0	0	0	0	0	0	0
0	3	4	14	25	50	82	170	234	114	53	14	2	2	0	0	3	0	0	0	0	0	0	0	0	0	0	0
0	0	10	43	51	99	175	274	232	116	33	7	3	0	0	0	0	0	0	0	0	0	0	0	0	0	0	0
0	3	13	61	82	136	210	314	202	78	20	4	0	1	0	0	1	0	0	0	0	0	0	0	0	0	0	0
0	3	22	61	119	180	303	297	199	86	13	3	1	0	0	0	0	0	0	0	0	0	0	0	0	0	0	0
0	3	29	74	129	214	339	327	202	77	19	1	1	0	0	0	0	0	0	0	0	0	0	0	0	0	0	0
2	1	27	88	90	186	360	321	200	65	9	3	0	0	1	0	0	0	0	0	0	0	0	0	0	0	0	0
0	2	19	40	91	142	321	330	225	78	22	5	2	0	1	0	0	0	0	0	0	0	0	0	0	0	0	0
1	1	14	35	98	154	273	346	211	82	16	4	0	5	0	0	0	0	0	0	0	0	0	0	0	0	0	0
0	0	11	37	85	145	231	355	248	82	18	3	1	0	0	0	0	0	0	0	0	0	0	0	0	0	0	0
1	2	9	30	81	120	225	324	193	76	12	12	1	1	1	0	0	0	0	0	0	0	0	0	0	0	0	0
0	1	3	16	21	64	197	342	218	78	17	2	0	0	1	0	0	0	0	0	0	0	0	0	0	0	0	0
0	0	3	7	5	24	114	225	193	93	21	6	1	0	0	0	0	0	0	0	0	0	0	0	0	0	0	0
0	0	0	1	3	11	42	143	186	82	16	5	0	0	0	0	0	0	0	0	0	0	0	0	0	0	0	0
0	0	0	0	4	2	19	77	99	65	26	11	1	0	0	0	0	0	0	0	0	0	0	0	0	0	0	0
0	0	0	0	1	1	5	30	55	46	20	6	6	1	0	0	0	0	0	0	0	0	0	0	0	0	0	0
4	18	159	484	860	1437	2551	3193	2368	1010	283	76	17	13	5	0	4	0	0	0	0	0	0	0	0	0	0	0
4	19	165	508	892	1541	2922	3924	3009	1308	362	97	20	14	6	0	4	0	0	0	0	0	0	0	0	0	0	0
4	19	165	508	897	1544	2946	4031	3163	1419	408	114	27	15	6	0	4	0	0	0	0	0	0	0	0	0	0	0
4	19	165	509	902	1552	2967	4123	3352	1587	514	154	38	15	8	0	5	0	0	0	0	0	0	0	0	0	0	0

Monday, 03 April 2017

Time	Total	Classification												>PSL	>PSL%	>SL1	>SL1%	>SL2	>SL2%	Mean	Vpp
		1	2	3	4	5	6	7	8	9	10	11	12	50	50	55	55	60	60		85
		MCL	SV	SVT	TB2	TB3	T4	ART3	ART4	ART5	ART6	BD	DRT			+5kph	+5kph	+10kph	+10kph		
0000	133	4	120	0	6	1	0	1	0	0	1	0	0	29	21.8	11	8.3	3	2.3	45.2	51.1
0100	42	1	39	0	1	0	0	0	1	0	0	0	0	13	31	8	19	3	7.1	47.6	55.1
0200	17	0	14	0	1	0	0	0	0	1	1	0	0	5	29.4	0	0	0	0	44.3	52.6
0300	22	0	16	0	5	0	0	0	1	0	0	0	0	7	31.8	4	18.2	1	4.5	47	56.9
0400	105	0	95	2	5	1	0	0	0	0	2	0	0	16	15.2	8	7.6	5	4.8	44.9	49.7
0500	236	8	206	0	13	3	0	0	2	2	2	0	0	47	19.9	23	9.7	12	5.1	44.8	51.5
0600	698	26	620	2	33	4	1	0	2	5	4	1	0	60	8.6	26	3.7	6	0.9	40	46.8
0700	1721	42	1558	10	72	16	8	1	4	2	7	1	0	37	2.1	15	0.9	11	0.6	33.7	42.1
0800	1667	76	1489	25	52	5	12	1	2	2	3	0	0	12	0.7	5	0.3	1	0.1	27.5	37.4
0900	1361	49	1217	14	62	8	5	1	3	1	1	0	0	29	2.1	5	0.4	2	0.1	33.6	42.8
1000	976	16	864	10	66	9	6	0	3	0	2	0	0	49	5	9	0.9	2	0.2	37.3	44.6
1100	926	15	822	9	63	9	4	0	1	2	1	0	0	43	4.6	6	0.6	0	0	36.7	44.3
1200	1009	18	900	6	62	14	4	1	1	3	0	0	0	39	3.9	8	0.8	3	0.3	37.4	44.6
1300	1053	22	958	5	49	8	5	1	2	1	2	0	0	27	2.6	10	0.9	5	0.5	35.5	43.2
1400	1050	22	937	6	61	11	11	0	0	0	2	0	0	28	2.7	13	1.2	6	0.6	35.8	42.8
1500	1195	21	1086	9	62	3	4	1	3	2	3	0	1	27	2.3	6	0.5	2	0.2	35.2	42.8
1600	1330	35	1206	9	60	7	7	0	1	0	4	0	1	35	2.6	6	0.5	3	0.2	33.3	41.8
1700	1291	100	1113	14	35	8	14	1	0	2	2	0	2	36	2.8	9	0.7	2	0.2	34.7	42.8
1800	1272	77	1133	16	28	7	6	1	0	0	4	0	0	33	2.6	7	0.6	2	0.2	36	42.8
1900	1160	42	1087	5	13	3	3	0	1	0	4	1	1	34	2.9	8	0.7	3	0.3	35.4	43.2
2000	774	24	721	6	14	2	0	0	1	3	3	0	0	44	5.7	9	1.2	0	0	38.3	45.7
2100	573	18	542	1	6	3	0	0	0	1	2	0	0	42	7.3	11	1.9	1	0.2	40	46.8
2200	596	11	557	0	16	5	3	0	2	0	2	0	0	56	9.4	11	1.8	3	0.5	41.4	47.5
2300	188	5	171	0	7	2	0	0	1	1	1	0	0	44	23.4	12	6.4	3	1.6	44.4	50.8
07-19	14851	493	13283	133	672	105	86	8	20	15	31	1	4	395	2.7	99	0.7	39	0.3	34.3	42.8
06-22	18056	603	16253	147	738	117	90	8	24	24	44	3	5	575	3.2	153	0.8	49	0.3	34.9	43.2
06-00	18840	619	16981	147	761	124	93	8	27	25	47	3	5	675	3.6	176	0.9	55	0.3	35.2	43.6
00-00	19395	632	17471	149	792	129	93	9	31	28	53	3	5	792	4.1	230	1.2	79	0.4	35.5	43.9

Monday, 03 April 2017

Speed Bins (km/h)																											
0 - 5	5 - 10	10 - 15	15 - 20	20 - 25	25 - 30	30 - 35	35 - 40	40 - 45	45 - 50	50 - 55	55 - 60	60 - 65	65 - 70	70 - 75	75 - 80	80 - 85	85 - 90	90 - 95	95 - 100	100 - 105	105 - 110	110 - 115	115 - 120	120 - 125	125 - 130	130 - 135	135 - 140
0	0	0	0	0	1	9	21	31	42	18	8	3	0	0	0	0	0	0	0	0	0	0	0	0	0	0	0
0	0	0	0	0	0	0	4	12	13	5	5	2	1	0	0	0	0	0	0	0	0	0	0	0	0	0	0
0	0	0	0	0	1	2	3	1	5	5	0	0	0	0	0	0	0	0	0	0	0	0	0	0	0	0	0
0	0	0	0	0	1	0	2	7	5	3	3	1	0	0	0	0	0	0	0	0	0	0	0	0	0	0	0
0	0	0	0	0	0	3	16	46	24	8	3	5	0	0	0	0	0	0	0	0	0	0	0	0	0	0	0
0	0	0	2	3	4	16	35	60	69	24	11	7	3	1	0	0	0	1	0	0	0	0	0	0	0	0	0
0	0	4	6	13	59	81	156	217	102	34	20	4	1	1	0	0	0	0	0	0	0	0	0	0	0	0	0
3	1	27	95	156	304	346	386	267	99	22	4	2	3	2	1	0	0	0	0	0	3	0	0	0	0	0	0
1	11	150	278	256	270	302	242	121	24	7	4	1	0	0	0	0	0	0	0	0	0	0	0	0	0	0	0
0	2	25	98	128	201	256	293	230	99	24	3	2	0	0	0	0	0	0	0	0	0	0	0	0	0	0	0
0	2	10	22	44	74	179	262	243	91	40	7	1	0	1	0	0	0	0	0	0	0	0	0	0	0	0	0
0	2	2	23	43	103	192	248	180	90	37	6	0	0	0	0	0	0	0	0	0	0	0	0	0	0	0	0
0	0	3	27	35	104	171	287	235	108	31	5	2	0	1	0	0	0	0	0	0	0	0	0	0	0	0	0
1	1	10	23	88	134	206	264	212	87	17	5	3	1	0	0	1	0	0	0	0	0	0	0	0	0	0	0
0	8	19	25	48	99	219	316	214	74	15	7	4	1	0	1	0	0	0	0	0	0	0	0	0	0	0	0
0	1	18	36	112	138	224	313	237	89	21	4	1	0	1	0	0	0	0	0	0	0	0	0	0	0	0	0
0	0	29	96	153	161	275	309	198	74	29	3	3	0	0	0	0	0	0	0	0	0	0	0	0	0	0	0
0	1	12	60	106	192	257	296	237	94	27	7	2	0	0	0	0	0	0	0	0	0	0	0	0	0	0	0
0	1	8	30	91	132	230	375	282	90	26	5	0	2	0	0	0	0	0	0	0	0	0	0	0	0	0	0
0	1	7	40	85	146	230	310	217	90	26	5	2	1	0	0	0	0	0	0	0	0	0	0	0	0	0	0
0	0	3	8	25	47	158	222	178	89	35	9	0	0	0	0	0	0	0	0	0	0	0	0	0	0	0	0
0	0	0	5	8	37	81	143	160	97	31	10	1	0	0	0	0	0	0	0	0	0	0	0	0	0	0	0
0	0	1	4	8	9	51	161	203	103	45	8	3	0	0	0	0	0	0	0	0	0	0	0	0	0	0	0
0	0	1	0	2	3	8	37	46	47	32	9	2	1	0	0	0	0	0	0	0	0	0	0	0	0	0	0
5	30	313	813	1260	1912	2857	3591	2656	1019	296	60	21	7	5	2	1	0	0	0	0	3	0	0	0	0	0	0
5	31	327	872	1391	2201	3407	4422	3428	1397	422	104	28	9	6	2	1	0	0	0	0	3	0	0	0	0	0	0
5	31	329	876	1401	2213	3466	4620	3677	1547	499	121	33	10	6	2	1	0	0	0	0	3	0	0	0	0	0	0
5	31	329	878	1404	2220	3496	4701	3834	1705	562	151	51	14	7	2	1	0	1	0	0	3	0	0	0	0	0	0

Tuesday, 04 April 2017

Time	Total	Classification												>PSL	>PSL%	>SL1	>SL1%	>SL2	>SL2%	Mean	Vpp
		1	2	3	4	5	6	7	8	9	10	11	12	50	50	55	55	60	60		85
		MCL	SV	SVT	TB2	TB3	T4	ART3	ART4	ART5	ART6	BD	DRT			+5kph	+5kph	+10kph	+10kph		
0000	112	2	99	0	9	0	0	0	1	0	1	0	0	28	25	6	5.4	2	1.8	45.7	51.1
0100	61	1	53	0	3	2	0	0	2	0	0	0	0	23	37.7	13	21.3	2	3.3	48.5	55.8
0200	23	1	17	0	3	0	0	0	0	1	1	0	0	7	30.4	7	30.4	3	13	47	58
0300	32	2	22	0	6	0	0	0	0	1	1	0	0	13	40.6	5	15.6	4	12.5	48	54.7
0400	97	1	83	0	8	0	0	0	3	1	1	0	0	23	23.7	13	13.4	5	5.2	46.3	53.3
0500	237	5	218	0	6	1	0	0	1	4	1	0	1	37	15.6	14	5.9	13	5.5	44.6	49.7
0600	771	21	691	2	33	10	2	0	2	1	8	1	0	59	7.7	26	3.4	8	1	40.5	46.8
0700	1810	51	1654	14	61	10	10	1	1	4	3	1	0	25	1.4	5	0.3	2	0.1	32.9	40.7
0800	1697	84	1492	15	56	13	24	2	1	4	6	0	0	15	0.9	7	0.4	2	0.1	28.4	38.2
0900	1481	45	1326	10	78	5	11	0	2	1	2	0	1	39	2.6	11	0.7	6	0.4	33.7	41.8
1000	1158	20	1018	6	89	3	11	2	2	2	5	0	0	40	3.5	12	1	1	0.1	37	44.3
1100	992	24	871	2	82	4	7	0	1	0	1	0	0	43	4.3	13	1.3	4	0.4	37.9	45
1200	1103	16	964	5	94	7	12	0	2	3	0	0	0	36	3.3	10	0.9	1	0.1	36.6	43.9
1300	1093	23	976	10	69	3	3	2	3	0	4	0	0	48	4.4	15	1.4	4	0.4	35.6	43.9
1400	1132	19	1022	10	71	3	5	0	0	0	2	0	0	36	3.2	6	0.5	3	0.3	34.5	43.6
1500	1207	24	1094	7	68	6	4	0	2	0	2	0	0	49	4.1	15	1.2	1	0.1	35.5	43.6
1600	1401	47	1256	14	70	5	4	0	2	1	2	0	0	46	3.3	12	0.9	4	0.3	34.2	42.8
1700	1285	103	1113	12	29	11	8	2	2	0	3	1	1	61	4.7	21	1.6	7	0.5	36.8	44.3
1800	1318	69	1192	16	25	5	6	0	0	0	4	0	1	27	2	7	0.5	5	0.4	34.9	42.8
1900	1241	53	1135	11	21	11	6	0	0	1	2	0	1	40	3.2	13	1	8	0.6	34.9	43.6
2000	791	36	723	3	21	4	2	0	0	2	0	0	0	43	5.4	17	2.1	3	0.4	38.6	44.6
2100	620	20	573	5	10	4	2	0	0	3	3	0	0	42	6.8	15	2.4	3	0.5	40.5	46.4
2200	409	23	368	1	9	4	0	0	3	0	1	0	0	41	10	6	1.5	1	0.2	41.5	47.9
2300	237	8	218	2	7	1	0	0	0	1	0	0	0	41	17.3	15	6.3	8	3.4	44.1	50.8
07-19	15677	525	13978	121	792	75	105	9	18	15	34	2	3	465	3	134	0.9	40	0.3	34.5	42.8
06-22	19100	655	17100	142	877	104	117	9	20	22	47	3	4	649	3.4	205	1.1	62	0.3	35.1	43.6
06-00	19746	686	17686	145	893	109	117	9	23	23	48	3	4	731	3.7	226	1.1	71	0.4	35.3	43.6
00-00	20308	698	18178	145	928	112	117	9	30	30	53	3	5	862	4.2	284	1.4	100	0.5	35.6	43.9

Tuesday, 04 April 2017

Speed Bins (km/h)																											
0 - 5	5 - 10	10 - 15	15 - 20	20 - 25	25 - 30	30 - 35	35 - 40	40 - 45	45 - 50	50 - 55	55 - 60	60 - 65	65 - 70	70 - 75	75 - 80	80 - 85	85 - 90	90 - 95	95 - 100	100 - 105	105 - 110	110 - 115	115 - 120	120 - 125	125 - 130	130 - 135	135 - 140
0	0	0	0	0	5	6	5	27	41	22	4	2	0	0	0	0	0	0	0	0	0	0	0	0	0	0	0
0	0	0	0	0	0	1	5	12	20	10	11	1	1	0	0	0	0	0	0	0	0	0	0	0	0	0	0
0	0	0	0	0	0	1	4	10	1	0	4	3	0	0	0	0	0	0	0	0	0	0	0	0	0	0	0
0	0	0	0	0	1	2	1	8	7	8	1	3	0	0	1	0	0	0	0	0	0	0	0	0	0	0	0
0	0	0	0	0	0	2	14	32	26	10	8	2	2	1	0	0	0	0	0	0	0	0	0	0	0	0	0
0	0	0	0	0	10	12	27	78	73	23	1	8	2	3	0	0	0	0	0	0	0	0	0	0	0	0	0
0	0	0	1	14	35	121	189	230	122	33	18	2	4	1	1	0	0	0	0	0	0	0	0	0	0	0	0
2	0	13	104	204	316	424	421	232	69	20	3	1	0	0	1	0	0	0	0	0	0	0	0	0	0	0	0
2	18	148	204	251	288	335	287	111	38	8	5	2	0	0	0	0	0	0	0	0	0	0	0	0	0	0	0
2	0	17	70	198	202	282	353	233	85	28	5	3	1	1	0	0	1	0	0	0	0	0	0	0	0	0	0
2	0	4	17	51	125	239	307	265	108	28	11	1	0	0	0	0	0	0	0	0	0	0	0	0	0	0	0
0	1	15	17	45	58	153	275	275	110	30	9	3	1	0	0	0	0	0	0	0	0	0	0	0	0	0	0
0	1	13	41	59	106	166	290	291	100	26	9	1	0	0	0	0	0	0	0	0	0	0	0	0	0	0	0
0	1	18	52	72	114	223	280	192	93	33	11	1	1	0	0	2	0	0	0	0	0	0	0	0	0	0	0
0	2	17	74	98	132	226	265	200	82	30	3	2	1	0	0	0	0	0	0	0	0	0	0	0	0	0	0
0	2	17	60	82	111	243	335	205	103	34	14	1	0	0	0	0	0	0	0	0	0	0	0	0	0	0	0
0	5	18	72	112	217	317	323	203	88	34	8	3	1	0	0	0	0	0	0	0	0	0	0	0	0	0	0
0	5	4	42	67	136	209	384	260	117	40	14	1	1	3	2	0	0	0	0	0	0	0	0	0	0	0	0
0	1	11	35	106	195	280	356	211	96	20	2	3	1	1	0	0	0	0	0	0	0	0	0	0	0	0	0
0	1	12	49	115	167	255	293	205	104	27	5	5	2	0	0	0	0	0	0	1	0	0	0	0	0	0	0
0	0	3	8	16	44	159	241	202	75	26	14	2	0	0	1	0	0	0	0	0	0	0	0	0	0	0	0
0	0	1	3	19	9	67	178	203	98	27	12	2	1	0	0	0	0	0	0	0	0	0	0	0	0	0	0
0	2	0	4	1	13	38	97	137	76	35	5	0	1	0	0	0	0	0	0	0	0	0	0	0	0	0	0
0	0	0	1	3	3	8	53	79	49	26	7	7	0	0	0	1	0	0	0	0	0	0	0	0	0	0	0
8	36	295	788	1345	2000	3097	3876	2678	1089	331	94	22	7	5	3	2	1	0	0	0	0	0	0	0	0	0	0
8	37	311	849	1509	2255	3699	4777	3518	1488	444	143	33	14	6	5	2	1	0	0	1	0	0	0	0	0	0	0
8	39	311	854	1513	2271	3745	4927	3734	1613	505	155	40	15	6	5	3	1	0	0	1	0	0	0	0	0	0	0
8	39	311	854	1513	2287	3769	4983	3901	1781	578	184	59	20	10	6	3	1	0	0	1	0	0	0	0	0	0	0

Wednesday, 05 April 2017

Time	Total	Classification												>PSL	>PSL%	>SL1	>SL1%	>SL2	>SL2%	Mean	Vpp
		1	2	3	4	5	6	7	8	9	10	11	12	50	50	55	55	60	60		85
		MCL	SV	SVT	TB2	TB3	T4	ART3	ART4	ART5	ART6	BD	DRT			+5kph	+5kph	+10kph	+10kph		
0000	98	4	89	0	3	1	0	0	0	1	0	0	0	31	31.6	14	14.3	7	7.1	46.6	54
0100	38	1	29	0	6	0	1	0	0	1	0	0	0	12	31.6	6	15.8	1	2.6	47.4	54.7
0200	12	0	11	0	1	0	0	0	0	0	0	0	0	2	16.7	1	8.3	1	8.3	43.9	49.7
0300	39	4	27	0	5	0	0	0	2	0	1	0	0	13	33.3	7	17.9	2	5.1	44.4	54.7
0400	118	1	103	0	11	0	0	0	1	2	0	0	0	25	21.2	6	5.1	4	3.4	45.6	50.8
0500	212	7	180	1	15	1	3	0	0	2	2	0	1	43	20.3	14	6.6	7	3.3	44.2	51.5
0600	730	22	643	7	30	7	4	0	0	6	7	1	3	53	7.3	20	2.7	4	0.5	38.7	46.8
0700	1720	49	1544	23	67	19	9	1	1	2	5	0	0	34	2	12	0.7	3	0.2	32.5	41.4
0800	1633	80	1454	14	46	16	12	0	1	0	7	2	1	17	1	6	0.4	1	0.1	29.3	38.9
0900	1445	38	1316	12	56	10	9	0	1	0	3	0	0	34	2.4	8	0.6	3	0.2	35.5	43.2
1000	1132	21	1009	8	72	11	7	0	1	0	2	0	1	52	4.6	18	1.6	10	0.9	36.4	44.3
1100	1025	17	901	4	89	4	4	0	3	0	3	0	0	42	4.1	15	1.5	6	0.6	37.1	43.9
1200	1106	28	987	15	63	4	2	0	3	3	1	0	0	28	2.5	9	0.8	4	0.4	34.9	43.2
1300	1222	25	1095	7	72	6	3	2	3	2	4	0	3	27	2.2	4	0.3	1	0.1	34.9	43.2
1400	1198	14	1091	7	62	11	10	0	1	1	1	0	0	32	2.7	11	0.9	1	0.1	34.5	42.5
1500	1257	30	1123	9	80	4	7	0	0	0	4	0	0	36	2.9	9	0.7	4	0.3	35.8	43.6
1600	1323	54	1182	10	55	13	5	2	1	1	0	0	0	33	2.5	15	1.1	5	0.4	32.3	42.5
1700	1181	85	1045	7	22	10	8	0	1	1	2	0	0	38	3.2	13	1.1	8	0.7	32	42.5
1800	1364	89	1216	15	27	5	8	1	2	1	0	0	0	29	2.1	6	0.4	3	0.2	32.9	42.1
1900	1165	46	1080	5	19	6	5	0	1	0	2	1	0	29	2.5	8	0.7	2	0.2	35.3	42.8
2000	899	31	836	6	16	8	1	0	0	0	1	0	0	34	3.8	6	0.7	0	0	37.6	44.6
2100	659	10	633	4	8	1	1	0	0	2	0	0	0	38	5.8	10	1.5	2	0.3	39.9	46.1
2200	454	17	424	3	2	6	1	0	1	0	0	0	0	59	13	15	3.3	3	0.7	43.2	49.3
2300	265	6	249	1	6	2	0	0	1	0	0	0	0	59	22.3	24	9.1	5	1.9	44.2	52.2
07-19	15606	530	13963	131	711	113	84	6	18	11	32	2	5	402	2.6	126	0.8	49	0.3	33.8	42.8
06-22	19059	639	17155	153	784	135	95	6	19	19	42	4	8	556	2.9	170	0.9	57	0.3	34.5	43.2
06-00	19778	662	17828	157	792	143	96	6	21	19	42	4	8	674	3.4	209	1.1	65	0.3	34.8	43.6
00-00	20295	679	18267	158	833	145	100	6	24	25	45	4	9	800	3.9	257	1.3	87	0.4	35.1	43.9

Wednesday, 05 April 2017

Speed Bins (km/h)																											
0 - 5	5 - 10	10 - 15	15 - 20	20 - 25	25 - 30	30 - 35	35 - 40	40 - 45	45 - 50	50 - 55	55 - 60	60 - 65	65 - 70	70 - 75	75 - 80	80 - 85	85 - 90	90 - 95	95 - 100	100 - 105	105 - 110	110 - 115	115 - 120	120 - 125	125 - 130	130 - 135	135 - 140
0	0	0	0	4	1	2	6	32	22	17	7	5	1	1	0	0	0	0	0	0	0	0	0	0	0	0	0
0	0	0	1	0	0	1	4	7	13	6	5	0	0	1	0	0	0	0	0	0	0	0	0	0	0	0	0
0	0	0	0	0	0	1	4	3	2	1	0	1	0	0	0	0	0	0	0	0	0	0	0	0	0	0	0
0	0	0	3	0	1	1	8	8	5	6	5	1	0	0	1	0	0	0	0	0	0	0	0	0	0	0	0
0	0	0	0	0	1	3	13	43	33	19	2	3	1	0	0	0	0	0	0	0	0	0	0	0	0	0	0
0	0	0	2	3	7	5	41	53	58	29	7	4	2	1	0	0	0	0	0	0	0	0	0	0	0	0	0
0	0	2	9	41	79	83	168	183	112	33	16	3	1	0	0	0	0	0	0	0	0	0	0	0	0	0	0
1	4	37	147	201	251	328	374	271	72	22	9	2	1	0	0	0	0	0	0	0	0	0	0	0	0	0	0
2	8	101	179	304	253	275	318	139	37	11	5	0	0	0	0	1	0	0	0	0	0	0	0	0	0	0	0
1	2	14	49	97	158	304	377	305	104	26	5	3	0	0	0	0	0	0	0	0	0	0	0	0	0	0	0
0	1	8	43	86	117	186	298	241	100	34	8	5	3	0	2	0	0	0	0	0	0	0	0	0	0	0	0
0	1	2	19	45	114	191	292	224	95	27	9	4	0	0	0	0	0	0	1	0	0	0	1	0	0	0	0
0	0	7	63	106	120	221	281	187	93	19	5	3	1	0	0	0	0	0	0	0	0	0	0	0	0	0	0
0	0	13	74	97	141	226	315	254	75	23	3	1	0	0	0	0	0	0	0	0	0	0	0	0	0	0	0
0	1	17	55	98	170	244	309	200	72	21	10	0	1	0	0	0	0	0	0	0	0	0	0	0	0	0	0
1	1	7	39	88	145	246	342	241	111	27	5	2	1	0	0	0	0	0	0	0	0	0	0	0	1	0	0
1	6	68	105	155	169	233	274	196	83	18	10	5	0	0	0	0	0	0	0	0	0	0	0	0	0	0	0
1	13	64	110	139	163	185	228	157	83	25	5	4	1	3	0	0	0	0	0	0	0	0	0	0	0	0	0
0	1	20	116	168	196	262	263	238	71	23	3	2	1	0	0	0	0	0	0	0	0	0	0	0	0	0	0
1	0	4	40	94	125	273	311	195	93	21	6	2	0	0	0	0	0	0	0	0	0	0	0	0	0	0	0
0	1	4	11	39	75	171	246	220	98	28	6	0	0	0	0	0	0	0	0	0	0	0	0	0	0	0	0
0	0	0	0	17	18	93	218	185	90	28	8	1	1	0	0	0	0	0	0	0	0	0	0	0	0	0	0
0	0	0	2	5	5	22	84	176	101	44	12	3	0	0	0	0	0	0	0	0	0	0	0	0	0	0	0
0	0	0	0	1	3	23	55	76	48	35	19	2	2	1	0	0	0	0	0	0	0	0	0	0	0	0	0
7	38	358	999	1584	1997	2901	3671	2653	996	276	77	31	9	3	2	1	0	0	1	0	0	0	1	0	1	0	0
8	39	368	1059	1775	2294	3521	4614	3436	1389	386	113	37	11	3	2	1	0	0	1	0	0	0	1	0	1	0	0
8	39	368	1061	1781	2302	3566	4753	3688	1538	465	144	42	13	4	2	1	0	0	1	0	0	0	1	0	1	0	0
8	39	368	1067	1788	2312	3579	4829	3834	1671	543	170	56	17	7	3	1	0	0	1	0	0	0	1	0	1	0	0

Thursday, 06 April 2017

Time	Total	Classification												>PSL	>PSL%	>SL1	>SL1%	>SL2	>SL2%	Mean	Vpp
		1	2	3	4	5	6	7	8	9	10	11	12	50	50	55	55	60	60		85
		MCL	SV	SVT	TB2	TB3	T4	ART3	ART4	ART5	ART6	BD	DRT			+5kph	+5kph	+10kph	+10kph		
0000	115	2	108	0	5	0	0	0	0	0	0	0	0	27	23.5	8	7	3	2.6	45.4	51.5
0100	44	0	43	0	0	1	0	0	0	0	0	0	0	17	38.6	12	27.3	7	15.9	49.8	59.4
0200	36	1	33	0	1	0	0	0	0	0	1	0	0	13	36.1	8	22.2	2	5.6	47.2	55.1
0300	47	1	41	0	4	0	0	0	1	0	0	0	0	15	31.9	5	10.6	3	6.4	48.2	54.4
0400	121	1	106	0	11	1	0	0	0	1	1	0	0	29	24	16	13.2	7	5.8	45.2	53.3
0500	237	5	212	0	14	1	0	0	1	3	1	0	0	48	20.3	15	6.3	3	1.3	44.7	50.8
0600	718	15	641	2	30	13	4	0	1	4	7	0	1	60	8.4	20	2.8	9	1.3	40	46.8
0700	1661	46	1494	20	68	12	8	3	1	3	4	2	0	30	1.8	8	0.5	6	0.4	33.9	42.1
0800	1665	67	1509	16	37	11	14	1	4	2	3	1	0	10	0.6	4	0.2	4	0.2	28.5	38.5
0900	1366	51	1215	12	65	11	5	0	3	2	2	0	0	40	2.9	9	0.7	3	0.2	35.2	43.6
1000	1195	22	1052	12	86	11	7	0	1	1	3	0	0	32	2.7	9	0.8	0	0	36	43.9
1100	1019	18	894	6	86	3	7	0	3	0	2	0	0	42	4.1	8	0.8	2	0.2	36.6	44.3
1200	1157	22	1000	14	96	10	10	0	1	1	3	0	0	37	3.2	11	1	3	0.3	35.7	43.2
1300	1165	25	1041	7	77	3	4	2	3	0	3	0	0	25	2.1	9	0.8	5	0.4	35.5	42.8
1400	1151	21	1048	9	52	6	6	3	1	1	3	1	0	20	1.7	5	0.4	2	0.2	33.7	42.5
1500	1210	22	1079	7	77	3	13	0	5	1	1	1	1	37	3.1	7	0.6	2	0.2	35.2	43.2
1600	1339	39	1228	11	41	6	7	0	2	2	1	2	0	17	1.3	8	0.6	4	0.3	30.8	41
1700	1206	96	1056	8	31	8	3	1	0	0	1	0	2	34	2.8	18	1.5	9	0.7	34.3	42.8
1800	1247	85	1106	11	28	7	8	0	0	0	1	0	1	22	1.8	4	0.3	0	0	34.8	42.1
1900	1223	53	1116	10	28	8	0	1	1	1	5	0	0	32	2.6	12	1	7	0.6	34.3	43.2
2000	815	32	744	4	23	6	3	0	0	1	1	1	0	57	7	18	2.2	4	0.5	38.7	45.7
2100	654	15	612	4	12	6	3	0	0	0	2	0	0	39	6	11	1.7	3	0.5	40.1	46.1
2200	568	13	539	0	7	6	1	0	2	0	0	0	0	44	7.7	6	1.1	2	0.4	41.3	47.2
2300	326	9	297	3	10	5	0	0	0	0	2	0	0	48	14.7	19	5.8	6	1.8	43.1	49.7
07-19	15381	514	13722	133	744	91	92	10	24	13	27	7	4	346	2.2	100	0.7	40	0.3	34	42.5
06-22	18791	629	16835	153	837	124	102	11	26	19	42	8	5	534	2.8	161	0.9	63	0.3	34.6	43.2
06-00	19685	651	17671	156	854	135	103	11	28	19	44	8	5	626	3.2	186	0.9	71	0.4	35	43.6
00-00	20285	661	18214	156	889	138	103	11	30	23	47	8	5	775	3.8	250	1.2	96	0.5	35.3	43.9

Thursday, 06 April 2017

Speed Bins (km/h)																											
0 - 5	5 - 10	10 - 15	15 - 20	20 - 25	25 - 30	30 - 35	35 - 40	40 - 45	45 - 50	50 - 55	55 - 60	60 - 65	65 - 70	70 - 75	75 - 80	80 - 85	85 - 90	90 - 95	95 - 100	100 - 105	105 - 110	110 - 115	115 - 120	120 - 125	125 - 130	130 - 135	135 - 140
0	0	0	0	1	1	0	20	36	30	19	5	2	0	1	0	0	0	0	0	0	0	0	0	0	0	0	0
0	0	0	0	0	0	1	4	7	15	5	5	5	2	0	0	0	0	0	0	0	0	0	0	0	0	0	0
0	0	0	0	0	0	0	5	12	6	5	6	2	0	0	0	0	0	0	0	0	0	0	0	0	0	0	0
0	0	0	0	0	0	1	4	11	16	10	2	1	1	1	0	0	0	0	0	0	0	0	0	0	0	0	0
0	0	0	1	0	0	7	20	38	26	13	9	6	1	0	0	0	0	0	0	0	0	0	0	0	0	0	0
0	0	0	0	2	3	15	32	71	66	33	12	1	0	0	2	0	0	0	0	0	0	0	0	0	0	0	0
0	0	3	4	20	40	114	170	188	119	40	11	6	0	1	0	2	0	0	0	0	0	0	0	0	0	0	0
2	3	46	79	164	235	306	398	313	85	22	2	2	0	1	0	0	0	0	0	0	0	0	2	0	0	1	0
2	11	112	257	277	230	272	315	138	41	6	0	4	0	0	0	0	0	0	0	0	0	0	0	0	0	0	0
0	1	13	57	116	186	227	345	279	102	31	6	1	1	0	1	0	0	0	0	0	0	0	0	0	0	0	0
0	2	12	40	79	110	247	309	246	118	23	9	0	0	0	0	0	0	0	0	0	0	0	0	0	0	0	0
0	0	8	25	67	98	187	284	206	102	34	6	2	0	0	0	0	0	0	0	0	0	0	0	0	0	0	0
0	1	9	39	75	123	232	327	229	85	26	8	2	1	0	0	0	0	0	0	0	0	0	0	0	0	0	0
1	0	4	31	74	155	263	303	227	82	16	4	4	0	0	1	0	0	0	0	0	0	0	0	0	0	0	0
0	2	14	83	103	170	226	278	183	72	15	3	1	1	0	0	0	0	0	0	0	0	0	0	0	0	0	0
0	1	12	66	76	148	227	305	254	84	30	5	0	0	1	0	0	0	0	0	0	0	1	0	0	0	0	0
1	3	80	136	180	210	204	261	189	58	9	4	3	0	1	0	0	0	0	0	0	0	0	0	0	0	0	0
1	3	32	63	107	143	259	280	194	90	16	9	3	5	0	1	0	0	0	0	0	0	0	0	0	0	0	0
0	1	12	43	96	162	282	338	199	92	18	4	0	0	0	0	0	0	0	0	0	0	0	0	0	0	0	0
0	3	39	85	111	121	200	295	254	83	20	5	4	2	1	0	0	0	0	0	0	0	0	0	0	0	0	0
0	1	0	17	31	51	112	233	218	95	39	14	3	0	1	0	0	0	0	0	0	0	0	0	0	0	0	0
0	1	2	4	16	32	71	171	222	96	28	8	2	0	0	1	0	0	0	0	0	0	0	0	0	0	0	0
0	0	0	4	2	14	61	149	189	105	38	4	1	0	0	1	0	0	0	0	0	0	0	0	0	0	0	0
0	0	0	1	2	5	30	67	100	73	29	13	4	2	0	0	0	0	0	0	0	0	0	0	0	0	0	0
7	28	354	919	1414	1970	2932	3743	2657	1011	246	60	22	8	3	3	0	0	0	0	0	0	1	2	0	0	1	0
7	33	398	1029	1592	2214	3429	4612	3539	1404	373	98	37	10	6	4	2	0	0	0	0	0	1	2	0	0	1	0
7	33	398	1034	1596	2233	3520	4828	3828	1582	440	115	42	12	6	5	2	0	0	0	0	0	1	2	0	0	1	0
7	33	398	1035	1599	2237	3544	4913	4003	1741	525	154	59	16	8	7	2	0	0	0	0	0	1	2	0	0	1	0

Friday, 07 April 2017

Time	Total	Classification												>PSL	>PSL%	>SL1	>SL1%	>SL2	>SL2%	Mean	Vpp
		1	2	3	4	5	6	7	8	9	10	11	12	50	50	55	55	60	60		85
		MCL	SV	SVT	TB2	TB3	T4	ART3	ART4	ART5	ART6	BD	DRT			+5kph	+5kph	+10kph	+10kph		
0000	198	6	185	0	6	1	0	0	0	0	0	0	0	57	28.8	14	7.1	5	2.5	45.3	52.2
0100	72	3	62	0	3	1	1	0	1	1	0	0	0	17	23.6	7	9.7	1	1.4	45.6	53.6
0200	35	3	29	0	2	0	0	0	1	0	0	0	0	10	28.6	4	11.4	1	2.9	44.2	54
0300	52	1	47	0	4	0	0	0	0	0	0	0	0	25	48.1	13	25	5	9.6	50.5	58.3
0400	115	1	101	0	8	1	0	0	1	1	2	0	0	32	27.8	11	9.6	3	2.6	46.2	52.9
0500	216	5	187	0	14	2	0	0	0	3	5	0	0	39	18.1	18	8.3	5	2.3	43.6	51.1
0600	711	19	634	6	31	9	5	0	0	3	3	1	0	69	9.7	20	2.8	7	1	41.2	47.5
0700	1644	63	1479	12	59	15	9	0	2	1	2	0	2	36	2.2	16	1	6	0.4	35	42.8
0800	1638	56	1477	22	44	19	6	3	1	1	8	1	0	22	1.3	5	0.3	2	0.1	31.6	40.3
0900	1187	39	1066	9	57	11	4	0	0	0	1	0	0	44	3.7	14	1.2	3	0.3	37.2	44.6
1000	1075	17	943	8	88	8	4	1	3	0	2	0	1	37	3.4	13	1.2	7	0.7	37.1	44.6
1100	1007	18	896	7	74	4	5	0	1	0	2	0	0	39	3.9	11	1.1	6	0.6	37.3	45
1200	1298	31	1149	9	90	6	12	0	1	0	0	0	0	33	2.5	13	1	5	0.4	33.8	42.5
1300	1239	30	1109	12	68	8	6	1	1	0	3	0	1	52	4.2	15	1.2	5	0.4	37.2	45
1400	1211	22	1092	11	65	7	9	1	0	2	2	0	0	46	3.8	9	0.7	1	0.1	35.8	43.6
1500	1311	37	1179	16	68	3	5	0	1	0	2	0	0	38	2.9	13	1	4	0.3	35.4	43.6
1600	1417	54	1273	8	53	12	8	1	3	1	2	2	0	34	2.4	12	0.8	3	0.2	34.2	42.5
1700	1382	74	1248	6	36	2	6	1	4	0	4	0	1	22	1.6	6	0.4	2	0.1	33.3	41
1800	1274	57	1164	11	19	10	5	0	3	2	3	0	0	20	1.6	6	0.5	3	0.2	35.1	42.5
1900	1218	29	1142	7	21	9	6	0	1	1	2	0	0	54	4.4	16	1.3	3	0.2	35.7	43.9
2000	803	17	744	4	18	14	2	0	0	1	3	0	0	39	4.9	6	0.7	2	0.2	38.4	44.6
2100	574	10	541	2	12	6	0	0	0	0	3	0	0	40	7	5	0.9	3	0.5	41	47.5
2200	486	10	455	0	6	13	0	0	1	1	0	0	0	42	8.6	10	2.1	3	0.6	41.7	47.9
2300	331	3	314	3	4	6	0	0	0	1	0	0	0	45	13.6	18	5.4	4	1.2	43	49
07-19	15683	498	14075	131	721	105	79	8	20	7	31	3	5	423	2.7	133	0.8	47	0.3	35.1	43.2
06-22	18989	573	17136	150	803	143	92	8	21	12	42	4	5	625	3.3	180	0.9	62	0.3	35.6	43.6
06-00	19806	586	17905	153	813	162	92	8	22	14	42	4	5	712	3.6	208	1.1	69	0.3	35.9	43.9
00-00	20494	605	18516	153	850	167	93	8	25	19	49	4	5	892	4.4	275	1.3	89	0.4	36.2	44.3

Friday, 07 April 2017

Speed Bins (km/h)																											
0 - 5	5 - 10	10 - 15	15 - 20	20 - 25	25 - 30	30 - 35	35 - 40	40 - 45	45 - 50	50 - 55	55 - 60	60 - 65	65 - 70	70 - 75	75 - 80	80 - 85	85 - 90	90 - 95	95 - 100	100 - 105	105 - 110	110 - 115	115 - 120	120 - 125	125 - 130	130 - 135	135 - 140
0	0	0	1	5	6	2	25	50	52	43	9	4	1	0	0	0	0	0	0	0	0	0	0	0	0	0	0
0	0	0	2	1	1	3	2	20	26	10	6	1	0	0	0	0	0	0	0	0	0	0	0	0	0	0	0
0	0	0	1	2	0	1	8	4	9	6	3	1	0	0	0	0	0	0	0	0	0	0	0	0	0	0	0
0	0	0	0	0	0	2	4	6	15	12	8	2	2	0	1	0	0	0	0	0	0	0	0	0	0	0	0
0	0	0	0	0	0	3	18	35	27	21	8	1	2	0	0	0	0	0	0	0	0	0	0	0	0	0	0
0	0	0	0	0	7	36	21	52	61	21	13	0	2	1	2	0	0	0	0	0	0	0	0	0	0	0	0
0	0	1	3	16	23	57	205	224	113	49	13	2	2	2	1	0	0	0	0	0	0	0	0	0	0	0	0
0	0	8	63	142	229	319	409	330	108	20	10	3	0	0	1	1	1	0	0	0	0	0	0	0	0	0	0
1	8	39	120	226	287	332	358	185	60	17	3	1	0	0	0	1	0	0	0	0	0	0	0	0	0	0	0
0	0	4	30	68	121	183	296	318	123	30	11	2	0	0	1	0	0	0	0	0	0	0	0	0	0	0	0
0	1	1	23	81	106	153	315	250	108	24	6	6	1	0	0	0	0	0	0	0	0	0	0	0	0	0	0
1	0	1	18	56	95	192	274	215	116	28	5	3	1	1	1	0	0	0	0	0	0	0	0	0	0	0	0
1	4	28	60	152	186	242	302	202	88	20	8	5	0	0	0	0	0	0	0	0	0	0	0	0	0	0	0
0	2	13	22	68	112	218	335	274	143	37	10	3	2	0	0	0	0	0	0	0	0	0	0	0	0	0	0
0	0	13	40	75	150	253	307	235	92	37	8	1	0	0	0	0	0	0	0	0	0	0	0	0	0	0	0
0	1	6	42	103	195	241	323	257	105	25	9	3	1	0	0	0	0	0	0	0	0	0	0	0	0	0	0
1	3	23	90	111	177	291	358	241	88	22	9	2	0	0	0	1	0	0	0	0	0	0	0	0	0	0	0
0	1	32	81	126	196	281	393	194	56	16	4	1	1	0	0	0	0	0	0	0	0	0	0	0	0	0	0
0	1	8	41	92	166	275	369	221	81	14	3	1	0	0	0	0	0	0	0	0	2	0	0	0	0	0	0
0	2	16	64	79	134	225	309	251	84	38	13	1	0	0	0	0	0	0	0	0	0	0	0	0	2	0	0
0	0	1	6	21	62	142	245	206	81	33	4	2	0	0	0	0	0	0	0	0	0	0	0	0	0	0	0
0	0	0	2	4	29	60	140	192	107	35	2	2	1	0	0	0	0	0	0	0	0	0	0	0	0	0	0
0	0	1	0	3	7	56	123	162	92	32	7	2	1	0	0	0	0	0	0	0	0	0	0	0	0	0	0
0	0	0	0	2	7	31	61	116	69	27	14	4	0	0	0	0	0	0	0	0	0	0	0	0	0	0	0
4	21	176	630	1300	2020	2980	4039	2922	1168	290	86	31	6	1	3	3	1	0	0	0	2	0	0	0	0	0	0
4	23	194	705	1420	2268	3464	4938	3795	1553	445	118	38	9	3	4	3	1	0	0	0	2	0	0	0	2	0	0
4	23	195	705	1425	2282	3551	5122	4073	1714	504	139	44	10	3	4	3	1	0	0	0	2	0	0	0	2	0	0
4	23	195	709	1433	2296	3598	5200	4240	1904	617	186	53	17	4	7	3	1	0	0	0	2	0	0	0	2	0	0

Virtual Day (7)

Time	Total	Classification												>PSL	>PSL%	>SL1	>SL1%	>SL2	>SL2%	Mean	Vpp
		1	2	3	4	5	6	7	8	9	10	11	12	50	50	55	55	60	60		85
		MCL	SV	SVT	TB2	TB3	T4	ART3	ART4	ART5	ART6	BD	DRT			+5kph	+5kph	+10kph	+10kph		
0000	156	3	143	0	7	1	0	0	0	0	0	0	0	36	23.2	11	7.1	4	2.6	45.2	51.5
0100	78	1	72	0	3	1	0	0	1	0	0	0	0	21	26.7	10	12.3	2	3.1	46.2	54
0200	40	1	35	0	3	0	0	0	0	0	0	0	0	12	31.2	5	13.3	2	4.3	45.7	54
0300	42	1	36	0	3	0	0	0	1	0	0	0	0	15	36.1	8	17.9	3	7.1	47.6	56.2
0400	105	1	92	0	9	0	0	0	1	1	1	0	0	23	21.7	10	9.4	4	4.2	45.5	51.8
0500	193	5	170	0	11	1	0	0	1	2	2	0	0	39	20.1	15	7.9	7	3.4	44.7	51.5
0600	575	16	511	3	27	6	2	0	1	3	5	1	1	53	9.2	20	3.5	6	1.1	40.5	47.5
0700	1319	38	1189	12	54	11	6	1	2	2	3	1	0	39	2.9	12	0.9	6	0.4	34.3	42.8
0800	1354	56	1212	13	44	11	10	1	2	1	4	1	0	29	2.2	10	0.7	3	0.2	30.6	40.7
0900	1237	39	1116	10	54	7	6	0	1	1	2	0	0	46	3.8	12	0.9	4	0.3	35.8	43.9
1000	1107	24	990	8	66	7	6	1	2	1	3	0	0	42	3.8	13	1.1	4	0.4	36.6	44.3
1100	1062	24	953	7	64	5	5	0	2	1	2	0	0	37	3.5	9	0.9	3	0.3	36.2	43.9
1200	1181	24	1064	10	66	6	8	0	1	2	1	0	0	30	2.5	8	0.7	3	0.2	35.2	43.2
1300	1235	25	1129	9	53	5	5	1	2	0	3	0	1	33	2.6	9	0.7	4	0.3	34.9	42.8
1400	1216	21	1119	8	50	6	8	1	1	1	2	0	0	27	2.2	7	0.6	2	0.2	34.1	42.5
1500	1243	27	1133	9	58	4	6	0	2	1	2	0	0	37	3	9	0.7	3	0.2	35.2	43.2
1600	1315	41	1200	10	45	8	5	0	1	1	2	1	0	31	2.3	9	0.7	3	0.3	33.8	42.5
1700	1261	69	1133	9	28	8	7	1	1	1	2	0	1	33	2.6	11	0.9	4	0.3	33.6	42.5
1800	1227	59	1118	11	24	6	5	0	1	1	2	0	0	29	2.3	8	0.7	3	0.2	35.3	42.8
1900	1115	34	1040	8	20	6	3	0	1	0	2	0	0	39	3.5	11	1	4	0.3	35.9	43.9
2000	774	23	720	4	16	7	1	0	0	1	1	0	0	40	5.2	10	1.2	2	0.2	38.5	45.4
2100	561	13	530	2	9	3	1	0	0	1	1	0	0	36	6.4	10	1.7	2	0.4	40.5	46.4
2200	457	12	427	1	7	6	1	0	2	0	1	0	0	47	10.4	10	2.1	2	0.4	41.9	48.2
2300	277	6	260	1	7	2	0	0	0	0	0	0	0	46	16.5	16	5.6	5	1.8	43.4	50
07-19	14757	447	13356	116	606	85	79	7	16	10	28	3	4	413	2.8	118	0.8	42	0.3	34.5	42.8
06-22	17783	532	16158	134	677	108	86	7	19	16	38	4	5	581	3.3	169	0.9	56	0.3	35.2	43.6
06-00	18517	550	16845	136	691	116	87	7	21	17	39	4	5	674	3.6	194	1	63	0.3	35.5	43.9
00-00	19131	563	17393	136	727	120	88	7	24	21	43	4	6	821	4.3	253	1.3	85	0.4	35.8	44.3

Virtual Day (7)

Speed Bins (km/h)																											
0 - 5	5 - 10	10 - 15	15 - 20	20 - 25	25 - 30	30 - 35	35 - 40	40 - 45	45 - 50	50 - 55	55 - 60	60 - 65	65 - 70	70 - 75	75 - 80	80 - 85	85 - 90	90 - 95	95 - 100	100 - 105	105 - 110	110 - 115	115 - 120	120 - 125	125 - 130	130 - 135	135 - 140
0	0	0	0	2	3	5	21	45	44	25	7	3	0	0	0	0	0	0	0	0	0	0	0	0	0	0	0
0	0	0	0	0	1	3	10	19	24	11	7	2	1	0	0	0	0	0	0	0	0	0	0	0	0	0	0
0	0	0	0	1	0	2	6	10	8	7	4	2	0	0	0	0	0	0	0	0	0	0	0	0	0	0	0
0	0	0	1	0	1	1	5	9	10	8	5	2	1	0	0	0	0	0	0	0	0	0	0	0	0	0	0
0	0	0	0	0	0	4	15	37	25	13	5	3	1	1	0	0	0	0	0	0	0	0	0	0	0	0	0
0	0	0	1	1	5	13	26	53	56	24	9	3	1	1	1	0	0	0	0	0	0	0	0	0	0	0	0
0	0	1	3	15	35	71	135	164	97	33	14	4	1	1	0	0	0	0	0	0	0	0	0	0	0	0	0
1	1	19	70	125	193	253	301	234	83	26	7	2	1	1	1	0	0	0	0	0	0	0	0	0	0	0	0
1	8	79	149	190	199	236	255	147	61	20	6	2	1	0	0	0	0	0	0	0	0	0	0	0	0	0	0
0	1	13	48	97	144	215	303	264	105	35	8	2	1	0	0	0	0	0	0	0	0	0	0	0	0	0	0
1	1	8	33	66	110	202	295	243	106	30	8	3	1	0	0	0	0	0	0	0	0	0	0	0	0	0	0
0	1	9	36	67	111	200	288	216	97	28	6	2	0	0	0	0	0	0	0	0	0	0	0	0	0	0	0
0	2	15	50	93	138	229	306	228	92	21	6	2	1	0	0	0	0	0	0	0	0	0	0	0	0	0	0
0	1	19	52	94	160	255	308	224	89	24	5	3	1	0	0	0	0	0	0	0	0	0	0	0	0	0	0
0	2	20	68	94	165	263	301	203	72	19	5	1	1	0	0	0	0	0	0	0	0	0	0	0	0	0	0
0	1	14	49	97	149	251	324	230	91	28	6	1	1	0	0	0	0	0	0	0	0	0	0	0	0	0	0
1	3	33	79	123	170	256	318	218	84	21	6	2	1	0	0	0	0	0	0	0	0	0	0	0	0	0	0
0	4	48	82	109	161	234	310	200	81	22	7	2	1	1	0	0	0	0	0	0	0	0	0	0	0	0	0
0	1	10	44	95	150	243	331	233	92	20	6	1	1	0	0	0	0	0	0	0	0	0	0	0	0	0	0
0	1	12	43	74	113	214	300	224	95	29	7	2	1	0	0	0	0	0	0	0	0	0	0	0	0	0	0
0	0	2	9	20	48	141	229	195	88	31	8	1	0	0	0	0	0	0	0	0	0	0	0	0	0	0	0
0	0	0	2	10	21	65	156	180	90	27	7	2	0	0	0	0	0	0	0	0	0	0	0	0	0	0	0
0	0	0	2	4	8	39	113	155	88	38	8	1	0	0	0	0	0	0	0	0	0	0	0	0	0	0	0
0	0	0	0	2	4	21	59	84	61	30	11	4	1	0	0	0	0	0	0	0	0	0	0	0	0	0	0
6	28	285	760	1250	1849	2836	3639	2640	1052	294	76	24	8	3	2	2	0	0	1	0	1	0	0	0	0	0	0
6	30	301	817	1370	2067	3327	4459	3404	1422	413	112	33	11	5	3	2	0	0	1	0	1	0	0	0	0	0	0
6	30	301	820	1375	2080	3388	4630	3643	1570	481	131	38	12	5	3	2	0	0	1	0	1	0	0	0	0	0	0
6	30	301	822	1379	2090	3415	4714	3816	1738	568	167	52	16	7	4	2	0	0	1	0	1	0	0	0	0	0	0

Virtual Week (1)

Time	Total	Classification												>PSL	>PSL%	>SL1	>SL1%	>SL2	>SL2%	Mean	Vpp
		1	2	3	4	5	6	7	8	9	10	11	12	50	50	55	55	60	60		85
		MCL	SV	SVT	TB2	TB3	T4	ART3	ART4	ART5	ART6	BD	DRT			+5kph	+5kph	+10kph	+10kph		
Mon	19395	632	17471	149	792	129	93	9	31	28	53	3	5	792	4.1	230	1.2	79	0.4	35.5	43.9
Tue	20308	698	18178	145	928	112	117	9	30	30	53	3	5	862	4.2	284	1.4	100	0.5	35.6	43.9
Wed	20295	679	18267	158	833	145	100	6	24	25	45	4	9	800	3.9	257	1.3	87	0.4	35.1	43.9
Thu	20285	661	18214	156	889	138	103	11	30	23	47	8	5	775	3.8	250	1.2	96	0.5	35.3	43.9
Fri	20494	605	18516	153	850	167	93	8	25	19	49	4	5	892	4.4	275	1.3	89	0.4	36.2	44.3
|Sat	17227	238	16133	103	528	106	56	5	14	14	28	1	1	890	5.2	252	1.5	80	0.5	36.3	45
|Sun	15914	425	14974	91	266	46	51	2	12	8	27	3	9	734	4.6	220	1.4	66	0.4	36.6	44.6
5 Day Ave.	20155	655	18129	152	858	138	101	9	28	25	49	4	6	824	4.1	259	1.3	90	0.4	35.5	44.0
7 Day Ave.	19131	563	17393	136	727	120	88	7	24	21	43	4	6	821	4.3	253	1.3	85	0.4	35.8	44.3
--	133918	3938	121753	955	5086	843	613	50	166	147	302	26	39	5745	4.3	1768	1.3	597	0.4	35.8	44.3

Virtual Week (1)

Speed Bins (km/h)																										
0 - 5	5 - 10	10 - 15	15 - 20	20 - 25	25 - 30	30 - 35	35 - 40	40 - 45	45 - 50	50 - 55	55 - 60	60 - 65	65 - 70	70 - 75	75 - 80	80 - 85	85 - 90	90 - 95	95 - 100	100 - 105	105 - 110	110 - 115	115 - 120	120 - 125	125 - 130	130 - 135	135 - 140
5	31	329	878	1404	2220	3496	4701	3834	1705	562	151	51	14	7	2	1	0	1	0	0	3	0	0	0	0	0	0
8	39	311	854	1513	2287	3769	4983	3901	1781	578	184	59	20	10	6	3	1	0	0	1	0	0	0	0	0	0	0
8	39	368	1067	1788	2312	3579	4829	3834	1671	543	170	56	17	7	3	1	0	0	1	0	0	0	1	0	1	0	0
7	33	398	1035	1599	2237	3544	4913	4003	1741	525	154	59	16	8	7	2	0	0	0	0	0	1	2	0	0	1	0
4	23	195	709	1433	2296	3598	5200	4240	1904	617	186	53	17	4	7	3	1	0	0	0	2	0	0	0	2	0	0
4	25	344	703	1015	1724	2951	4248	3548	1775	638	172	50	15	5	4	1	1	0	3	0	1	0	0	0	0	0	0
4	19	165	509	902	1552	2967	4123	3352	1587	514	154	38	15	8	0	5	0	0	0	0	0	0	0	0	0	0	0
6	33	320	909	1547	2270	3597	4925	3962	1760	565	169	56	17	7	5	2	0	0	0	0	1	0	1	0	1	0	0
6	30	301	822	1379	2090	3415	4714	3816	1738	568	167	52	16	7	4	2	0	0	1	0	1	0	0	0	0	0	0
40	209	2110	5755	9654	14628	23904	32997	26712	12164	3977	1171	366	114	49	29	16	3	1	4	1	6	1	3	0	3	1	0

Site	E		7352 / Ringsend
Location	R802, north of Dermot Ohurley Avenue		April 2017
Direction	Northbound/Southbound		Automatic Traffic Count

Saturday, 01 April 2017

Time	Total	Classification												>PSL	>PSL%	>SL1	>SL1%	>SL2	>SL2%	Mean	Vpp
		1	2	3	4	5	6	7	8	9	10	11	12	50	50	55	55	60	60		85
		MCL	SV	SVT	TB2	TB3	T4	ART3	ART4	ART5	ART6	BD	DRT			+5kph	+5kph	+10kph	+10kph		
0000	242	8	221	0	8	4	0	0	0	0	1	0	0	45	18.6	17	7	5	2.1	43.7	51.5
0100	184	3	176	0	4	1	0	0	0	0	0	0	0	37	20.1	7	3.8	2	1.1	43.5	50.4
0200	132	3	128	0	1	0	0	0	0	0	0	0	0	35	26.5	16	12.1	3	2.3	45.2	52.2
0300	83	1	82	0	0	0	0	0	0	0	0	0	0	28	33.7	12	14.5	7	8.4	46.4	54.4
0400	68	2	56	0	10	0	0	0	0	0	0	0	0	18	26.5	10	14.7	2	2.9	45.9	54.4
0500	102	2	93	0	5	0	1	0	1	0	0	0	0	29	28.4	12	11.8	5	4.9	45.1	52.2
0600	203	8	169	0	21	0	4	0	1	0	0	0	0	56	27.6	23	11.3	10	4.9	45.8	51.8
0700	344	12	290	0	35	1	4	0	1	1	0	0	0	55	16	19	5.5	8	2.3	43.9	50.4
0800	470	26	393	3	40	2	3	0	2	0	1	0	0	31	6.6	6	1.3	2	0.4	40.4	47.2
0900	720	19	654	6	36	2	3	0	0	0	0	0	0	37	5.1	8	1.1	0	0	38.7	46.1
1000	816	25	734	6	37	2	9	0	1	0	2	0	0	23	2.8	8	1	3	0.4	37.1	43.9
1100	1167	26	1088	7	35	4	7	0	0	0	0	0	0	21	1.8	6	0.5	3	0.3	35	41.8
1200	1168	27	1067	5	56	6	5	0	1	0	1	0	0	22	1.9	7	0.6	3	0.3	36	42.5
1300	1187	30	1105	5	39	1	6	0	1	0	0	0	0	12	1	2	0.2	0	0	33.8	40.7
1400	1194	23	1121	4	38	4	2	0	0	0	2	0	0	8	0.7	5	0.4	3	0.3	32.7	40.7
1500	1016	19	946	4	40	4	2	0	1	0	0	0	0	19	1.9	2	0.2	0	0	36.1	42.8
1600	946	25	885	2	31	0	2	0	0	0	1	0	0	22	2.3	5	0.5	1	0.1	36.6	42.5
1700	975	19	911	4	28	5	6	1	1	0	0	0	0	11	1.1	4	0.4	0	0	31.2	40.7
1800	807	15	756	5	26	3	1	1	0	0	0	0	0	19	2.4	4	0.5	0	0	35.1	42.8
1900	759	15	718	2	19	2	3	0	0	0	0	0	0	30	4	6	0.8	1	0.1	38.6	45
2000	656	16	627	1	10	1	1	0	0	0	0	0	0	28	4.3	9	1.4	1	0.2	38	45.4
2100	462	9	437	0	12	3	1	0	0	0	0	0	0	36	7.8	11	2.4	2	0.4	38.8	46.8
2200	379	9	356	1	11	0	1	0	1	0	0	0	0	36	9.5	9	2.4	2	0.5	40.4	47.5
2300	376	8	350	1	16	0	1	0	0	0	0	0	0	35	9.3	7	1.9	0	0	40.2	47.9
07-19	10810	266	9950	51	441	34	50	2	8	1	7	0	0	280	2.6	76	0.7	23	0.2	35.5	43.2
06-22	12890	314	11901	54	503	40	59	2	9	1	7	0	0	430	3.3	125	1	37	0.3	36.1	43.6
06-00	13645	331	12607	56	530	40	61	2	10	1	7	0	0	501	3.7	141	1	39	0.3	36.4	43.9
00-00	14456	350	13363	56	558	45	62	2	11	1	8	0	0	693	4.8	215	1.5	63	0.4	36.8	44.6

E
R802, north of Dermot Ohurley Avenue
Northbound/Southbound
Saturday, 01 April 2017

7352 / Ringsend
April 2017
Automatic Traffic Count

Speed Bins (km/h)																											
0 - 5	5 - 10	10 - 15	15 - 20	20 - 25	25 - 30	30 - 35	35 - 40	40 - 45	45 - 50	50 - 55	55 - 60	60 - 65	65 - 70	70 - 75	75 - 80	80 - 85	85 - 90	90 - 95	95 - 100	100 - 105	105 - 110	110 - 115	115 - 120	120 - 125	125 - 130	130 - 135	135 - 140
0	0	0	4	7	2	14	32	75	63	28	12	5	0	0	0	0	0	0	0	0	0	0	0	0	0	0	0
0	0	1	3	5	4	15	15	50	54	30	5	2	0	0	0	0	0	0	0	0	0	0	0	0	0	0	0
0	0	0	2	0	2	10	19	29	35	19	13	2	0	1	0	0	0	0	0	0	0	0	0	0	0	0	0
0	0	1	0	3	1	4	8	15	23	16	5	4	3	0	0	0	0	0	0	0	0	0	0	0	0	0	0
0	0	0	0	1	1	4	8	15	21	8	8	1	1	0	0	0	0	0	0	0	0	0	0	0	0	0	0
0	0	0	3	2	1	3	11	32	21	17	7	5	0	0	0	0	0	0	0	0	0	0	0	0	0	0	0
0	0	2	2	3	3	7	16	51	63	33	13	8	1	1	0	0	0	0	0	0	0	0	0	0	0	0	0
0	0	0	1	6	9	12	60	105	96	36	11	5	3	0	0	0	0	0	0	0	0	0	0	0	0	0	0
0	0	1	16	14	13	55	84	161	95	25	4	2	0	0	0	0	0	0	0	0	0	0	0	0	0	0	0
0	0	1	16	28	42	109	208	168	111	29	8	0	0	0	0	0	0	0	0	0	0	0	0	0	0	0	0
0	0	5	19	37	49	172	244	202	65	15	5	3	0	0	0	0	0	0	0	0	0	0	0	0	0	0	0
0	0	13	35	72	130	309	325	210	52	15	3	0	0	0	0	0	0	3	0	0	0	0	0	0	0	0	0
0	0	6	16	64	99	298	375	218	70	15	4	3	0	0	0	0	0	0	0	0	0	0	0	0	0	0	0
0	1	18	41	54	189	365	292	173	42	10	2	0	0	0	0	0	0	0	0	0	0	0	0	0	0	0	0
1	3	40	55	93	196	303	290	168	37	3	2	3	0	0	0	0	0	0	0	0	0	0	0	0	0	0	0
1	0	2	25	46	114	217	310	207	75	17	2	0	0	0	0	0	0	0	0	0	0	0	0	0	0	0	0
0	0	6	21	30	66	221	335	174	71	17	4	0	0	0	0	0	0	0	0	0	0	0	0	0	0	0	1
2	29	55	92	75	101	218	222	138	32	7	4	0	0	0	0	0	0	0	0	0	0	0	0	0	0	0	0
0	13	51	28	24	39	143	260	175	55	15	4	0	0	0	0	0	0	0	0	0	0	0	0	0	0	0	0
0	0	5	8	22	48	105	236	212	93	24	5	0	0	1	0	0	0	0	0	0	0	0	0	0	0	0	0
0	0	3	8	38	29	130	184	150	86	19	8	1	0	0	0	0	0	0	0	0	0	0	0	0	0	0	0
0	0	1	9	16	29	70	134	109	58	25	9	1	1	0	0	0	0	0	0	0	0	0	0	0	0	0	0
0	0	1	2	8	12	49	109	104	58	27	7	1	1	0	0	0	0	0	0	0	0	0	0	0	0	0	0
0	0	1	4	9	23	50	82	100	72	28	7	0	0	0	0	0	0	0	0	0	0	0	0	0	0	0	0
4	46	198	365	543	1047	2422	3005	2099	801	204	53	16	3	0	0	0	0	3	0	0	0	0	0	0	0	0	1
4	46	209	392	622	1156	2734	3575	2621	1101	305	88	26	5	2	0	0	0	3	0	0	0	0	0	0	0	0	1
4	46	211	398	639	1191	2833	3766	2825	1231	360	102	27	6	2	0	0	0	3	0	0	0	0	0	0	0	0	1
4	46	213	410	657	1202	2883	3859	3041	1448	478	152	46	10	3	0	0	0	3	0	0	0	0	0	0	0	0	1

Sunday, 02 April 2017

Time	Total	Classification												>PSL	>PSL%	>SL1	>SL1%	>SL2	>SL2%	Mean	Vpp
		1	2	3	4	5	6	7	8	9	10	11	12	50	50	55	55	60	60		85
		MCL	SV	SVT	TB2	TB3	T4	ART3	ART4	ART5	ART6	BD	DRT			+5kph	+5kph	+10kph	+10kph		
0000	218	2	206	0	9	0	0	0	1	0	0	0	0	36	16.5	16	7.3	3	1.4	42.6	50.4
0100	173	7	162	0	3	1	0	0	0	0	0	0	0	28	16.2	10	5.8	0	0	42.5	50
0200	158	1	147	0	9	1	0	0	0	0	0	0	0	43	27.2	11	7	3	1.9	44.2	51.8
0300	96	1	94	0	1	0	0	0	0	0	0	0	0	44	45.8	13	13.5	4	4.2	47.8	54.4
0400	83	0	78	0	5	0	0	0	0	0	0	0	0	30	36.1	14	16.9	7	8.4	47.7	55.4
0500	83	2	74	0	7	0	0	0	0	0	0	0	0	22	26.5	9	10.8	2	2.4	45.9	53.3
0600	141	4	128	0	9	0	0	0	0	0	0	0	0	33	23.4	19	13.5	11	7.8	44.9	52.9
0700	194	10	173	1	9	0	0	1	0	0	0	0	0	49	25.3	19	9.8	8	4.1	45.1	52.9
0800	252	10	225	0	15	1	1	0	0	0	0	0	0	54	21.4	9	3.6	0	0	43.5	51.1
0900	417	19	381	1	14	0	0	0	2	0	0	0	0	66	15.8	16	3.8	6	1.4	42.7	50
1000	582	27	529	1	18	3	2	0	1	0	1	0	0	44	7.6	10	1.7	0	0	39.3	46.1
1100	678	27	626	2	19	2	2	0	0	0	0	0	0	28	4.1	5	0.7	1	0.1	37.8	45.4
1200	760	29	692	5	27	2	3	0	0	1	0	0	1	29	3.8	7	0.9	1	0.1	38.1	44.6
1300	847	26	797	1	15	2	6	0	0	0	0	0	0	19	2.2	6	0.7	1	0.1	37.1	43.2
1400	843	38	780	2	20	0	3	0	0	0	0	0	0	28	3.3	3	0.4	0	0	38	45
1500	744	25	688	3	22	4	1	0	0	0	1	0	0	27	3.6	5	0.7	1	0.1	37.8	44.3
1600	778	30	729	4	11	0	3	0	0	0	0	0	1	37	4.8	6	0.8	1	0.1	38.2	45
1700	770	30	724	2	13	0	1	0	0	0	0	0	0	25	3.2	8	1	1	0.1	38.8	44.6
1800	672	23	626	2	16	2	3	0	0	0	0	0	0	32	4.8	7	1	2	0.3	38.2	45
1900	700	23	648	9	16	3	0	0	1	0	0	0	0	34	4.9	10	1.4	1	0.1	37.9	44.3
2000	566	22	525	1	16	0	1	0	1	0	0	0	0	29	5.1	6	1.1	1	0.2	37.4	44.3
2100	405	15	375	2	11	1	1	0	0	0	0	0	0	29	7.2	9	2.2	2	0.5	39.4	46.1
2200	263	8	243	0	12	0	0	0	0	0	0	0	0	13	4.9	3	1.1	2	0.8	39.7	46.8
2300	161	2	146	0	12	0	1	0	0	0	0	0	0	26	16.1	7	4.3	2	1.2	43	49.7
07-19	7537	294	6970	24	199	16	25	1	3	1	2	0	2	438	5.8	101	1.3	22	0.3	38.7	45.7
06-22	9349	358	8646	36	251	20	27	1	5	1	2	0	2	563	6	145	1.6	37	0.4	38.7	45.7
06-00	9773	368	9035	36	275	20	28	1	5	1	2	0	2	602	6.2	155	1.6	41	0.4	38.8	45.7
00-00	10584	381	9796	36	309	22	28	1	6	1	2	0	2	805	7.6	228	2.2	60	0.6	39.2	46.4

Sunday, 02 April 2017

Speed Bins (km/h)																											
0 - 5	5 - 10	10 - 15	15 - 20	20 - 25	25 - 30	30 - 35	35 - 40	40 - 45	45 - 50	50 - 55	55 - 60	60 - 65	65 - 70	70 - 75	75 - 80	80 - 85	85 - 90	90 - 95	95 - 100	100 - 105	105 - 110	110 - 115	115 - 120	120 - 125	125 - 130	130 - 135	135 - 140
0	0	0	2	8	8	18	37	56	53	20	13	2	1	0	0	0	0	0	0	0	0	0	0	0	0	0	0
0	0	2	3	5	1	14	27	48	45	18	10	0	0	0	0	0	0	0	0	0	0	0	0	0	0	0	0
0	1	1	1	1	5	9	16	48	33	32	8	2	1	0	0	0	0	0	0	0	0	0	0	0	0	0	0
0	0	0	0	2	0	3	8	18	21	31	9	4	0	0	0	0	0	0	0	0	0	0	0	0	0	0	0
0	0	0	0	0	1	3	8	17	24	16	7	6	0	0	1	0	0	0	0	0	0	0	0	0	0	0	0
0	0	0	0	1	1	2	13	13	31	13	7	2	0	0	0	0	0	0	0	0	0	0	0	0	0	0	0
0	0	0	2	4	4	4	19	43	32	14	8	8	3	0	0	0	0	0	0	0	0	0	0	0	0	0	0
0	0	0	1	9	1	6	25	52	51	30	11	5	2	1	0	0	0	0	0	0	0	0	0	0	0	0	0
0	0	0	7	7	5	14	21	77	67	45	9	0	0	0	0	0	0	0	0	0	0	0	0	0	0	0	0
0	0	0	8	16	11	18	59	152	87	50	10	3	2	1	0	0	0	0	0	0	0	0	0	0	0	0	0
0	0	1	15	20	37	63	153	167	82	34	10	0	0	0	0	0	0	0	0	0	0	0	0	0	0	0	0
0	0	9	26	24	43	91	194	181	82	23	4	0	1	0	0	0	0	0	0	0	0	0	0	0	0	0	0
0	0	6	22	25	38	125	212	218	85	22	6	1	0	0	0	0	0	0	0	0	0	0	0	0	0	0	0
0	0	3	24	39	46	139	309	198	70	13	5	1	0	0	0	0	0	0	0	0	0	0	0	0	0	0	0
1	0	8	11	34	56	129	246	225	105	25	3	0	0	0	0	0	0	0	0	0	0	0	0	0	0	0	0
0	0	0	16	25	34	136	254	193	59	22	4	1	0	0	0	0	0	0	0	0	0	0	0	0	0	0	0
0	0	2	18	21	39	138	248	191	84	31	5	0	1	0	0	0	0	0	0	0	0	0	0	0	0	0	0
0	0	3	15	16	31	112	253	225	90	17	7	1	0	0	0	0	0	0	0	0	0	0	0	0	0	0	0
0	1	6	18	23	39	94	193	191	75	25	5	2	0	0	0	0	0	0	0	0	0	0	0	0	0	0	0
0	0	5	7	21	31	169	213	161	59	24	9	1	0	0	0	0	0	0	0	0	0	0	0	0	0	0	0
0	0	4	15	21	36	112	181	126	42	23	5	1	0	0	0	0	0	0	0	0	0	0	0	0	0	0	0
0	0	0	8	12	18	54	126	103	55	20	7	2	0	0	0	0	0	0	0	0	0	0	0	0	0	0	0
0	0	1	3	8	12	40	67	71	48	10	1	2	0	0	0	0	0	0	0	0	0	0	0	0	0	0	0
0	0	0	4	4	1	11	30	41	44	19	5	1	1	0	0	0	0	0	0	0	0	0	0	0	0	0	0
1	1	38	181	259	380	1065	2167	2070	937	337	79	14	6	2	0	0	0	0	0	0	0	0	0	0	0	0	0
1	1	47	213	317	469	1404	2706	2503	1125	418	108	26	9	2	0	0	0	0	0	0	0	0	0	0	0	0	0
1	1	48	220	329	482	1455	2803	2615	1217	447	114	29	10	2	0	0	0	0	0	0	0	0	0	0	0	0	0
1	2	51	226	346	498	1504	2912	2815	1424	577	168	45	12	2	1	0	0	0	0	0	0	0	0	0	0	0	0

Monday, 03 April 2017

Time	Total	Classification												>PSL	>PSL%	>SL1	>SL1%	>SL2	>SL2%	Mean	Vpp
		1	2	3	4	5	6	7	8	9	10	11	12	50	50	55	55	60	60		85
		MCL	SV	SVT	TB2	TB3	T4	ART3	ART4	ART5	ART6	BD	DRT			+5kph	+5kph	+10kph	+10kph		
0000	87	2	83	0	2	0	0	0	0	0	0	0	0	18	20.7	2	2.3	1	1.1	44.1	51.1
0100	55	1	54	0	0	0	0	0	0	0	0	0	0	19	34.5	5	9.1	0	0	45	54
0200	32	2	28	0	2	0	0	0	0	0	0	0	0	11	34.4	5	15.6	2	6.3	43.4	54.7
0300	25	0	21	0	4	0	0	0	0	0	0	0	0	10	40	3	12	1	4	48.5	54.4
0400	47	0	37	0	8	1	0	0	1	0	0	0	0	25	53.2	10	21.3	5	10.6	49.4	56.5
0500	132	8	99	0	15	1	0	0	3	5	1	0	0	50	37.9	25	18.9	8	6.1	47	55.8
0600	517	20	455	0	32	2	1	0	3	1	3	0	0	58	11.2	12	2.3	2	0.4	42.2	47.9
0700	1076	68	913	7	70	3	11	0	2	0	2	0	0	56	5.2	6	0.6	2	0.2	38.9	46.1
0800	1127	107	935	7	56	8	10	0	3	0	1	0	0	20	1.8	3	0.3	1	0.1	33	41.4
0900	914	68	743	6	73	9	10	0	3	1	1	0	0	25	2.7	8	0.9	2	0.2	33.5	43.6
1000	675	26	569	2	60	8	4	1	3	0	2	0	0	23	3.4	5	0.7	3	0.4	37.4	44.3
1100	758	34	631	1	77	4	10	0	1	0	0	0	0	23	3	5	0.7	1	0.1	35.8	42.8
1200	784	23	669	4	74	3	9	0	0	2	0	0	0	20	2.6	5	0.6	0	0	36.9	43.9
1300	808	29	693	3	65	7	9	0	2	0	0	0	0	23	2.8	5	0.6	1	0.1	36.5	42.8
1400	826	28	713	2	63	7	11	1	1	0	0	0	0	12	1.5	5	0.6	2	0.2	35.1	42.5
1500	871	29	764	2	55	5	14	0	2	0	0	0	0	25	2.9	4	0.5	2	0.2	36.7	43.2
1600	892	42	780	3	51	4	10	0	0	1	0	1	0	25	2.8	6	0.7	3	0.3	37.3	44.3
1700	1026	104	872	4	32	2	9	0	0	0	3	0	0	40	3.9	12	1.2	4	0.4	37.4	44.6
1800	981	89	848	7	26	2	8	0	0	0	1	0	0	42	4.3	10	1	2	0.2	37.3	44.3
1900	883	61	796	2	18	1	4	0	0	0	1	0	0	43	4.9	12	1.4	2	0.2	37.6	45
2000	691	44	617	4	21	2	3	0	0	0	0	0	0	19	2.7	5	0.7	1	0.1	36.7	43.9
2100	482	22	444	1	14	0	0	0	0	1	0	0	0	24	5	5	1	0	0	39.2	46.1
2200	402	19	365	0	15	1	0	0	0	1	1	0	0	21	5.2	8	2	2	0.5	38.2	45
2300	173	8	152	0	12	1	0	0	0	0	0	0	0	25	14.5	10	5.8	2	1.2	41.1	49.7
07-19	10738	647	9130	48	702	62	115	2	17	4	10	1	0	334	3.1	74	0.7	23	0.2	36.3	43.9
06-22	13311	794	11442	55	787	67	123	2	20	6	14	1	0	478	3.6	108	0.8	28	0.2	36.7	44.3
06-00	13886	821	11959	55	814	69	123	2	20	7	15	1	0	524	3.8	126	0.9	32	0.2	36.8	44.3
00-00	14264	834	12281	55	845	71	123	2	24	12	16	1	0	657	4.6	176	1.2	49	0.3	37.1	44.6

Monday, 03 April 2017

Speed Bins (km/h)																											
0 - 5	5 - 10	10 - 15	15 - 20	20 - 25	25 - 30	30 - 35	35 - 40	40 - 45	45 - 50	50 - 55	55 - 60	60 - 65	65 - 70	70 - 75	75 - 80	80 - 85	85 - 90	90 - 95	95 - 100	100 - 105	105 - 110	110 - 115	115 - 120	120 - 125	125 - 130	130 - 135	135 - 140
0	0	0	1	2	3	3	14	17	29	16	1	0	1	0	0	0	0	0	0	0	0	0	0	0	0	0	0
0	0	0	1	0	2	3	10	11	9	14	5	0	0	0	0	0	0	0	0	0	0	0	0	0	0	0	0
0	0	1	1	1	0	4	5	5	4	6	3	2	0	0	0	0	0	0	0	0	0	0	0	0	0	0	0
0	0	0	0	0	0	0	3	5	7	7	2	1	0	0	0	0	0	0	0	0	0	0	0	0	0	0	0
0	0	1	0	0	0	1	5	6	9	15	5	4	1	0	0	0	0	0	0	0	0	0	0	0	0	0	0
0	0	2	2	4	2	2	5	31	34	25	17	3	4	1	0	0	0	0	0	0	0	0	0	0	0	0	0
0	0	0	8	8	3	38	113	181	108	46	10	2	0	0	0	0	0	0	0	0	0	0	0	0	0	0	0
0	0	4	12	47	58	146	306	285	162	50	4	2	0	0	0	0	0	0	0	0	0	0	0	0	0	0	0
3	5	48	72	106	123	218	295	169	68	17	2	0	0	0	0	0	0	0	0	0	0	0	1	0	0	0	0
0	3	37	69	78	118	155	204	145	80	17	6	2	0	0	0	0	0	0	0	0	0	0	0	0	0	0	0
0	0	4	24	22	51	121	182	184	64	18	2	3	0	0	0	0	0	0	0	0	0	0	0	0	0	0	0
1	0	13	29	28	77	152	242	133	60	18	4	1	0	0	0	0	0	0	0	0	0	0	0	0	0	0	0
0	0	1	19	48	71	127	247	178	73	15	5	0	0	0	0	0	0	0	0	0	0	0	0	0	0	0	0
0	0	4	28	24	68	182	241	185	53	18	4	1	0	0	0	0	0	0	0	0	0	0	0	0	0	0	0
0	2	4	31	37	116	192	229	146	57	7	3	2	0	0	0	0	0	0	0	0	0	0	0	0	0	0	0
0	0	8	15	22	60	236	267	165	73	21	2	2	0	0	0	0	0	0	0	0	0	0	0	0	0	0	0
0	1	6	19	38	78	178	218	237	92	19	3	1	0	0	0	2	0	0	0	0	0	0	0	0	0	0	0
0	1	2	18	66	86	170	279	256	108	28	8	2	1	0	0	0	1	0	0	0	0	0	0	0	0	0	0
0	1	1	16	57	94	159	274	252	85	32	8	2	0	0	0	0	0	0	0	0	0	0	0	0	0	0	0
0	0	2	25	42	58	156	253	212	92	31	10	2	0	0	0	0	0	0	0	0	0	0	0	0	0	0	0
0	0	2	22	23	78	129	201	150	67	14	4	1	0	0	0	0	0	0	0	0	0	0	0	0	0	0	0
0	0	0	13	14	19	76	121	145	70	19	5	0	0	0	0	0	0	0	0	0	0	0	0	0	0	0	0
0	1	1	13	12	21	57	135	98	43	13	6	1	1	0	0	0	0	0	0	0	0	0	0	0	0	0	0
0	0	2	5	4	6	11	45	43	32	15	8	2	0	0	0	0	0	0	0	0	0	0	0	0	0	0	0
4	13	132	352	573	1000	2036	2984	2335	975	260	51	18	1	0	0	2	1	0	0	0	0	0	1	0	0	0	0
4	13	136	420	660	1158	2435	3672	3023	1312	370	80	23	1	0	0	2	1	0	0	0	0	0	1	0	0	0	0
4	14	139	438	676	1185	2503	3852	3164	1387	398	94	26	2	0	0	2	1	0	0	0	0	0	1	0	0	0	0
4	14	143	443	683	1192	2516	3894	3239	1479	481	127	36	8	1	0	2	1	0	0	0	0	0	1	0	0	0	0

Tuesday, 04 April 2017

Time	Total	Classification												>PSL	>PSL%	>SL1	>SL1%	>SL2	>SL2%	Mean	Vpp
		1	2	3	4	5	6	7	8	9	10	11	12	50	50	55	55	60	60		85
		MCL	SV	SVT	TB2	TB3	T4	ART3	ART4	ART5	ART6	BD	DRT			+5kph	+5kph	+10kph	+10kph		
0000	117	3	108	0	6	0	0	0	0	0	0	0	0	26	22.2	9	7.7	1	0.9	44.8	51.8
0100	55	3	49	0	3	0	0	0	0	0	0	0	0	15	27.3	6	10.9	1	1.8	44.7	52.9
0200	27	2	24	0	1	0	0	0	0	0	0	0	0	9	33.3	3	11.1	2	7.4	44.7	54
0300	25	0	18	0	7	0	0	0	0	0	0	0	0	11	44	5	20	3	12	47.2	58
0400	47	1	38	0	8	0	0	0	0	0	0	0	0	20	42.6	13	27.7	8	17	48.8	60.1
0500	140	9	117	0	9	0	1	0	2	2	0	0	0	49	35	24	17.1	12	8.6	46.4	55.4
0600	565	22	486	2	47	0	4	0	2	0	2	0	0	73	12.9	25	4.4	8	1.4	41.8	49
0700	1130	86	948	8	68	3	10	0	3	0	4	0	0	47	4.2	9	0.8	0	0	38.2	45.4
0800	1193	120	981	9	62	2	15	0	2	2	0	0	0	16	1.3	1	0.1	0	0	34	42.5
0900	939	68	780	4	71	5	8	0	1	0	2	0	0	35	3.7	6	0.6	2	0.2	35.3	43.6
1000	779	30	630	0	101	5	10	0	1	0	2	0	0	30	3.9	8	1	1	0.1	38	44.6
1100	735	33	606	1	83	3	8	0	0	0	1	0	0	7	1	4	0.5	1	0.1	36.4	43.2
1200	829	37	696	3	79	2	10	1	0	0	1	0	0	25	3	8	1	1	0.1	36.9	43.6
1300	918	41	798	6	58	5	9	0	0	0	1	0	0	23	2.5	4	0.4	1	0.1	35.9	42.5
1400	882	37	756	3	68	5	10	1	2	0	0	0	0	17	1.9	2	0.2	1	0.1	35.1	41.4
1500	937	36	813	6	63	2	13	0	3	0	0	0	1	15	1.6	6	0.6	1	0.1	36	42.8
1600	1011	62	876	6	56	1	7	0	1	0	1	0	1	21	2.1	3	0.3	0	0	36.1	42.5
1700	1069	121	891	8	30	3	13	0	0	0	2	1	0	36	3.4	14	1.3	4	0.4	35.6	43.6
1800	1032	120	865	9	23	5	8	1	1	0	0	0	0	24	2.3	7	0.7	6	0.6	35.4	42.5
1900	1017	68	899	11	31	0	7	1	0	0	0	0	0	17	1.7	3	0.3	1	0.1	36.1	42.5
2000	744	44	662	3	28	0	6	0	0	0	0	1	0	10	1.3	2	0.3	1	0.1	35.3	41.8
2100	517	27	471	3	12	1	3	0	0	0	0	0	0	24	4.6	11	2.1	3	0.6	38.5	45
2200	392	29	350	0	11	1	0	0	0	1	0	0	0	20	5.1	11	2.8	1	0.3	38.9	45.7
2300	220	8	195	0	15	1	0	0	0	0	1	0	0	34	15.5	6	2.7	1	0.5	42.8	50
07-19	11454	791	9640	63	762	41	121	3	14	2	14	1	2	296	2.6	72	0.6	18	0.2	36	43.2
06-22	14297	952	12158	82	880	42	141	4	16	2	16	2	2	420	2.9	113	0.8	31	0.2	36.3	43.6
06-00	14909	989	12703	82	906	44	141	4	16	3	17	2	2	474	3.2	130	0.9	33	0.2	36.5	43.9
00-00	15320	1007	13057	82	940	44	142	4	18	5	17	2	2	604	3.9	190	1.2	60	0.4	36.7	43.9

Tuesday, 04 April 2017

Speed Bins (km/h)																											
0 - 5	5 - 10	10 - 15	15 - 20	20 - 25	25 - 30	30 - 35	35 - 40	40 - 45	45 - 50	50 - 55	55 - 60	60 - 65	65 - 70	70 - 75	75 - 80	80 - 85	85 - 90	90 - 95	95 - 100	100 - 105	105 - 110	110 - 115	115 - 120	120 - 125	125 - 130	130 - 135	135 - 140
0	0	0	1	0	4	2	18	37	29	17	8	1	0	0	0	0	0	0	0	0	0	0	0	0	0	0	0
0	0	1	0	2	1	3	4	11	18	9	5	1	0	0	0	0	0	0	0	0	0	0	0	0	0	0	0
0	0	0	0	1	1	3	2	9	2	6	1	1	0	1	0	0	0	0	0	0	0	0	0	0	0	0	0
0	0	0	0	0	1	2	3	6	2	6	2	2	1	0	0	0	0	0	0	0	0	0	0	0	0	0	0
0	0	0	0	1	0	3	5	7	11	7	5	7	1	0	0	0	0	0	0	0	0	0	0	0	0	0	0
0	0	1	1	5	1	4	13	36	30	25	12	8	3	1	0	0	0	0	0	0	0	0	0	0	0	0	0
0	0	2	7	7	14	54	137	163	108	48	17	6	2	0	0	0	0	0	0	0	0	0	0	0	0	0	0
0	0	4	27	59	64	148	343	282	156	38	9	0	0	0	0	0	0	0	0	0	0	0	0	0	0	0	0
0	2	15	72	121	158	232	294	201	82	15	1	0	0	0	0	0	0	0	0	0	0	0	0	0	0	0	0
0	3	9	55	71	91	183	234	190	68	29	4	1	1	0	0	0	0	0	0	0	0	0	0	0	0	0	0
0	0	5	20	17	54	135	236	196	86	22	7	1	0	0	0	0	0	0	0	0	0	0	0	0	0	0	0
0	0	7	17	34	58	157	236	140	79	3	3	1	0	0	0	0	0	0	0	0	0	0	0	0	0	0	0
0	0	8	16	20	85	172	252	193	58	17	7	1	0	0	0	0	0	0	0	0	0	0	0	0	0	0	0
0	3	8	14	43	95	210	292	177	53	19	3	1	0	0	0	0	0	0	0	0	0	0	0	0	0	0	0
0	1	5	28	43	80	245	292	128	43	15	1	1	0	0	0	0	0	0	0	0	0	0	0	0	0	0	0
0	1	4	23	52	97	220	243	220	62	9	5	1	0	0	0	0	0	0	0	0	0	0	0	0	0	0	0
0	1	5	27	59	74	208	354	209	53	18	3	0	0	0	0	0	0	0	0	0	0	0	0	0	0	0	0
0	0	6	42	80	130	210	276	198	91	22	10	4	0	0	0	0	0	0	0	0	0	0	0	0	0	0	0
0	1	8	25	63	130	245	280	188	68	17	1	3	2	0	0	0	0	1	0	0	0	0	0	0	0	0	0
0	0	6	22	49	97	227	327	200	72	14	2	1	0	0	0	0	0	0	0	0	0	0	0	0	0	0	0
0	0	6	21	38	89	181	218	147	34	8	1	1	0	0	0	0	0	0	0	0	0	0	0	0	0	0	0
0	0	2	8	24	41	65	129	169	55	13	8	2	1	0	0	0	0	0	0	0	0	0	0	0	0	0	0
0	0	6	9	14	15	45	119	106	58	9	10	1	0	0	0	0	0	0	0	0	0	0	0	0	0	0	0
0	0	0	5	3	10	11	37	59	61	28	5	1	0	0	0	0	0	0	0	0	0	0	0	0	0	0	0
0	12	84	366	662	1116	2365	3332	2322	899	224	54	14	3	0	0	0	0	1	0	0	0	0	0	0	0	0	0
0	12	100	424	780	1357	2892	4143	3001	1168	307	82	24	6	0	0	0	0	1	0	0	0	0	0	0	0	0	0
0	12	106	438	797	1382	2948	4299	3166	1287	344	97	26	6	0	0	0	0	1	0	0	0	0	0	0	0	0	0
0	12	108	440	806	1390	2965	4344	3272	1379	414	130	46	11	2	0	0	0	1	0	0	0	0	0	0	0	0	0

Wednesday, 05 April 2017

Time	Total	Classification												>PSL	>PSL%	>SL1	>SL1%	>SL2	>SL2%	Mean	Vpp
		1	2	3	4	5	6	7	8	9	10	11	12	50	50	55	55	60	60		85
		MCL	SV	SVT	TB2	TB3	T4	ART3	ART4	ART5	ART6	BD	DRT			+5kph	+5kph	+10kph	+10kph		
0000	110	9	95	0	6	0	0	0	0	0	0	0	0	22	20	8	7.3	4	3.6	43	51.8
0100	50	5	39	0	6	0	0	0	0	0	0	0	0	10	20	6	12	2	4	42.2	52.2
0200	27	0	24	0	3	0	0	0	0	0	0	0	0	10	37	5	18.5	1	3.7	46.1	55.1
0300	34	3	22	0	9	0	0	0	0	0	0	0	0	12	35.3	8	23.5	1	2.9	43.2	55.4
0400	67	0	55	0	12	0	0	0	0	0	0	0	0	31	46.3	13	19.4	6	9	49.1	57.2
0500	149	9	121	0	10	1	3	0	3	2	0	0	0	38	25.5	20	13.4	7	4.7	45.4	53.3
0600	553	25	471	3	41	3	3	0	3	2	2	0	0	71	12.8	29	5.2	10	1.8	42	49
0700	1121	81	920	9	90	4	13	0	2	2	0	0	0	51	4.5	16	1.4	4	0.4	38.3	45
0800	1024	80	867	9	39	6	19	3	0	0	1	0	0	8	0.8	2	0.2	1	0.1	25	38.5
0900	912	70	756	2	61	2	19	0	2	0	0	0	0	12	1.3	3	0.3	0	0	31.8	41.4
1000	790	35	657	3	70	7	16	0	2	0	0	0	0	34	4.3	9	1.1	3	0.4	36.9	43.9
1100	787	28	654	3	79	4	16	0	0	1	2	0	0	23	2.9	3	0.4	1	0.1	37.2	44.3
1200	880	31	730	2	91	6	18	1	1	0	0	0	0	16	1.8	3	0.3	1	0.1	36.1	42.5
1300	906	39	755	8	74	4	21	1	2	0	1	1	0	17	1.9	3	0.3	1	0.1	35	42.1
1400	887	31	765	3	70	3	13	0	1	0	1	0	0	17	1.9	3	0.3	0	0	35.5	41.8
1500	936	33	809	4	70	5	14	1	0	0	0	0	0	22	2.4	3	0.3	0	0	36.5	42.8
1600	1126	68	973	4	58	5	15	0	2	1	0	0	0	25	2.2	7	0.6	2	0.2	35.1	42.8
1700	1126	105	950	5	43	2	14	0	2	0	2	2	1	39	3.5	12	1.1	5	0.4	35.2	42.5
1800	1144	107	978	8	33	3	12	0	2	0	1	0	0	25	2.2	4	0.3	1	0.1	35.1	42.5
1900	873	64	771	4	23	2	6	0	1	1	1	0	0	26	3	6	0.7	2	0.2	36.4	44.3
2000	810	46	722	4	30	2	4	0	1	0	0	0	1	28	3.5	6	0.7	1	0.1	36.3	43.9
2100	522	22	484	1	15	0	0	0	0	0	0	0	0	28	5.4	5	1	1	0.2	38.8	45.7
2200	344	15	321	0	6	1	0	0	0	0	1	0	0	41	11.9	16	4.7	2	0.6	41.1	48.6
2300	194	11	171	0	12	0	0	0	0	0	0	0	0	37	19.1	14	7.2	1	0.5	42.7	51.1
07-19	11639	708	9814	60	778	51	190	6	16	4	8	3	1	289	2.5	68	0.6	19	0.2	34.8	42.8
06-22	14397	865	12262	72	887	58	203	6	21	7	11	3	2	442	3.1	114	0.8	33	0.2	35.4	43.2
06-00	14935	891	12754	72	905	59	203	6	21	7	12	3	2	520	3.5	144	1	36	0.2	35.6	43.6
00-00	15372	917	13110	72	951	60	206	6	24	9	12	3	2	643	4.2	204	1.3	57	0.4	35.9	43.9

Wednesday, 05 April 2017

Speed Bins (km/h)																											
0 - 5	5 - 10	10 - 15	15 - 20	20 - 25	25 - 30	30 - 35	35 - 40	40 - 45	45 - 50	50 - 55	55 - 60	60 - 65	65 - 70	70 - 75	75 - 80	80 - 85	85 - 90	90 - 95	95 - 100	100 - 105	105 - 110	110 - 115	115 - 120	120 - 125	125 - 130	130 - 135	135 - 140
0	0	3	2	3	3	4	20	24	29	14	4	3	1	0	0	0	0	0	0	0	0	0	0	0	0	0	0
0	0	1	0	5	4	2	7	4	17	4	4	2	0	0	0	0	0	0	0	0	0	0	0	0	0	0	0
0	0	0	0	0	0	4	3	4	6	5	4	1	0	0	0	0	0	0	0	0	0	0	0	0	0	0	0
0	0	0	1	2	4	1	4	7	3	4	7	0	1	0	0	0	0	0	0	0	0	0	0	0	0	0	0
0	0	0	0	0	1	1	2	15	17	18	7	4	2	0	0	0	0	0	0	0	0	0	0	0	0	0	0
0	0	1	3	2	4	2	18	43	38	18	13	3	3	0	1	0	0	0	0	0	0	0	0	0	0	0	0
0	0	0	8	17	8	44	125	169	111	42	19	7	2	1	0	0	0	0	0	0	0	0	0	0	0	0	0
0	0	1	22	44	67	187	306	312	131	35	12	1	3	0	0	0	0	0	0	0	0	0	0	0	0	0	0
2	54	184	196	123	105	119	125	90	18	6	1	1	0	0	0	0	0	0	0	0	0	0	0	0	0	0	0
2	5	82	78	84	61	151	254	140	43	9	3	0	0	0	0	0	0	0	0	0	0	0	0	0	0	0	0
0	1	5	27	34	63	161	221	177	67	25	6	0	0	2	0	0	0	0	0	0	0	1	0	0	0	0	0
1	0	2	13	32	56	161	248	179	72	20	2	1	0	0	0	0	0	0	0	0	0	0	0	0	0	0	0
0	0	6	22	42	65	223	263	179	64	13	2	1	0	0	0	0	0	0	0	0	0	0	0	0	0	0	0
0	0	8	34	68	100	210	246	164	59	14	2	0	1	0	0	0	0	0	0	0	0	0	0	0	0	0	0
0	0	9	17	47	88	218	290	160	41	14	3	0	0	0	0	0	0	0	0	0	0	0	0	0	0	0	0
0	2	2	23	36	97	185	306	203	60	19	3	0	0	0	0	0	0	0	0	0	0	0	0	0	0	0	0
0	1	14	37	77	132	264	283	218	75	18	5	1	1	0	0	0	0	0	0	0	0	0	0	0	0	0	0
0	1	6	27	84	155	253	315	193	53	27	7	3	1	1	0	0	0	0	0	0	0	0	0	0	0	0	0
0	0	5	38	67	167	266	296	208	72	21	3	0	1	0	0	0	0	0	0	0	0	0	0	0	0	0	0
0	2	15	32	49	60	165	247	189	88	20	4	2	0	0	0	0	0	0	0	0	0	0	0	0	0	0	0
0	0	2	22	48	86	157	242	160	65	22	5	0	1	0	0	0	0	0	0	0	0	0	0	0	0	0	0
0	0	4	9	19	28	75	136	157	66	23	4	1	0	0	0	0	0	0	0	0	0	0	0	0	0	0	0
0	0	2	6	9	7	33	85	99	62	25	14	1	0	1	0	0	0	0	0	0	0	0	0	0	0	0	0
0	1	1	4	4	6	8	36	57	40	23	13	0	1	0	0	0	0	0	0	0	0	0	0	0	0	0	0
5	64	324	534	738	1156	2398	3153	2223	755	221	49	8	7	3	0	0	0	0	0	0	0	1	0	0	0	0	0
5	66	345	605	871	1338	2839	3903	2898	1085	328	81	18	10	4	0	0	0	0	0	0	0	1	0	0	0	0	0
5	67	348	615	884	1351	2880	4024	3054	1187	376	108	19	11	5	0	0	0	0	0	0	0	1	0	0	0	0	0
5	67	353	621	896	1367	2894	4078	3151	1297	439	147	32	18	5	1	0	0	0	0	0	0	1	0	0	0	0	0

Thursday, 06 April 2017

Time	Total	Classification												>PSL	>PSL%	>SL1	>SL1%	>SL2	>SL2%	Mean	Vpp
		1	2	3	4	5	6	7	8	9	10	11	12	50	50	55	55	60	60		85
		MCL	SV	SVT	TB2	TB3	T4	ART3	ART4	ART5	ART6	BD	DRT			+5kph	+5kph	+10kph	+10kph		
0000	121	4	107	0	9	0	0	0	0	0	1	0	0	31	25.6	8	6.6	5	4.1	44.6	53.6
0100	44	0	44	0	0	0	0	0	0	0	0	0	0	13	29.5	5	11.4	4	9.1	48	52.6
0200	49	0	45	0	3	1	0	0	0	0	0	0	0	17	34.7	8	16.3	4	8.2	46.1	55.1
0300	33	0	29	0	4	0	0	0	0	0	0	0	0	12	36.4	6	18.2	4	12.1	46.6	56.5
0400	59	0	49	0	9	0	1	0	0	0	0	0	0	31	52.5	13	22	7	11.9	50.4	56.9
0500	125	7	105	2	9	0	0	0	0	2	0	0	0	33	26.4	18	14.4	9	7.2	46	54.4
0600	507	24	429	2	32	1	12	0	2	3	2	0	0	63	12.4	19	3.7	5	1	41.6	49
0700	1088	82	908	6	68	6	17	0	0	0	1	0	0	49	4.5	20	1.8	6	0.6	38.5	45.4
0800	1117	111	907	17	57	6	12	2	1	0	3	0	1	12	1.1	1	0.1	0	0	29.3	39.2
0900	943	58	783	7	72	3	17	0	1	1	1	0	0	17	1.8	8	0.8	1	0.1	32	41.8
1000	793	36	664	3	75	1	13	0	0	1	0	0	0	15	1.9	2	0.3	1	0.1	36.4	43.6
1100	844	23	720	10	74	2	13	0	1	0	1	0	0	12	1.4	5	0.6	0	0	34.8	42.1
1200	887	31	719	7	107	6	16	1	0	0	0	0	0	15	1.7	4	0.5	1	0.1	35.7	42.8
1300	925	33	792	7	76	0	14	0	2	1	0	0	0	20	2.2	7	0.8	3	0.3	36.7	42.8
1400	939	25	819	0	73	6	14	2	0	0	0	0	0	9	1	2	0.2	0	0	34.6	40.7
1500	876	33	759	2	62	2	14	0	1	0	3	0	0	19	2.2	4	0.5	0	0	36.4	43.2
1600	1092	49	955	4	64	4	11	0	1	0	4	0	0	26	2.4	11	1	2	0.2	36.3	43.2
1700	1061	124	876	9	36	1	12	0	1	0	2	0	0	29	2.7	6	0.6	1	0.1	34.9	42.5
1800	1093	102	939	7	30	3	10	0	1	0	1	0	0	25	2.3	4	0.4	3	0.3	35.6	42.1
1900	983	51	877	7	39	0	8	0	0	1	0	0	0	17	1.7	7	0.7	2	0.2	35.8	42.1
2000	754	47	675	4	22	2	4	0	0	0	0	0	0	27	3.6	10	1.3	4	0.5	36.3	43.2
2100	600	42	540	1	12	2	2	0	1	0	0	0	0	24	4	8	1.3	4	0.7	38.3	45
2200	497	24	458	1	13	0	0	0	0	0	1	0	0	33	6.6	8	1.6	2	0.4	39	46.1
2300	277	10	253	0	13	1	0	0	0	0	0	0	0	32	11.6	9	3.2	2	0.7	42.1	48.6
07-19	11658	707	9841	79	794	40	163	5	9	3	16	0	1	248	2.1	74	0.6	18	0.2	35	42.8
06-22	14502	871	12362	93	899	45	189	5	12	7	18	0	1	379	2.6	118	0.8	33	0.2	35.5	43.2
06-00	15276	905	13073	94	925	46	189	5	12	7	19	0	1	444	2.9	135	0.9	37	0.2	35.8	43.6
00-00	15707	916	13452	96	959	47	190	5	12	9	20	0	1	581	3.7	193	1.2	70	0.4	36.1	43.9

Thursday, 06 April 2017

Speed Bins (km/h)																											
0 - 5	5 - 10	10 - 15	15 - 20	20 - 25	25 - 30	30 - 35	35 - 40	40 - 45	45 - 50	50 - 55	55 - 60	60 - 65	65 - 70	70 - 75	75 - 80	80 - 85	85 - 90	90 - 95	95 - 100	100 - 105	105 - 110	110 - 115	115 - 120	120 - 125	125 - 130	130 - 135	135 - 140
0	0	1	4	1	1	6	17	24	36	23	3	4	1	0	0	0	0	0	0	0	0	0	0	0	0	0	0
0	0	0	0	0	0	1	3	10	17	8	1	3	0	0	1	0	0	0	0	0	0	0	0	0	0	0	0
0	0	1	0	1	1	2	7	9	11	9	4	3	1	0	0	0	0	0	0	0	0	0	0	0	0	0	0
0	0	0	0	2	2	1	3	4	9	6	2	3	0	1	0	0	0	0	0	0	0	0	0	0	0	0	0
0	0	0	0	0	0	1	3	8	16	18	6	7	0	0	0	0	0	0	0	0	0	0	0	0	0	0	0
0	0	2	3	1	5	0	5	33	43	15	9	5	3	0	1	0	0	0	0	0	0	0	0	0	0	0	0
0	2	1	6	18	7	29	135	148	98	44	14	3	2	0	0	0	0	0	0	0	0	0	0	0	0	0	0
1	1	5	19	53	70	157	273	312	148	29	14	4	2	0	0	0	0	0	0	0	0	0	0	0	0	0	0
2	17	82	141	137	151	229	207	110	29	11	1	0	0	0	0	0	0	0	0	0	0	0	0	0	0	0	0
1	22	46	92	84	100	147	232	150	52	9	7	1	0	0	0	0	0	0	0	0	0	0	0	0	0	0	0
1	1	4	31	30	82	147	220	206	56	13	1	1	0	0	0	0	0	0	0	0	0	0	0	0	0	0	0
0	2	22	31	41	87	213	228	159	49	7	5	0	0	0	0	0	0	0	0	0	0	0	0	0	0	0	0
0	0	2	23	47	105	219	237	170	69	11	3	0	1	0	0	0	0	0	0	0	0	0	0	0	0	0	0
0	1	5	18	36	80	200	287	210	68	13	4	1	2	0	0	0	0	0	0	0	0	0	0	0	0	0	0
0	3	6	34	47	94	288	280	135	43	7	2	0	0	0	0	0	0	0	0	0	0	0	0	0	0	0	0
0	0	5	24	42	60	204	268	188	66	15	4	0	0	0	0	0	0	0	0	0	0	0	0	0	0	0	0
0	0	4	31	62	97	226	317	256	73	15	9	2	0	0	0	0	0	0	0	0	0	0	0	0	0	0	0
0	2	5	30	96	156	203	284	189	67	23	5	1	0	0	0	0	0	0	0	0	0	0	0	0	0	0	0
0	0	4	27	63	113	263	356	172	70	21	1	2	0	1	0	0	0	0	0	0	0	0	0	0	0	0	0
0	0	3	30	56	71	245	323	178	60	10	5	2	0	0	0	0	0	0	0	0	0	0	0	0	0	0	0
0	0	3	27	44	61	161	236	131	64	17	6	2	0	1	1	0	0	0	0	0	0	0	0	0	0	0	0
0	1	0	12	24	35	94	177	163	70	16	4	3	0	0	1	0	0	0	0	0	0	0	0	0	0	0	0
0	0	1	9	12	39	66	128	146	63	25	6	2	0	0	0	0	0	0	0	0	0	0	0	0	0	0	0
0	0	1	4	10	5	15	62	80	68	23	7	1	1	0	0	0	0	0	0	0	0	0	0	0	0	0	0
5	49	190	501	738	1195	2496	3189	2257	790	174	56	12	5	1	0	0	0	0	0	0	0	0	0	0	0	0	0
5	52	197	576	880	1369	3025	4060	2877	1082	261	85	22	7	2	2	0	0	0	0	0	0	0	0	0	0	0	0
5	52	199	589	902	1413	3106	4250	3103	1213	309	98	25	8	2	2	0	0	0	0	0	0	0	0	0	0	0	0
5	52	203	596	907	1422	3117	4288	3191	1345	388	123	50	13	3	4	0	0	0	0	0	0	0	0	0	0	0	0

Friday, 07 April 2017

Time	Total	Classification												>PSL	>PSL%	>SL1	>SL1%	>SL2	>SL2%	Mean	Vpp
		1	2	3	4	5	6	7	8	9	10	11	12	50	50	55	55	60	60		85
		MCL	SV	SVT	TB2	TB3	T4	ART3	ART4	ART5	ART6	BD	DRT			+5kph	+5kph	+10kph	+10kph		
0000	182	7	169	0	4	1	1	0	0	0	0	0	0	30	16.5	16	8.8	5	2.7	42.9	51.5
0100	113	5	106	0	1	0	1	0	0	0	0	0	0	29	25.7	10	8.8	4	3.5	45	52.2
0200	50	2	47	0	1	0	0	0	0	0	0	0	0	15	30	5	10	2	4	44.9	52.9
0300	42	0	39	0	3	0	0	0	0	0	0	0	0	20	47.6	10	23.8	2	4.8	48.9	56.5
0400	69	0	56	0	11	1	0	0	1	0	0	0	0	25	36.2	9	13	3	4.3	46.9	53.3
0500	117	7	98	0	5	1	0	0	1	1	4	0	0	39	33.3	18	15.4	11	9.4	46.4	54.4
0600	514	27	450	1	29	1	3	0	0	2	1	0	0	70	13.6	25	4.9	7	1.4	42.5	49.3
0700	1069	68	892	8	78	3	14	0	3	0	3	0	0	41	3.8	4	0.4	1	0.1	38.5	45.4
0800	1078	97	899	6	53	1	14	1	4	0	2	1	0	8	0.7	2	0.2	0	0	30.8	41
0900	941	64	786	5	63	4	18	1	0	0	0	0	0	17	1.8	4	0.4	1	0.1	33.5	42.5
1000	835	25	702	0	89	3	12	0	1	1	2	0	0	19	2.3	3	0.4	0	0	36.4	42.5
1100	864	18	757	0	69	2	17	0	1	0	0	0	0	23	2.7	3	0.3	0	0	35.6	42.5
1200	988	30	844	9	85	5	12	0	1	0	1	0	1	16	1.6	6	0.6	3	0.3	36.1	42.5
1300	1030	46	889	6	66	7	16	0	0	0	0	0	0	25	2.4	6	0.6	1	0.1	35.6	42.8
1400	934	36	796	8	73	2	16	0	0	2	1	0	0	28	3	6	0.6	1	0.1	35.9	43.2
1500	1024	49	879	1	78	2	12	0	0	0	3	0	0	35	3.4	10	1	6	0.6	36.8	43.6
1600	1020	48	908	5	43	5	11	0	0	0	0	0	0	32	3.1	4	0.4	0	0	36.2	43.6
1700	1004	109	828	10	40	0	15	0	1	1	0	0	0	51	5.1	16	1.6	7	0.7	37.1	44.6
1800	884	69	773	3	33	0	5	0	0	1	0	0	0	43	4.9	8	0.9	1	0.1	37.4	45
1900	894	42	814	2	31	3	1	0	0	0	1	0	0	24	2.7	5	0.6	1	0.1	36.9	43.2
2000	725	34	663	4	18	3	1	0	0	1	0	0	1	39	5.4	8	1.1	4	0.6	38.3	45
2100	536	21	488	3	20	4	0	0	0	0	0	0	0	34	6.3	14	2.6	4	0.7	38.8	45.4
2200	454	11	422	1	17	3	0	0	0	0	0	0	0	48	10.6	11	2.4	4	0.9	40.6	47.9
2300	334	7	314	0	12	1	0	0	0	0	0	0	0	42	12.6	12	3.6	3	0.9	42.6	48.6
07-19	11671	659	9953	61	770	34	162	2	11	5	12	1	1	338	2.9	72	0.6	21	0.2	35.8	43.6
06-22	14340	783	12368	71	868	45	167	2	11	8	14	1	2	505	3.5	124	0.9	37	0.3	36.3	43.9
06-00	15128	801	13104	72	897	49	167	2	11	8	14	1	2	595	3.9	147	1	44	0.3	36.6	44.3
00-00	15701	822	13619	72	922	52	169	2	13	9	18	1	2	753	4.8	215	1.4	71	0.5	36.9	44.6

Friday, 07 April 2017

Speed Bins (km/h)																											
0 - 5	5 - 10	10 - 15	15 - 20	20 - 25	25 - 30	30 - 35	35 - 40	40 - 45	45 - 50	50 - 55	55 - 60	60 - 65	65 - 70	70 - 75	75 - 80	80 - 85	85 - 90	90 - 95	95 - 100	100 - 105	105 - 110	110 - 115	115 - 120	120 - 125	125 - 130	130 - 135	135 - 140
0	0	1	3	3	6	13	33	50	43	14	11	5	0	0	0	0	0	0	0	0	0	0	0	0	0	0	0
0	0	1	2	2	2	4	18	23	32	19	6	1	3	0	0	0	0	0	0	0	0	0	0	0	0	0	0
0	0	0	0	2	1	3	6	14	9	10	3	0	1	1	0	0	0	0	0	0	0	0	0	0	0	0	0
0	0	0	0	0	0	3	4	5	10	10	8	1	0	1	0	0	0	0	0	0	0	0	0	0	0	0	0
0	0	0	1	0	0	4	7	15	17	16	6	2	1	0	0	0	0	0	0	0	0	0	0	0	0	0	0
0	0	1	1	2	3	8	12	21	30	21	7	5	1	4	1	0	0	0	0	0	0	0	0	0	0	0	0
0	0	0	9	16	12	29	94	163	121	45	18	6	0	0	1	0	0	0	0	0	0	0	0	0	0	0	0
0	0	2	24	49	54	151	291	318	139	37	3	1	0	0	0	0	0	0	0	0	0	0	0	0	0	0	0
7	12	90	89	99	149	202	219	147	56	6	2	0	0	0	0	0	0	0	0	0	0	0	0	0	0	0	0
1	7	43	43	57	131	213	224	137	68	13	3	1	0	0	0	0	0	0	0	0	0	0	0	0	0	0	0
0	0	2	19	36	74	178	279	190	38	16	3	0	0	0	0	0	0	0	0	0	0	0	0	0	0	0	0
0	0	5	22	40	101	218	250	145	60	20	3	0	0	0	0	0	0	0	0	0	0	0	0	0	0	0	0
0	0	1	19	41	123	223	305	193	67	10	3	0	0	0	0	0	0	3	0	0	0	0	0	0	0	0	0
0	2	7	38	65	90	246	287	208	62	19	5	1	0	0	0	0	0	0	0	0	0	0	0	0	0	0	0
0	0	5	42	48	89	203	262	197	60	22	5	0	1	0	0	0	0	0	0	0	0	0	0	0	0	0	0
0	0	6	23	48	90	211	309	226	76	25	4	6	0	0	0	0	0	0	0	0	0	0	0	0	0	0	0
0	0	6	29	50	105	238	267	217	76	28	4	0	0	0	0	0	0	0	0	0	0	0	0	0	0	0	0
1	0	4	27	66	84	169	306	205	91	35	9	3	0	0	0	0	4	0	0	0	0	0	0	0	0	0	0
0	1	6	20	51	70	150	253	198	92	35	7	0	1	0	0	0	0	0	0	0	0	0	0	0	0	0	0
0	0	5	17	39	69	183	280	219	58	19	4	1	0	0	0	0	0	0	0	0	0	0	0	0	0	0	0
0	0	2	9	23	40	147	203	185	77	31	4	1	3	0	0	0	0	0	0	0	0	0	0	0	0	0	0
0	0	1	10	20	31	66	172	146	56	20	10	3	1	0	0	0	0	0	0	0	0	0	0	0	0	0	0
0	0	4	4	11	18	48	118	134	69	37	7	4	0	0	0	0	0	0	0	0	0	0	0	0	0	0	0
0	0	0	4	5	8	17	69	115	74	30	9	3	0	0	0	0	0	0	0	0	0	0	0	0	0	0	0
9	22	177	395	650	1160	2402	3252	2381	885	266	51	12	2	0	0	0	4	3	0	0	0	0	0	0	0	0	0
9	22	185	440	748	1312	2827	4001	3094	1197	381	87	23	6	0	1	0	4	3	0	0	0	0	0	0	0	0	0
9	22	189	448	764	1338	2892	4188	3343	1340	448	103	30	6	0	1	0	4	3	0	0	0	0	0	0	0	0	0
9	22	192	455	773	1350	2927	4268	3471	1481	538	144	44	12	6	2	0	4	3	0	0	0	0	0	0	0	0	0

Virtual Day (7)

Time	Total	Classification												>PSL	>PSL%	>SL1	>SL1%	>SL2	>SL2%	Mean	Vpp
		1	2	3	4	5	6	7	8	9	10	11	12	50	50	55	55	60	60		85
		MCL	SV	SVT	TB2	TB3	T4	ART3	ART4	ART5	ART6	BD	DRT			+5kph	+5kph	+10kph	+10kph		
0000	154	5	141	0	6	1	0	0	0	0	0	0	0	30	19.3	11	7.1	3	2.2	43.5	51.5
0100	96	3	90	0	2	0	0	0	0	0	0	0	0	22	22.4	7	7.3	2	1.9	43.9	51.5
0200	68	1	63	0	3	0	0	0	0	0	0	0	0	20	29.5	8	11.2	2	3.6	44.8	53.3
0300	48	1	44	0	4	0	0	0	0	0	0	0	0	20	40.5	8	16.9	3	6.5	47	55.4
0400	63	0	53	0	9	0	0	0	0	0	0	0	0	26	40.9	12	18.6	5	8.6	48.2	56.5
0500	121	6	101	0	9	0	1	0	1	2	1	0	0	37	30.7	18	14.9	8	6.4	46	54.7
0600	429	19	370	1	30	1	4	0	2	1	1	0	0	61	14.1	22	5.1	8	1.8	42.4	49.3
0700	860	58	721	6	60	3	10	0	2	0	1	0	0	50	5.8	13	1.5	4	0.5	39	46.1
0800	894	79	744	7	46	4	11	1	2	0	1	0	0	21	2.4	3	0.4	1	0.1	31.8	42.5
0900	827	52	698	4	56	4	11	0	1	0	1	0	0	30	3.6	8	0.9	2	0.2	34.6	43.9
1000	753	29	641	2	64	4	9	0	1	0	1	0	0	27	3.6	6	0.9	2	0.2	37.3	43.9
1100	833	27	726	3	62	3	10	0	0	0	1	0	0	20	2.3	4	0.5	1	0.1	36	43.2
1200	899	30	774	5	74	4	10	0	0	0	0	0	0	20	2.3	6	0.6	1	0.2	36.5	43.2
1300	946	35	833	5	56	4	12	0	1	0	0	0	0	20	2.1	5	0.5	1	0.1	35.7	42.5
1400	929	31	821	3	58	4	10	1	1	0	1	0	0	17	1.8	4	0.4	1	0.1	35.1	42.1
1500	915	32	808	3	56	3	10	0	1	0	1	0	0	23	2.5	5	0.5	1	0.2	36.6	43.2
1600	981	46	872	4	45	3	8	0	1	0	1	0	0	27	2.7	6	0.6	1	0.1	36.5	43.6
1700	1004	87	865	6	32	2	10	0	1	0	1	0	0	33	3.3	10	1	3	0.3	35.6	43.2
1800	945	75	826	6	27	3	7	0	1	0	0	0	0	30	3.2	6	0.7	2	0.2	36.2	43.6
1900	873	46	789	5	25	2	4	0	0	0	0	0	0	27	3.1	7	0.8	1	0.2	36.9	43.6
2000	707	36	642	3	21	1	3	0	0	0	0	0	0	26	3.6	7	0.9	2	0.3	36.8	43.9
2100	503	23	463	2	14	2	1	0	0	0	0	0	0	28	5.6	9	1.8	2	0.5	38.8	45.7
2200	390	16	359	0	12	1	0	0	0	0	0	0	0	30	7.8	9	2.4	2	0.5	39.7	46.8
2300	248	8	226	0	13	1	0	0	0	0	0	0	0	33	13.3	9	3.7	2	0.6	41.9	49.3
07-19	10787	582	9328	55	635	40	118	3	11	3	10	1	1	318	2.9	77	0.7	21	0.2	35.9	43.6
06-22	13298	705	11591	66	725	45	130	3	13	5	12	1	1	460	3.5	121	0.9	34	0.3	36.3	43.9
06-00	13936	729	12176	67	750	47	130	3	14	5	12	1	1	523	3.8	140	1	37	0.3	36.5	44.3
00-00	14486	747	12668	67	783	49	131	3	15	7	13	1	1	677	4.7	203	1.4	61	0.4	36.8	44.6

Virtual Day (7)

Speed Bins (km/h)																											
0 - 5	5 - 10	10 - 15	15 - 20	20 - 25	25 - 30	30 - 35	35 - 40	40 - 45	45 - 50	50 - 55	55 - 60	60 - 65	65 - 70	70 - 75	75 - 80	80 - 85	85 - 90	90 - 95	95 - 100	100 - 105	105 - 110	110 - 115	115 - 120	120 - 125	125 - 130	130 - 135	135 - 140
0	0	1	2	3	4	9	24	40	40	19	7	3	1	0	0	0	0	0	0	0	0	0	0	0	0	0	0
0	0	1	1	3	2	6	12	22	27	15	5	1	0	0	0	0	0	0	0	0	0	0	0	0	0	0	0
0	0	0	1	1	1	5	8	17	14	12	5	2	0	0	0	0	0	0	0	0	0	0	0	0	0	0	0
0	0	0	0	1	1	2	5	9	11	11	5	2	1	0	0	0	0	0	0	0	0	0	0	0	0	0	0
0	0	0	0	0	0	2	5	12	16	14	6	4	1	0	0	0	0	0	0	0	0	0	0	0	0	0	0
0	0	1	2	2	2	3	11	30	32	19	10	4	2	1	0	0	0	0	0	0	0	0	0	0	0	0	0
0	0	1	6	10	7	29	91	131	92	39	14	6	1	0	0	0	0	0	0	0	0	0	0	0	0	0	0
0	0	2	15	38	46	115	229	238	126	36	9	3	1	0	0	0	0	0	0	0	0	0	0	0	0	0	0
2	13	60	85	87	101	153	178	136	59	18	3	0	0	0	0	0	0	0	0	0	0	0	0	0	0	0	0
1	6	31	52	60	79	139	202	155	73	22	6	1	0	0	0	0	0	0	0	0	0	0	0	0	0	0	0
0	0	4	22	28	59	140	219	189	65	20	5	1	0	0	0	0	0	0	0	0	0	0	0	0	0	0	0
0	0	10	25	39	79	186	246	164	65	15	3	0	0	0	0	0	0	0	0	0	0	0	0	0	0	0	0
0	0	4	20	41	84	198	270	193	69	15	4	1	0	0	0	0	0	0	0	0	0	0	0	0	0	0	0
0	1	8	28	47	95	222	279	188	58	15	4	1	0	0	0	0	0	0	0	0	0	0	0	0	0	0	0
0	1	11	31	50	103	225	270	166	55	13	3	1	0	0	0	0	0	0	0	0	0	0	0	0	0	0	0
0	0	4	21	39	79	201	280	200	67	18	3	1	0	0	0	0	0	0	0	0	0	0	0	0	0	0	0
0	0	6	26	48	84	210	289	215	75	21	5	1	0	0	0	0	0	0	0	0	0	0	0	0	0	0	0
0	5	12	36	69	106	191	276	201	76	23	7	2	0	0	0	0	1	0	0	0	0	0	0	0	0	0	0
0	2	12	25	50	93	189	273	198	74	24	4	1	1	0	0	0	0	0	0	0	0	0	0	0	0	0	0
0	0	6	20	40	62	179	268	196	75	20	6	1	0	0	0	0	0	0	0	0	0	0	0	0	0	0	0
0	0	3	18	34	60	145	209	150	62	19	5	1	1	0	0	0	0	0	0	0	0	0	0	0	0	0	0
0	0	1	10	18	29	71	142	142	61	19	7	2	0	0	0	0	0	0	0	0	0	0	0	0	0	0	0
0	0	2	7	11	18	48	109	108	57	21	7	2	0	0	0	0	0	0	0	0	0	0	0	0	0	0	0
0	0	1	4	6	8	18	52	71	56	24	8	1	0	0	0	0	0	0	0	0	0	0	0	0	0	0	0
4	30	163	385	595	1008	2169	3012	2241	863	241	56	13	4	1	0	0	1	1	0	0	0	0	0	0	0	0	0
4	30	174	439	697	1166	2594	3723	2860	1153	339	87	23	6	1	0	0	1	1	0	0	0	0	0	0	0	0	0
4	31	177	449	713	1192	2660	3883	3039	1266	383	102	26	7	2	0	0	1	1	0	0	0	0	0	0	0	0	0
4	31	180	456	724	1203	2687	3949	3169	1408	474	142	43	12	3	1	0	1	1	0	0	0	0	0	0	0	0	0

Virtual Week (1)

Time	Total	Classification												>PSL	>PSL%	>SL1	>SL1%	>SL2	>SL2%	Mean	Vpp
		1	2	3	4	5	6	7	8	9	10	11	12	50	50	55	55	60	60		85
		MCL	SV	SVT	TB2	TB3	T4	ART3	ART4	ART5	ART6	BD	DRT			+5kph	+5kph	+10kph	+10kph		
Mon	14264	834	12281	55	845	71	123	2	24	12	16	1	0	657	4.6	176	1.2	49	0.3	37.1	44.6
Tue	15320	1007	13057	82	940	44	142	4	18	5	17	2	2	604	3.9	190	1.2	60	0.4	36.7	43.9
Wed	15372	917	13110	72	951	60	206	6	24	9	12	3	2	643	4.2	204	1.3	57	0.4	35.9	43.9
Thu	15707	916	13452	96	959	47	190	5	12	9	20	0	1	581	3.7	193	1.2	70	0.4	36.1	43.9
Fri	15701	822	13619	72	922	52	169	2	13	9	18	1	2	753	4.8	215	1.4	71	0.5	36.9	44.6
|Sat	14456	350	13363	56	558	45	62	2	11	1	8	0	0	693	4.8	215	1.5	63	0.4	36.8	44.6
|Sun	10584	381	9796	36	309	22	28	1	6	1	2	0	2	805	7.6	228	2.2	60	0.6	39.2	46.4
5 Day Ave.	15273	899	13104	75	923	55	166	4	18	9	17	1	1	648	4.2	196	1.3	61	0.4	36.5	44.2
7 Day Ave.	14486	747	12668	67	783	49	131	3	15	7	13	1	1	677	4.7	203	1.4	61	0.4	36.8	44.6
--	101404	5227	88678	469	5484	341	920	22	108	46	93	7	9	4736	4.7	1421	1.4	430	0.4	36.8	44.6

Virtual Week (1)

Speed Bins (km/h)																											
0 - 5	5 - 10	10 - 15	15 - 20	20 - 25	25 - 30	30 - 35	35 - 40	40 - 45	45 - 50	50 - 55	55 - 60	60 - 65	65 - 70	70 - 75	75 - 80	80 - 85	85 - 90	90 - 95	95 - 100	100 - 105	105 - 110	110 - 115	115 - 120	120 - 125	125 - 130	130 - 135	135 - 140
4	14	143	443	683	1192	2516	3894	3239	1479	481	127	36	8	1	0	2	1	0	0	0	0	0	1	0	0	0	0
0	12	108	440	806	1390	2965	4344	3272	1379	414	130	46	11	2	0	0	0	1	0	0	0	0	0	0	0	0	0
5	67	353	621	896	1367	2894	4078	3151	1297	439	147	32	18	5	1	0	0	0	0	0	0	1	0	0	0	0	0
5	52	203	596	907	1422	3117	4288	3191	1345	388	123	50	13	3	4	0	0	0	0	0	0	0	0	0	0	0	0
9	22	192	455	773	1350	2927	4268	3471	1481	538	144	44	12	6	2	0	4	3	0	0	0	0	0	0	0	0	0
4	46	213	410	657	1202	2883	3859	3041	1448	478	152	46	10	3	0	0	0	3	0	0	0	0	0	0	0	0	1
1	2	51	226	346	498	1504	2912	2815	1424	577	168	45	12	2	1	0	0	0	0	0	0	0	0	0	0	0	0
5	33	200	511	813	1344	2884	4174	3265	1396	452	134	42	12	3	1	0	1	1	0	0	0	0	0	0	0	0	0
4	31	180	456	724	1203	2687	3949	3169	1408	474	142	43	12	3	1	0	1	1	0	0	0	0	0	0	0	0	0
28	215	1263	3191	5068	8421	18806	27643	22180	9853	3315	991	299	84	22	8	2	5	7	0	0	0	1	1	0	0	0	1

Saturday

Time	ATC_A	ATC_B	ATC_C	ATC_D	ATC_E	Total
0000	352	174	195	224	242	1187
0100	173	92	99	144	184	692
0200	79	39	46	82	132	378
0300	86	25	33	55	83	282
0400	140	66	69	99	68	442
0500	387	111	126	129	102	855
0600	636	204	240	227	203	1510
0700	699	405	418	410	344	2276
0800	1140	791	782	777	470	3960
0900	1273	958	1011	1046	720	5008
1000	1390	1025	1115	1170	816	5516
1100	1546	1205	1299	1342	1167	6559
1200	1666	1189	1308	1310	1168	6641
1300	2069	1480	1500	1458	1187	7694
1400	1899	1374	1433	1418	1194	7318
1500	1422	1062	1107	1243	1016	5850
1600	1376	936	978	1154	946	5390
1700	1864	1321	1332	1265	975	6757
1800	1862	1070	1097	1027	807	5863
1900	1502	696	756	840	759	4553
2000	871	485	560	642	656	3214
2100	439	227	273	361	462	1762
2200	710	287	312	380	379	2068
2300	866	332	379	424	376	2377

Sunday

Time	ATC_A	ATC_B	ATC_C	ATC_D	ATC_E	Total
0000	345	155	171	211	218	1100
0100	180	86	97	145	173	681
0200	80	31	45	74	158	388
0300	78	23	33	49	96	279
0400	98	45	49	79	83	354
0500	175	70	79	86	83	493
0600	482	131	169	172	141	1095
0700	484	224	258	265	194	1425
0800	509	335	364	402	252	1862
0900	929	695	727	770	417	3538
1000	1165	929	989	1043	582	4708
1100	1224	944	1017	1125	678	4988
1200	1493	1093	1182	1287	760	5815
1300	1620	1177	1297	1415	847	6356
1400	1436	1073	1194	1353	843	5899
1500	1375	1080	1225	1278	744	5702
1600	1355	1044	1167	1240	778	5584
1700	1373	969	1090	1216	770	5418
1800	1235	928	1016	1088	672	4939
1900	1067	758	823	960	700	4308
2000	831	540	593	692	566	3222
2100	594	396	409	489	405	2293
2200	400	250	277	304	263	1494
2300	293	152	164	171	161	941

Monday

Time	ATC_A	ATC_B	ATC_C	ATC_D	ATC_E	Total
0000	260	109	117	133	87	706
0100	83	28	34	42	55	242
0200	46	10	17	17	32	122
0300	65	12	18	22	25	142
0400	204	94	95	105	47	545
0500	697	250	248	236	132	1563
0600	1329	690	727	698	517	3961
0700	2699	1895	1711	1721	1076	9102
0800	2580	1862	1746	1667	1127	8982
0900	2073	1514	1451	1361	914	7313
1000	1779	1157	1133	976	675	5720
1100	1738	1075	1032	926	758	5529
1200	1770	1056	1021	1009	784	5640
1300	1833	1167	1110	1053	808	5971
1400	1798	1086	1084	1050	826	5844
1500	2068	1420	1315	1195	871	6869
1600	2304	1603	1520	1330	892	7649
1700	2458	1675	1405	1291	1026	7855
1800	2427	1285	1392	1272	981	7357
1900	1899	891	1024	1160	883	5857
2000	1051	538	566	774	691	3620
2100	824	388	423	573	482	2690
2200	1269	439	522	596	402	3228
2300	460	141	147	188	173	1109

Tuesday

Time	ATC_A	ATC_B	ATC_C	ATC_D	ATC_E	Total
0000	277	85	99	112	117	690
0100	128	52	52	61	55	348
0200	49	13	21	23	27	133
0300	48	19	25	32	25	149
0400	201	87	91	97	47	523
0500	685	214	254	237	140	1530
0600	1614	798	777	771	565	4525
0700	2711	1957	1817	1810	1130	9425
0800	2667	1968	1795	1697	1193	9320
0900	2163	1637	1502	1481	939	7722
1000	1899	1337	1246	1158	779	6419
1100	1878	1125	1055	992	735	5785
1200	1884	1186	1237	1103	829	6239
1300	1806	1165	1132	1093	918	6114
1400	1924	1205	1156	1132	882	6299
1500	2164	1426	1343	1207	937	7077
1600	2308	1723	1601	1401	1011	8044
1700	2314	1603	1510	1285	1069	7781
1800	2026	1342	1450	1318	1032	7168
1900	1416	957	1114	1241	1017	5745
2000	866	573	650	791	744	3624
2100	724	495	521	620	517	2877
2200	494	291	323	409	392	1909
2300	314	149	171	237	220	1091

Wednesday

Time	ATC_A	ATC_B	ATC_C	ATC_D	ATC_E	Total
0000	194	65	69	98	110	536
0100	92	29	31	38	50	240
0200	41	3	16	12	27	99
0300	77	26	34	39	34	210
0400	191	91	92	118	67	559
0500	628	222	247	212	149	1458
0600	1585	731	831	730	553	4430
0700	2666	1907	1755	1720	1121	9169
0800	2656	1928	1785	1633	1024	9026
0900	2342	1756	1659	1445	912	8114
1000	2003	1334	1367	1132	790	6626
1100	2002	1192	1166	1025	787	6172
1200	1957	1258	1326	1106	880	6527
1300	2043	1407	1415	1222	906	6993
1400	1921	1262	1223	1198	887	6491
1500	2104	1502	1487	1257	936	7286
1600	2049	1588	1362	1323	1126	7448
1700	2225	1617	1323	1181	1126	7472
1800	1985	1452	1393	1364	1144	7338
1900	1318	974	1116	1165	873	5446
2000	858	618	705	899	810	3890
2100	670	481	521	659	522	2853
2200	489	335	379	454	344	2001
2300	373	189	197	265	194	1218

Thursday

Time	ATC_A	ATC_B	ATC_C	ATC_D	ATC_E	Total
0000	188	83	88	115	121	595
0100	102	34	35	44	44	259
0200	55	16	23	36	49	179
0300	84	29	33	47	33	226
0400	211	97	101	121	59	589
0500	531	229	246	237	125	1368
0600	1348	730	834	718	507	4137
0700	2160	1889	1720	1661	1088	8518
0800	2321	1993	1856	1665	1117	8952
0900	1890	1632	1478	1366	943	7309
1000	1953	1463	1403	1195	793	6807
1100	1787	1242	1186	1019	844	6078
1200	1974	1330	1338	1157	887	6686
1300	1852	1304	1343	1165	925	6589
1400	1925	1307	1314	1151	939	6636
1500	1913	1572	1499	1210	876	7070
1600	2047	1574	1380	1339	1092	7432
1700	2020	1608	1366	1206	1061	7261
1800	1727	1377	1370	1247	1093	6814
1900	1405	989	1102	1223	983	5702
2000	837	587	658	815	754	3651
2100	704	458	497	654	600	2913
2200	698	425	454	568	497	2642
2300	395	267	289	326	277	1554

Friday

Time	ATC_A	ATC_B	ATC_C	ATC_D	ATC_E	Total
0000	236	136	141	198	182	893
0100	97	49	64	72	113	395
0200	52	17	24	35	50	178
0300	66	26	32	52	42	218
0400	173	99	98	115	69	554
0500	406	206	226	216	117	1171
0600	1162	714	777	711	514	3878
0700	1928	1768	1697	1644	1069	8106
0800	1865	1702	1643	1638	1078	7926
0900	1612	1380	1318	1187	941	6438
1000	1612	1290	1270	1075	835	6082
1100	1582	1183	1170	1007	864	5806
1200	1467	1314	1300	1298	988	6367
1300	1311	1438	1407	1239	1030	6425
1400	1361	1394	1466	1211	934	6366
1500	1075	1428	1366	1311	1024	6204
1600	1157	1635	1540	1417	1020	6769
1700	1771	1651	1608	1382	1004	7416
1800	1427	1245	1325	1274	884	6155
1900	1467	1084	1200	1218	894	5863
2000	820	554	632	803	725	3534
2100	609	433	475	574	536	2627
2200	627	348	402	486	454	2317
2300	274	255	278	331	334	1472

Add Mvts	73

Time	ATC_A	ATC_B	ATC_C	ATC_D	ATC_E
0300	48	19	25	32	25
_+ 73mvts	121	92	98	105	98
% Increase	152%	384%	292%	228%	292%

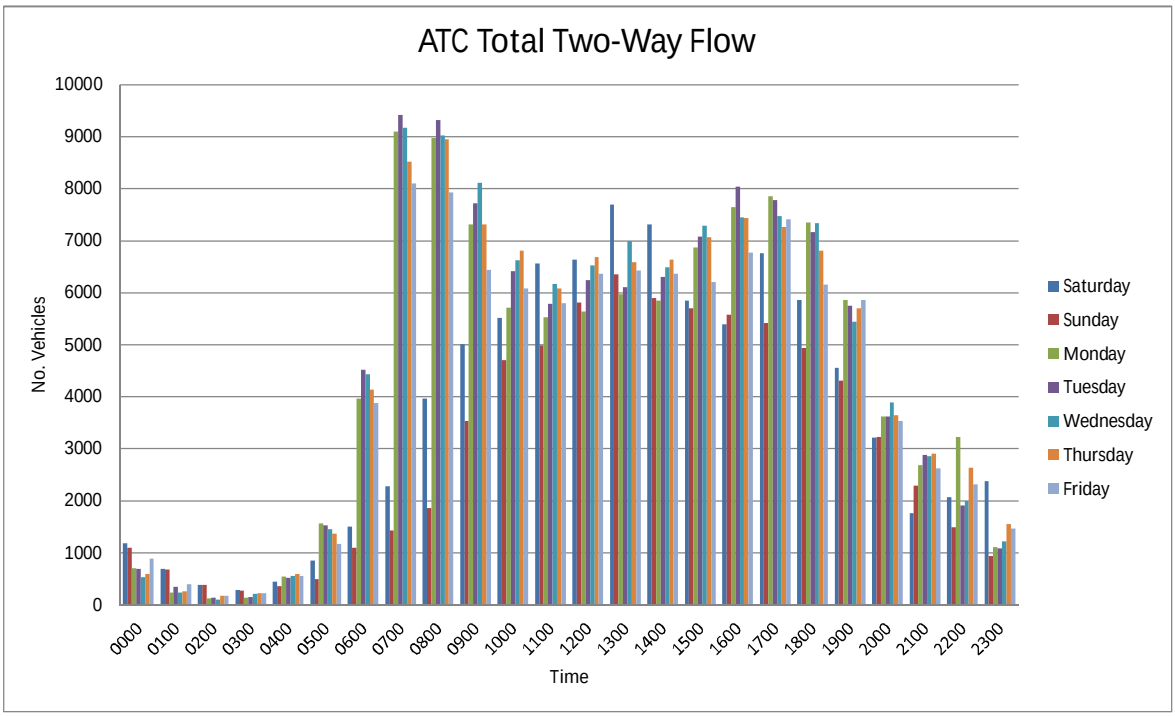
ATC Total Two-Way Flow
No. Vehicles
10000
9000
8000
7000
6000
5000
4000
3000
2000
1000
0
0000
0100
0200
0300
0400
0500
0600
0700
0800
0900
1000
1100
1200
1300
1400
1500
1600
1700
1800
1900
2000
2100
2200
2300
Time
Saturday
Sunday
Monday
Tuesday
Wednesday
Thursday
Friday

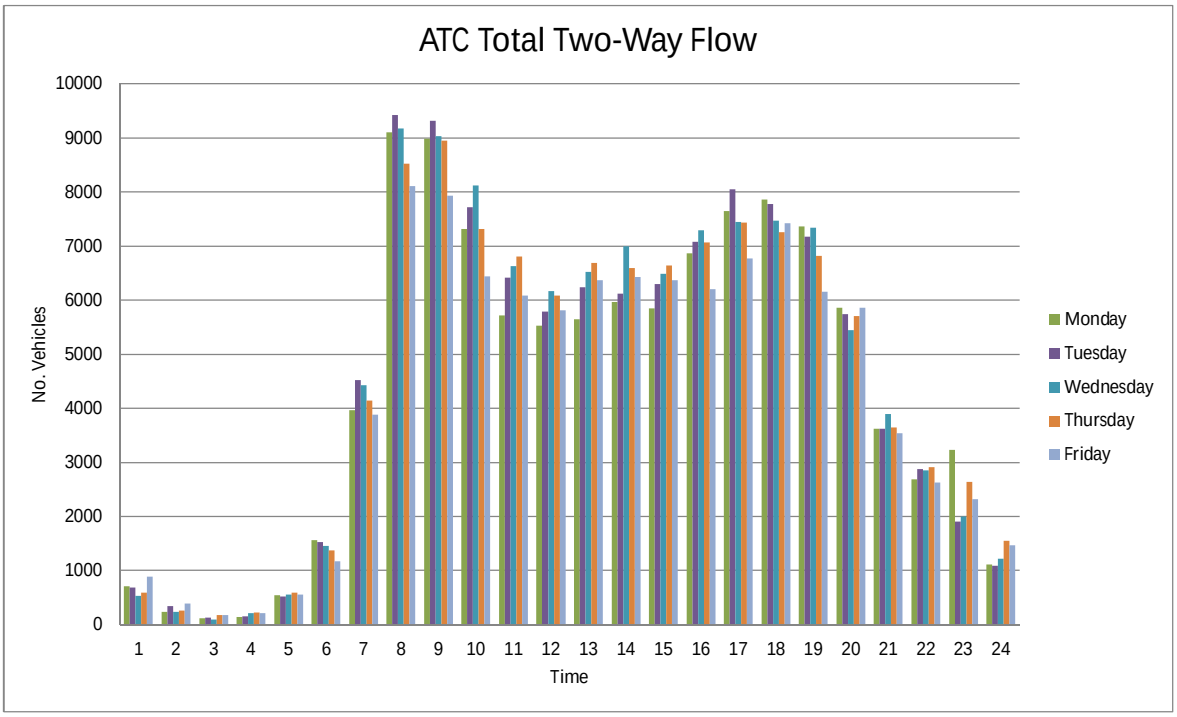
ATC Total Two-Way Flow
No. Vehicles
10000
9000
8000
7000
6000
5000
4000
3000
2000
1000
0
1 2 3 4 5 6 7 8 9 10 11 12 13 14 15 16 17 18 19 20 21 22 23 24
Time
Monday
Tuesday
Wednesday
Thursday
Friday

	Unit 5.5 PAG Factors	
LV	2006 - 2025	2026 - 2040
Growth Years	1.002	1.002

_+5yrs	2017 - 2022	1.01
_+15yrs	2017 - 2032	1.03

	Unit 5.5 PAG Factors	
HV	2006 - 2025	2026 - 2040
Growth Years	1.003	1

_+5yrs	2017 - 2022	1.02
_+15yrs	2017 - 2032	1.02

Tuesday ATC A													
Time	Total	Classification											
		1	2	3	4	5	6	7	8	9	10	11	12
		MCL	SV	SVT	TB2	TB3	T4	ART3	ART4	ART5	ART6	BD	DRT
0000	277	5	240	3	15	9	1	0	0	1	3	0	0
0100	128	1	104	0	4	10	4	0	1	2	2	0	0
0200	49	3	33	0	3	2	1	1	1	3	2	0	0
0300	48	4	23	0	6	3	3	1	1	3	2	2	0
0400	201	1	160	1	16	4	1	1	2	6	9	0	0
0500	685	12	556	3	32	16	2	3	1	7	45	7	1
0600	1614	28	1391	6	77	30	14	4	2	11	36	10	5
0700	2711	37	2527	14	45	24	17	1	2	6	24	7	7
0800	2667	54	2485	13	54	17	14	1	4	5	14	3	3
0900	2163	40	1958	10	73	27	13	1	8	11	14	3	5
1000	1899	21	1629	14	108	39	32	0	4	17	19	6	10
1100	1878	26	1633	11	73	40	23	3	12	14	37	5	1
1200	1884	28	1633	12	91	41	17	3	5	13	33	3	5
1300	1806	28	1555	7	84	48	17	2	10	18	24	7	6
1400	1924	34	1646	9	105	33	26	2	17	16	28	3	5
1500	2164	40	1913	15	83	22	28	5	8	14	25	4	7
1600	2308	53	2073	10	71	31	21	1	4	9	22	3	10
1700	2314	67	2070	23	67	19	25	4	4	4	19	3	9
1800	2026	73	1783	24	54	22	16	3	7	8	17	10	9
1900	1416	50	1252	7	43	36	12	2	4	2	6	0	2
2000	866	32	746	5	34	21	7	1	2	1	15	2	0
2100	724	9	653	1	26	17	8	1	1	5	1	2	0
2200	494	12	425	2	19	20	3	0	3	4	6	0	0
2300	314	6	273	0	15	13	3	1	0	0	3	0	0

Tuesday ATC A

Base				_+5yrs			_+15yrs		
Vehicle Total	LGV	HGV	HGV %	LGV	HGV	HGV %	LGV	HGV	HGV %
277	263	14	5%	266	14	5%	271	14	5%
128	109	19	15%	110	19	15%	112	19	15%
49	39	10	20%	39	10	21%	40	10	21%
48	33	15	31%	33	15	32%	34	15	32%
201	178	23	11%	180	23	12%	183	24	12%
685	603	82	12%	609	83	12%	621	84	12%
1614	1502	112	7%	1517	114	7%	1547	115	7%
2711	2623	88	3%	2649	89	3%	2702	90	3%
2667	2606	61	2%	2632	62	2%	2685	62	2%
2163	2081	82	4%	2102	83	4%	2144	84	4%
1899	1772	127	7%	1790	129	7%	1826	130	7%
1878	1743	135	7%	1760	137	7%	1796	138	7%
1884	1764	120	6%	1782	122	6%	1817	123	7%
1806	1674	132	7%	1691	134	7%	1725	135	7%
1924	1794	130	7%	1812	132	7%	1848	133	7%
2164	2051	113	5%	2072	115	5%	2113	116	5%
2308	2207	101	4%	2229	103	4%	2274	103	4%
2314	2227	87	4%	2249	88	4%	2294	89	4%
2026	1934	92	5%	1953	93	5%	1992	94	5%
1416	1352	64	5%	1366	65	5%	1393	66	5%
866	817	49	6%	825	50	6%	842	50	6%
724	689	35	5%	696	36	5%	710	36	5%
494	458	36	7%	463	37	7%	472	37	7%
314	294	20	6%	297	20	6%	303	20	7%

Tuesday ATC B													
Time	Total	Classification											
		1	2	3	4	5	6	7	8	9	10	11	12
		MCL	SV	SVT	TB2	TB3	T4	ART3	ART4	ART5	ART6	BD	DRT
0000	85	3	72	0	6	0	0	0	3	1	0	0	0
0100	52	0	47	0	2	0	0	0	3	0	0	0	0
0200	13	1	8	0	2	0	0	0	1	0	1	0	0
0300	19	2	11	0	3	0	0	0	2	0	1	0	0
0400	87	0	76	0	5	0	0	0	4	1	1	0	0
0500	214	5	174	0	14	1	1	0	4	9	6	0	0
0600	798	24	639	0	40	6	2	0	22	35	28	2	0
0700	1957	36	1711	21	91	16	14	1	15	25	21	1	5
0800	1968	53	1748	22	77	11	8	0	5	17	22	5	0
0900	1637	28	1426	11	95	15	8	3	8	19	19	4	1
1000	1337	13	1128	8	98	6	6	0	23	29	22	1	3
1100	1125	10	916	6	89	9	8	0	16	37	31	1	2
1200	1186	11	969	9	105	18	6	0	9	33	24	1	1
1300	1165	8	951	4	99	4	7	0	20	44	25	1	2
1400	1205	11	989	7	78	10	9	1	23	41	33	1	2
1500	1426	26	1207	9	85	7	14	2	22	35	16	1	2
1600	1723	24	1521	14	77	14	11	0	10	25	16	4	7
1700	1603	60	1432	24	51	9	9	0	4	5	7	1	1
1800	1342	44	1226	15	37	8	4	0	1	2	4	0	1
1900	957	25	883	3	31	6	4	0	1	1	3	0	0
2000	573	27	513	4	22	3	1	0	1	1	1	0	0
2100	495	9	463	3	11	3	0	0	1	4	1	0	0
2200	291	12	263	1	7	2	0	0	2	3	0	1	0
2300	149	5	137	1	3	1	0	0	1	1	0	0	0

Tuesday ATC B

				_+5yrs			_+15yrs		
Vehicle Total	LGV	HGV	HGV %	LGV	HGV	HGV %	LGV	HGV	HGV %
85	81	4	5%	82	4	5%	83	4	5%
52	49	3	6%	49	3	6%	50	3	6%
13	11	2	15%	11	2	16%	11	2	16%
19	16	3	16%	16	3	16%	16	3	16%
87	81	6	7%	82	6	7%	83	6	7%
214	193	21	10%	195	21	10%	199	22	10%
798	703	95	12%	710	96	12%	724	97	12%
1957	1859	98	5%	1878	99	5%	1915	100	5%
1968	1900	68	3%	1919	69	4%	1957	70	4%
1637	1560	77	5%	1576	78	5%	1607	79	5%
1337	1247	90	7%	1260	91	7%	1285	92	7%
1125	1021	104	9%	1031	106	9%	1052	107	9%
1186	1094	92	8%	1105	93	8%	1127	94	8%
1165	1062	103	9%	1073	105	9%	1094	105	9%
1205	1085	120	10%	1096	122	10%	1118	123	10%
1426	1327	99	7%	1340	100	7%	1367	101	7%
1723	1636	87	5%	1652	88	5%	1685	89	5%
1603	1567	36	2%	1583	37	2%	1614	37	2%
1342	1322	20	1%	1335	20	2%	1362	20	2%
957	942	15	2%	951	15	2%	970	15	2%
573	566	7	1%	572	7	1%	583	7	1%
495	486	9	2%	491	9	2%	501	9	2%
291	283	8	3%	286	8	3%	292	8	3%
149	146	3	2%	147	3	2%	150	3	2%

Tuesday ATC C													
Time	Total	Classification											
		1	2	3	4	5	6	7	8	9	10	11	12
		MCL	SV	SVT	TB2	TB3	T4	ART3	ART4	ART5	ART6	BD	DRT
0000	99	2	86	0	6	0	1	1	0	1	2	0	0
0100	52	0	45	0	3	1	0	0	2	1	0	0	0
0200	21	1	17	0	2	0	0	0	0	0	1	0	0
0300	25	2	19	0	2	0	0	0	0	1	1	0	0
0400	91	0	76	0	6	3	2	0	0	2	2	0	0
0500	254	4	219	0	13	7	3	0	1	4	3	0	0
0600	777	26	647	1	34	28	17	0	4	2	16	1	1
0700	1817	42	1588	12	94	19	33	0	5	3	13	3	5
0800	1795	52	1596	8	64	28	27	0	3	4	11	0	2
0900	1502	30	1296	9	79	27	35	1	1	1	17	4	2
1000	1246	21	1054	7	97	22	32	1	2	1	6	2	1
1100	1055	14	890	6	92	19	21	0	3	2	6	2	0
1200	1237	11	1040	3	107	24	38	0	3	3	7	0	1
1300	1132	11	970	4	65	27	42	0	1	1	9	0	2
1400	1156	11	1015	8	64	21	26	0	5	3	2	1	0
1500	1343	23	1180	6	74	20	21	1	2	2	10	2	2
1600	1601	28	1431	14	73	22	17	0	2	2	8	1	3
1700	1510	53	1345	13	36	31	17	0	0	1	8	2	4
1800	1450	46	1325	11	27	25	5	0	1	2	6	1	1
1900	1114	29	1010	6	31	18	9	1	0	0	5	2	3
2000	650	20	585	4	20	13	2	0	1	2	3	0	0
2100	521	6	483	3	9	13	1	0	1	2	3	0	0
2200	323	16	289	1	7	5	1	0	2	0	2	0	0
2300	171	5	158	0	4	2	1	0	0	1	0	0	0

Tuesday ATC C

				_+5yrs			_+15yrs		
Vehicle Total	LGV	HGV	HGV %	LGV	HGV	HGV %	LGV	HGV	HGV %
99	94	5	5%	95	5	5%	97	5	5%
52	48	4	8%	48	4	8%	49	4	8%
21	20	1	5%	20	1	5%	21	1	5%
25	23	2	8%	23	2	8%	24	2	8%
91	82	9	10%	83	9	10%	84	9	10%
254	236	18	7%	238	18	7%	243	18	7%
777	708	69	9%	715	70	9%	729	71	9%
1817	1736	81	4%	1753	82	5%	1788	83	5%
1795	1720	75	4%	1737	76	4%	1772	77	4%
1502	1414	88	6%	1428	89	6%	1457	90	6%
1246	1179	67	5%	1191	68	5%	1215	69	6%
1055	1002	53	5%	1012	54	5%	1032	54	5%
1237	1161	76	6%	1173	77	6%	1196	78	6%
1132	1050	82	7%	1061	83	7%	1082	84	7%
1156	1098	58	5%	1109	59	5%	1131	59	5%
1343	1283	60	4%	1296	61	5%	1322	61	5%
1601	1546	55	3%	1562	56	3%	1593	56	4%
1510	1447	63	4%	1462	64	4%	1491	65	4%
1450	1409	41	3%	1423	42	3%	1452	42	3%
1114	1076	38	3%	1087	39	3%	1108	39	3%
650	629	21	3%	635	21	3%	648	22	3%
521	501	20	4%	506	20	4%	516	20	4%
323	313	10	3%	316	10	3%	322	10	3%
171	167	4	2%	169	4	2%	172	4	2%

Tuesday ATC D													
Time	Total	Classification											
		1	2	3	4	5	6	7	8	9	10	11	12
		MCL	SV	SVT	TB2	TB3	T4	ART3	ART4	ART5	ART6	BD	DRT
0000	112	2	99	0	9	0	0	0	1	0	1	0	0
0100	61	1	53	0	3	2	0	0	2	0	0	0	0
0200	23	1	17	0	3	0	0	0	0	1	1	0	0
0300	32	2	22	0	6	0	0	0	0	1	1	0	0
0400	97	1	83	0	8	0	0	0	3	1	1	0	0
0500	237	5	218	0	6	1	0	0	1	4	1	0	1
0600	771	21	691	2	33	10	2	0	2	1	8	1	0
0700	1810	51	1654	14	61	10	10	1	1	4	3	1	0
0800	1697	84	1492	15	56	13	24	2	1	4	6	0	0
0900	1481	45	1326	10	78	5	11	0	2	1	2	0	1
1000	1158	20	1018	6	89	3	11	2	2	2	5	0	0
1100	992	24	871	2	82	4	7	0	1	0	1	0	0
1200	1103	16	964	5	94	7	12	0	2	3	0	0	0
1300	1093	23	976	10	69	3	3	2	3	0	4	0	0
1400	1132	19	1022	10	71	3	5	0	0	0	2	0	0
1500	1207	24	1094	7	68	6	4	0	2	0	2	0	0
1600	1401	47	1256	14	70	5	4	0	2	1	2	0	0
1700	1285	103	1113	12	29	11	8	2	2	0	3	1	1
1800	1318	69	1192	16	25	5	6	0	0	0	4	0	1
1900	1241	53	1135	11	21	11	6	0	0	1	2	0	1
2000	791	36	723	3	21	4	2	0	0	2	0	0	0
2100	620	20	573	5	10	4	2	0	0	3	3	0	0
2200	409	23	368	1	9	4	0	0	3	0	1	0	0
2300	237	8	218	2	7	1	0	0	0	1	0	0	0

Tuesday ATC D									
				_+5yrs			_+15yrs		
Vehicle Total	LGV	HGV	HGV %	LGV	HGV	HGV %	LGV	HGV	HGV %
112	110	2	2%	111	2	2%	113	2	2%
61	57	4	7%	58	4	7%	59	4	7%
23	21	2	9%	21	2	9%	22	2	9%
32	30	2	6%	30	2	6%	31	2	6%
97	92	5	5%	93	5	5%	95	5	5%
237	229	8	3%	231	8	3%	236	8	3%
771	747	24	3%	754	24	3%	770	25	3%
1810	1780	30	2%	1798	30	2%	1834	31	2%
1697	1647	50	3%	1664	51	3%	1697	51	3%
1481	1459	22	1%	1474	22	2%	1503	23	2%
1158	1133	25	2%	1144	25	2%	1167	26	2%
992	979	13	1%	989	13	1%	1009	13	1%
1103	1079	24	2%	1090	24	2%	1112	25	2%
1093	1078	15	1%	1089	15	1%	1111	15	1%
1132	1122	10	1%	1133	10	1%	1156	10	1%
1207	1193	14	1%	1205	14	1%	1229	14	1%
1401	1387	14	1%	1401	14	1%	1429	14	1%
1285	1257	28	2%	1270	28	2%	1295	29	2%
1318	1302	16	1%	1315	16	1%	1341	16	1%
1241	1220	21	2%	1232	21	2%	1257	22	2%
791	783	8	1%	791	8	1%	807	8	1%
620	608	12	2%	614	12	2%	626	12	2%
409	401	8	2%	405	8	2%	413	8	2%
237	235	2	1%	237	2	1%	242	2	1%

Tuesday ATC E													
Time	Total	Classification											
		1	2	3	4	5	6	7	8	9	10	11	12
		MCL	SV	SVT	TB2	TB3	T4	ART3	ART4	ART5	ART6	BD	DRT
0000	117	3	108	0	6	0	0	0	0	0	0	0	0
0100	55	3	49	0	3	0	0	0	0	0	0	0	0
0200	27	2	24	0	1	0	0	0	0	0	0	0	0
0300	25	0	18	0	7	0	0	0	0	0	0	0	0
0400	47	1	38	0	8	0	0	0	0	0	0	0	0
0500	140	9	117	0	9	0	1	0	2	2	0	0	0
0600	565	22	486	2	47	0	4	0	2	0	2	0	0
0700	1130	86	948	8	68	3	10	0	3	0	4	0	0
0800	1193	120	981	9	62	2	15	0	2	2	0	0	0
0900	939	68	780	4	71	5	8	0	1	0	2	0	0
1000	779	30	630	0	101	5	10	0	1	0	2	0	0
1100	735	33	606	1	83	3	8	0	0	0	1	0	0
1200	829	37	696	3	79	2	10	1	0	0	1	0	0
1300	918	41	798	6	58	5	9	0	0	0	1	0	0
1400	882	37	756	3	68	5	10	1	2	0	0	0	0
1500	937	36	813	6	63	2	13	0	3	0	0	0	1
1600	1011	62	876	6	56	1	7	0	1	0	1	0	1
1700	1069	121	891	8	30	3	13	0	0	0	2	1	0
1800	1032	120	865	9	23	5	8	1	1	0	0	0	0
1900	1017	68	899	11	31	0	7	1	0	0	0	0	0
2000	744	44	662	3	28	0	6	0	0	0	0	1	0
2100	517	27	471	3	12	1	3	0	0	0	0	0	0
2200	392	29	350	0	11	1	0	0	0	1	0	0	0
2300	220	8	195	0	15	1	0	0	0	0	1	0	0

Tuesday ATC E

				_+5yrs			_+15yrs		
Vehicle Total	LGV	HGV	HGV %	LGV	HGV	HGV %	LGV	HGV	HGV %
117	117	0	0%	118	0	0%	121	0	0%
55	55	0	0%	56	0	0%	57	0	0%
27	27	0	0%	27	0	0%	28	0	0%
25	25	0	0%	25	0	0%	26	0	0%
47	47	0	0%	47	0	0%	48	0	0%
140	135	5	4%	136	5	4%	139	5	4%
565	557	8	1%	563	8	1%	574	8	1%
1130	1110	20	2%	1121	20	2%	1144	20	2%
1193	1172	21	2%	1184	21	2%	1207	22	2%
939	923	16	2%	932	16	2%	951	16	2%
779	761	18	2%	769	18	2%	784	18	2%
735	723	12	2%	730	12	2%	745	12	2%
829	815	14	2%	823	14	2%	840	14	2%
918	903	15	2%	912	15	2%	930	15	2%
882	864	18	2%	873	18	2%	890	18	2%
937	918	19	2%	927	19	2%	946	19	2%
1011	1000	11	1%	1010	11	1%	1030	11	1%
1069	1050	19	2%	1061	19	2%	1082	19	2%
1032	1017	15	1%	1027	15	1%	1048	15	1%
1017	1009	8	1%	1019	8	1%	1039	8	1%
744	737	7	1%	744	7	1%	759	7	1%
517	513	4	1%	518	4	1%	528	4	1%
392	390	2	1%	394	2	1%	402	2	1%
220	218	2	1%	220	2	1%	225	2	1%

Time	Tuesday Data	ATC_A	ATC_B	ATC_C	ATC_D	ATC_E
1300	Total Mvts	1806	1165	1132	1093	918
	% HGV	**7.3%**	**8.8%**	**7.2%**	**1.4%**	**1.6%**
2000	Total Mvts	866	573	650	791	744
	% HGV	**5.7%**	**1.2%**	**3.2%**	**1.0%**	**0.9%**
0300	Total Mvts	48	19	25	32	25
	% HGV	**31.3%**	**15.8%**	**8.0%**	**6.3%**	**0%**

	AADT with Overall HGV %				
	ATC_A	**ATC_B**	**ATC_C**	**ATC_D**	**ATC_E**
Total Mvts	32560	21407	20942	20308	15320
Total HGV	1747	1170	1000	359	234
HGV %	**5.4%**	**5.5%**	**4.8%**	**1.8%**	**1.5%**

Appendix J 2018 Traffic Surveys

Tracsis plc
Traffic and Data Services

Junction Turning Count

Project Number	3374-IRE
Project Name	Ringsend Traffic Survey
Client	AECOM
Sites	1, 3
Survey Date	Tuesday 02 October 2018
Survey Time	07:00-19:00
Weather	Overcast
Observations	Arm F: Huge drop of vehicles between 11:15 and 11:27 towards the roundabout, likely due to an accident

Dashboard

3-Star Data (CSV Export)

Contact Us

Tracsis will retain all personal data relating to this project, including all video images, for a period of three months after receipt of this report and all other data files for one year.

If you would like a copy of the personal data or wish for us to retain for a longer period, please do not hesitate to contact us.

Tracsis plc
Traffic and Data Services

Return To Dashboard

Convert to PCU

Origin : Arm A Deke's Diner

	Destination : Arm A Deke's Diner								Total	**Destination :** Arm B Sean Moore Road (NE)								Total
	PC	MC	Car	Taxi	LGV	OGV1	OGV2	PSV		PC	MC	Car	Taxi	LGV	OGV1	OGV2	PSV	
07:00	0	0	0	0	0	0	0	0	0	0	0	0	0	0	0	0	0	0
07:15	0	0	0	0	0	0	0	0	0	0	0	0	0	0	0	0	0	0
07:30	0	0	0	0	0	0	0	0	0	0	0	0	0	0	0	0	0	0
07:45	0	0	0	0	0	0	0	0	0	0	0	0	0	0	0	0	0	0
1 Hr	0	0	0	0	0	0	0	0	0	0	0	0	0	0	0	0	0	0
08:00	0	0	0	0	0	0	0	0	0	0	0	0	0	0	0	0	0	0
08:15	0	0	0	0	0	0	0	0	0	0	0	0	0	0	0	0	0	0
08:30	0	0	0	0	0	0	0	0	0	0	0	0	0	0	0	0	0	0
08:45	0	0	0	0	0	0	0	0	0	0	0	0	0	0	0	0	0	0
1 Hr	0	0	0	0	0	0	0	0	0	0	0	0	0	0	0	0	0	0
09:00	0	0	0	0	0	0	0	0	0	0	0	0	0	0	0	0	0	0
09:15	0	0	0	0	0	0	0	0	0	0	0	0	0	0	0	0	0	0
09:30	0	0	0	0	0	0	0	0	0	0	0	0	0	0	0	0	0	0
09:45	0	0	0	0	0	0	0	0	0	0	0	0	0	0	0	0	0	0
1 Hr	0	0	0	0	0	0	0	0	0	0	0	0	0	0	0	0	0	0
10:00	0	0	0	0	0	0	0	0	0	0	0	0	0	0	0	0	0	0
10:15	0	0	0	0	0	0	0	0	0	0	0	0	0	0	0	0	0	0
10:30	0	0	0	0	0	0	0	0	0	0	0	0	0	0	0	0	0	0
10:45	0	0	0	0	0	0	0	0	0	0	0	0	0	0	0	0	0	0
1 Hr	0	0	0	0	0	0	0	0	0	0	0	0	0	0	0	0	0	0
11:00	0	0	0	0	0	0	0	0	0	0	0	0	0	0	0	0	0	0
11:15	0	0	0	0	0	0	0	0	0	0	0	0	0	0	0	0	0	0
11:30	0	0	0	0	0	0	0	0	0	0	0	0	0	0	0	0	0	0
11:45	0	0	0	0	0	0	0	0	0	0	0	0	0	0	0	0	0	0
1 Hr	0	0	0	0	0	0	0	0	0	0	0	0	0	0	0	0	0	0
12:00	0	0	0	0	0	0	0	0	0	0	0	0	0	0	0	0	0	0
12:15	0	0	0	0	0	0	0	0	0	0	0	0	0	0	0	0	0	0
12:30	0	0	0	0	0	0	0	0	0	0	0	0	0	0	0	0	0	0
12:45	0	0	0	0	0	0	0	0	0	0	0	0	0	0	0	0	0	0
1 Hr	0	0	0	0	0	0	0	0	0	0	0	0	0	0	0	0	0	0
13:00	0	0	0	0	0	0	0	0	0	0	0	0	0	0	0	0	0	0
13:15	0	0	0	0	0	0	0	0	0	0	0	0	0	0	0	0	0	0
13:30	0	0	0	0	0	0	0	0	0	0	0	0	0	0	0	0	0	0
13:45	0	0	0	0	0	0	0	0	0	0	0	0	0	0	0	0	0	0
1 Hr	0	0	0	0	0	0	0	0	0	0	0	0	0	0	0	0	0	0
14:00	0	0	0	0	0	0	0	0	0	0	0	0	0	0	0	0	0	0
14:15	0	0	0	0	0	0	0	0	0	0	0	0	0	0	0	0	0	0
14:30	0	0	0	0	0	0	0	0	0	0	0	0	0	0	0	0	0	0
14:45	0	0	0	0	0	0	0	0	0	0	0	0	0	0	0	0	0	0
1 Hr	0	0	0	0	0	0	0	0	0	0	0	0	0	0	0	0	0	0
15:00	0	0	0	0	0	0	0	0	0	0	0	0	0	0	0	0	0	0
15:15	0	0	0	0	0	0	0	0	0	0	0	0	0	0	0	0	0	0
15:30	0	0	0	0	0	0	0	0	0	0	0	0	0	0	0	0	0	0
15:45	0	0	0	0	0	0	0	0	0	0	0	0	0	0	0	0	0	0
1 Hr	0	0	0	0	0	0	0	0	0	0	0	0	0	0	0	0	0	0
16:00	0	0	0	0	0	0	0	0	0	0	0	0	0	0	0	0	0	0
16:15	0	0	0	0	0	0	0	0	0	0	0	0	0	0	0	0	0	0
16:30	0	0	0	0	0	0	0	0	0	0	0	0	0	0	0	0	0	0
16:45	0	0	0	0	0	0	0	0	0	0	0	0	0	0	0	0	0	0
1 Hr	0	0	0	0	0	0	0	0	0	0	0	0	0	0	0	0	0	0
17:00	0	0	0	0	0	0	0	0	0	0	0	0	0	0	0	0	0	0
17:15	0	0	0	0	0	0	0	0	0	0	0	0	0	0	0	0	0	0
17:30	0	0	0	0	0	0	0	0	0	0	0	0	0	0	0	0	0	0
17:45	0	0	0	0	0	0	0	0	0	0	0	0	0	0	0	0	0	0
1 Hr	0	0	0	0	0	0	0	0	0	0	0	0	0	0	0	0	0	0
18:00	0	0	0	0	0	0	0	0	0	0	0	0	0	0	0	0	0	0
18:15	0	0	0	0	0	0	0	0	0	0	0	0	0	0	0	0	0	0
18:30	0	0	0	0	0	0	0	0	0	0	0	0	0	0	0	0	0	0
18:45	0	0	0	0	0	0	0	0	0	0	0	0	0	0	0	0	0	0
1 Hr	0	0	0	0	0	0	0	0	0	0	0	0	0	0	0	0	0	0
Total	0	0	0	0	0	0	0	0	0	0	0	0	0	0	0	0	0	0

Origin : Arm A Deke's Diner

Destination : Arm C Unnamed Road								Total
PC	MC	Car	Taxi	LGV	OGV1	OGV2	PSV	
0	0	0	0	0	0	0	0	0

3374-IRE Ringsend Traffic Survey
Junction Turning Count
02/10/2018

Site 1 - Deke's Diner / Sean Moore Road (NE) / Unnamed Road / Sean Moore Road (SW) / Pigeon House Rd / R131

Origin : Arm A Deke's Diner

Destination : Arm E Pigeon House Rd								Total	**Destination :** Arm F R131								Total	Arm Totals
PC	MC	Car	Taxi	LGV	OGV1	OGV2	PSV		PC	MC	Car	Taxi	LGV	OGV1	OGV2	PSV		
0	0	0	0	0	0	0	0	0	0	0	0	0	0	0	0	0	0	0

Tracsis plc
Traffic and Data Services

Return To Dashboard

Convert to PCU

Origin : Arm B Sean Moore Road (NE)

	Destination : Arm A Deke's Diner								Total	**Destination :** Arm B Sean Moore Road (NE)								Total
	PC	MC	Car	Taxi	LGV	OGV1	OGV2	PSV		PC	MC	Car	Taxi	LGV	OGV1	OGV2	PSV	
07:00	0	0	0	0	0	0	0	0	0	0	0	0	0	0	0	0	0	0
07:15	0	0	0	0	0	0	0	0	0	0	0	0	0	0	0	0	0	0
07:30	0	0	0	0	0	0	0	0	0	0	0	0	0	0	0	0	0	0
07:45	0	0	0	0	0	0	0	0	0	0	0	0	0	0	0	0	0	0
1 Hr	0	0	0	0	0	0	0	0	0	0	0	0	0	0	0	0	0	0
08:00	0	0	0	0	0	0	0	0	0	0	0	0	0	0	0	0	0	0
08:15	0	0	0	0	0	0	0	0	0	0	0	0	0	0	0	0	0	0
08:30	0	0	0	0	0	0	0	0	0	0	0	0	0	0	0	0	0	0
08:45	0	0	0	0	0	0	0	0	0	0	0	0	0	0	0	0	0	0
1 Hr	0	0	0	0	0	0	0	0	0	0	0	0	0	0	0	0	0	0
09:00	0	0	0	0	0	0	0	0	0	0	0	0	0	0	0	0	0	0
09:15	0	0	0	0	0	0	0	0	0	0	0	0	0	0	0	0	0	0
09:30	0	0	0	0	0	0	0	0	0	0	0	0	0	0	0	0	0	0
09:45	0	0	0	0	0	0	0	0	0	0	0	0	0	0	0	0	0	0
1 Hr	0	0	0	0	0	0	0	0	0	0	0	0	0	0	0	0	0	0
10:00	0	0	0	0	0	0	0	0	0	0	0	0	0	1	0	0	0	1
10:15	0	0	0	0	0	0	0	0	0	0	0	0	0	0	0	0	0	0
10:30	0	0	0	0	0	0	0	0	0	0	0	0	0	0	0	0	0	0
10:45	0	0	0	0	0	0	0	0	0	0	0	0	0	0	0	0	0	0
1 Hr	0	0	0	0	0	0	0	0	0	0	0	0	0	1	0	0	0	1
11:00	0	0	0	0	0	0	0	0	0	0	0	0	0	0	0	0	0	0
11:15	0	0	0	0	0	0	0	0	0	0	0	0	0	0	0	0	0	0
11:30	0	0	0	0	0	0	0	0	0	0	0	0	0	0	0	0	0	0
11:45	0	0	0	0	0	0	0	0	0	0	0	0	0	0	0	0	0	0
1 Hr	0	0	0	0	0	0	0	0	0	0	0	0	0	0	0	0	0	0
12:00	0	0	0	0	0	0	1	0	1	0	0	0	0	0	0	0	0	0
12:15	0	0	0	0	0	0	1	0	1	0	0	0	0	0	0	0	0	0
12:30	0	0	0	0	0	0	0	0	0	0	0	0	0	0	0	0	0	0
12:45	0	0	0	0	0	0	0	0	0	0	0	0	0	0	0	0	0	0
1 Hr	0	0	0	0	0	0	2	0	2	0	0	0	0	0	0	0	0	0
13:00	0	0	0	0	0	0	0	0	0	0	0	0	0	0	0	0	0	0
13:15	0	0	0	0	0	0	0	0	0	0	0	0	0	0	0	0	0	0
13:30	0	0	0	0	0	0	1	0	1	0	0	0	0	0	0	0	0	0
13:45	0	0	0	0	0	0	0	0	0	0	0	0	0	0	0	0	0	0
1 Hr	0	0	0	0	0	0	1	0	1	0	0	0	0	0	0	0	0	0
14:00	0	0	0	0	0	0	0	0	0	0	0	0	0	0	0	0	0	0
14:15	0	0	0	0	0	0	0	0	0	0	0	0	0	0	0	0	0	0
14:30	0	0	0	0	0	0	0	0	0	0	0	0	0	0	0	0	0	0
14:45	0	0	0	0	0	0	0	0	0	0	0	0	0	0	0	0	0	0
1 Hr	0	0	0	0	0	0	0	0	0	0	0	0	0	0	0	0	0	0
15:00	0	0	0	0	0	0	0	0	0	0	0	0	0	0	0	0	0	0
15:15	0	0	0	0	0	0	0	0	0	0	0	0	0	0	0	0	0	0
15:30	0	0	0	0	0	0	0	0	0	0	0	0	0	0	0	0	0	0
15:45	0	0	0	0	0	0	0	0	0	0	0	0	0	0	0	0	0	0
1 Hr	0	0	0	0	0	0	0	0	0	0	0	0	0	0	0	0	0	0
16:00	0	0	0	0	0	0	0	0	0	0	0	0	0	0	0	0	0	0
16:15	0	0	0	0	0	0	0	0	0	0	0	0	0	0	0	0	0	0
16:30	0	0	0	0	0	0	0	0	0	0	0	0	0	0	0	0	0	0
16:45	0	0	0	0	0	0	0	0	0	0	0	0	0	0	0	0	0	0
1 Hr	0	0	0	0	0	0	0	0	0	0	0	0	0	0	0	0	0	0
17:00	0	0	0	0	0	0	0	0	0	0	0	0	0	0	0	0	0	0
17:15	0	0	0	0	0	0	0	0	0	0	0	0	0	0	0	0	0	0
17:30	0	0	0	0	0	0	0	0	0	0	0	0	0	0	0	0	0	0
17:45	0	0	0	0	0	0	0	0	0	0	0	0	0	0	0	0	0	0
1 Hr	0	0	0	0	0	0	0	0	0	0	0	0	0	0	0	0	0	0
18:00	0	0	0	0	0	0	0	0	0	0	0	0	0	0	0	0	0	0
18:15	0	0	0	0	0	0	0	0	0	0	0	0	0	0	0	0	0	0
18:30	0	0	0	0	0	0	0	0	0	0	0	0	0	0	0	0	0	0
18:45	0	0	0	0	0	0	0	0	0	0	0	0	0	0	0	0	0	0
1 Hr	0	0	0	0	0	0	0	0	0	0	0	0	0	0	0	0	0	0
Total	0	0	0	0	0	0	3	0	3	0	0	0	0	1	0	0	0	1

Origin : Arm B Sean Moore Road (NE)

Destination : Arm C Unnamed Road								Total
PC	MC	Car	Taxi	LGV	OGV1	OGV2	PSV	
0	0	0	0	0	0	1	0	1
0	0	1	0	0	0	0	0	1
0	0	0	0	0	0	2	0	2
0	0	0	0	0	0	1	0	1
0	0	1	0	0	0	4	0	5
0	0	1	0	0	0	1	0	2
0	0	0	0	0	0	0	0	0
0	0	0	0	0	0	0	0	0
0	0	0	0	0	0	0	0	0
0	0	1	0	0	0	1	0	2
0	0	0	0	1	0	1	0	2
0	0	0	0	0	0	3	0	3
0	0	0	0	1	0	2	0	3
1	0	0	0	1	0	1	0	3
1	0	0	0	3	0	7	0	11
0	0	0	0	1	0	0	0	1
0	0	0	0	0	0	4	0	4
0	0	0	0	1	0	4	0	5
0	0	0	0	0	0	1	0	1
0	0	0	0	2	0	9	0	11
0	0	0	0	0	0	2	0	2
0	0	1	0	0	0	1	0	2
0	0	0	0	0	0	3	0	3
0	0	0	0	0	0	2	0	2
0	0	1	0	0	0	8	0	9
0	0	1	0	0	0	0	0	1
0	0	0	0	1	0	4	0	5
1	0	0	0	0	0	1	0	2
0	0	0	0	0	0	1	0	1
1	0	1	0	1	0	6	0	9
0	0	0	0	1	1	0	0	2
0	0	1	0	0	0	0	0	1
0	0	0	0	0	0	3	0	3
0	0	0	0	1	0	0	0	1
0	0	1	0	2	1	3	0	7
0	0	0	0	0	0	2	0	2
0	0	1	0	0	0	1	0	2
0	0	0	0	0	0	3	0	3
0	0	0	0	0	0	3	0	3
0	0	1	0	0	0	9	0	10
0	0	0	0	0	0	2	0	2
0	0	0	0	0	0	1	0	1
0	0	0	0	0	0	1	0	1
0	0	0	0	0	0	2	0	2
0	0	0	0	0	0	6	0	6
0	0	1	0	0	0	1	0	2
0	0	0	0	0	0	1	0	1
0	0	0	0	0	0	1	0	1
0	0	1	0	0	0	1	0	2
0	0	2	0	0	0	4	0	6
0	0	0	0	0	0	1	0	1
0	0	0	0	0	0	0	0	0
0	0	0	0	0	0	0	0	0
0	0	0	0	0	0	0	0	0
0	0	0	0	0	0	1	0	1
0	0	0	0	0	0	0	0	0
0	0	0	0	0	0	0	0	0
0	0	0	0	0	0	0	0	0
0	0	0	0	0	0	0	0	0
2	0	8	0	8	1	58	0	77

Destination : Arm D Sean Moore Road (SW)								Total
PC	MC	Car	Taxi	LGV	OGV1	OGV2	PSV	
0	0	5	0	0	0	0	0	5
0	0	1	0	0	0	0	0	1
0	0	0	0	0	0	0	0	0
0	0	2	0	0	0	0	0	2
0	0	8	0	0	0	0	0	8
0	0	1	0	0	0	1	0	2
1	0	1	0	2	0	0	0	4
0	0	1	0	0	0	0	0	1
0	0	0	0	0	0	0	0	0
1	0	3	0	2	0	1	0	7
0	0	1	0	0	0	0	0	1
0	0	0	1	0	0	0	0	1
0	0	2	0	2	0	0	0	4
0	0	2	2	1	0	0	0	5
0	0	5	3	3	0	0	0	11
0	0	0	0	0	0	0	0	0
0	0	6	0	0	0	0	0	6
0	0	2	0	1	0	0	0	3
0	0	0	1	0	0	0	0	1
0	0	8	1	1	0	0	0	10
0	0	0	0	1	0	0	0	1
0	0	0	0	0	0	0	0	0
0	0	0	0	0	0	1	0	1
0	0	1	0	0	0	0	0	1
0	0	1	0	1	0	1	0	3
0	0	4	0	1	0	0	0	5
0	1	0	0	0	0	0	0	1
0	0	1	0	1	0	0	0	2
0	0	2	0	1	0	0	0	3
0	1	7	0	3	0	0	0	11
0	0	1	0	0	0	0	0	1
0	0	2	0	0	0	1	0	3
0	0	0	0	0	0	0	0	0
0	0	0	0	1	0	0	0	1
0	0	3	0	1	0	1	0	5
0	0	1	0	1	0	0	0	2
0	1	3	0	3	0	0	0	7
0	0	0	0	0	0	0	0	0
0	0	1	0	0	0	0	0	1
0	1	5	0	4	0	0	0	10
0	0	4	0	0	0	0	0	4
0	0	3	0	0	0	0	0	3
0	0	3	0	0	0	0	0	3
0	0	2	0	0	0	0	0	2
0	0	12	0	0	0	0	0	12
0	0	3	0	0	0	0	0	3
0	0	2	0	0	0	0	0	2
0	1	1	0	0	0	0	0	2
1	0	1	1	0	0	0	0	3
1	1	7	1	0	0	0	0	10
0	0	0	0	1	0	0	0	1
0	0	5	0	0	0	0	0	5
2	0	3	0	0	0	0	0	5
0	0	0	0	0	0	0	0	0
2	0	8	0	1	0	0	0	11
0	0	1	0	0	0	0	0	1
0	0	4	0	0	0	0	0	4
0	0	4	0	1	0	0	0	5
0	0	5	0	2	0	0	0	7
0	0	14	0	3	0	0	0	17
4	3	81	5	19	0	3	0	115

3374-IRE Ringsend Traffic Survey
Junction Turning Count
02/10/2018

Site 1 - Deke's Diner / Sean Moore Road (NE) / Unnamed Road / Sean Moore Road (SW) / Pigeon House Rd / R131

Origin : Arm B Sean Moore Road (NE)

Destination : Arm E Pigeon House Rd								Total	**Destination :** Arm F R131								Total	Arm Totals
PC	MC	Car	Taxi	LGV	OGV1	OGV2	PSV		PC	MC	Car	Taxi	LGV	OGV1	OGV2	PSV		
0	0	0	0	0	0	0	0	0	0	0	0	0	0	0	1	0	1	7
0	0	0	0	0	0	0	0	0	0	0	1	0	1	0	9	0	11	13
0	0	0	0	0	0	0	0	0	0	0	0	0	1	0	18	0	19	21
0	0	0	0	0	0	0	0	0	0	0	2	0	1	0	17	0	20	23
0	0	0	0	0	0	0	0	0	0	0	3	0	3	0	45	0	51	64
0	0	0	0	0	0	0	0	0	0	0	0	0	0	0	8	0	8	12
0	0	1	0	0	0	0	0	1	0	0	1	0	0	1	4	0	6	11
0	0	0	0	0	0	0	0	0	0	0	1	0	0	0	4	0	5	6
0	0	0	0	0	0	0	0	0	0	0	2	0	1	0	4	0	7	7
0	0	1	0	0	0	0	0	1	0	0	4	0	1	1	20	0	26	36
0	0	0	0	0	1	0	0	1	0	0	0	0	0	1	5	0	6	10
0	0	0	0	1	0	0	0	1	0	0	1	0	0	0	7	0	8	13
0	0	0	0	0	0	0	0	0	0	0	2	0	0	0	5	0	7	14
0	0	0	0	0	0	0	0	0	0	0	0	0	0	0	5	0	5	13
0	0	0	0	1	1	0	0	2	0	0	3	0	0	1	22	0	26	50
0	0	0	0	0	0	0	0	0	0	0	1	0	0	0	9	0	10	12
0	0	0	0	0	0	0	0	0	0	0	1	0	1	0	8	0	10	20
0	0	0	0	0	0	0	0	0	0	0	1	0	0	0	7	0	8	16
0	0	0	0	0	0	0	0	0	0	0	0	0	0	0	8	0	8	10
0	0	0	0	0	0	0	0	0	0	0	3	0	1	0	32	0	36	58
0	0	0	0	0	0	0	0	0	0	0	0	0	0	0	9	0	9	12
0	0	0	0	0	0	0	0	0	0	0	2	0	2	0	9	0	13	15
0	0	0	0	0	0	0	0	0	0	0	0	0	0	0	10	0	10	14
0	0	2	0	0	0	0	0	2	0	0	0	0	0	0	5	0	5	10
0	0	2	0	0	0	0	0	2	0	0	2	0	2	0	33	0	37	51
0	0	0	0	0	0	0	0	0	0	0	1	0	0	0	8	0	9	16
0	0	1	0	0	0	0	0	1	0	0	1	0	1	2	8	0	12	20
0	0	0	0	0	0	0	0	0	0	0	3	0	1	0	11	0	15	19
1	0	1	0	0	0	0	0	2	0	0	1	0	1	0	17	0	19	25
1	0	2	0	0	0	0	0	3	0	0	6	0	3	2	44	0	55	80
0	0	0	0	0	0	0	0	0	0	0	0	0	0	0	5	0	5	8
0	0	1	0	0	0	0	0	1	0	0	2	0	0	0	7	0	9	14
0	0	0	0	0	0	0	0	0	0	0	0	0	1	3	9	0	13	17
0	0	0	0	0	0	0	0	0	0	0	0	0	1	0	10	0	11	13
0	0	1	0	0	0	0	0	1	0	0	2	0	2	3	31	0	38	52
0	0	0	0	0	0	0	0	0	0	0	1	0	0	0	11	0	12	16
0	0	0	0	0	0	0	0	0	0	0	0	0	0	0	4	0	4	13
0	0	0	0	0	0	0	0	0	0	0	0	0	0	0	4	0	4	7
0	0	1	0	0	0	0	0	1	0	0	2	0	2	0	7	0	11	16
0	0	1	0	0	0	0	0	1	0	0	3	0	2	0	26	0	31	52
0	0	0	0	0	0	0	0	0	0	0	2	0	2	0	11	0	15	21
0	0	0	0	0	0	0	0	0	0	0	2	0	1	0	5	0	8	12
0	0	0	0	0	0	0	0	0	0	0	0	0	1	1	9	0	11	15
0	0	1	0	0	0	0	0	1	0	0	0	0	0	0	17	0	17	22
0	0	1	0	0	0	0	0	1	0	0	4	0	4	1	42	0	51	70
0	0	1	0	0	0	0	0	1	0	0	2	0	1	1	14	0	18	24
0	0	0	0	0	0	0	0	0	0	0	0	0	0	0	4	0	4	7
0	0	0	0	0	0	0	0	0	0	0	1	0	0	0	8	0	9	12
0	0	0	0	0	0	0	0	0	0	0	0	0	1	1	6	0	8	13
0	0	1	0	0	0	0	0	1	0	0	3	0	2	2	32	0	39	56
0	0	0	0	0	0	0	0	0	0	0	2	0	1	0	6	0	9	11
0	0	1	0	0	0	0	0	1	0	0	1	0	1	0	8	0	10	16
1	0	0	0	0	0	0	0	1	0	0	3	0	1	0	1	0	5	11
0	0	0	0	0	0	0	0	0	0	0	0	0	1	0	3	0	4	4
1	0	1	0	0	0	0	0	2	0	0	6	0	4	0	18	0	28	42
0	0	0	0	0	0	0	0	0	0	0	0	0	0	0	7	0	7	8
0	0	2	0	0	0	0	0	2	0	0	0	0	0	0	5	0	5	11
0	0	0	0	0	0	0	0	0	0	0	0	0	0	0	2	0	2	7
0	0	0	0	0	0	0	0	0	0	0	2	0	0	0	0	0	2	9
0	0	2	0	0	0	0	0	2	0	0	2	0	0	0	14	0	16	35
2	0	12	0	1	1	0	0	16	0	0	41	0	24	10	359	0	434	646

Tracsis plc
Traffic and Data Services

Return To Dashboard
Convert to PCU

Origin : Arm C Unnamed Road

	Destination : Arm A Deke's Diner								Total	**Destination :** Arm B Sean Moore Road (NE)								Total
	PC	MC	Car	Taxi	LGV	OGV1	OGV2	PSV		PC	MC	Car	Taxi	LGV	OGV1	OGV2	PSV	
07:00	0	0	0	0	0	0	0	0	0	0	0	0	0	0	0	1	0	1
07:15	0	0	0	0	0	0	0	0	0	0	0	0	0	0	0	0	0	0
07:30	0	0	0	0	0	0	0	0	0	0	0	0	0	0	0	1	0	1
07:45	0	0	0	0	0	0	0	0	0	0	0	2	0	0	0	0	0	2
1 Hr	0	0	0	0	0	0	0	0	0	0	0	2	0	0	0	2	0	4
08:00	0	0	0	0	0	0	0	0	0	0	0	0	0	0	0	1	0	1
08:15	0	0	0	0	0	0	0	0	0	0	0	0	0	0	0	0	0	0
08:30	0	0	0	0	0	0	0	0	0	0	0	0	0	1	0	0	0	1
08:45	0	0	0	0	0	0	0	0	0	0	0	0	0	0	0	0	0	0
1 Hr	0	0	0	0	0	0	0	0	0	0	0	0	0	1	0	1	0	2
09:00	0	0	0	0	1	0	0	0	1	0	0	0	0	0	0	1	0	1
09:15	0	0	0	0	0	0	0	0	0	0	0	0	0	0	0	1	0	1
09:30	0	0	0	0	1	0	0	0	1	0	0	0	0	0	0	1	0	1
09:45	0	0	0	0	0	0	0	0	0	0	0	0	0	0	0	3	0	3
1 Hr	0	0	0	0	2	0	0	0	2	0	0	0	0	0	0	6	0	6
10:00	0	0	0	0	0	0	0	0	0	0	0	0	0	0	0	4	0	4
10:15	0	0	0	1	0	0	0	0	1	0	0	0	0	0	0	2	0	2
10:30	0	0	0	0	0	0	0	0	0	0	0	0	0	0	0	1	0	1
10:45	0	0	0	0	0	0	0	0	0	0	0	0	0	0	0	1	0	1
1 Hr	0	0	0	1	0	0	0	0	1	0	0	0	0	0	0	8	0	8
11:00	0	0	0	0	0	0	0	0	0	0	0	0	0	0	0	4	0	4
11:15	0	0	0	0	0	0	0	0	0	0	0	0	0	0	0	0	0	0
11:30	0	0	0	0	0	0	0	0	0	0	0	0	0	0	0	1	0	1
11:45	0	0	0	0	0	0	0	0	0	0	0	0	0	0	0	3	0	3
1 Hr	0	0	0	0	0	0	0	0	0	0	0	0	0	0	0	8	0	8
12:00	0	0	0	0	0	0	0	0	0	0	0	0	0	0	0	0	0	0
12:15	0	0	0	0	0	0	0	0	0	0	0	0	0	0	0	0	0	0
12:30	0	0	0	0	0	0	0	0	0	0	0	0	0	0	0	1	0	1
12:45	0	0	0	0	0	0	1	0	1	0	0	0	0	0	0	0	0	0
1 Hr	0	0	0	0	0	0	1	0	1	0	0	0	0	0	0	1	0	1
13:00	0	0	0	0	0	1	0	0	1	0	0	0	0	0	0	3	0	3
13:15	0	0	0	0	0	0	0	0	0	0	0	1	0	1	0	1	0	3
13:30	0	0	0	0	0	0	0	0	0	0	0	0	0	0	0	0	0	0
13:45	0	0	0	0	0	0	0	0	0	0	0	1	0	0	0	1	0	2
1 Hr	0	0	0	0	0	1	0	0	1	0	0	2	0	1	0	5	0	8
14:00	0	0	0	0	0	0	0	0	0	0	0	1	0	0	0	0	0	1
14:15	0	0	0	0	0	0	0	0	0	0	0	0	0	0	0	0	0	0
14:30	0	0	0	0	0	0	0	0	0	0	0	0	0	0	0	1	0	1
14:45	0	0	0	0	0	0	0	0	0	0	0	0	0	0	0	2	0	2
1 Hr	0	0	0	0	0	0	0	0	0	0	0	1	0	0	0	3	0	4
15:00	0	0	0	0	0	0	0	0	0	0	0	0	0	0	0	2	0	2
15:15	0	0	0	0	0	0	0	0	0	0	0	0	0	0	0	1	0	1
15:30	0	0	0	0	0	0	0	0	0	0	0	0	0	0	0	2	0	2
15:45	0	0	0	0	0	0	0	0	0	0	0	0	0	0	0	1	0	1
1 Hr	0	0	0	0	0	0	0	0	0	0	0	0	0	0	0	6	0	6
16:00	0	0	0	0	0	0	0	0	0	0	0	0	0	0	0	0	0	0
16:15	0	0	0	0	0	0	0	0	0	0	0	0	0	0	0	2	0	2
16:30	0	0	0	0	0	0	0	0	0	0	0	0	0	0	0	1	0	1
16:45	0	0	0	0	0	0	0	0	0	0	0	0	0	0	0	1	0	1
1 Hr	0	0	0	0	0	0	0	0	0	0	0	0	0	0	0	4	0	4
17:00	0	0	0	0	0	0	0	0	0	0	0	0	0	0	0	0	0	0
17:15	0	0	0	0	0	0	0	0	0	0	0	0	0	0	0	1	0	1
17:30	0	0	0	0	0	0	0	0	0	0	0	0	0	0	0	0	0	0
17:45	0	0	0	0	0	0	0	0	0	1	0	0	0	0	0	0	0	1
1 Hr	0	0	0	0	0	0	0	0	0	1	0	0	0	0	0	1	0	2
18:00	0	0	0	0	0	0	0	0	0	0	0	0	0	0	0	0	0	0
18:15	0	0	0	0	0	0	0	0	0	0	0	0	0	0	0	0	0	0
18:30	0	0	0	0	0	0	0	0	0	0	0	0	0	0	0	0	0	0
18:45	0	0	0	0	0	0	0	0	0	0	0	0	0	0	0	0	0	0
1 Hr	0	0	0	0	0	0	0	0	0	0	0	0	0	0	0	0	0	0
Total	0	0	0	1	2	1	1	0	5	1	0	5	0	2	0	45	0	53

Origin : Arm C Unnamed Road

Destination : Arm C Unnamed Road								Total	**Destination :** Arm D Sean Moore Road (SW)								Total
PC	MC	Car	Taxi	LGV	OGV1	OGV2	PSV		PC	MC	Car	Taxi	LGV	OGV1	OGV2	PSV	
0	0	0	0	0	0	0	0	0	0	0	4	0	1	2	3	0	10
0	0	0	0	0	0	0	0	0	0	0	1	0	1	2	2	0	6
0	0	0	0	0	0	0	0	0	0	0	2	0	1	2	0	0	5
0	0	0	0	0	0	0	0	0	0	0	2	1	1	0	2	0	6
0	0	0	0	0	0	0	0	0	0	0	9	1	4	6	7	0	27
0	0	0	0	0	0	0	0	0	0	0	1	0	0	0	2	0	3
0	0	0	0	0	0	0	0	0	0	0	4	0	1	4	3	0	12
0	0	0	0	0	0	0	0	0	0	0	1	0	0	2	1	0	4
0	0	0	0	0	0	0	0	0	0	0	1	1	0	1	0	0	3
0	0	0	0	0	0	0	0	0	0	0	7	1	1	7	6	0	22
0	0	0	0	0	0	0	0	0	0	0	5	0	0	2	0	0	7
0	0	0	0	0	0	0	0	0	0	0	0	0	3	3	5	0	11
0	0	0	0	0	0	0	0	0	0	0	4	0	3	0	2	0	9
0	0	0	0	0	0	0	0	0	0	1	3	0	1	2	3	0	10
0	0	0	0	0	0	0	0	0	0	1	12	0	7	7	10	0	37
0	0	0	0	0	0	0	0	0	0	0	5	2	7	0	1	0	15
0	0	0	0	0	0	0	0	0	0	1	4	0	2	2	2	0	11
0	0	0	0	0	0	0	0	0	0	0	2	0	4	0	1	0	7
0	0	0	0	0	0	0	0	0	0	0	4	2	2	1	2	0	11
0	0	0	0	0	0	0	0	0	0	1	15	4	15	3	6	0	44
0	0	0	0	0	0	0	0	0	0	0	4	0	2	1	1	0	8
0	0	1	0	0	0	0	0	1	0	0	4	0	2	0	1	0	7
0	0	1	0	0	0	0	0	1	0	0	9	0	3	0	3	0	15
0	0	0	0	0	0	0	0	0	0	1	4	0	3	3	2	0	13
0	0	2	0	0	0	0	0	2	0	1	21	0	10	4	7	0	43
0	0	0	0	0	0	0	0	0	0	0	7	0	6	1	4	0	18
0	0	0	0	0	0	0	0	0	0	0	2	0	4	1	1	0	8
0	0	0	0	0	0	0	0	0	0	0	3	0	9	3	2	0	17
0	0	0	0	0	0	0	0	0	0	0	3	0	2	2	3	0	10
0	0	0	0	0	0	0	0	0	0	0	15	0	21	7	10	0	53
0	0	0	0	0	0	0	0	0	0	0	8	1	3	1	4	0	17
0	0	0	0	0	0	0	0	0	0	0	11	0	3	0	1	0	15
0	0	0	0	0	0	0	0	0	0	0	8	0	2	0	5	0	15
0	0	0	0	0	0	0	0	0	0	0	9	1	3	2	4	1	20
0	0	0	0	0	0	0	0	0	0	0	36	2	11	3	14	1	67
0	0	0	0	0	0	0	0	0	0	0	9	0	0	0	2	0	11
0	0	0	0	0	0	0	0	0	0	0	5	0	1	1	1	0	8
0	0	0	0	0	0	0	0	0	0	0	3	0	2	2	1	0	8
0	0	0	0	0	0	0	0	0	0	0	3	0	1	4	1	0	9
0	0	0	0	0	0	0	0	0	0	0	20	0	4	7	5	0	36
0	0	0	0	0	0	0	0	0	0	0	3	0	0	2	2	0	7
0	0	0	0	0	0	0	0	0	0	0	5	0	3	1	4	0	13
0	0	0	0	0	0	0	0	0	0	0	6	2	2	0	3	0	13
0	0	0	0	0	0	0	0	0	0	0	9	2	2	2	1	0	16
0	0	0	0	0	0	0	0	0	0	0	23	4	7	5	10	0	49
0	0	0	0	0	0	0	0	0	0	0	25	0	1	1	2	0	29
0	0	0	0	0	0	0	0	0	2	0	11	0	5	1	2	0	21
0	0	0	0	0	0	0	0	0	1	3	12	0	2	1	2	0	21
0	0	0	0	0	0	0	0	0	1	0	5	1	1	1	2	0	11
0	0	0	0	0	0	0	0	0	4	3	53	1	9	4	8	0	82
0	0	0	0	0	0	0	0	0	2	0	12	0	0	0	3	0	17
0	0	0	0	0	0	0	0	0	0	1	9	0	2	0	1	0	13
0	0	0	0	0	0	0	0	0	0	0	5	0	2	0	1	0	8
0	0	0	0	0	0	0	0	0	0	0	12	0	0	1	1	0	14
0	0	0	0	0	0	0	0	0	2	1	38	0	4	1	6	0	52
0	0	0	0	0	0	0	0	0	1	1	14	0	3	0	0	0	19
0	0	0	0	0	0	0	0	0	0	1	14	1	1	0	0	0	17
0	0	0	0	0	0	0	0	0	1	0	5	0	2	0	0	0	8
0	0	0	0	0	0	0	0	0	0	0	10	0	3	0	0	0	13
0	0	0	0	0	0	0	0	0	2	2	43	1	9	0	0	0	57
0	0	2	0	0	0	0	0	2	8	9	292	14	102	54	89	1	569

3374-IRE Ringsend Traffic Survey
Junction Turning Count
02/10/2018

Site 1 - Deke's Diner / Sean Moore Road (NE) / Unnamed Road / Sean Moore Road (SW) / Pigeon House Rd / R131

Origin : Arm C Unnamed Road

Destination : Arm E Pigeon House Rd								Total	**Destination :** Arm F R131								Total	Arm Totals
PC	MC	Car	Taxi	LGV	OGV1	OGV2	PSV		PC	MC	Car	Taxi	LGV	OGV1	OGV2	PSV		
1	0	0	0	0	0	0	0	1	0	0	1	0	0	0	7	0	8	20
0	0	0	0	0	0	0	0	0	0	0	1	0	0	0	7	0	8	14
0	0	0	0	0	0	0	0	0	0	0	1	0	0	0	10	0	11	17
0	0	1	0	0	0	0	0	1	0	0	1	0	0	0	6	0	7	16
1	0	1	0	0	0	0	0	2	0	0	4	0	0	0	30	0	34	67
0	0	0	0	0	0	0	0	0	0	0	1	0	0	1	3	0	5	9
0	0	0	0	1	0	0	0	1	0	0	1	0	1	0	9	0	11	24
0	0	0	0	0	1	0	0	1	0	0	1	0	0	3	7	0	11	17
0	0	1	0	0	0	0	0	1	0	0	0	0	1	2	6	0	9	13
0	0	1	0	1	1	0	0	3	0	0	3	0	2	6	25	0	36	63
0	0	0	0	0	1	0	0	1	0	0	0	0	0	1	7	0	8	18
0	0	0	1	1	0	0	0	2	0	0	0	0	0	1	6	0	7	21
0	0	0	0	0	0	0	0	0	0	0	0	0	1	1	15	0	17	28
0	0	2	0	0	0	0	0	2	0	0	0	0	1	0	11	0	12	27
0	0	2	1	1	1	0	0	5	0	0	0	0	2	3	39	0	44	94
0	0	0	0	1	0	0	0	1	0	0	1	0	0	0	9	0	10	30
0	0	0	0	0	0	0	0	0	0	0	0	0	1	1	9	0	11	25
0	0	2	0	0	0	0	0	2	0	0	1	0	1	0	12	0	14	24
0	0	0	0	0	0	0	0	0	0	0	3	0	4	2	15	0	24	36
0	0	2	0	1	0	0	0	3	0	0	5	0	6	3	45	0	59	115
0	0	0	0	2	0	0	0	2	0	0	1	0	2	1	16	0	20	34
0	0	2	0	0	0	0	0	2	0	0	2	0	1	2	11	0	16	26
0	0	0	0	0	0	0	0	0	0	0	0	0	2	1	11	0	14	31
0	0	0	0	0	1	0	0	1	0	0	3	0	0	5	6	0	14	31
0	0	2	0	2	1	0	0	5	0	0	6	0	5	9	44	0	64	122
0	0	1	0	2	0	0	0	3	0	0	1	1	0	5	16	0	23	44
0	0	1	0	0	0	0	0	1	0	0	1	1	0	1	7	0	10	19
0	0	0	0	0	0	0	0	0	0	0	1	0	1	1	16	0	19	37
0	0	0	0	1	0	0	0	1	0	0	0	1	2	0	5	0	8	19
0	0	2	0	2	0	0	0	4	0	0	3	3	3	7	44	0	60	119
0	0	0	0	0	0	0	0	0	0	0	4	0	4	4	12	0	24	45
0	0	3	0	0	0	0	0	3	0	0	2	0	2	0	8	0	12	33
0	0	0	0	1	0	0	0	1	0	0	3	0	0	0	9	0	12	28
0	0	0	0	1	0	0	0	1	1	0	3	0	0	1	7	0	12	35
0	0	3	0	2	0	0	0	5	1	0	12	0	6	5	36	0	60	141
0	0	0	0	0	0	0	0	0	0	0	1	0	0	0	7	0	8	20
0	0	1	0	1	0	0	0	2	0	0	3	0	0	0	10	0	13	23
0	0	0	0	0	0	0	0	0	0	0	3	0	3	2	5	0	13	22
0	0	0	0	0	0	0	0	0	0	1	3	0	2	1	12	0	19	30
0	0	1	0	1	0	0	0	2	0	1	10	0	5	3	34	0	53	95
0	0	1	0	0	1	0	0	2	0	0	3	0	3	3	10	0	19	30
0	0	2	0	2	0	0	0	4	0	0	3	0	3	5	11	0	22	40
1	0	2	0	1	0	0	0	4	1	0	2	0	3	2	9	0	17	36
0	0	1	1	1	0	0	0	3	0	0	2	0	2	1	13	0	18	38
1	0	6	1	4	1	0	0	13	1	0	10	0	11	11	43	0	76	144
1	0	2	0	0	0	0	0	3	0	1	11	0	1	0	13	0	26	58
1	0	0	0	0	0	0	0	1	0	0	4	0	1	1	7	0	13	37
0	0	0	0	0	0	0	0	0	0	0	6	0	1	1	9	0	17	39
1	1	1	0	1	0	0	0	4	0	0	3	0	1	0	5	0	9	25
3	1	3	0	1	0	0	0	8	0	1	24	0	4	2	34	0	65	159
1	0	0	0	0	1	0	0	2	0	0	3	0	0	0	9	0	12	31
2	0	2	0	0	0	0	0	4	0	0	5	0	1	0	5	0	11	29
1	0	1	0	0	0	0	0	2	0	1	6	0	6	0	6	0	19	29
1	1	1	0	0	0	0	0	3	0	0	6	0	1	0	3	0	10	28
5	1	4	0	0	1	0	0	11	0	1	20	0	8	0	23	0	52	117
0	0	0	0	0	0	0	0	0	1	0	4	0	1	0	3	0	9	28
1	0	0	0	0	0	0	0	1	1	0	5	0	1	0	3	0	10	28
2	0	0	0	0	0	0	0	2	1	0	2	0	0	0	0	0	3	13
4	0	1	0	0	0	0	0	5	0	0	4	0	0	0	2	0	6	24
7	0	1	0	0	0	0	0	8	3	0	15	0	2	0	8	0	28	93
17	2	28	2	15	5	0	0	69	5	3	112	3	54	49	405	0	631	1329

Tracsis plc
Traffic and Data Services

Return To Dashboard

Convert to PCU

Origin : Arm D Sean Moore Road (SW)

	Destination : Arm A Deke's Diner								Total	**Destination :** Arm B Sean Moore Road (NE)								Total
	PC	MC	Car	Taxi	LGV	OGV1	OGV2	PSV		PC	MC	Car	Taxi	LGV	OGV1	OGV2	PSV	
07:00	0	0	0	0	0	0	0	0	0	0	0	2	0	0	0	0	0	2
07:15	0	0	0	0	0	0	0	0	0	1	0	0	0	0	0	0	0	1
07:30	0	0	0	0	0	0	0	0	0	0	0	0	0	0	0	1	0	1
07:45	0	0	0	0	0	0	0	0	0	0	0	2	0	1	0	0	0	3
1 Hr	0	0	0	0	0	0	0	0	0	1	0	4	0	1	0	1	0	7
08:00	0	0	0	0	0	0	0	0	0	1	0	1	0	0	0	0	0	2
08:15	0	0	0	0	0	0	0	0	0	0	0	0	0	0	0	0	0	0
08:30	0	0	1	0	0	0	0	0	1	0	0	0	0	0	0	0	0	0
08:45	0	0	0	0	0	0	0	0	0	1	0	1	0	0	0	0	0	2
1 Hr	0	0	1	0	0	0	0	0	1	2	0	2	0	0	0	0	0	4
09:00	0	0	0	0	0	0	0	0	0	0	0	0	0	0	0	0	0	0
09:15	0	0	0	0	0	0	1	0	1	0	0	0	0	0	0	0	0	0
09:30	0	0	0	0	0	0	0	0	0	0	0	1	0	1	0	0	0	2
09:45	0	0	0	0	1	0	0	0	1	0	0	5	0	0	0	0	0	5
1 Hr	0	0	0	0	1	0	1	0	2	0	0	6	0	1	0	0	0	7
10:00	0	0	0	0	0	0	0	0	0	0	0	0	0	0	0	0	0	0
10:15	0	0	0	0	0	0	0	0	0	0	0	1	0	2	0	0	0	3
10:30	0	0	0	0	0	0	0	0	0	0	0	2	0	0	0	1	0	3
10:45	0	0	0	0	0	0	0	0	0	0	0	1	0	0	0	0	0	1
1 Hr	0	0	0	0	0	0	0	0	0	0	0	4	0	2	0	1	0	7
11:00	0	0	0	0	0	0	0	0	0	0	0	0	0	2	0	0	0	2
11:15	0	0	2	0	0	0	0	0	2	0	0	2	0	1	0	0	0	3
11:30	0	0	0	0	0	0	0	0	0	0	0	0	0	0	0	0	0	0
11:45	0	0	0	0	0	0	0	0	0	0	0	0	0	0	0	0	0	0
1 Hr	0	0	2	0	0	0	0	0	2	0	0	2	0	3	0	0	0	5
12:00	0	0	1	0	0	0	0	0	1	0	0	0	0	0	0	1	0	1
12:15	0	0	0	0	1	0	0	0	1	0	1	0	0	1	0	0	0	2
12:30	0	0	0	0	0	0	0	1	1	0	0	1	0	2	0	0	0	3
12:45	0	0	0	0	0	0	0	0	0	0	0	2	0	0	0	0	0	2
1 Hr	0	0	1	0	1	0	0	1	3	0	1	3	0	3	0	1	0	8
13:00	0	0	0	0	0	1	0	0	1	0	0	1	0	0	1	1	0	3
13:15	0	0	0	0	0	0	0	0	0	0	0	1	0	0	0	0	0	1
13:30	0	0	0	0	0	0	0	0	0	0	0	1	0	0	1	0	0	2
13:45	1	0	0	0	0	0	0	0	1	0	0	0	0	0	0	0	0	0
1 Hr	1	0	0	0	0	1	0	0	2	0	0	3	0	0	2	1	0	6
14:00	0	0	1	0	0	0	0	0	1	0	0	1	0	0	0	0	0	1
14:15	0	0	0	0	0	0	0	0	0	0	0	2	0	0	0	0	0	2
14:30	0	0	0	0	0	0	0	0	0	0	0	1	0	3	1	0	0	5
14:45	0	0	0	0	0	0	0	0	0	0	0	0	0	0	0	0	0	0
1 Hr	0	0	1	0	0	0	0	0	1	0	0	4	0	3	1	0	0	8
15:00	0	0	0	0	0	0	0	0	0	0	0	2	0	0	0	1	0	3
15:15	0	0	0	0	0	0	0	0	0	0	0	3	0	0	0	0	0	3
15:30	0	0	0	0	0	0	0	0	0	0	0	1	0	0	0	0	0	1
15:45	0	0	0	0	0	0	0	0	0	0	0	1	0	0	0	0	0	1
1 Hr	0	0	0	0	0	0	0	0	0	0	0	7	0	0	0	1	0	8
16:00	0	0	1	0	0	0	0	0	1	0	0	2	0	1	0	0	0	3
16:15	0	0	0	0	0	0	0	0	0	0	0	0	0	0	0	0	0	0
16:30	0	0	0	0	0	0	0	0	0	0	0	0	0	0	0	0	0	0
16:45	0	0	0	0	0	0	0	0	0	0	0	0	0	0	0	0	0	0
1 Hr	0	0	1	0	0	0	0	0	1	0	0	2	0	1	0	0	0	3
17:00	0	0	1	0	1	0	0	0	2	0	0	1	0	0	0	0	0	1
17:15	0	0	0	0	0	0	0	0	0	0	0	0	0	0	0	0	0	0
17:30	0	0	0	0	0	0	0	0	0	0	0	2	0	0	0	0	0	2
17:45	0	0	0	0	1	0	0	0	1	0	0	0	1	0	0	0	0	1
1 Hr	0	0	1	0	2	0	0	0	3	0	0	3	1	0	0	0	0	4
18:00	0	0	0	0	0	0	0	0	0	0	0	4	0	0	0	0	0	4
18:15	0	0	0	0	0	0	0	0	0	0	0	4	0	0	0	0	0	4
18:30	0	0	1	0	0	0	0	0	1	0	0	1	0	0	0	0	0	1
18:45	0	0	0	0	0	0	0	0	0	0	0	2	0	0	0	0	0	2
1 Hr	0	0	1	0	0	0	0	0	1	0	0	11	0	0	0	0	0	11
Total	1	0	8	0	4	1	1	1	16	3	1	51	1	14	3	5	0	78

Origin : Arm D Sean Moore Road (SW)

Destination : Arm C Unnamed Road								Total
PC	MC	Car	Taxi	LGV	OGV1	OGV2	PSV	
0	0	23	0	4	1	1	0	29
1	0	11	0	5	1	2	0	20
1	1	15	0	5	0	0	0	22
0	2	12	0	1	2	2	0	19
2	3	61	0	15	4	5	0	90
1	1	3	0	3	1	1	0	10
0	0	8	0	2	2	1	0	13
0	0	3	0	2	1	0	0	6
1	0	3	0	1	2	1	0	8
2	1	17	0	8	6	3	0	37
0	0	3	1	3	2	2	0	11
0	0	9	0	0	2	2	0	13
0	0	2	1	2	1	1	0	7
0	0	6	0	0	1	1	0	8
0	0	20	2	5	6	6	0	39
1	1	8	1	3	1	1	0	16
0	0	6	0	3	4	2	0	15
0	0	5	0	2	1	5	0	13
0	0	5	0	0	0	3	0	8
1	1	24	1	8	6	11	0	52
0	0	6	0	1	0	1	0	8
1	0	4	0	2	1	2	0	10
0	0	5	1	2	3	1	0	12
0	0	3	0	6	1	2	0	12
1	0	18	1	11	5	6	0	42
0	0	6	0	5	2	3	0	16
0	0	4	1	4	4	3	0	16
0	0	7	0	2	3	3	0	15
0	0	3	0	6	4	2	0	15
0	0	20	1	17	13	11	0	62
0	0	9	0	3	1	2	0	15
0	0	10	0	6	1	1	0	18
0	0	7	1	1	0	4	0	13
0	0	7	0	1	1	2	0	11
0	0	33	1	11	3	9	0	57
0	0	8	0	1	2	2	0	13
0	0	4	0	2	3	1	0	10
0	0	1	0	0	2	2	0	5
0	0	3	0	1	2	4	0	10
0	0	16	0	4	9	9	0	38
0	0	2	1	0	1	1	0	5
0	0	6	0	1	2	0	0	9
0	0	5	1	2	0	4	0	12
0	0	3	0	0	0	2	0	5
0	0	16	2	3	3	7	0	31
1	0	1	0	2	0	2	0	6
0	0	1	0	0	1	4	0	6
0	0	2	0	0	0	0	0	2
0	0	1	0	0	1	2	0	4
1	0	5	0	2	2	8	0	18
0	0	1	0	2	0	3	0	6
0	0	1	0	0	1	0	0	2
0	0	5	0	0	0	1	0	6
0	0	4	0	1	0	1	0	6
0	0	11	0	3	1	5	0	20
0	0	4	0	0	0	2	0	6
0	0	4	1	2	0	1	0	8
1	0	3	0	0	0	2	0	6
1	0	3	0	0	0	2	0	6
2	0	14	1	2	0	7	0	26
9	5	255	9	89	58	87	0	512

Destination : Arm D Sean Moore Road (SW)								Total
PC	MC	Car	Taxi	LGV	OGV1	OGV2	PSV	
0	0	0	0	0	0	0	0	0
0	0	0	0	0	0	0	0	0
0	0	0	0	0	0	0	1	1
0	0	0	0	0	0	0	0	0
0	0	0	0	0	0	0	1	1
0	0	1	0	0	0	0	0	1
0	0	0	0	0	0	0	0	0
0	0	1	0	0	0	0	0	1
0	0	1	0	0	0	0	0	1
0	0	3	0	0	0	0	0	3
0	0	0	0	0	0	0	0	0
0	0	0	0	0	0	0	0	0
0	0	0	0	0	0	0	0	0
0	0	0	0	0	0	0	0	0
0	0	0	0	0	0	0	0	0
0	0	0	0	0	0	0	0	0
0	0	0	0	0	0	0	0	0
0	0	0	0	0	0	0	0	0
0	0	0	0	0	0	0	0	0
0	0	0	0	0	0	0	0	0
0	0	0	0	0	0	0	0	0
0	0	0	0	0	0	0	0	0
0	0	0	0	0	0	0	0	0
0	0	0	0	0	0	0	0	0
0	0	0	0	0	0	0	0	0
0	0	1	0	0	0	0	0	1
0	0	2	0	0	0	0	0	2
0	0	1	0	0	0	0	0	1
0	0	0	0	0	0	0	0	0
0	0	4	0	0	0	0	0	4
0	0	1	0	0	0	0	0	1
0	0	0	0	0	0	0	0	0
0	0	0	0	0	0	1	0	1
0	0	0	0	0	0	0	0	0
0	0	1	0	0	0	1	0	2
0	0	0	0	0	0	0	0	0
0	0	1	1	0	0	0	0	2
0	0	0	0	0	0	0	0	0
0	0	0	0	0	1	0	0	1
0	0	1	1	0	1	0	0	3
0	0	0	0	0	0	0	0	0
0	0	0	0	0	0	0	0	0
0	0	0	0	0	0	0	0	0
0	0	0	0	0	0	0	0	0
0	0	0	0	0	0	0	0	0
0	0	0	0	0	0	0	0	0
0	0	0	0	0	0	0	0	0
0	0	1	0	0	0	0	0	1
0	0	1	0	0	0	0	0	1
0	0	1	0	0	0	0	0	1
0	0	0	0	0	0	0	0	0
0	0	2	0	0	0	0	0	2
0	0	0	0	0	0	0	0	0
0	0	1	0	0	0	0	0	1
0	0	0	0	0	0	0	0	0
0	0	0	0	0	0	0	0	0
0	0	1	0	0	0	0	0	1
0	0	0	0	0	0	0	0	0
0	0	0	0	0	0	0	0	0
0	0	2	0	0	0	0	0	2
0	0	0	0	0	0	0	0	0
0	0	2	0	0	0	0	0	2
0	0	15	1	0	1	1	1	19

3374-IRE Ringsend Traffic Survey
Junction Turning Count
02/10/2018

Site 1 - Deke's Diner / Sean Moore Road (NE) / Unnamed Road / Sean Moore Road (SW) / Pigeon House Rd / R131

Origin : Arm D Sean Moore Road (SW)

Destination : Arm E Pigeon House Rd								Total	**Destination :** Arm F R131								Total	Arm Totals
PC	MC	Car	Taxi	LGV	OGV1	OGV2	PSV		PC	MC	Car	Taxi	LGV	OGV1	OGV2	PSV		
0	0	3	0	1	0	0	0	4	1	3	106	24	7	0	1	1	143	178
0	0	2	0	2	0	1	0	5	0	3	125	14	8	3	0	0	153	179
2	0	7	0	0	0	0	0	9	2	1	112	11	10	0	0	0	136	169
1	0	8	0	1	0	0	0	10	2	1	148	9	7	1	3	2	173	205
3	0	20	0	4	0	1	0	28	5	8	491	58	32	4	4	3	605	731
1	0	1	1	1	0	0	0	4	2	6	141	9	4	2	3	0	167	184
2	0	8	0	0	0	0	0	10	1	3	145	7	7	2	2	0	167	190
3	0	13	0	1	1	0	0	18	1	5	114	19	7	3	3	0	152	178
2	2	16	2	2	0	0	0	24	1	4	105	9	1	1	0	1	122	157
8	2	38	3	4	1	0	0	56	5	18	505	44	19	8	8	1	608	709
1	0	15	0	0	0	0	0	16	0	5	116	9	13	2	0	4	149	176
1	0	3	0	2	0	0	0	6	2	3	104	18	10	4	1	5	147	167
1	0	9	1	1	0	0	0	12	3	4	95	14	14	2	0	5	137	158
0	0	9	0	0	0	0	0	9	1	5	106	15	8	2	0	6	143	166
3	0	36	1	3	0	0	0	43	6	17	421	56	45	10	1	20	576	667
0	0	1	0	1	0	0	0	2	3	2	115	15	8	3	1	2	149	167
0	0	3	0	1	2	0	0	6	0	0	107	12	18	3	1	2	143	167
0	0	8	0	1	0	0	0	9	0	0	82	6	13	2	2	1	106	131
0	0	4	0	0	0	0	0	4	0	1	82	8	8	3	0	1	103	116
0	0	16	0	3	2	0	0	21	3	3	386	41	47	11	4	6	501	581
1	0	7	0	0	0	0	0	8	0	1	85	7	12	4	4	0	113	132
0	0	7	0	0	0	0	0	7	0	0	63	6	14	4	0	0	87	111
0	0	5	0	0	0	0	0	5	1	1	76	7	14	4	0	0	103	121
0	0	10	1	1	0	0	0	12	1	1	78	5	14	5	0	0	104	128
1	0	29	1	1	0	0	0	32	2	3	302	25	54	17	4	0	407	492
0	0	11	0	1	0	0	0	12	0	1	71	9	24	5	1	0	111	142
0	0	6	0	2	1	0	0	9	1	1	67	6	15	4	1	0	95	123
0	0	5	1	0	0	0	0	6	0	1	87	6	13	5	2	0	114	140
0	0	7	0	1	0	0	0	8	0	0	92	4	18	4	1	1	120	145
0	0	29	1	4	1	0	0	35	1	3	317	25	70	18	5	1	440	550
1	0	5	0	2	0	0	0	8	1	0	79	8	17	2	3	0	110	137
0	0	13	1	1	0	0	0	15	0	0	93	8	18	4	4	0	127	163
0	0	6	0	1	0	0	0	7	0	1	77	9	17	2	1	1	108	130
0	0	3	0	1	0	0	0	4	1	1	105	8	20	3	0	2	140	157
1	0	27	1	5	0	0	0	34	2	2	354	33	72	11	8	3	485	587
0	0	10	0	1	0	0	0	11	0	0	100	12	19	6	2	0	139	165
0	0	8	1	1	0	0	0	10	0	0	86	8	13	3	1	0	111	133
0	0	7	0	0	0	0	0	7	0	0	73	6	19	3	1	0	102	119
0	0	5	0	0	0	0	0	5	0	0	90	6	26	7	0	1	130	145
0	0	30	1	2	0	0	0	33	0	0	349	32	77	19	4	1	482	562
0	0	7	0	1	0	0	0	8	0	1	119	9	27	4	0	0	160	176
0	0	6	1	0	0	0	0	7	0	0	116	13	22	3	1	2	157	176
0	0	7	0	2	0	0	0	9	0	2	126	11	35	3	0	0	177	199
0	0	2	0	1	0	0	0	3	2	1	106	10	28	1	1	0	149	159
0	0	22	1	4	0	0	0	27	2	4	467	43	112	11	2	2	643	710
0	0	3	0	1	0	0	0	4	0	0	131	4	25	3	3	0	166	180
0	0	3	0	1	0	0	0	4	0	0	159	12	36	2	1	1	211	222
0	1	4	0	1	0	0	0	6	0	2	147	6	39	1	2	1	198	207
1	0	1	0	0	0	0	0	2	0	2	127	6	24	0	0	0	159	165
1	1	11	0	3	0	0	0	16	0	4	564	28	124	6	6	2	734	774
1	1	4	0	0	0	0	0	6	0	1	155	10	20	2	0	0	188	203
1	1	2	1	0	0	0	0	5	1	2	113	7	21	2	2	2	150	158
2	0	3	0	0	0	0	0	5	1	5	146	5	15	1	1	0	174	187
1	0	3	1	0	0	0	0	5	3	5	116	7	10	0	0	0	141	154
5	2	12	2	0	0	0	0	21	5	13	530	29	66	5	3	2	653	702
1	0	2	0	0	0	0	0	3	2	7	113	6	20	2	0	0	150	163
2	0	5	0	0	0	0	0	7	1	0	134	6	12	1	0	2	156	175
0	0	1	0	0	0	0	0	1	3	3	114	3	4	0	0	1	128	139
0	0	7	0	1	0	0	0	8	1	0	94	6	12	1	0	0	114	130
3	0	15	0	1	0	0	0	19	7	10	455	21	48	4	0	3	548	607
25	5	285	11	34	4	1	0	365	38	85	5141	435	766	124	49	44	6682	7672

Tracsis plc
Traffic and Data Services

Return To Dashboard
Convert to PCU

Origin : Arm E Pigeon House Rd

	Destination : Arm A Deke's Diner								Total	**Destination :** Arm B Sean Moore Road (NE)								Total
	PC	MC	Car	Taxi	LGV	OGV1	OGV2	PSV		PC	MC	Car	Taxi	LGV	OGV1	OGV2	PSV	
07:00	0	0	0	0	0	0	0	0	0	0	0	1	0	0	0	0	0	1
07:15	0	0	0	0	0	0	0	0	0	0	0	0	0	0	0	0	0	0
07:30	0	0	0	0	0	0	0	0	0	0	0	0	0	0	0	0	0	0
07:45	0	0	0	0	0	0	0	0	0	0	0	0	0	0	0	0	0	0
1 Hr	0	0	0	0	0	0	0	0	0	0	0	1	0	0	0	0	0	1
08:00	0	0	0	0	0	0	0	0	0	0	0	0	0	0	0	0	0	0
08:15	0	0	0	0	0	0	0	0	0	0	0	0	0	0	0	0	0	0
08:30	0	0	0	0	0	0	0	0	0	0	0	2	0	1	0	0	0	3
08:45	0	0	0	0	0	0	0	0	0	0	0	0	0	0	0	0	0	0
1 Hr	0	0	0	0	0	0	0	0	0	0	0	2	0	1	0	0	0	3
09:00	0	0	0	0	0	0	0	0	0	0	0	1	0	0	1	0	0	2
09:15	0	0	0	0	0	0	0	0	0	0	0	1	0	0	0	0	0	1
09:30	0	0	0	0	0	0	0	0	0	0	0	1	1	0	0	0	0	2
09:45	0	0	0	0	0	0	0	0	0	0	0	0	1	0	0	0	0	1
1 Hr	0	0	0	0	0	0	0	0	0	0	0	3	2	0	1	0	0	6
10:00	0	0	0	0	0	0	0	0	0	0	0	2	0	0	0	0	0	2
10:15	0	0	0	0	0	0	0	0	0	0	0	0	0	0	0	0	0	0
10:30	0	0	0	0	0	0	0	0	0	0	0	1	0	1	0	0	0	2
10:45	0	0	0	0	0	0	0	0	0	0	0	0	0	0	0	0	0	0
1 Hr	0	0	0	0	0	0	0	0	0	0	0	3	0	1	0	0	0	4
11:00	0	0	1	0	0	0	0	0	1	0	0	0	0	0	0	0	0	0
11:15	0	0	0	0	0	0	0	0	0	0	0	0	0	0	0	0	0	0
11:30	0	0	0	0	0	0	0	0	0	0	0	0	0	0	0	0	0	0
11:45	0	0	0	0	0	0	0	0	0	0	0	2	0	0	0	0	0	2
1 Hr	0	0	1	0	0	0	0	0	1	0	0	2	0	0	0	0	0	2
12:00	0	0	0	0	0	0	0	0	0	0	0	2	0	0	0	0	0	2
12:15	0	0	0	0	0	0	0	0	0	0	0	0	0	0	1	0	0	1
12:30	0	0	0	0	0	0	0	0	0	0	0	2	0	0	0	0	0	2
12:45	0	0	0	0	0	0	0	0	0	0	0	2	0	0	0	0	0	2
1 Hr	0	0	0	0	0	0	0	0	0	0	0	6	0	0	1	0	0	7
13:00	0	0	0	0	0	0	0	0	0	0	0	0	0	0	0	0	0	0
13:15	0	0	0	0	0	0	0	0	0	0	0	0	0	0	0	0	0	0
13:30	0	0	0	0	0	0	0	0	0	0	0	0	0	1	0	0	0	1
13:45	0	0	0	0	0	0	0	0	0	0	0	2	0	0	0	0	0	2
1 Hr	0	0	0	0	0	0	0	0	0	0	0	2	0	1	0	0	0	3
14:00	0	0	0	0	0	0	0	0	0	1	0	0	0	0	0	0	0	1
14:15	0	0	0	0	0	0	0	0	0	0	0	1	0	0	0	0	0	1
14:30	0	0	0	0	0	0	0	0	0	0	0	3	0	0	0	0	0	3
14:45	0	0	0	0	0	0	0	0	0	0	0	2	0	0	0	0	0	2
1 Hr	0	0	0	0	0	0	0	0	0	1	0	6	0	0	0	0	0	7
15:00	0	0	0	0	0	0	0	0	0	0	0	1	0	0	0	0	0	1
15:15	0	0	0	0	0	0	0	0	0	0	0	0	0	0	0	0	0	0
15:30	0	0	0	0	0	0	0	0	0	0	0	0	0	0	0	0	0	0
15:45	0	0	0	0	0	0	0	0	0	0	0	0	0	0	0	0	0	0
1 Hr	0	0	0	0	0	0	0	0	0	0	0	1	0	0	0	0	0	1
16:00	0	0	0	0	0	0	0	0	0	0	0	0	0	0	0	0	0	0
16:15	0	0	0	0	0	0	0	0	0	0	0	0	0	0	0	0	0	0
16:30	0	0	0	0	0	0	0	0	0	0	0	3	0	1	0	0	0	4
16:45	0	0	0	0	0	0	0	0	0	0	0	1	0	0	0	0	0	1
1 Hr	0	0	0	0	0	0	0	0	0	0	0	4	0	1	0	0	0	5
17:00	0	0	0	0	0	0	0	0	0	0	0	0	1	0	0	0	0	1
17:15	0	0	0	0	0	0	0	0	0	0	0	1	0	0	0	0	0	1
17:30	0	0	0	0	0	0	0	0	0	0	0	0	0	0	0	0	0	0
17:45	0	0	0	0	0	0	0	0	0	0	0	1	0	0	0	0	0	1
1 Hr	0	0	0	0	0	0	0	0	0	0	0	2	1	0	0	0	0	3
18:00	0	0	0	0	0	0	0	0	0	0	0	2	0	0	0	0	0	2
18:15	0	0	0	0	0	0	0	0	0	0	0	3	0	0	0	0	0	3
18:30	0	0	0	0	0	0	0	0	0	0	0	0	0	0	0	0	0	0
18:45	0	0	0	0	0	0	0	0	0	0	0	2	0	1	0	0	0	3
1 Hr	0	0	0	0	0	0	0	0	0	0	0	7	0	1	0	0	0	8
Total	0	0	1	0	0	0	0	0	1	1	0	39	3	5	2	0	0	50

Origin : Arm E Pigeon House Rd

Destination : Arm C Unnamed Road								Total
PC	MC	Car	Taxi	LGV	OGV1	OGV2	PSV	
2	0	1	0	0	0	0	0	3
1	0	1	0	0	0	0	0	2
1	0	1	1	0	0	0	0	3
0	0	0	0	0	0	0	0	0
4	0	3	1	0	0	0	0	8
0	0	0	0	0	0	0	0	0
0	0	3	0	2	0	0	0	5
0	0	1	0	0	0	0	0	1
1	0	0	0	0	0	0	0	1
1	0	4	0	2	0	0	0	7
0	0	0	0	0	1	0	0	1
0	0	2	0	0	0	0	0	2
2	0	1	0	0	0	0	0	3
0	0	0	1	0	0	0	0	1
2	0	3	1	0	1	0	0	7
0	0	1	0	2	0	0	0	3
3	0	1	0	1	0	0	0	5
0	0	0	0	0	0	0	0	0
0	0	0	0	0	0	0	0	0
3	0	2	0	3	0	0	0	8
0	0	0	0	0	0	0	0	0
0	0	0	0	1	0	0	0	1
0	0	2	0	0	0	0	0	2
0	0	0	0	0	0	1	0	1
0	0	2	0	1	0	1	0	4
0	0	1	0	2	1	0	0	4
0	0	0	1	0	0	0	0	1
0	0	1	0	0	0	0	0	1
0	0	0	0	1	0	0	0	1
0	0	2	1	3	1	0	0	7
0	0	1	0	0	0	0	0	1
0	0	0	0	0	0	0	0	0
0	0	1	0	0	0	0	0	1
0	0	0	0	2	1	0	0	3
0	0	2	0	2	1	0	0	5
0	0	3	0	1	0	0	0	4
0	0	0	0	0	0	0	0	0
0	0	2	0	1	0	0	0	3
0	0	1	0	0	1	0	0	2
0	0	6	0	2	1	0	0	9
0	0	1	0	0	0	0	0	1
0	0	0	0	0	0	0	0	0
0	0	1	1	0	0	0	0	2
0	0	1	0	0	0	0	0	1
0	0	3	1	0	0	0	0	4
0	0	1	0	0	0	0	0	1
0	0	0	0	2	0	0	0	2
0	0	1	0	0	0	0	0	1
0	0	1	0	0	0	0	0	1
0	0	3	0	2	0	0	0	5
0	0	1	0	0	0	0	0	1
0	0	1	0	1	0	0	0	2
0	0	0	0	0	0	0	0	0
0	0	1	0	1	0	0	0	2
0	0	3	0	2	0	0	0	5
0	0	3	0	0	0	0	0	3
0	1	0	0	0	0	0	0	1
0	0	1	0	0	0	0	0	1
0	0	1	0	0	0	0	0	1
0	1	5	0	0	0	0	0	6
10	1	38	4	17	4	1	0	75

Destination : Arm D Sean Moore Road (SW)								Total
PC	MC	Car	Taxi	LGV	OGV1	OGV2	PSV	
0	0	2	0	0	0	0	0	2
1	0	1	0	0	0	0	0	2
0	0	0	0	0	0	0	0	0
0	0	3	0	1	0	0	0	4
1	0	6	0	1	0	0	0	8
0	0	2	0	0	0	0	0	2
0	0	8	0	1	0	0	0	9
0	0	5	0	0	0	0	0	5
0	0	14	1	0	0	0	0	15
0	0	29	1	1	0	0	0	31
0	0	5	0	0	0	0	0	5
0	0	4	2	3	0	0	0	9
0	0	8	0	0	0	0	0	8
0	0	3	0	0	0	0	0	3
0	0	20	2	3	0	0	0	25
0	1	10	1	0	0	0	0	12
0	0	3	0	1	0	0	0	4
0	0	7	0	1	1	0	0	9
0	0	5	1	0	0	0	0	6
0	1	25	2	2	1	0	0	31
0	0	6	0	1	0	1	0	8
0	0	4	0	1	0	0	0	5
0	0	9	0	1	0	0	0	10
0	0	8	2	0	0	0	0	10
0	0	27	2	3	0	1	0	33
0	0	6	0	1	0	0	0	7
0	0	4	0	0	0	0	0	4
0	0	6	0	0	0	0	0	6
0	0	11	1	0	0	0	0	12
0	0	27	1	1	0	0	0	29
0	0	6	1	2	0	0	0	9
0	0	7	1	1	0	0	0	9
0	0	11	0	1	0	0	0	12
0	0	6	1	0	0	0	0	7
0	0	30	3	4	0	0	0	37
0	0	9	1	0	0	0	0	10
0	0	9	0	1	0	0	0	10
0	0	15	1	1	0	0	0	17
0	0	4	0	0	0	0	0	4
0	0	37	2	2	0	0	0	41
0	0	12	1	0	0	0	0	13
0	0	11	2	3	0	0	0	16
0	0	11	1	1	0	0	0	13
0	0	9	1	3	0	0	0	13
0	0	43	5	7	0	0	0	55
0	0	12	1	1	0	0	0	14
0	0	9	0	4	0	0	0	13
0	0	9	0	1	0	0	0	10
0	0	9	2	1	0	0	0	12
0	0	39	3	7	0	0	0	49
0	1	4	0	0	0	0	0	5
0	0	9	0	0	0	0	0	9
0	0	9	2	1	0	0	0	12
0	0	10	0	1	0	0	0	11
0	1	32	2	2	0	0	0	37
0	0	7	0	0	0	0	0	7
0	0	6	1	1	0	0	0	8
0	0	4	0	0	0	0	0	4
0	0	8	0	0	0	0	0	8
0	0	25	1	1	0	0	0	27
1	2	340	24	34	1	1	0	403

3374-IRE Ringsend Traffic Survey
Junction Turning Count
02/10/2018

Site 1 - Deke's Diner / Sean Moore Road (NE) / Unnamed Road / Sean Moore Road (SW) / Pigeon House Rd / R131

Origin : Arm E Pigeon House Rd

Destination : Arm E Pigeon House Rd								Total	**Destination :** Arm F R131								Total	Arm Totals
PC	MC	Car	Taxi	LGV	OGV1	OGV2	PSV		PC	MC	Car	Taxi	LGV	OGV1	OGV2	PSV		
0	0	0	0	0	0	0	0	0	0	0	0	0	0	0	0	0	0	6
0	0	0	0	0	0	0	0	0	0	0	0	0	1	1	0	0	2	6
0	0	0	0	0	0	0	0	0	0	0	4	0	1	0	0	0	5	8
0	0	0	0	0	0	0	0	0	0	0	1	1	0	1	0	0	3	7
0	0	0	0	0	0	0	0	0	0	0	5	1	2	2	0	0	10	27
0	0	0	0	0	0	0	0	0	0	0	2	0	1	0	0	0	3	5
0	0	0	0	0	0	0	0	0	0	0	3	0	0	0	0	0	3	17
0	0	0	0	0	0	0	0	0	0	0	3	0	1	1	0	0	5	14
0	0	0	0	0	0	0	0	0	0	0	7	0	1	0	0	0	8	24
0	0	0	0	0	0	0	0	0	0	0	15	0	3	1	0	0	19	60
0	0	0	0	0	0	0	0	0	0	0	4	0	1	2	0	0	7	15
0	0	0	0	0	0	0	0	0	0	0	1	1	1	1	1	0	5	17
0	0	0	0	0	0	0	0	0	0	0	5	1	1	1	0	0	8	21
0	0	0	0	0	0	0	0	0	0	0	4	0	0	0	0	0	4	9
0	0	0	0	0	0	0	0	0	0	0	14	2	3	4	1	0	24	62
0	0	0	0	0	0	0	0	0	0	0	1	0	1	0	0	0	2	19
0	0	0	0	0	0	0	0	0	0	0	1	0	0	0	0	0	1	10
0	0	0	0	0	0	0	0	0	0	0	0	0	1	1	0	0	2	13
0	0	0	0	0	0	0	0	0	0	0	1	0	1	1	0	0	3	9
0	0	0	0	0	0	0	0	0	0	0	3	0	3	2	0	0	8	51
0	0	0	0	0	0	0	0	0	0	0	3	2	0	0	0	0	5	14
0	0	0	0	0	0	0	0	0	0	0	1	0	1	0	0	0	2	8
0	0	0	0	0	0	0	0	0	0	0	2	0	1	0	0	0	3	15
0	0	0	0	0	0	0	0	0	0	0	4	0	0	0	0	0	4	17
0	0	0	0	0	0	0	0	0	0	0	10	2	2	0	0	0	14	54
0	0	0	0	0	0	0	0	0	0	0	8	0	0	1	0	0	9	22
0	0	0	0	0	0	0	0	0	0	0	1	1	2	0	0	0	4	10
0	0	0	0	0	0	0	0	0	0	0	1	0	2	0	0	0	3	12
0	0	0	0	0	0	0	0	0	0	0	5	0	0	0	0	0	5	20
0	0	0	0	0	0	0	0	0	0	0	15	1	4	1	0	0	21	64
0	0	0	0	0	0	0	0	0	0	0	3	0	0	0	0	0	3	13
0	0	0	0	0	0	0	0	0	0	0	0	0	0	0	0	0	0	9
0	0	0	0	0	0	0	0	0	0	0	3	0	3	1	0	0	7	21
0	0	0	0	0	0	0	0	0	0	0	5	0	2	0	0	0	7	19
0	0	0	0	0	0	0	0	0	0	0	11	0	5	1	0	0	17	62
0	0	0	0	0	0	0	0	0	0	0	5	0	1	0	1	0	7	22
0	0	0	0	0	0	0	0	0	0	0	1	0	0	0	0	0	1	12
0	0	0	0	0	0	0	0	0	0	0	3	0	2	1	0	0	6	29
0	0	0	0	0	0	0	0	0	0	0	7	0	2	0	0	0	9	17
0	0	0	0	0	0	0	0	0	0	0	16	0	5	1	1	0	23	80
0	0	0	0	0	0	0	0	0	0	0	3	0	0	0	1	0	4	19
0	0	0	0	0	0	0	0	0	0	0	6	0	0	0	0	0	6	22
0	0	0	0	0	0	0	0	0	0	0	3	0	1	0	0	0	4	19
0	0	0	0	0	0	0	0	0	0	0	8	0	0	0	0	0	8	22
0	0	0	0	0	0	0	0	0	0	0	20	0	1	0	1	0	22	82
0	0	0	0	0	0	0	0	0	0	0	14	0	6	0	0	0	20	35
0	0	0	0	0	0	0	0	0	0	0	15	0	6	1	1	0	23	38
0	0	0	0	0	0	0	0	0	0	0	21	2	7	1	0	0	31	46
0	0	0	0	0	0	0	0	0	0	0	18	1	4	1	0	0	24	38
0	0	0	0	0	0	0	0	0	0	0	68	3	23	3	1	0	98	157
0	0	0	0	0	0	0	0	0	0	0	25	2	5	1	0	0	33	40
0	0	0	0	0	0	0	0	0	0	0	17	1	5	1	0	0	24	36
0	0	0	0	0	0	0	0	0	0	0	15	0	4	0	0	0	19	31
0	0	0	0	0	0	0	0	0	0	0	18	0	2	0	0	0	20	34
0	0	0	0	0	0	0	0	0	0	0	75	3	16	2	0	0	96	141
0	0	0	0	0	0	0	0	0	0	0	7	0	1	0	0	0	8	20
0	0	0	0	0	0	0	0	0	0	0	18	1	2	0	0	0	21	33
0	0	0	0	0	0	0	0	0	0	0	6	1	0	0	0	0	7	12
0	0	0	0	0	0	0	0	0	0	0	5	0	0	0	0	0	5	17
0	0	0	0	0	0	0	0	0	0	0	36	2	3	0	0	0	41	82
0	0	0	0	0	0	0	0	0	0	0	288	14	70	17	4	0	393	922

Tracsis plc
Traffic and Data Services

Return To Dashboard

Convert to PCU

Origin : Arm F R131

	Destination : Arm A Deke's Diner								Total	**Destination :** Arm B Sean Moore Road (NE)								Total
	PC	MC	Car	Taxi	LGV	OGV1	OGV2	PSV		PC	MC	Car	Taxi	LGV	OGV1	OGV2	PSV	
07:00	0	0	0	0	0	0	0	0	0	0	0	1	0	1	0	6	0	8
07:15	0	0	0	0	0	0	0	0	0	0	0	0	0	0	0	16	0	16
07:30	0	0	0	0	0	0	0	0	0	0	0	0	0	0	0	6	0	6
07:45	0	0	0	0	0	0	0	0	0	0	0	0	0	0	0	5	0	5
1 Hr	0	0	0	0	0	0	0	0	0	0	0	1	0	1	0	33	0	35
08:00	0	0	0	0	0	0	0	0	0	0	0	1	0	1	2	6	0	10
08:15	0	0	0	0	0	0	0	0	0	0	0	1	0	0	0	4	0	5
08:30	0	0	0	0	0	0	0	0	0	0	0	0	0	2	0	3	0	5
08:45	0	0	0	0	0	0	0	0	0	0	0	0	0	1	1	9	0	11
1 Hr	0	0	0	0	0	0	0	0	0	0	0	2	0	4	3	22	0	31
09:00	0	0	0	0	0	0	0	0	0	0	0	0	0	0	0	7	0	7
09:15	0	0	0	0	0	0	0	0	0	0	0	0	0	0	0	9	0	9
09:30	0	0	0	0	0	0	0	0	0	0	0	0	0	2	0	8	0	10
09:45	0	0	0	0	0	0	0	0	0	0	0	1	0	0	0	8	0	9
1 Hr	0	0	0	0	0	0	0	0	0	0	0	1	0	2	0	32	0	35
10:00	0	0	0	0	1	0	0	0	1	0	0	0	0	2	0	6	0	8
10:15	0	0	1	0	0	0	0	0	1	0	0	0	0	0	0	8	0	8
10:30	0	0	0	0	0	0	0	0	0	0	0	0	0	0	0	10	0	10
10:45	0	0	0	0	0	0	0	0	0	0	0	0	0	1	0	13	0	14
1 Hr	0	0	1	0	1	0	0	0	2	0	0	0	0	3	0	37	0	40
11:00	0	0	0	0	0	0	0	0	0	0	0	0	0	1	0	11	0	12
11:15	0	0	0	0	0	0	0	0	0	0	0	0	0	0	0	1	0	1
11:30	0	0	0	0	0	0	0	0	0	0	0	1	0	0	0	13	0	14
11:45	0	0	0	0	0	0	0	0	0	0	0	0	0	0	0	12	0	12
1 Hr	0	0	0	0	0	0	0	0	0	0	0	1	0	1	0	37	0	39
12:00	0	0	0	0	0	0	0	0	0	0	0	1	0	0	0	7	0	8
12:15	0	0	0	0	1	0	0	0	1	0	1	0	0	1	0	6	0	8
12:30	0	0	0	0	0	0	0	0	0	0	0	0	0	0	0	11	0	11
12:45	0	0	0	0	0	0	0	0	0	0	0	0	0	1	0	3	0	4
1 Hr	0	0	0	0	1	0	0	0	1	0	1	1	0	2	0	27	0	31
13:00	0	0	0	0	0	0	0	0	0	0	0	2	0	0	0	11	0	13
13:15	0	0	0	0	0	0	0	0	0	0	0	1	0	1	0	8	0	10
13:30	0	0	0	0	0	0	0	0	0	0	0	2	0	0	0	9	0	11
13:45	0	0	0	0	0	0	0	0	0	0	0	0	0	0	0	7	0	7
1 Hr	0	0	0	0	0	0	0	0	0	0	0	5	0	1	0	35	0	41
14:00	0	0	1	0	0	0	0	0	1	0	0	0	0	0	0	5	0	5
14:15	0	0	0	0	0	0	0	0	0	0	0	0	0	1	0	6	0	7
14:30	0	0	0	0	0	0	0	0	0	0	0	1	0	0	0	11	0	12
14:45	0	0	0	0	0	0	0	0	0	0	0	2	0	0	0	7	0	9
1 Hr	0	0	1	0	0	0	0	0	1	0	0	3	0	1	0	29	0	33
15:00	0	0	0	0	0	0	0	0	0	0	0	0	0	0	0	16	0	16
15:15	0	0	0	0	0	0	0	0	0	0	0	0	0	1	0	11	0	12
15:30	0	0	0	0	0	0	0	0	0	0	0	0	0	0	0	9	0	9
15:45	0	0	0	0	0	0	0	0	0	0	0	0	0	1	0	8	0	9
1 Hr	0	0	0	0	0	0	0	0	0	0	0	0	0	2	0	44	0	46
16:00	0	0	1	0	0	0	0	0	1	0	0	0	0	0	1	8	0	9
16:15	0	0	0	0	0	0	0	0	0	0	0	0	0	0	0	8	0	8
16:30	0	0	0	0	0	0	0	0	0	0	0	0	1	0	0	6	0	7
16:45	0	0	0	0	0	0	0	0	0	0	0	0	0	0	0	4	0	4
1 Hr	0	0	1	0	0	0	0	0	1	0	0	0	1	0	1	26	0	28
17:00	0	0	0	0	0	0	0	0	0	0	0	1	0	0	0	3	0	4
17:15	0	0	0	0	0	0	0	0	0	0	0	0	0	0	0	7	0	7
17:30	0	0	0	0	0	0	0	0	0	0	0	0	0	1	0	2	0	3
17:45	0	0	0	0	0	0	0	0	0	0	0	1	0	0	0	5	0	6
1 Hr	0	0	0	0	0	0	0	0	0	0	0	2	0	1	0	17	0	20
18:00	0	0	1	0	0	0	0	0	1	0	0	1	0	0	0	1	0	2
18:15	0	0	0	0	0	0	0	0	0	0	0	2	0	1	0	1	0	4
18:30	0	0	0	0	0	0	0	0	0	0	0	6	0	1	0	0	0	7
18:45	0	0	0	0	0	0	1	0	1	0	0	3	0	0	0	0	0	3
1 Hr	0	0	1	0	0	0	1	0	2	0	0	12	0	2	0	2	0	16
Total	0	0	4	0	2	0	1	0	7	0	1	28	1	20	4	341	0	395

Origin : Arm F R131

Destination : Arm C Unnamed Road								Total
PC	MC	Car	Taxi	LGV	OGV1	OGV2	PSV	
1	1	5	0	1	0	2	0	10
0	1	6	0	2	2	4	0	15
2	0	7	0	1	1	5	0	16
4	1	6	0	1	0	7	0	19
7	3	24	0	5	3	18	0	60
1	0	7	0	3	0	6	0	17
0	0	7	0	2	5	8	0	22
1	2	1	0	0	1	4	0	9
0	0	1	1	2	1	8	0	13
2	2	16	1	7	7	26	0	61
0	0	6	0	1	2	12	0	21
0	0	3	0	0	1	10	0	14
0	0	6	0	5	1	13	0	25
0	0	3	0	3	3	19	0	28
0	0	18	0	9	7	54	0	88
1	0	2	1	5	0	14	0	23
0	0	2	0	2	0	12	0	16
0	1	2	2	2	0	15	0	22
0	0	1	0	0	1	8	0	10
1	1	7	3	9	1	49	0	71
0	0	2	0	2	0	13	0	17
1	0	2	0	0	1	4	0	8
0	0	3	0	1	5	18	0	27
0	0	3	0	1	0	11	0	15
1	0	10	0	4	6	46	0	67
0	0	1	0	1	0	3	0	5
0	0	3	0	6	1	8	0	18
0	0	5	0	2	0	8	0	15
0	0	3	1	2	1	15	0	22
0	0	12	1	11	2	34	0	60
0	0	2	0	0	0	10	1	13
0	0	2	0	1	0	9	0	12
0	0	1	0	0	1	8	0	10
0	0	2	0	2	0	8	0	12
0	0	7	0	3	1	35	1	47
0	0	5	0	0	1	10	0	16
0	0	4	0	3	2	9	0	18
0	0	4	0	0	2	8	0	14
0	0	1	0	2	1	8	0	12
0	0	14	0	5	6	35	0	60
0	0	1	0	1	3	17	0	22
0	0	1	1	3	1	9	0	15
0	0	1	0	0	2	11	0	14
0	0	0	0	1	1	13	0	15
0	0	3	1	5	7	50	0	66
0	0	0	0	0	1	10	0	11
0	0	0	0	1	1	7	0	9
0	0	0	0	0	0	8	0	8
0	0	0	0	0	0	5	0	5
0	0	0	0	1	2	30	0	33
1	0	0	0	0	0	7	0	8
1	0	0	0	1	1	1	0	4
1	0	1	0	0	0	2	0	4
1	0	0	0	0	0	3	0	4
4	0	1	0	1	1	13	0	20
1	0	2	0	0	0	2	0	5
1	0	2	0	1	0	1	0	5
0	0	2	0	0	0	3	0	5
0	0	1	0	0	0	1	0	2
2	0	7	0	1	0	7	0	17
17	6	119	6	61	43	397	1	650

Destination : Arm D Sean Moore Road (SW)								Total
PC	MC	Car	Taxi	LGV	OGV1	OGV2	PSV	
0	2	117	5	33	5	4	1	167
2	6	183	2	44	9	3	0	249
4	5	212	5	39	6	6	2	279
1	2	201	5	26	9	5	1	250
7	15	713	17	142	29	18	4	945
5	5	189	11	40	10	3	0	263
4	4	171	10	29	4	1	0	223
11	7	179	16	29	4	1	1	248
1	2	169	17	19	14	1	0	223
21	18	708	54	117	32	6	1	957
1	5	160	7	25	10	1	0	209
3	8	161	8	22	10	1	1	214
1	1	207	21	26	4	3	1	264
0	1	170	17	27	5	3	0	223
5	15	698	53	100	29	8	2	910
0	1	140	21	24	6	1	0	193
1	0	131	17	25	9	1	2	186
0	0	115	16	25	2	1	1	160
0	0	84	10	22	2	1	1	120
1	1	470	64	96	19	4	4	659
0	1	102	7	20	4	3	0	137
0	0	25	3	5	1	0	0	34
0	3	136	8	24	11	5	1	188
0	2	96	8	22	4	1	0	133
0	6	359	26	71	20	9	1	492
0	2	79	4	22	1	3	0	111
0	0	89	7	12	5	2	0	115
0	3	102	18	27	3	0	0	153
1	2	86	5	12	1	5	1	113
1	7	356	34	73	10	10	1	492
0	1	89	10	23	3	4	0	130
0	3	107	7	15	1	1	0	134
1	0	96	5	15	1	1	1	120
0	0	86	11	16	2	0	1	116
1	4	378	33	69	7	6	2	500
0	0	92	6	10	3	2	0	113
0	1	94	4	17	2	0	0	118
1	0	68	5	22	3	0	0	99
0	2	88	4	15	1	0	1	111
1	3	342	19	64	9	2	1	441
3	0	77	6	12	4	1	2	105
1	1	93	10	9	2	0	1	117
3	1	104	11	8	1	0	2	130
0	1	101	11	12	3	0	5	133
7	3	375	38	41	10	1	10	485
0	3	105	6	13	4	0	3	134
1	3	113	6	16	1	0	7	147
3	7	120	8	15	1	0	5	159
2	6	125	3	12	0	1	2	151
6	19	463	23	56	6	1	17	591
7	4	121	6	10	1	0	0	149
6	9	165	12	9	0	1	1	203
2	5	134	13	8	0	0	0	162
6	7	136	10	12	0	0	0	171
21	25	556	41	39	1	1	1	685
7	4	175	8	4	1	0	0	199
5	4	134	10	7	0	1	0	161
1	3	126	8	3	1	0	2	144
7	5	129	15	1	1	0	0	158
20	16	564	41	15	3	1	2	662
91	132	5982	443	883	175	67	46	7819

3374-IRE Ringsend Traffic Survey
Junction Turning Count
02/10/2018

Site 1 - Deke's Diner / Sean Moore Road (NE) / Unnamed Road / Sean Moore Road (SW) / Pigeon House Rd / R131

Origin : Arm F R131

Destination : Arm E Pigeon House Rd									**Destination :** Arm F R131									
PC	MC	Car	Taxi	LGV	OGV1	OGV2	PSV	Total	PC	MC	Car	Taxi	LGV	OGV1	OGV2	PSV	Total	Arm Totals
0	0	1	0	1	0	0	0	2	0	0	0	0	0	0	0	0	0	187
0	0	5	0	4	0	0	0	9	0	0	0	0	0	0	0	0	0	289
0	0	7	0	0	0	0	0	7	0	0	0	0	0	0	0	0	0	308
0	0	7	1	7	1	0	0	16	0	0	0	0	0	0	0	0	0	290
0	0	20	1	12	1	0	0	34	0	0	0	0	0	0	0	0	0	1074
0	0	12	0	2	0	0	0	14	0	0	0	0	0	0	0	0	0	304
0	0	18	1	1	1	0	0	21	0	0	0	0	0	0	0	0	0	271
0	0	11	1	4	2	1	0	19	0	0	2	0	0	0	0	0	2	283
0	0	9	1	1	3	1	0	15	0	0	0	0	0	0	0	0	0	262
0	0	50	3	8	6	2	0	69	0	0	2	0	0	0	0	0	2	1120
0	0	12	1	1	2	0	0	16	0	0	0	0	0	0	0	0	0	253
0	0	6	1	4	0	0	0	11	0	0	0	0	0	0	0	0	0	248
0	0	12	0	2	0	0	0	14	0	0	0	0	0	0	0	0	0	313
0	0	2	0	4	1	0	0	7	0	0	0	0	0	0	0	0	0	267
0	0	32	2	11	3	0	0	48	0	0	0	0	0	0	0	0	0	1081
0	0	5	0	3	0	0	0	8	0	0	0	0	0	0	0	0	0	233
0	0	2	0	0	0	0	0	2	0	0	0	0	0	0	0	0	0	213
0	0	4	0	0	0	0	0	4	0	0	0	0	0	0	0	0	0	196
0	0	2	0	0	0	0	0	2	0	0	0	0	0	0	0	0	0	146
0	0	13	0	3	0	0	0	16	0	0	0	0	0	0	0	0	0	788
0	0	0	0	1	0	0	0	1	0	0	0	0	0	0	0	0	0	167
0	0	1	0	0	0	0	0	1	0	0	0	0	0	0	0	0	0	44
0	0	1	0	0	2	0	0	3	0	0	0	0	0	0	0	0	0	232
0	0	0	1	2	0	0	0	3	0	0	0	0	0	0	0	0	0	163
0	0	2	1	3	2	0	0	8	0	0	0	0	0	0	0	0	0	606
0	0	0	0	1	0	0	0	1	0	0	1	0	0	0	0	0	1	126
0	0	1	0	1	0	0	0	2	0	0	0	0	0	0	0	0	0	144
0	0	1	0	1	0	0	0	2	0	0	0	0	0	0	0	0	0	181
0	0	3	0	0	1	0	0	4	0	0	0	0	0	0	0	0	0	143
0	0	5	0	3	1	0	0	9	0	0	1	0	0	0	0	0	1	594
0	0	0	1	0	0	0	0	1	0	0	0	0	0	0	0	0	0	157
0	0	0	0	0	0	0	0	0	0	0	0	0	0	0	0	0	0	156
0	0	1	0	1	0	0	0	2	0	0	0	0	0	0	0	0	0	143
0	0	1	0	0	0	1	0	2	0	0	0	0	0	0	0	0	0	137
0	0	2	1	1	0	1	0	5	0	0	0	0	0	0	0	0	0	593
0	0	0	0	1	0	0	0	1	0	0	0	0	0	0	0	0	0	136
0	0	1	0	1	0	0	0	2	0	0	0	0	0	0	0	0	0	145
0	0	1	0	0	0	0	0	1	0	0	0	0	0	0	0	0	0	126
0	0	0	0	0	0	0	0	0	0	0	0	0	0	0	0	0	0	132
0	0	2	0	2	0	0	0	4	0	0	0	0	0	0	0	0	0	539
0	0	1	0	1	0	1	0	3	0	0	0	0	0	0	0	0	0	146
0	0	2	0	0	0	0	0	2	0	0	0	0	0	0	0	0	0	146
0	0	0	1	3	2	0	0	6	0	0	0	0	0	0	0	0	0	159
0	0	2	0	0	0	0	0	2	0	0	0	0	0	0	0	0	0	159
0	0	5	1	4	2	1	0	13	0	0	0	0	0	0	0	0	0	610
0	0	2	0	0	0	0	0	2	0	0	0	0	0	0	0	0	0	157
0	0	2	0	0	0	0	0	2	0	0	0	0	0	0	0	0	0	166
0	0	3	0	0	0	0	0	3	0	0	0	0	0	0	0	0	0	177
0	0	1	0	0	0	0	0	1	0	0	1	0	0	0	0	0	1	162
0	0	8	0	0	0	0	0	8	0	0	1	0	0	0	0	0	1	662
0	0	2	0	0	0	0	0	2	0	0	0	0	0	0	0	0	0	163
0	0	2	0	0	0	0	0	2	0	0	0	0	0	0	0	0	0	216
0	0	2	0	0	0	0	0	2	0	0	0	0	0	0	0	0	0	171
0	0	4	0	1	0	0	0	5	0	0	0	0	0	0	0	0	0	186
0	0	10	0	1	0	0	0	11	0	0	0	0	0	0	0	0	0	736
0	0	6	1	1	0	0	0	8	0	0	0	0	0	0	0	0	0	215
0	0	5	0	0	0	0	0	5	0	0	0	0	0	0	0	0	0	175
0	0	4	0	0	0	0	0	4	0	0	0	0	0	0	0	0	0	160
0	0	1	0	0	0	0	0	1	0	0	0	0	0	0	0	0	0	165
0	0	16	1	1	0	0	0	18	0	0	0	0	0	0	0	0	0	715
0	0	165	10	49	15	4	0	243	0	0	4	0	0	0	0	0	4	9118

Tracsis plc
Traffic and Data Services

Return To Dashboard
Convert to PCU

ORIGIN SUMMARY

	Origin : Arm A Deke's Diner								Total	Origin : Arm B Sean Moore Road (NE)								Total
	PC	MC	Car	Taxi	LGV	OGV1	OGV2	PSV		PC	MC	Car	Taxi	LGV	OGV1	OGV2	PSV	
07:00	0	0	0	0	0	0	0	0	0	0	0	5	0	0	0	2	0	7
07:15	0	0	0	0	0	0	0	0	0	0	0	3	0	1	0	9	0	13
07:30	0	0	0	0	0	0	0	0	0	0	0	0	0	1	0	20	0	21
07:45	0	0	0	0	0	0	0	0	0	0	0	4	0	1	0	18	0	23
1 Hr	0	0	0	0	0	0	0	0	0	0	0	12	0	3	0	49	0	64
08:00	0	0	0	0	0	0	0	0	0	0	0	2	0	0	0	10	0	12
08:15	0	0	0	0	0	0	0	0	0	1	0	3	0	2	1	4	0	11
08:30	0	0	0	0	0	0	0	0	0	0	0	2	0	0	0	4	0	6
08:45	0	0	0	0	0	0	0	0	0	0	0	2	0	1	0	4	0	7
1 Hr	0	0	0	0	0	0	0	0	0	1	0	9	0	3	1	22	0	36
09:00	0	0	0	0	0	0	0	0	0	0	0	1	0	1	2	6	0	10
09:15	0	0	0	0	0	0	0	0	0	0	0	1	1	1	0	10	0	13
09:30	0	0	0	0	0	0	0	0	0	0	0	4	0	3	0	7	0	14
09:45	0	0	0	0	0	0	0	0	0	1	0	2	2	2	0	6	0	13
1 Hr	0	0	0	0	0	0	0	0	0	1	0	8	3	7	2	29	0	50
10:00	0	0	0	0	0	0	0	0	0	0	0	1	0	2	0	9	0	12
10:15	0	0	0	0	0	0	0	0	0	0	0	7	0	1	0	12	0	20
10:30	0	0	0	0	0	0	0	0	0	0	0	3	0	2	0	11	0	16
10:45	0	0	0	0	0	0	0	0	0	0	0	0	1	0	0	9	0	10
1 Hr	0	0	0	0	0	0	0	0	0	0	0	11	1	5	0	41	0	58
11:00	0	0	0	0	0	0	0	0	0	0	0	0	0	1	0	11	0	12
11:15	0	0	0	0	0	0	0	0	0	0	0	3	0	2	0	10	0	15
11:30	0	0	0	0	0	0	0	0	0	0	0	0	0	0	0	14	0	14
11:45	0	0	0	0	0	0	0	0	0	0	0	3	0	0	0	7	0	10
1 Hr	0	0	0	0	0	0	0	0	0	0	0	6	0	3	0	42	0	51
12:00	0	0	0	0	0	0	0	0	0	0	0	6	0	1	0	9	0	16
12:15	0	0	0	0	0	0	0	0	0	0	1	2	0	2	2	13	0	20
12:30	0	0	0	0	0	0	0	0	0	1	0	4	0	2	0	12	0	19
12:45	0	0	0	0	0	0	0	0	0	1	0	4	0	2	0	18	0	25
1 Hr	0	0	0	0	0	0	0	0	0	2	1	16	0	7	2	52	0	80
13:00	0	0	0	0	0	0	0	0	0	0	0	1	0	1	1	5	0	8
13:15	0	0	0	0	0	0	0	0	0	0	0	6	0	0	0	8	0	14
13:30	0	0	0	0	0	0	0	0	0	0	0	0	0	1	3	13	0	17
13:45	0	0	0	0	0	0	0	0	0	0	0	0	0	3	0	10	0	13
1 Hr	0	0	0	0	0	0	0	0	0	0	0	7	0	5	4	36	0	52
14:00	0	0	0	0	0	0	0	0	0	0	0	2	0	1	0	13	0	16
14:15	0	0	0	0	0	0	0	0	0	0	1	4	0	3	0	5	0	13
14:30	0	0	0	0	0	0	0	0	0	0	0	0	0	0	0	7	0	7
14:45	0	0	0	0	0	0	0	0	0	0	0	4	0	2	0	10	0	16
1 Hr	0	0	0	0	0	0	0	0	0	0	1	10	0	6	0	35	0	52
15:00	0	0	0	0	0	0	0	0	0	0	0	6	0	2	0	13	0	21
15:15	0	0	0	0	0	0	0	0	0	0	0	5	0	1	0	6	0	12
15:30	0	0	0	0	0	0	0	0	0	0	0	3	0	1	1	10	0	15
15:45	1	0	0	0	0	0	0	0	1	0	0	3	0	0	0	19	0	22
1 Hr	1	0	0	0	0	0	0	0	1	0	0	17	0	4	1	48	0	70
16:00	0	0	0	0	0	0	0	0	0	0	0	7	0	1	1	15	0	24
16:15	0	0	0	0	0	0	0	0	0	0	0	2	0	0	0	5	0	7
16:30	0	0	0	0	0	0	0	0	0	0	1	2	0	0	0	9	0	12
16:45	0	0	0	0	0	0	0	0	0	1	0	2	1	1	1	7	0	13
1 Hr	0	0	0	0	0	0	0	0	0	1	1	13	1	2	2	36	0	56
17:00	0	0	0	0	0	0	0	0	0	0	0	2	0	2	0	7	0	11
17:15	0	0	0	0	0	0	0	0	0	0	0	7	0	1	0	8	0	16
17:30	0	0	0	0	0	0	0	0	0	3	0	6	0	1	0	1	0	11
17:45	0	0	0	0	0	0	0	0	0	0	0	0	0	1	0	3	0	4
1 Hr	0	0	0	0	0	0	0	0	0	3	0	15	0	5	0	19	0	42
18:00	0	0	0	0	0	0	0	0	0	0	0	1	0	0	0	7	0	8
18:15	0	0	0	0	0	0	0	0	0	0	0	6	0	0	0	5	0	11
18:30	0	0	0	0	0	0	0	0	0	0	0	4	0	1	0	2	0	7
18:45	0	0	0	0	0	0	0	0	0	0	0	7	0	2	0	0	0	9
1 Hr	0	0	0	0	0	0	0	0	0	0	0	18	0	3	0	14	0	35
Total	1	0	0	0	0	0	0	0	1	8	3	142	5	53	12	423	0	646

ORIGIN SUMMARY

Origin :	Arm C	Unnamed Road						Total
PC	MC	Car	Taxi	LGV	OGV1	OGV2	PSV	
1	0	5	0	1	2	11	0	20
0	0	2	0	1	2	9	0	14
0	0	3	0	1	2	11	0	17
0	0	6	1	1	0	8	0	16
1	0	16	1	4	6	39	0	67
0	0	2	0	0	1	6	0	9
0	0	5	0	3	4	12	0	24
0	0	2	0	1	6	8	0	17
0	0	2	1	1	3	6	0	13
0	0	11	1	5	14	32	0	63
0	0	5	0	1	4	8	0	18
0	0	0	1	4	4	12	0	21
0	0	4	0	5	1	18	0	28
0	1	5	0	2	2	17	0	27
0	1	14	1	12	11	55	0	94
0	0	6	2	8	0	14	0	30
0	1	4	1	3	3	13	0	25
0	0	5	0	5	0	14	0	24
0	0	7	2	6	3	18	0	36
0	1	22	5	22	6	59	0	115
0	0	5	0	6	2	21	0	34
0	0	9	0	3	2	12	0	26
0	0	10	0	5	1	15	0	31
0	1	7	0	3	9	11	0	31
0	1	31	0	17	14	59	0	122
0	0	9	1	8	6	20	0	44
0	0	4	1	4	2	8	0	19
0	0	4	0	10	4	19	0	37
0	0	3	1	4	2	9	0	19
0	0	20	3	26	14	56	0	119
0	0	12	1	7	6	19	0	45
0	0	17	0	6	0	10	0	33
0	0	11	0	3	0	14	0	28
1	0	13	1	4	3	12	1	35
1	0	53	2	20	9	55	1	141
0	0	11	0	0	0	9	0	20
0	0	9	0	2	1	11	0	23
0	0	6	0	5	4	7	0	22
0	1	6	0	3	5	15	0	30
0	1	32	0	10	10	42	0	95
0	0	7	0	3	6	14	0	30
0	0	10	0	8	6	16	0	40
2	0	10	2	6	2	14	0	36
0	0	12	3	5	3	15	0	38
2	0	39	5	22	17	59	0	144
1	1	38	0	2	1	15	0	58
3	0	15	0	6	2	11	0	37
1	3	18	0	3	2	12	0	39
2	1	9	1	3	1	8	0	25
7	5	80	1	14	6	46	0	159
3	0	15	0	0	1	12	0	31
2	1	16	0	3	0	7	0	29
1	1	12	0	8	0	7	0	29
2	1	19	0	1	1	4	0	28
8	3	62	0	12	2	30	0	117
2	1	18	0	4	0	3	0	28
2	1	19	1	2	0	3	0	28
4	0	7	0	2	0	0	0	13
4	0	15	0	3	0	2	0	24
12	2	59	1	11	0	8	0	93
31	14	439	20	175	109	540	1	1329

Origin :	Arm D	Sean Moore Road (SW)						Total
PC	MC	Car	Taxi	LGV	OGV1	OGV2	PSV	
1	3	134	24	12	1	2	1	178
2	3	138	14	15	4	3	0	179
5	2	134	11	15	0	1	1	169
3	3	170	9	10	3	5	2	205
11	11	576	58	52	8	11	4	731
5	7	147	10	8	3	4	0	184
3	3	161	7	9	4	3	0	190
4	5	132	19	10	5	3	0	178
5	6	126	11	4	3	1	1	157
17	21	566	47	31	15	11	1	709
1	5	134	10	16	4	2	4	176
3	3	116	18	12	6	4	5	167
4	4	107	16	18	3	1	5	158
1	5	126	15	9	3	1	6	166
9	17	483	59	55	16	8	20	667
4	3	124	16	12	4	2	2	167
0	0	117	12	24	9	3	2	167
0	0	97	6	16	3	8	1	131
0	1	92	8	8	3	3	1	116
4	4	430	42	60	19	16	6	581
1	1	99	7	15	4	5	0	132
1	0	80	6	17	5	2	0	111
1	1	87	8	16	7	1	0	121
1	1	91	6	21	6	2	0	128
4	3	357	27	69	22	10	0	492
0	1	90	9	30	7	5	0	142
1	2	77	7	23	9	4	0	123
0	1	100	7	17	8	6	1	140
0	0	104	4	25	8	3	1	145
1	4	371	27	95	32	18	2	550
2	0	94	8	22	5	6	0	137
0	0	118	10	25	5	5	0	163
0	1	91	10	19	3	5	1	130
2	1	115	8	22	5	2	2	157
4	2	418	36	88	18	18	3	587
0	0	120	12	21	8	4	0	165
0	0	100	9	16	6	2	0	133
0	0	82	6	22	6	3	0	119
0	0	98	6	27	9	4	1	145
0	0	400	33	86	29	13	1	562
0	1	130	10	28	5	2	0	176
0	0	131	14	23	5	1	2	176
0	2	139	12	39	3	4	0	199
2	1	113	10	29	1	3	0	159
2	4	513	46	119	14	10	2	710
1	0	138	4	29	3	5	0	180
0	0	164	12	37	3	5	1	222
0	3	154	6	40	1	2	1	207
1	2	129	6	24	1	2	0	165
2	5	585	28	130	8	14	2	774
1	2	162	10	23	2	3	0	203
2	3	117	8	21	3	2	2	158
3	5	156	5	15	1	2	0	187
4	5	123	9	12	0	1	0	154
10	15	558	32	71	6	8	2	702
3	7	123	6	20	2	2	0	163
3	0	147	7	14	1	1	2	175
4	3	122	3	4	0	2	1	139
2	0	106	6	13	1	2	0	130
12	10	498	22	51	4	7	3	607
76	96	5755	457	907	191	144	46	7672

3374-IRE Ringsend Traffic Survey
Junction Turning Count
02/10/2018

Site 1 - Deke's Diner / Sean Moore Road (NE) / Unnamed Road / Sean Moore Road (SW) / Pigeon House Rd / R131

ORIGIN SUMMARY

Origin :	Arm E	Pigeon House Rd						Total	**Origin :**	Arm F	R131						Total	Origin Totals
PC	MC	Car	Taxi	LGV	OGV1	OGV2	PSV		PC	MC	Car	Taxi	LGV	OGV1	OGV2	PSV		
2	0	4	0	0	0	0	0	6	1	3	124	5	36	5	12	1	187	398
2	0	2	0	1	1	0	0	6	2	7	194	2	50	11	23	0	289	501
1	0	5	1	1	0	0	0	8	6	5	226	5	40	7	17	2	308	523
0	0	4	1	1	1	0	0	7	5	3	214	6	34	10	17	1	290	541
5	0	15	2	3	2	0	0	27	14	18	758	18	160	33	69	4	1074	1963
0	0	4	0	1	0	0	0	5	6	5	209	11	46	12	15	0	304	514
0	0	14	0	3	0	0	0	17	4	4	197	11	32	10	13	0	271	513
0	0	11	0	2	1	0	0	14	12	9	193	17	35	7	9	1	283	498
1	0	21	1	1	0	0	0	24	1	2	179	19	23	19	19	0	262	463
1	0	50	1	7	1	0	0	60	23	20	778	58	136	48	56	1	1120	1988
0	0	10	0	1	4	0	0	15	1	5	178	8	27	14	20	0	253	472
0	0	8	3	4	1	1	0	17	3	8	170	9	26	11	20	1	248	466
2	0	15	2	1	1	0	0	21	1	1	225	21	35	5	24	1	313	534
0	0	7	2	0	0	0	0	9	0	1	176	17	34	9	30	0	267	482
2	0	40	7	6	6	1	0	62	5	15	749	55	122	39	94	2	1081	1954
0	1	14	1	3	0	0	0	19	1	1	147	22	35	6	21	0	233	461
3	0	5	0	2	0	0	0	10	1	0	136	17	27	9	21	2	213	435
0	0	8	0	3	2	0	0	13	0	1	121	18	27	2	26	1	196	380
0	0	6	1	1	1	0	0	9	0	0	87	10	23	3	22	1	146	317
3	1	33	2	9	3	0	0	51	2	2	491	67	112	20	90	4	788	1593
0	0	10	2	1	0	1	0	14	0	1	104	7	24	4	27	0	167	359
0	0	5	0	3	0	0	0	8	1	0	28	3	5	2	5	0	44	204
0	0	13	0	2	0	0	0	15	0	3	141	8	25	18	36	1	232	413
0	0	14	2	0	0	1	0	17	0	2	99	9	25	4	24	0	163	349
0	0	42	4	6	0	2	0	54	1	6	372	27	79	28	92	1	606	1325
0	0	17	0	3	2	0	0	22	0	2	82	4	24	1	13	0	126	350
0	0	5	2	2	1	0	0	10	0	1	93	7	21	6	16	0	144	316
0	0	10	0	2	0	0	0	12	0	3	108	18	30	3	19	0	181	389
0	0	18	1	1	0	0	0	20	1	2	92	6	15	3	23	1	143	352
0	0	50	3	8	3	0	0	64	1	8	375	35	90	13	71	1	594	1407
0	0	10	1	2	0	0	0	13	0	1	93	11	23	3	25	1	157	360
0	0	7	1	1	0	0	0	9	0	3	110	7	17	1	18	0	156	375
0	0	15	0	5	1	0	0	21	1	0	100	5	16	2	18	1	143	339
0	0	13	1	4	1	0	0	19	0	0	89	11	18	2	16	1	137	361
0	0	45	3	12	2	0	0	62	1	4	392	34	74	8	77	3	593	1435
1	0	17	1	2	0	1	0	22	0	0	98	6	11	4	17	0	136	359
0	0	11	0	1	0	0	0	12	0	1	99	4	22	4	15	0	145	326
0	0	23	1	4	1	0	0	29	1	0	74	5	22	5	19	0	126	303
0	0	14	0	2	1	0	0	17	0	2	91	4	17	2	15	1	132	340
1	0	65	2	9	2	1	0	80	1	3	362	19	72	15	66	1	539	1328
0	0	17	1	0	0	1	0	19	3	0	79	6	14	7	35	2	146	392
0	0	17	2	3	0	0	0	22	1	1	96	11	13	3	20	1	146	396
0	0	15	2	2	0	0	0	19	3	1	105	12	11	5	20	2	159	428
0	0	18	1	3	0	0	0	22	0	1	103	11	14	4	21	5	159	401
0	0	67	6	8	0	1	0	82	7	3	383	40	52	19	96	10	610	1617
0	0	27	1	7	0	0	0	35	0	3	108	6	13	6	18	3	157	454
0	0	24	0	12	1	1	0	38	1	3	115	6	17	2	15	7	166	470
0	0	34	2	9	1	0	0	46	3	7	123	9	15	1	14	5	177	481
0	0	29	3	5	1	0	0	38	2	6	127	3	12	0	10	2	162	403
0	0	114	6	33	3	1	0	157	6	19	473	24	57	9	57	17	662	1808
0	1	30	3	5	1	0	0	40	8	4	124	6	10	1	10	0	163	448
0	0	28	1	6	1	0	0	36	7	9	167	12	10	1	9	1	216	455
0	0	24	2	5	0	0	0	31	3	5	137	13	9	0	4	0	171	429
0	0	30	0	4	0	0	0	34	7	7	141	10	13	0	8	0	186	406
0	1	112	6	20	2	0	0	141	25	25	569	41	42	2	31	1	736	1738
0	0	19	0	1	0	0	0	20	8	4	185	9	5	1	3	0	215	434
0	1	27	2	3	0	0	0	33	6	4	143	10	9	0	3	0	175	422
0	0	11	1	0	0	0	0	12	1	3	138	8	4	1	3	2	160	331
0	0	16	0	1	0	0	0	17	7	5	134	15	1	1	2	0	165	345
0	1	73	3	5	0	0	0	82	22	16	600	42	19	3	11	2	715	1532
12	3	706	45	126	24	6	0	922	108	139	6302	460	1015	237	810	47	9118	19688

Tracsis plc
Traffic and Data Services

Return To Dashboard
Convert to PCU

DESTINATION SUMMARY

	Destination : Arm A Deke's Diner								Total
	PC	MC	Car	Taxi	LGV	OGV1	OGV2	PSV	
07:00	0	0	0	0	0	0	0	0	0
07:15	0	0	0	0	0	0	0	0	0
07:30	0	0	0	0	0	0	0	0	0
07:45	0	0	0	0	0	0	0	0	0
1 Hr	0	0	0	0	0	0	0	0	0
08:00	0	0	0	0	0	0	0	0	0
08:15	0	0	0	0	0	0	0	0	0
08:30	0	0	1	0	0	0	0	0	1
08:45	0	0	0	0	0	0	0	0	0
1 Hr	0	0	1	0	0	0	0	0	1
09:00	0	0	0	0	1	0	0	0	1
09:15	0	0	0	0	0	0	1	0	1
09:30	0	0	0	0	1	0	0	0	1
09:45	0	0	0	0	1	0	0	0	1
1 Hr	0	0	0	0	3	0	1	0	4
10:00	0	0	0	0	1	0	0	0	1
10:15	0	0	1	1	0	0	0	0	2
10:30	0	0	0	0	0	0	0	0	0
10:45	0	0	0	0	0	0	0	0	0
1 Hr	0	0	1	1	1	0	0	0	3
11:00	0	0	1	0	0	0	0	0	1
11:15	0	0	2	0	0	0	0	0	2
11:30	0	0	0	0	0	0	0	0	0
11:45	0	0	0	0	0	0	0	0	0
1 Hr	0	0	3	0	0	0	0	0	3
12:00	0	0	1	0	0	0	1	0	2
12:15	0	0	0	0	2	0	1	0	3
12:30	0	0	0	0	0	0	0	1	1
12:45	0	0	0	0	0	0	1	0	1
1 Hr	0	0	1	0	2	0	3	1	7
13:00	0	0	0	0	0	2	0	0	2
13:15	0	0	0	0	0	0	0	0	0
13:30	0	0	0	0	0	0	1	0	1
13:45	1	0	0	0	0	0	0	0	1
1 Hr	1	0	0	0	0	2	1	0	4
14:00	0	0	2	0	0	0	0	0	2
14:15	0	0	0	0	0	0	0	0	0
14:30	0	0	0	0	0	0	0	0	0
14:45	0	0	0	0	0	0	0	0	0
1 Hr	0	0	2	0	0	0	0	0	2
15:00	0	0	0	0	0	0	0	0	0
15:15	0	0	0	0	0	0	0	0	0
15:30	0	0	0	0	0	0	0	0	0
15:45	0	0	0	0	0	0	0	0	0
1 Hr	0	0	0	0	0	0	0	0	0
16:00	0	0	2	0	0	0	0	0	2
16:15	0	0	0	0	0	0	0	0	0
16:30	0	0	0	0	0	0	0	0	0
16:45	0	0	0	0	0	0	0	0	0
1 Hr	0	0	2	0	0	0	0	0	2
17:00	0	0	1	0	1	0	0	0	2
17:15	0	0	0	0	0	0	0	0	0
17:30	0	0	0	0	0	0	0	0	0
17:45	0	0	0	0	1	0	0	0	1
1 Hr	0	0	1	0	2	0	0	0	3
18:00	0	0	1	0	0	0	0	0	1
18:15	0	0	0	0	0	0	0	0	0
18:30	0	0	1	0	0	0	0	0	1
18:45	0	0	0	0	0	0	1	0	1
1 Hr	0	0	2	0	0	0	1	0	3
Total	1	0	13	1	8	2	6	1	32

	Destination : Arm B Sean Moore Road (NE)								Total
	PC	MC	Car	Taxi	LGV	OGV1	OGV2	PSV	
07:00	0	0	4	0	1	0	7	0	12
07:15	1	0	0	0	0	0	16	0	17
07:30	0	0	0	0	0	0	8	0	8
07:45	0	0	4	0	1	0	5	0	10
1 Hr	1	0	8	0	2	0	36	0	47
08:00	1	0	2	0	1	2	7	0	13
08:15	0	0	1	0	0	0	4	0	5
08:30	0	0	2	0	4	0	3	0	9
08:45	1	0	1	0	1	1	9	0	13
1 Hr	2	0	6	0	6	3	23	0	40
09:00	0	0	1	0	0	1	8	0	10
09:15	0	0	1	0	0	0	10	0	11
09:30	0	0	2	1	3	0	9	0	15
09:45	0	0	6	1	0	0	11	0	18
1 Hr	0	0	10	2	3	1	38	0	54
10:00	0	0	2	0	3	0	10	0	15
10:15	0	0	1	0	2	0	10	0	13
10:30	0	0	3	0	1	0	12	0	16
10:45	0	0	1	0	1	0	14	0	16
1 Hr	0	0	7	0	7	0	46	0	60
11:00	0	0	0	0	3	0	15	0	18
11:15	0	0	2	0	1	0	1	0	4
11:30	0	0	1	0	0	0	14	0	15
11:45	0	0	2	0	0	0	15	0	17
1 Hr	0	0	5	0	4	0	45	0	54
12:00	0	0	3	0	0	0	8	0	11
12:15	0	2	0	0	2	1	6	0	11
12:30	0	0	3	0	2	0	12	0	17
12:45	0	0	4	0	1	0	3	0	8
1 Hr	0	2	10	0	5	1	29	0	47
13:00	0	0	3	0	0	1	15	0	19
13:15	0	0	3	0	2	0	9	0	14
13:30	0	0	3	0	1	1	9	0	14
13:45	0	0	3	0	0	0	8	0	11
1 Hr	0	0	12	0	3	2	41	0	58
14:00	1	0	2	0	0	0	5	0	8
14:15	0	0	3	0	1	0	6	0	10
14:30	0	0	5	0	3	1	12	0	21
14:45	0	0	4	0	0	0	9	0	13
1 Hr	1	0	14	0	4	1	32	0	52
15:00	0	0	3	0	0	0	19	0	22
15:15	0	0	3	0	1	0	12	0	16
15:30	0	0	1	0	0	0	11	0	12
15:45	0	0	1	0	1	0	9	0	11
1 Hr	0	0	8	0	2	0	51	0	61
16:00	0	0	2	0	1	1	8	0	12
16:15	0	0	0	0	0	0	10	0	10
16:30	0	0	3	1	1	0	7	0	12
16:45	0	0	1	0	0	0	5	0	6
1 Hr	0	0	6	1	2	1	30	0	40
17:00	0	0	2	1	0	0	3	0	6
17:15	0	0	1	0	0	0	8	0	9
17:30	0	0	2	0	1	0	2	0	5
17:45	1	0	2	1	0	0	5	0	9
1 Hr	1	0	7	2	1	0	18	0	29
18:00	0	0	7	0	0	0	1	0	8
18:15	0	0	9	0	1	0	1	0	11
18:30	0	0	7	0	1	0	0	0	8
18:45	0	0	7	0	1	0	0	0	8
1 Hr	0	0	30	0	3	0	2	0	35
Total	5	2	123	5	42	9	391	0	577

DESTINATION SUMMARY

Destination : Arm C Unnamed Road								Total
PC	MC	Car	Taxi	LGV	OGV1	OGV2	PSV	
3	1	29	0	5	1	4	0	43
2	1	19	0	7	3	6	0	38
4	1	23	1	6	1	7	0	43
4	3	18	0	2	2	10	0	39
13	6	89	1	20	7	27	0	163
2	1	11	0	6	1	8	0	29
0	0	18	0	6	7	9	0	40
1	2	5	0	2	2	4	0	16
2	0	4	1	3	3	9	0	22
5	3	38	1	17	13	30	0	107
0	0	9	1	5	5	15	0	35
0	0	14	0	0	3	15	0	32
2	0	9	1	8	2	16	0	38
1	0	9	1	4	4	21	0	40
3	0	41	3	17	14	67	0	145
2	1	11	2	11	1	15	0	43
3	0	9	0	6	4	18	0	40
0	1	7	2	5	1	24	0	40
0	0	6	0	0	1	12	0	19
5	2	33	4	22	7	69	0	142
0	0	8	0	3	0	16	0	27
2	0	8	0	3	2	7	0	22
0	0	11	1	3	8	22	0	45
0	0	6	0	7	1	16	0	30
2	0	33	1	16	11	61	0	124
0	0	9	0	8	3	6	0	26
0	0	7	2	11	5	15	0	40
1	0	13	0	4	3	12	0	33
0	0	6	1	9	5	18	0	39
1	0	35	3	32	16	51	0	138
0	0	12	0	4	2	12	1	31
0	0	13	0	7	1	10	0	31
0	0	9	1	1	1	15	0	27
0	0	9	0	6	2	10	0	27
0	0	43	1	18	6	47	1	116
0	0	16	0	2	3	14	0	35
0	0	9	0	5	5	11	0	30
0	0	7	0	1	4	13	0	25
0	0	5	0	3	4	15	0	27
0	0	37	0	11	16	53	0	117
0	0	4	1	1	4	20	0	30
0	0	7	1	4	3	10	0	25
0	0	7	2	2	2	16	0	29
0	0	4	0	1	1	17	0	23
0	0	22	4	8	10	63	0	107
1	0	3	0	2	1	13	0	20
0	0	1	0	3	2	12	0	18
0	0	3	0	0	0	9	0	12
0	0	3	0	0	1	8	0	12
1	0	10	0	5	4	42	0	62
1	0	2	0	2	0	11	0	16
1	0	2	0	2	2	1	0	8
1	0	6	0	0	0	3	0	10
1	0	5	0	2	0	4	0	12
4	0	15	0	6	2	19	0	46
1	0	9	0	0	0	4	0	14
1	1	6	1	3	0	2	0	14
1	0	6	0	0	0	5	0	12
1	0	5	0	0	0	3	0	9
4	1	26	1	3	0	14	0	49
38	12	422	19	175	106	543	1	1316

Destination : Arm D Sean Moore Road (SW)								Total
PC	MC	Car	Taxi	LGV	OGV1	OGV2	PSV	
0	2	128	5	34	7	7	1	184
3	6	186	2	45	11	5	0	258
4	5	214	5	40	8	6	3	285
1	2	208	6	28	9	7	1	262
8	15	736	18	147	35	25	5	989
5	5	194	11	40	10	6	0	271
5	4	184	10	33	8	4	0	248
11	7	187	16	29	6	2	1	259
1	2	185	19	19	15	1	0	242
22	18	750	56	121	39	13	1	1020
1	5	171	7	25	12	1	0	222
3	8	165	11	28	13	6	1	235
1	1	221	21	31	4	5	1	285
0	2	178	19	29	7	6	0	241
5	16	735	58	113	36	18	2	983
0	2	155	24	31	6	2	0	220
1	1	144	17	28	11	3	2	207
0	0	126	16	31	3	2	1	179
0	0	93	14	24	3	3	1	138
1	3	518	71	114	23	10	4	744
0	1	113	7	24	5	5	0	155
0	0	35	3	8	1	1	0	48
0	3	155	8	28	11	9	1	215
0	3	109	10	25	7	3	0	157
0	7	412	28	85	24	18	1	575
0	2	97	4	30	2	7	0	142
0	1	95	7	16	6	3	0	128
0	3	112	18	37	6	3	0	179
1	2	102	6	15	3	8	1	138
1	8	406	35	98	17	21	1	587
0	1	104	12	28	4	8	0	157
0	3	128	9	19	1	3	0	163
1	0	115	5	18	1	6	1	147
0	0	101	13	20	5	4	2	145
1	4	448	39	85	11	21	3	612
0	0	111	7	11	3	4	0	136
0	2	111	4	22	3	1	0	143
1	0	86	6	25	5	1	0	124
0	2	96	4	16	5	1	1	125
1	4	404	21	74	16	7	1	528
3	0	96	7	12	6	3	2	129
1	1	112	12	15	3	4	1	149
3	1	124	14	11	1	3	2	159
1	1	122	14	17	5	1	5	166
8	3	454	47	55	15	11	10	603
0	3	145	7	15	5	2	3	180
3	3	136	6	25	2	2	7	184
4	11	143	8	18	2	2	5	193
4	6	140	7	14	1	3	2	177
11	23	564	28	72	10	9	17	734
9	5	137	6	11	1	3	0	172
6	10	189	12	11	0	2	1	231
4	5	151	15	11	0	1	0	187
6	7	158	10	13	1	1	0	196
25	27	635	43	46	2	7	1	786
8	5	197	8	7	1	0	0	226
5	5	158	12	9	0	1	0	190
2	3	141	8	6	1	0	2	163
7	5	152	15	6	1	0	0	186
22	18	648	43	28	3	1	2	765
105	146	6710	487	1038	231	161	48	8926

3374-IRE Ringsend Traffic Survey
Junction Turning Count
02/10/2018

Site 1 - Deke's Diner / Sean Moore Road (NE) / Unnamed Road / Sean Moore Road (SW) / Pigeon House Rd / R131

DESTINATION SUMMARY

Destination : Arm E Pigeon House Rd								Total	**Destination :** Arm F R131								Total	Dest Totals
PC	MC	Car	Taxi	LGV	OGV1	OGV2	PSV		PC	MC	Car	Taxi	LGV	OGV1	OGV2	PSV		
1	0	4	0	2	0	0	0	7	1	3	107	24	7	0	9	1	152	398
0	0	7	0	6	0	1	0	14	0	3	127	14	10	4	16	0	174	501
2	0	14	0	0	0	0	0	16	2	1	117	11	12	0	28	0	171	523
1	0	16	1	8	1	0	0	27	2	1	152	10	8	2	26	2	203	541
4	0	41	1	16	1	1	0	64	5	8	503	59	37	6	79	3	700	1963
1	0	13	1	3	0	0	0	18	2	6	144	9	5	3	14	0	183	514
2	0	27	1	2	1	0	0	33	1	3	150	7	8	3	15	0	187	513
3	0	24	1	5	4	1	0	38	1	5	121	19	8	7	14	0	175	498
2	2	26	3	3	3	1	0	40	1	4	114	9	4	3	10	1	146	463
8	2	90	6	13	8	2	0	129	5	18	529	44	25	16	53	1	691	1988
1	0	27	1	1	4	0	0	34	0	5	120	9	14	6	12	4	170	472
1	0	9	2	8	0	0	0	20	2	3	106	19	11	6	15	5	167	466
1	0	21	1	3	0	0	0	26	3	4	102	15	16	4	20	5	169	534
0	0	13	0	4	1	0	0	18	1	5	110	15	9	2	16	6	164	482
3	0	70	4	16	5	0	0	98	6	17	438	58	50	18	63	20	670	1954
0	0	6	0	5	0	0	0	11	3	2	118	15	9	3	19	2	171	461
0	0	5	0	1	2	0	0	8	0	0	109	12	20	4	18	2	165	435
0	0	14	0	1	0	0	0	15	0	0	84	6	15	3	21	1	130	380
0	0	6	0	0	0	0	0	6	0	1	86	8	13	6	23	1	138	317
0	0	31	0	7	2	0	0	40	3	3	397	41	57	16	81	6	604	1593
1	0	7	0	3	0	0	0	11	0	1	89	9	14	5	29	0	147	359
0	0	10	0	0	0	0	0	10	0	0	68	6	18	6	20	0	118	204
0	0	6	0	0	2	0	0	8	1	1	78	7	17	5	21	0	130	413
0	0	12	2	3	1	0	0	18	1	1	85	5	14	10	11	0	127	349
1	0	35	2	6	3	0	0	47	2	3	320	27	63	26	81	0	522	1325
0	0	12	0	4	0	0	0	16	0	1	82	10	24	11	25	0	153	350
0	0	9	0	3	1	0	0	13	1	1	70	8	18	7	16	0	121	316
0	0	6	1	1	0	0	0	8	0	1	92	6	17	6	29	0	151	389
1	0	11	0	1	1	0	0	14	0	0	98	5	21	4	23	1	152	352
1	0	38	1	9	2	0	0	51	1	3	342	29	80	28	93	1	577	1407
1	0	5	1	2	0	0	0	9	1	0	86	8	21	6	20	0	142	360
0	0	17	1	1	0	0	0	19	0	0	97	8	20	4	19	0	148	375
0	0	7	0	3	0	0	0	10	0	1	83	9	21	6	19	1	140	339
0	0	4	0	2	0	1	0	7	2	1	113	8	23	4	17	2	170	361
1	0	33	2	8	0	1	0	45	3	2	379	33	85	20	75	3	600	1435
0	0	10	0	2	0	0	0	12	0	0	107	12	20	6	21	0	166	359
0	0	10	1	3	0	0	0	14	0	0	90	8	13	3	15	0	129	326
0	0	8	0	0	0	0	0	8	0	0	79	6	24	6	10	0	125	303
0	0	6	0	0	0	0	0	6	0	1	102	6	32	8	19	1	169	340
0	0	34	1	5	0	0	0	40	0	1	378	32	89	23	65	1	589	1328
0	0	9	0	2	1	1	0	13	0	1	127	9	32	7	22	0	198	392
0	0	10	1	2	0	0	0	13	0	0	127	13	26	8	17	2	193	396
1	0	9	1	6	2	0	0	19	1	2	131	11	40	6	18	0	209	428
0	0	6	1	2	0	0	0	9	2	1	116	10	30	2	31	0	192	401
1	0	34	3	12	3	1	0	54	3	4	501	43	128	23	88	2	792	1617
1	0	8	0	1	0	0	0	10	0	1	158	4	33	4	30	0	230	454
1	0	5	0	1	0	0	0	7	0	0	178	12	43	4	13	1	251	470
0	1	7	0	1	0	0	0	9	0	2	175	8	47	3	19	1	255	481
2	1	3	0	1	0	0	0	7	0	2	149	7	30	2	11	0	201	403
4	2	23	0	4	0	0	0	33	0	5	660	31	153	13	73	2	937	1808
2	1	6	0	0	1	0	0	10	0	1	185	12	26	3	15	0	242	448
3	1	7	1	0	0	0	0	12	1	2	136	8	28	3	15	2	195	455
4	0	6	0	0	0	0	0	10	1	6	170	5	26	1	8	0	217	429
2	1	8	1	1	0	0	0	13	3	5	140	7	14	0	6	0	175	406
11	3	27	2	1	1	0	0	45	5	14	631	32	94	7	44	2	829	1738
1	0	8	1	1	0	0	0	11	3	7	124	6	22	2	10	0	174	434
3	0	12	0	0	0	0	0	15	2	0	157	7	15	1	8	2	192	422
2	0	5	0	0	0	0	0	7	4	3	122	4	4	0	2	1	140	331
4	0	9	0	1	0	0	0	14	1	0	105	6	12	1	2	0	127	345
10	0	34	1	2	0	0	0	47	10	10	508	23	53	4	22	3	633	1532
44	7	490	23	99	25	5	0	693	43	88	5586	452	914	200	817	44	8144	19688

Tracsis plc
Traffic and Data Services

Return To Dashboard

Convert to PCU

Origin Arm A Unnamed Road

	Destination : Arm A Unnamed Road								Total	**Destination :** Arm B Pigeon House Road (E)								Total
	PC	MC	Car	Taxi	LGV	OGV1	OGV2	PSV		PC	MC	Car	Taxi	LGV	OGV1	OGV2	PSV	
07:00	0	0	0	0	0	0	0	0	0	0	0	0	0	0	0	0	0	0
07:15	0	0	0	0	0	0	0	0	0	0	0	0	0	0	0	0	0	0
07:30	0	0	0	0	0	0	0	0	0	0	0	1	0	0	0	0	0	1
07:45	0	0	0	0	0	0	0	0	0	0	0	0	0	0	0	0	0	0
1 Hr	0	0	0	0	0	0	0	0	0	0	0	1	0	0	0	0	0	1
08:00	0	0	0	0	0	0	0	0	0	0	0	0	0	0	0	0	0	0
08:15	0	0	0	0	0	0	0	0	0	0	0	0	0	0	0	0	0	0
08:30	0	0	0	0	0	0	0	0	0	0	0	0	0	0	0	0	0	0
08:45	0	0	0	0	0	0	0	0	0	0	0	0	0	0	1	0	0	1
1 Hr	0	0	0	0	0	0	0	0	0	0	0	0	0	0	1	0	0	1
09:00	0	0	0	0	0	0	0	0	0	0	0	0	0	0	0	0	0	0
09:15	0	0	0	0	0	0	0	0	0	0	0	0	0	0	0	0	0	0
09:30	0	0	0	0	0	0	0	0	0	0	0	0	0	0	0	0	0	0
09:45	0	0	0	0	0	0	0	0	0	0	0	0	0	0	0	0	0	0
1 Hr	0	0	0	0	0	0	0	0	0	0	0	0	0	0	0	0	0	0
10:00	0	0	0	0	0	0	0	0	0	0	0	0	0	0	0	0	0	0
10:15	0	0	0	0	0	0	0	0	0	0	0	0	0	0	0	0	0	0
10:30	0	0	0	0	0	0	0	0	0	0	0	0	0	0	0	0	0	0
10:45	0	0	0	0	0	0	0	0	0	0	0	0	0	0	0	0	0	0
1 Hr	0	0	0	0	0	0	0	0	0	0	0	0	0	0	0	0	0	0
11:00	0	0	0	0	0	0	0	0	0	0	0	0	0	0	0	0	0	0
11:15	0	0	0	0	0	0	0	0	0	0	0	0	0	0	0	0	0	0
11:30	0	0	0	0	0	0	0	0	0	0	0	0	0	0	0	0	0	0
11:45	0	0	0	0	0	0	0	0	0	0	0	0	0	0	0	0	0	0
1 Hr	0	0	0	0	0	0	0	0	0	0	0	0	0	0	0	0	0	0
12:00	0	0	0	0	0	0	0	0	0	0	0	0	0	0	0	0	0	0
12:15	0	0	0	0	0	0	0	0	0	0	0	0	0	0	0	0	0	0
12:30	0	0	0	0	0	0	0	0	0	0	0	0	0	0	0	0	0	0
12:45	0	0	0	0	0	0	0	0	0	0	0	0	0	0	0	0	0	0
1 Hr	0	0	0	0	0	0	0	0	0	0	0	0	0	0	0	0	0	0
13:00	0	0	0	0	0	0	0	0	0	0	0	0	0	0	0	0	0	0
13:15	0	0	0	0	0	0	0	0	0	0	0	0	0	0	0	0	0	0
13:30	0	0	0	0	0	0	0	0	0	0	0	0	0	0	0	0	0	0
13:45	0	0	0	0	0	0	0	0	0	0	0	0	0	0	0	0	0	0
1 Hr	0	0	0	0	0	0	0	0	0	0	0	0	0	0	0	0	0	0
14:00	0	0	0	0	0	0	0	0	0	0	0	0	0	0	0	0	0	0
14:15	0	0	0	0	0	0	0	0	0	0	0	0	0	0	0	0	0	0
14:30	0	0	0	0	0	0	0	0	0	0	0	0	0	0	0	0	0	0
14:45	0	0	0	0	0	0	0	0	0	0	0	0	0	0	0	0	0	0
1 Hr	0	0	0	0	0	0	0	0	0	0	0	0	0	0	0	0	0	0
15:00	0	0	0	0	0	0	0	0	0	0	0	0	0	0	0	0	0	0
15:15	0	0	0	0	0	0	0	0	0	0	0	0	0	0	0	0	0	0
15:30	0	0	0	0	0	0	0	0	0	0	0	0	0	0	0	0	0	0
15:45	0	0	0	0	0	0	0	0	0	0	0	0	0	0	0	0	0	0
1 Hr	0	0	0	0	0	0	0	0	0	0	0	0	0	0	0	0	0	0
16:00	0	0	0	0	0	0	0	0	0	0	0	0	0	0	0	0	0	0
16:15	0	0	0	0	0	0	0	0	0	0	0	0	0	0	0	0	0	0
16:30	0	0	0	0	0	0	0	0	0	0	0	0	0	0	0	0	0	0
16:45	0	0	0	0	0	0	0	0	0	0	0	0	0	0	0	0	0	0
1 Hr	0	0	0	0	0	0	0	0	0	0	0	0	0	0	0	0	0	0
17:00	0	0	0	0	0	0	0	0	0	0	0	0	0	0	0	0	0	0
17:15	0	0	0	0	0	0	0	0	0	0	0	0	0	0	0	0	0	0
17:30	0	0	0	0	0	0	0	0	0	0	0	0	0	0	0	0	0	0
17:45	0	0	0	0	0	0	0	0	0	0	0	0	0	0	0	0	0	0
1 Hr	0	0	0	0	0	0	0	0	0	0	0	0	0	0	0	0	0	0
18:00	0	0	0	0	0	0	0	0	0	0	0	0	0	0	0	0	0	0
18:15	0	0	0	0	0	0	0	0	0	0	0	0	0	0	0	0	0	0
18:30	0	0	0	0	0	0	0	0	0	0	0	0	0	0	0	0	0	0
18:45	0	0	0	0	0	0	0	0	0	0	0	0	0	0	0	0	0	0
1 Hr	0	0	0	0	0	0	0	0	0	0	0	0	0	0	0	0	0	0
Total	0	0	0	0	0	0	0	0	0	0	0	1	0	0	1	0	0	2

3374-IRE Ringsend Traffic Survey
Junction Turning Count
02/10/2018

Site 3 - Unnamed Road / Pigeon House Road (E) / Waste to Energy Access / Pigeon House Road (W)

Origin Arm A Unnamed Road

Destination : Arm C Waste to Energy Access								Total	**Destination :** Arm D Pigeon House Road (W)								Total	Arm Totals
PC	MC	Car	Taxi	LGV	OGV1	OGV2	PSV		PC	MC	Car	Taxi	LGV	OGV1	OGV2	PSV		
0	0	0	0	0	0	0	0	0	1	0	1	0	0	0	1	0	3	3
0	0	0	0	0	0	0	0	0	0	0	0	0	0	0	0	0	0	0
0	0	0	0	0	0	0	0	0	0	0	0	0	0	0	1	0	1	2
0	0	0	0	0	0	0	0	0	0	0	0	0	0	0	0	0	0	0
0	0	0	0	0	0	0	0	0	1	0	1	0	0	0	2	0	4	5
0	0	0	0	0	0	0	0	0	0	0	0	0	0	0	0	0	0	0
0	0	0	0	0	0	0	0	0	0	0	0	0	2	0	0	0	2	2
0	0	0	0	0	0	0	0	0	0	0	0	0	0	0	1	0	1	1
0	0	0	0	0	0	0	0	0	0	0	0	0	0	0	0	0	0	1
0	0	0	0	0	0	0	0	0	0	0	0	0	2	0	1	0	3	4
0	0	0	0	0	0	0	0	0	0	0	0	0	0	0	0	0	0	0
0	0	0	0	0	0	0	0	0	0	0	0	0	0	0	1	0	1	1
0	0	0	0	0	0	0	0	0	0	0	0	0	0	0	0	0	0	0
0	0	0	0	0	0	0	0	0	0	0	0	0	0	0	0	0	0	0
0	0	0	0	0	0	0	0	0	0	0	0	0	0	0	1	0	1	1
0	0	0	0	0	0	0	0	0	0	0	0	0	0	0	0	0	0	0
0	0	0	0	0	0	0	0	0	0	0	0	0	1	0	0	0	1	0
0	0	0	0	0	0	0	0	0	0	0	0	0	1	0	0	0	1	1
0	0	0	0	0	0	0	0	0	0	0	0	0	0	0	1	0	1	1
0	0	0	0	0	0	0	0	0	0	0	0	0	0	0	0	0	0	0
0	0	0	0	0	0	0	0	0	0	0	0	0	1	0	1	0	2	2
0	0	0	0	0	0	0	0	0	0	0	1	0	0	0	1	0	2	2
0	0	0	0	0	0	0	0	0	0	0	1	0	2	0	0	0	3	3
0	0	0	0	0	0	0	0	0	0	0	0	0	0	0	0	0	0	0
0	0	0	0	0	0	0	0	0	0	0	1	0	0	0	1	0	2	2
0	0	0	0	0	0	0	0	0	0	0	0	0	0	0	0	0	0	0
0	0	0	0	1	0	0	0	1	0	0	0	0	0	1	2	0	3	4
0	0	0	0	0	0	0	0	0	0	0	0	0	0	0	0	0	0	0
0	0	0	0	0	0	0	0	0	0	0	1	0	1	0	1	0	3	3
0	0	0	0	0	0	0	0	0	0	0	0	0	0	0	0	0	0	0
0	0	0	0	0	0	0	0	0	0	0	1	0	0	0	1	0	1	1
0	0	0	0	1	0	0	0	1	0	0	1	0	1	1	4	0	7	8
0	0	0	0	0	0	0	0	0	0	0	0	0	0	0	0	0	0	0
0	0	0	0	0	0	0	0	0	0	0	1	0	0	0	0	0	1	1
0	0	0	0	0	0	0	0	0	0	0	1	0	0	0	1	0	2	2
0	0	0	0	0	0	0	0	0	0	0	0	0	0	0	0	0	0	0
0	0	0	0	0	0	0	0	0	0	0	2	0	0	0	1	0	3	3
0	0	0	0	0	1	0	0	1	0	0	0	0	0	0	0	0	0	1
0	0	0	0	0	0	0	0	0	0	0	1	0	0	0	0	0	1	1
0	0	0	0	0	0	0	0	0	0	0	1	0	1	0	0	0	2	2
0	0	0	0	0	0	0	0	0	0	0	0	0	0	0	0	0	0	0
0	0	0	0	0	1	0	0	1	0	0	2	0	1	0	0	0	3	4
0	0	0	0	0	0	0	0	0	0	0	0	0	0	0	2	0	2	2
0	0	0	0	0	0	0	0	0	0	0	1	0	0	0	1	0	2	2
0	0	0	0	0	0	0	0	0	0	0	2	1	0	0	0	0	3	3
0	0	0	0	0	0	0	0	0	0	0	1	0	0	0	0	0	1	1
0	0	0	0	0	0	0	0	0	0	0	4	1	0	0	3	0	8	8
0	0	0	0	0	0	0	0	0	0	0	0	0	0	0	0	0	0	0
0	0	0	0	0	0	0	0	0	0	0	0	0	0	0	1	0	1	1
0	0	0	0	0	0	0	0	0	0	0	0	0	0	0	1	0	1	1
0	0	0	0	0	0	0	0	0	0	0	0	0	0	0	1	0	1	1
0	0	0	0	0	0	0	0	0	0	0	0	0	0	0	3	0	3	3
0	0	0	0	0	0	0	0	0	0	0	1	0	0	0	0	0	1	1
0	0	0	0	0	0	0	0	0	0	0	1	0	0	0	2	0	3	3
0	0	0	0	0	0	0	0	0	0	0	0	0	1	0	1	0	2	2
0	0	0	0	0	0	0	0	0	1	0	1	0	1	0	0	0	3	3
0	0	0	0	0	0	0	0	0	1	0	3	0	2	0	3	0	9	9
0	0	0	0	0	0	0	0	0	0	0	0	0	0	0	0	0	0	0
0	0	0	0	0	0	0	0	0	0	0	0	0	0	0	1	0	1	1
0	0	0	0	0	0	0	0	0	0	0	0	0	0	0	0	0	0	0
0	0	0	0	0	0	0	0	0	0	0	0	0	1	0	0	0	1	1
0	0	0	0	0	0	0	0	0	0	0	0	0	1	0	1	0	2	2
0	0	0	0	1	1	0	0	2	2	0	16	1	11	1	21	0	52	56

Tracsis plc
Traffic and Data Services

Return To Dashboard

Convert to PCU

Origin Arm B Pigeon House Road (E)

	Destination : Arm A Unnamed Road								Total	**Destination :** Arm B Pigeon House Road (E)								Total
	PC	MC	Car	Taxi	LGV	OGV1	OGV2	PSV		PC	MC	Car	Taxi	LGV	OGV1	OGV2	PSV	
07:00	0	0	0	0	0	0	0	0	0	0	0	0	0	0	0	0	0	0
07:15	0	0	1	0	0	0	0	0	1	0	0	0	0	0	0	0	0	0
07:30	0	0	0	0	0	0	0	0	0	0	0	0	0	0	0	0	0	0
07:45	0	0	0	0	0	0	0	0	0	0	0	0	0	0	0	0	0	0
1 Hr	0	0	1	0	0	0	0	0	1	0	0	0	0	0	0	0	0	0
08:00	0	0	0	0	0	0	0	0	0	0	0	0	0	0	0	0	0	0
08:15	0	0	0	0	0	0	0	0	0	0	0	0	0	0	0	0	0	0
08:30	0	0	0	0	0	0	0	0	0	0	0	0	0	0	0	0	0	0
08:45	0	0	0	0	0	0	0	0	0	0	0	0	0	0	0	0	0	0
1 Hr	0	0	0	0	0	0	0	0	0	0	0	0	0	0	0	0	0	0
09:00	0	0	0	0	0	0	0	0	0	0	0	0	0	0	0	0	0	0
09:15	0	0	0	0	0	0	0	0	0	0	0	0	0	0	0	0	0	0
09:30	0	0	0	0	0	0	0	0	0	0	0	0	0	0	0	0	0	0
09:45	0	0	0	0	0	0	0	0	0	0	0	0	0	0	0	0	0	0
1 Hr	0	0	0	0	0	0	0	0	0	0	0	0	0	0	0	0	0	0
10:00	0	0	0	0	0	0	0	0	0	0	0	0	0	0	0	0	0	0
10:15	0	0	0	0	0	0	0	0	0	0	0	0	0	0	0	0	0	0
10:30	0	0	0	0	0	0	0	0	0	0	0	0	0	0	0	0	0	0
10:45	0	0	0	0	0	0	0	0	0	0	0	0	0	0	0	0	0	0
1 Hr	0	0	0	0	0	0	0	0	0	0	0	0	0	0	0	0	0	0
11:00	0	0	0	0	0	0	0	0	0	0	0	0	0	0	0	0	0	0
11:15	0	0	1	0	0	0	0	0	1	0	0	0	0	0	0	0	0	0
11:30	0	0	0	0	0	0	1	0	1	0	0	0	0	0	0	0	0	0
11:45	0	0	0	0	0	0	0	0	0	0	0	0	0	0	0	0	0	0
1 Hr	0	0	1	0	0	0	1	0	2	0	0	0	0	0	0	0	0	0
12:00	0	0	0	0	0	0	0	0	0	0	0	0	0	0	0	0	0	0
12:15	0	0	0	0	0	0	0	0	0	0	0	0	0	0	0	0	0	0
12:30	0	0	0	0	0	0	0	0	0	0	0	0	0	0	0	0	0	0
12:45	0	0	0	0	0	0	0	0	0	0	0	0	0	0	0	0	0	0
1 Hr	0	0	0	0	0	0	0	0	0	0	0	0	0	0	0	0	0	0
13:00	0	0	0	0	0	0	0	0	0	0	0	0	0	0	0	0	0	0
13:15	0	0	0	0	0	0	0	0	0	0	0	0	0	0	0	0	0	0
13:30	0	0	0	0	0	0	0	0	0	0	0	0	0	0	0	0	0	0
13:45	0	0	0	0	0	0	0	0	0	0	0	0	0	0	0	0	0	0
1 Hr	0	0	0	0	0	0	0	0	0	0	0	0	0	0	0	0	0	0
14:00	0	0	0	0	0	0	0	0	0	0	0	0	0	0	0	0	0	0
14:15	0	0	0	0	0	0	0	0	0	0	0	0	0	0	0	0	0	0
14:30	0	0	0	0	0	0	0	0	0	0	0	0	0	0	0	0	0	0
14:45	0	0	0	0	0	0	0	0	0	0	0	0	0	0	0	0	0	0
1 Hr	0	0	0	0	0	0	0	0	0	0	0	0	0	0	0	0	0	0
15:00	0	0	0	0	0	0	0	0	0	0	0	0	0	0	0	0	0	0
15:15	0	0	0	0	0	0	0	0	0	0	0	0	0	0	0	0	0	0
15:30	0	0	0	0	1	0	0	0	1	0	0	0	0	0	0	0	0	0
15:45	0	0	0	0	0	0	0	0	0	0	0	0	0	0	0	0	0	0
1 Hr	0	0	0	0	1	0	0	0	1	0	0	0	0	0	0	0	0	0
16:00	0	0	0	0	0	0	0	0	0	0	0	0	0	0	0	0	0	0
16:15	0	0	0	0	0	0	0	0	0	0	0	0	0	0	0	0	0	0
16:30	0	0	0	0	0	0	0	0	0	0	0	0	0	0	0	0	0	0
16:45	0	0	0	0	0	0	0	0	0	0	0	0	0	0	0	0	0	0
1 Hr	0	0	0	0	0	0	0	0	0	0	0	0	0	0	0	0	0	0
17:00	0	0	0	0	0	0	0	0	0	0	0	0	0	0	0	0	0	0
17:15	0	0	0	0	0	0	0	0	0	0	0	0	0	0	0	0	0	0
17:30	0	0	0	0	0	0	0	0	0	0	0	0	0	0	0	0	0	0
17:45	0	0	0	0	0	0	0	0	0	0	0	0	0	0	0	0	0	0
1 Hr	0	0	0	0	0	0	0	0	0	0	0	0	0	0	0	0	0	0
18:00	0	0	0	0	0	0	0	0	0	0	0	0	0	0	0	0	0	0
18:15	0	0	0	0	0	0	0	0	0	0	0	0	0	0	0	0	0	0
18:30	0	0	0	0	0	0	0	0	0	0	0	0	0	0	0	0	0	0
18:45	0	0	0	0	0	0	0	0	0	0	0	0	0	0	0	0	0	0
1 Hr	0	0	0	0	0	0	0	0	0	0	0	0	0	0	0	0	0	0
Total	0	0	2	0	1	0	1	0	4	0	0	0	0	0	0	0	0	0

3374-IRE Ringsend Traffic Survey
Junction Turning Count
02/10/2018

Site 3 - Unnamed Road / Pigeon House Road (E) / Waste to Energy Access / Pigeon House Road (W)

Origin Arm B Pigeon House Road (E)

Destination : Arm C Waste to Energy Access								Total	**Destination :** Arm D Pigeon House Road (W)								Total	Arm Totals
PC	MC	Car	Taxi	LGV	OGV1	OGV2	PSV		PC	MC	Car	Taxi	LGV	OGV1	OGV2	PSV		
0	0	0	0	0	0	0	0	0	0	0	2	0	1	0	1	0	4	4
0	0	0	0	0	0	0	0	0	0	0	5	0	0	0	1	0	6	7
0	0	1	0	0	0	0	0	1	0	0	5	0	0	0	0	0	5	6
0	0	0	0	0	0	0	0	0	0	0	2	1	0	0	0	0	3	3
0	0	1	0	0	0	0	0	1	0	0	14	1	1	0	2	0	18	20
0	0	0	0	0	0	0	0	0	0	0	4	0	0	1	0	0	5	5
0	0	0	0	0	0	0	0	0	1	0	2	0	0	1	0	0	4	4
0	0	0	0	0	0	0	0	0	0	0	4	0	1	1	0	0	6	6
0	0	0	0	0	0	0	0	0	0	0	2	0	0	1	0	0	3	3
0	0	0	0	0	0	0	0	0	1	0	12	0	1	4	0	0	18	18
0	0	0	0	0	0	0	0	0	0	0	2	0	1	0	0	0	3	3
0	0	0	0	0	0	0	0	0	0	0	1	0	0	3	0	0	4	4
0	0	0	0	0	0	0	0	0	0	0	6	0	1	0	0	0	7	7
0	0	0	0	0	0	0	0	0	0	0	3	1	2	0	0	0	6	6
0	0	0	0	0	0	0	0	0	0	0	12	1	4	3	0	0	20	20
0	0	0	0	0	0	0	0	0	0	0	2	0	2	0	1	0	5	5
0	0	0	0	0	0	0	0	0	0	0	4	1	2	0	0	0	7	7
0	0	0	0	0	0	0	0	0	0	0	5	0	3	1	1	0	10	10
0	0	0	0	1	0	0	0	1	0	0	4	0	2	1	0	0	7	8
0	0	0	0	1	0	0	0	1	0	0	15	1	9	2	2	0	29	30
0	0	0	0	0	0	0	0	0	0	0	5	0	4	0	1	0	10	10
0	0	0	0	0	0	0	0	0	0	0	7	0	1	0	0	0	8	9
0	0	0	0	0	0	0	0	0	1	0	3	0	1	0	1	0	6	7
0	0	0	0	0	0	0	0	0	1	0	7	0	2	2	0	0	12	12
0	0	0	0	0	0	0	0	0	2	0	22	0	8	2	2	0	36	38
0	0	0	0	0	0	0	0	0	1	0	3	0	1	3	2	0	10	10
0	0	0	0	0	0	0	0	0	0	0	8	0	2	1	1	0	12	12
0	0	0	0	0	0	0	0	0	2	0	2	0	6	0	0	0	10	10
0	0	0	0	0	0	0	0	0	0	0	4	0	2	0	0	0	6	6
0	0	0	0	0	0	0	0	0	3	0	17	0	11	4	3	0	38	38
0	0	0	0	0	0	0	0	0	1	0	9	0	4	2	0	0	16	16
0	0	0	0	0	0	0	0	0	0	0	12	0	2	0	0	0	14	14
0	0	0	0	0	0	0	0	0	1	0	6	0	2	1	0	0	10	10
0	0	0	0	0	0	0	0	0	0	1	8	1	3	2	2	0	17	17
0	0	0	0	0	0	0	0	0	2	1	35	1	11	5	2	0	57	57
0	0	0	0	0	0	0	0	0	0	0	7	0	1	0	0	0	8	8
0	0	0	0	0	0	0	0	0	0	0	9	0	0	1	0	0	10	10
0	0	0	0	1	0	0	0	1	1	0	5	0	4	0	0	0	10	11
0	0	0	0	0	0	0	0	0	0	1	4	0	0	0	0	0	5	5
0	0	0	0	1	0	0	0	1	1	1	25	0	5	1	0	0	33	34
0	0	0	0	0	0	0	0	0	0	0	4	0	0	1	1	0	6	6
0	0	0	0	0	0	0	0	0	1	1	4	0	4	1	1	0	12	12
0	0	0	0	0	0	0	0	0	0	0	6	1	2	0	1	0	10	11
0	0	0	0	0	0	0	0	0	0	0	14	2	4	0	0	0	20	20
0	0	0	0	0	0	0	0	0	1	1	28	3	10	2	3	0	48	49
0	0	0	0	0	0	0	0	0	4	0	30	0	0	0	0	0	34	34
0	0	0	0	0	0	0	0	0	0	0	6	0	4	0	1	0	11	11
0	0	0	0	0	0	0	0	0	0	0	8	0	4	1	0	0	13	13
0	0	0	0	1	0	2	0	3	1	0	6	0	0	1	0	0	8	11
0	0	0	0	1	0	2	0	3	5	0	50	0	8	2	1	0	66	69
0	0	0	0	0	0	0	0	0	1	0	6	0	0	1	0	0	8	8
0	0	0	0	0	0	0	0	0	0	0	6	0	1	0	0	0	7	7
0	0	0	0	0	0	0	0	0	0	0	5	0	5	0	0	0	10	10
0	0	0	0	0	0	0	0	0	0	1	6	0	1	0	0	0	8	8
0	0	0	0	0	0	0	0	0	1	1	23	0	7	1	0	0	33	33
0	0	0	0	0	0	0	0	0	3	1	7	0	3	0	0	0	14	14
0	0	0	0	0	0	0	0	0	2	0	9	0	0	0	0	0	11	11
0	0	0	0	0	0	0	0	0	2	0	3	0	1	0	0	0	6	6
0	0	0	0	0	0	0	0	0	1	0	4	0	0	0	0	0	5	5
0	0	0	0	0	0	0	0	0	8	1	23	0	4	0	0	0	36	36
0	0	1	0	3	0	2	0	6	24	5	276	7	79	26	15	0	432	442

Tracsis plc
Traffic and Data Services

Return To Dashboard

Convert to PCU

Origin Arm C Waste to Energy Access

	Destination : Arm A Unnamed Road								Total	**Destination :** Arm B Pigeon House Road (E)								Total
	PC	MC	Car	Taxi	LGV	OGV1	OGV2	PSV		PC	MC	Car	Taxi	LGV	OGV1	OGV2	PSV	
07:00	0	0	0	0	0	0	0	0	0	0	0	0	0	0	0	0	0	0
07:15	0	0	0	0	0	0	0	0	0	0	0	0	0	0	0	0	0	0
07:30	0	0	0	0	0	0	0	0	0	0	0	0	0	0	0	0	0	0
07:45	0	0	0	0	0	0	0	0	0	0	0	0	0	0	0	0	0	0
1 Hr	0	0	0	0	0	0	0	0	0	0	0	0	0	0	0	0	0	0
08:00	0	0	0	0	0	0	0	0	0	0	0	0	0	1	0	0	0	1
08:15	0	0	0	0	0	0	0	0	0	0	0	0	0	0	0	0	0	0
08:30	0	0	0	0	0	0	0	0	0	0	0	0	0	0	0	0	0	0
08:45	0	0	0	0	0	0	0	0	0	0	0	0	0	0	0	0	0	0
1 Hr	0	0	0	0	0	0	0	0	0	0	0	0	0	1	0	0	0	1
09:00	0	0	0	0	0	0	0	0	0	0	0	0	0	0	0	0	0	0
09:15	0	0	0	0	0	0	0	0	0	0	0	0	0	0	0	0	0	0
09:30	0	0	0	0	0	0	0	0	0	0	0	0	0	0	0	0	0	0
09:45	0	0	0	0	0	0	0	0	0	0	0	0	0	0	0	0	0	0
1 Hr	0	0	0	0	0	0	0	0	0	0	0	0	0	0	0	0	0	0
10:00	0	0	0	0	0	0	0	0	0	0	0	0	0	0	0	0	0	0
10:15	0	0	0	0	0	0	0	0	0	0	0	0	0	0	0	0	0	0
10:30	0	0	0	0	0	0	0	0	0	0	0	0	0	0	0	0	0	0
10:45	0	0	0	0	0	0	0	0	0	0	0	0	0	0	0	0	0	0
1 Hr	0	0	0	0	0	0	0	0	0	0	0	0	0	0	0	0	0	0
11:00	0	0	0	0	0	0	0	0	0	0	0	0	0	0	0	0	0	0
11:15	0	0	0	0	0	0	0	0	0	0	0	0	0	0	0	0	0	0
11:30	0	0	0	0	0	0	0	0	0	0	0	0	0	0	0	0	0	0
11:45	0	0	0	0	0	0	0	0	0	0	0	0	0	0	0	0	0	0
1 Hr	0	0	0	0	0	0	0	0	0	0	0	0	0	0	0	0	0	0
12:00	0	0	0	0	0	0	0	0	0	0	0	0	0	0	0	0	0	0
12:15	0	0	0	0	0	0	0	0	0	0	0	0	0	0	0	0	0	0
12:30	0	0	0	0	0	0	0	0	0	0	0	0	0	0	0	0	0	0
12:45	0	0	0	0	0	0	0	0	0	0	0	0	0	0	0	0	0	0
1 Hr	0	0	0	0	0	0	0	0	0	0	0	0	0	0	0	0	0	0
13:00	0	0	0	0	0	0	0	0	0	0	0	0	0	0	0	0	0	0
13:15	0	0	0	0	0	0	0	0	0	0	0	0	0	0	0	0	0	0
13:30	0	0	0	0	0	0	0	0	0	0	0	0	0	0	0	0	0	0
13:45	0	0	0	0	0	0	0	0	0	0	0	0	0	0	0	0	0	0
1 Hr	0	0	0	0	0	0	0	0	0	0	0	0	0	0	0	0	0	0
14:00	0	0	0	0	0	0	0	0	0	0	0	0	0	0	0	0	0	0
14:15	0	0	0	0	0	0	0	0	0	0	0	0	0	0	0	0	0	0
14:30	0	0	0	0	0	0	0	0	0	0	0	0	0	0	0	0	0	0
14:45	0	0	0	0	0	0	0	0	0	0	0	0	0	0	0	0	0	0
1 Hr	0	0	0	0	0	0	0	0	0	0	0	0	0	0	0	0	0	0
15:00	0	0	0	0	0	0	0	0	0	0	0	0	0	0	0	0	0	0
15:15	0	0	0	0	0	0	0	0	0	0	0	0	0	0	0	0	0	0
15:30	0	0	0	0	0	0	0	0	0	0	0	0	0	0	0	0	0	0
15:45	0	0	0	0	0	0	0	0	0	0	0	0	0	0	0	0	0	0
1 Hr	0	0	0	0	0	0	0	0	0	0	0	0	0	0	0	0	0	0
16:00	0	0	0	0	0	0	0	0	0	0	0	0	0	0	0	0	0	0
16:15	0	0	0	0	0	0	0	0	0	0	0	0	0	0	0	0	0	0
16:30	0	0	0	0	0	0	0	0	0	0	0	0	0	0	0	0	0	0
16:45	0	0	0	0	0	0	0	0	0	0	0	0	0	0	0	0	0	0
1 Hr	0	0	0	0	0	0	0	0	0	0	0	0	0	0	0	0	0	0
17:00	0	0	0	0	0	0	0	0	0	0	0	0	0	0	0	0	0	0
17:15	0	0	0	0	0	0	0	0	0	0	0	0	0	0	0	0	0	0
17:30	0	0	0	0	0	0	0	0	0	0	0	0	0	0	0	0	0	0
17:45	0	0	0	0	0	0	0	0	0	0	0	0	0	0	0	0	0	0
1 Hr	0	0	0	0	0	0	0	0	0	0	0	0	0	0	0	0	0	0
18:00	0	0	0	0	0	0	0	0	0	0	0	0	0	0	0	0	0	0
18:15	0	0	0	0	0	0	0	0	0	0	0	0	0	0	0	0	0	0
18:30	0	0	0	0	0	0	0	0	0	0	0	0	0	0	0	0	0	0
18:45	0	0	0	0	0	0	0	0	0	0	0	0	0	0	0	0	0	0
1 Hr	0	0	0	0	0	0	0	0	0	0	0	0	0	0	0	0	0	0
Total	0	0	0	0	0	0	0	0	0	0	0	0	0	1	0	0	0	1

3374-IRE Ringsend Traffic Survey
Junction Turning Count
02/10/2018

Site 3 - Unnamed Road / Pigeon House Road (E) / Waste to Energy Access / Pigeon House Road (W)

Origin Arm C Waste to Energy Access

Destination : Arm C Waste to Energy Access								Total	**Destination :** Arm D Pigeon House Road (W)								Total	Arm Totals
PC	MC	Car	Taxi	LGV	OGV1	OGV2	PSV		PC	MC	Car	Taxi	LGV	OGV1	OGV2	PSV		
0	0	0	0	0	0	0	0	0	0	0	0	0	0	0	0	0	0	0
0	0	0	0	0	0	0	0	0	0	0	0	0	0	0	0	0	0	0
0	0	0	0	0	0	0	0	0	0	0	0	0	0	0	1	0	1	1
0	0	0	0	0	0	0	0	0	0	0	1	0	0	0	0	0	1	1
0	0	0	0	0	0	0	0	0	0	0	1	0	0	0	1	0	2	2
0	0	0	0	0	0	0	0	0	0	0	0	0	0	0	0	0	0	1
0	0	0	0	0	0	0	0	0	0	0	1	0	0	1	5	0	7	7
0	0	0	0	0	0	0	0	0	0	0	0	0	1	0	2	0	3	3
0	0	0	0	0	0	0	0	0	0	0	0	0	0	0	0	0	0	0
0	0	0	0	0	0	0	0	0	0	0	1	0	1	1	7	0	10	11
0	0	0	0	0	0	0	0	0	0	0	0	0	0	1	2	0	3	3
0	0	0	0	0	0	0	0	0	0	0	0	0	0	2	0	0	2	2
0	0	0	0	0	0	0	0	0	0	0	0	0	0	0	0	0	0	0
0	0	0	0	0	0	0	0	0	0	0	0	0	0	0	3	0	3	3
0	0	0	0	0	0	0	0	0	0	0	0	0	0	3	5	0	8	8
0	0	0	0	0	0	0	0	0	0	0	0	0	0	1	1	0	2	2
0	0	0	0	0	0	0	0	0	0	0	0	0	0	1	6	0	7	7
0	0	0	0	0	0	0	0	0	0	0	0	0	0	0	2	0	2	2
0	0	0	0	0	0	0	0	0	0	0	0	0	1	0	4	0	5	5
0	0	0	0	0	0	0	0	0	0	0	0	0	1	2	13	0	16	16
0	0	0	0	0	0	0	0	0	0	0	0	0	0	0	1	0	1	1
0	0	0	0	0	0	0	0	0	0	0	0	0	0	0	3	0	3	3
0	0	0	0	0	0	0	0	0	0	0	0	0	0	0	3	0	3	3
0	0	0	0	0	0	0	0	0	0	0	0	0	0	3	3	0	6	6
0	0	0	0	0	0	0	0	0	0	0	0	0	0	3	10	0	13	13
0	0	0	0	0	0	0	0	0	0	0	0	0	0	1	2	0	3	3
0	0	0	0	0	0	0	0	0	0	0	0	0	2	1	1	0	4	4
0	0	0	0	0	0	0	0	0	0	0	0	0	0	1	1	0	2	2
0	0	0	0	0	0	0	0	0	0	0	0	0	1	0	0	0	1	1
0	0	0	0	0	0	0	0	0	0	0	0	0	3	3	4	0	10	10
0	0	0	0	0	0	0	0	0	0	0	0	0	0	0	1	0	1	1
0	0	0	0	0	0	0	0	0	0	0	0	0	0	0	6	0	6	6
0	0	0	0	0	0	0	0	0	0	0	0	0	0	0	1	0	1	1
0	0	0	0	0	0	0	0	0	0	0	0	0	0	0	3	0	3	3
0	0	0	0	0	0	0	0	0	0	0	0	0	0	0	11	0	11	11
0	0	0	0	0	0	0	0	0	0	0	0	0	0	2	1	0	3	3
0	0	0	0	0	0	0	0	0	0	0	0	0	1	1	3	0	5	5
0	0	0	0	0	0	0	0	0	0	0	0	0	1	3	0	0	4	4
0	0	0	0	0	0	0	0	0	0	0	0	0	1	0	3	0	4	4
0	0	0	0	0	0	0	0	0	0	0	0	0	3	6	7	0	16	16
0	0	0	0	0	0	0	0	0	0	0	0	0	0	0	2	0	2	2
0	0	0	0	0	0	0	0	0	0	0	1	0	1	4	3	0	9	9
0	0	0	0	0	0	0	0	0	0	0	0	0	1	1	0	0	2	2
0	0	0	0	0	0	0	0	0	0	0	0	0	0	2	3	0	5	5
0	0	0	0	0	0	0	0	0	0	0	1	0	2	7	8	0	18	18
0	0	0	0	0	0	0	0	0	0	0	1	0	0	0	3	0	4	4
0	0	0	0	0	0	0	0	0	0	0	0	0	0	0	0	0	0	0
0	0	0	0	0	0	0	0	0	0	0	0	0	0	0	1	0	1	1
0	0	0	0	0	0	0	0	0	0	0	0	0	0	0	1	0	1	1
0	0	0	0	0	0	0	0	0	0	0	1	0	0	0	5	0	6	6
0	0	0	0	0	0	0	0	0	0	0	0	0	0	0	4	0	4	4
0	0	0	0	0	0	0	0	0	0	0	0	0	0	0	1	0	1	1
0	0	0	0	0	0	0	0	0	0	0	0	0	0	0	4	0	4	4
0	0	0	0	0	0	0	0	0	0	0	1	0	0	0	3	0	4	4
0	0	0	0	0	0	0	0	0	0	0	1	0	0	0	12	0	13	13
0	0	0	0	0	0	0	0	0	0	0	0	0	0	0	1	0	1	1
0	0	0	0	0	0	0	0	0	0	0	0	0	0	0	2	0	2	2
0	0	0	0	0	0	0	0	0	0	0	0	0	0	0	1	0	1	1
0	0	0	0	0	0	0	0	0	0	0	0	0	0	0	3	0	3	3
0	0	0	0	0	0	0	0	0	0	0	0	0	0	0	7	0	7	7
0	0	0	0	0	0	0	0	0	0	0	5	0	10	25	90	0	130	131

Tracsis plc
Traffic and Data Services

Return To Dashboard

Convert to PCU

Origin Arm D Pigeon House Road (W)

	Destination : Arm A Unnamed Road								Total	**Destination :** Arm B Pigeon House Road (E)								Total
	PC	MC	Car	Taxi	LGV	OGV1	OGV2	PSV		PC	MC	Car	Taxi	LGV	OGV1	OGV2	PSV	
07:00	0	0	0	0	0	0	0	0	0	0	1	16	0	0	0	1	0	18
07:15	0	0	1	0	0	0	1	0	2	1	0	13	0	2	1	0	0	17
07:30	0	0	0	0	1	0	0	0	1	1	0	12	0	8	0	0	0	21
07:45	0	0	0	0	0	0	0	0	0	1	2	4	1	0	1	0	0	9
1 Hr	0	0	1	0	1	0	1	0	3	3	3	45	1	10	2	1	0	65
08:00	0	0	0	0	0	0	0	0	0	2	0	8	0	2	0	0	0	12
08:15	0	0	0	0	0	0	1	0	1	1	0	12	0	2	0	0	0	15
08:30	0	0	0	0	0	0	0	0	0	0	1	4	0	1	2	0	0	8
08:45	0	0	0	0	0	0	1	0	1	1	0	3	0	2	0	0	0	6
1 Hr	0	0	0	0	0	0	2	0	2	4	1	27	0	7	2	0	0	41
09:00	0	0	0	0	1	0	0	0	1	1	0	3	0	3	3	0	0	10
09:15	0	0	0	0	0	0	0	0	0	0	0	6	0	0	0	0	0	6
09:30	0	0	1	0	0	0	0	0	1	0	0	6	0	2	0	1	0	9
09:45	0	0	0	0	0	0	0	0	0	2	0	5	0	1	0	0	0	8
1 Hr	0	0	1	0	1	0	0	0	2	3	0	20	0	6	3	1	0	33
10:00	0	0	1	0	0	0	0	0	1	2	0	8	0	1	0	1	0	12
10:15	0	0	1	0	0	0	2	0	3	4	0	7	0	6	2	0	0	19
10:30	0	0	0	0	0	0	1	0	1	0	0	4	0	2	1	1	0	8
10:45	0	0	0	0	0	0	0	0	0	0	0	7	0	1	0	0	0	8
1 Hr	0	0	2	0	0	0	3	0	5	6	0	26	0	10	3	2	0	47
11:00	0	0	2	0	0	0	0	0	2	0	0	7	0	1	1	0	0	9
11:15	0	0	0	0	0	0	0	0	0	1	0	6	0	1	0	0	0	8
11:30	0	0	0	0	1	0	2	0	3	0	0	9	0	1	3	4	0	17
11:45	0	0	0	0	1	1	2	0	4	0	0	4	0	3	1	1	0	9
1 Hr	0	0	2	0	2	1	4	0	9	1	0	26	0	6	5	5	0	43
12:00	0	0	0	0	1	0	0	0	1	0	0	7	0	1	0	0	0	8
12:15	0	0	0	0	0	0	1	0	1	0	0	8	0	7	2	0	0	17
12:30	0	0	0	0	0	0	0	0	0	0	0	4	0	2	2	0	0	8
12:45	0	0	0	0	0	0	0	0	0	0	0	3	0	4	0	0	0	7
1 Hr	0	0	0	0	1	0	1	0	2	0	0	22	0	14	4	0	0	40
13:00	0	0	1	0	0	0	1	0	2	0	0	9	0	4	1	0	0	14
13:15	0	0	0	0	0	0	0	0	0	0	0	6	0	2	1	1	0	10
13:30	0	0	1	0	0	0	0	0	1	0	0	7	0	1	0	0	0	8
13:45	0	0	0	0	0	0	0	0	0	0	0	7	1	4	1	0	0	13
1 Hr	0	0	2	0	0	0	1	0	3	0	0	29	1	11	3	1	0	45
14:00	0	0	0	0	0	1	1	0	2	0	0	7	0	3	1	0	0	11
14:15	0	0	0	0	0	0	0	0	0	0	0	7	0	2	0	0	0	9
14:30	0	0	0	0	0	0	0	0	0	0	0	6	0	2	0	0	0	8
14:45	0	0	0	0	0	0	3	0	3	0	0	3	1	2	2	1	0	9
1 Hr	0	0	0	0	0	1	4	0	5	0	0	23	1	9	3	1	0	37
15:00	0	0	1	0	0	0	0	0	1	0	0	3	0	2	0	1	0	6
15:15	0	0	0	0	0	0	0	0	0	0	0	8	1	2	0	2	0	13
15:30	0	0	0	0	0	0	2	0	2	0	0	9	1	1	0	0	0	11
15:45	0	0	0	0	0	0	0	0	0	0	0	5	0	1	0	0	0	6
1 Hr	0	0	1	0	0	0	2	0	3	0	0	25	2	6	0	3	0	36
16:00	0	0	0	0	0	0	1	0	1	0	0	3	0	1	1	0	0	5
16:15	0	0	0	0	1	0	0	0	1	0	0	2	0	1	1	0	0	4
16:30	0	0	0	0	0	0	1	0	1	0	0	4	0	0	0	0	0	4
16:45	0	0	0	0	0	0	0	0	0	0	0	2	0	0	0	0	0	2
1 Hr	0	0	0	0	1	0	2	0	3	0	0	11	0	2	2	0	0	15
17:00	0	0	0	0	0	0	2	0	2	1	0	2	0	0	0	0	0	3
17:15	0	0	0	0	0	0	0	0	0	0	0	3	0	1	0	0	0	4
17:30	0	0	0	0	1	0	0	0	1	0	0	7	0	0	0	0	0	7
17:45	0	0	0	0	0	0	0	0	0	0	0	3	0	2	0	0	0	5
1 Hr	0	0	0	0	1	0	2	0	3	1	0	15	0	3	0	0	0	19
18:00	0	0	0	0	0	0	0	0	0	1	0	5	0	0	0	0	0	6
18:15	0	0	0	0	0	0	0	0	0	0	1	3	0	0	0	0	0	4
18:30	1	0	2	0	1	0	0	0	4	0	0	4	0	0	0	0	0	4
18:45	0	0	0	0	0	0	0	0	0	0	0	1	0	0	0	0	0	1
1 Hr	1	0	2	0	1	0	0	0	4	1	1	13	0	0	0	0	0	15
Total	1	0	11	0	8	2	22	0	44	19	5	282	5	84	27	14	0	436

3374-IRE Ringsend Traffic Survey
Junction Turning Count
02/10/2018

Site 3 - Unnamed Road / Pigeon House Road (E) / Waste to Energy Access / Pigeon House Road (W)

Origin Arm D Pigeon House Road (W)

Destination : Arm C Waste to Energy Access								Total	**Destination :** Arm D Pigeon House Road (W)								Total	Arm Totals
PC	MC	Car	Taxi	LGV	OGV1	OGV2	PSV		PC	MC	Car	Taxi	LGV	OGV1	OGV2	PSV		
0	0	0	0	0	0	0	0	0	0	0	0	0	0	0	0	0	0	18
0	0	0	0	0	0	0	0	0	0	0	0	0	0	0	0	0	0	19
0	0	0	0	0	0	0	0	0	0	0	0	0	0	0	0	0	0	22
0	0	1	0	0	0	1	0	2	0	0	0	0	0	0	0	0	0	11
0	0	1	0	0	0	1	0	2	0	0	0	0	0	0	0	0	0	70
0	0	1	0	2	0	4	0	7	0	0	0	0	0	0	0	0	0	19
0	0	0	0	0	1	3	0	4	0	0	0	0	0	0	0	0	0	20
0	0	0	0	0	0	0	0	0	0	0	0	0	0	0	0	0	0	8
0	0	0	0	0	0	1	0	1	0	0	0	0	0	0	0	0	0	8
0	0	1	0	2	1	8	0	12	0	0	0	0	0	0	0	0	0	55
0	0	0	0	0	2	0	0	2	0	0	0	0	0	0	0	0	0	13
0	0	0	0	0	1	2	0	3	0	0	0	0	0	0	0	0	0	9
0	0	0	0	0	0	3	0	3	0	0	0	0	0	0	0	0	0	13
0	0	0	0	0	2	6	0	8	0	0	0	0	0	0	0	0	0	16
0	0	0	0	0	5	11	0	16	0	0	0	0	0	0	0	0	0	51
0	0	0	0	1	0	3	0	4	0	0	0	0	0	0	0	0	0	17
0	0	0	0	0	0	1	0	1	0	0	1	0	0	0	0	0	1	24
0	0	0	0	0	0	5	0	5	0	0	0	0	0	1	0	0	1	15
0	0	0	0	0	0	2	0	2	0	0	0	0	0	0	0	0	0	10
0	0	0	0	1	0	11	0	12	0	0	1	0	0	1	0	0	2	66
0	0	0	0	0	0	2	0	2	0	0	0	0	0	0	0	0	0	13
0	0	0	0	0	0	1	0	1	0	0	0	0	0	0	0	0	0	9
0	0	0	0	0	4	2	0	6	0	0	0	0	0	0	0	0	0	26
0	0	0	0	0	0	2	0	2	0	0	0	0	0	0	0	0	0	15
0	0	0	0	0	4	7	0	11	0	0	0	0	0	0	0	0	0	63
0	0	0	0	0	0	0	0	0	0	0	0	0	0	0	0	0	0	9
0	0	0	0	0	2	1	0	3	0	0	0	0	0	0	0	0	0	21
0	0	0	0	0	0	0	0	0	0	0	0	0	0	0	0	0	0	8
0	0	0	0	0	1	4	0	5	0	0	0	0	0	1	0	0	1	13
0	0	0	0	0	3	5	0	8	0	0	0	0	0	1	0	0	1	51
0	0	0	0	2	0	4	0	6	0	0	0	0	0	0	0	0	0	22
0	0	0	0	0	0	2	0	2	0	0	0	0	0	0	0	0	0	12
0	0	0	0	0	0	1	0	1	0	0	0	0	0	0	0	0	0	10
0	0	0	0	0	0	4	0	4	0	0	0	0	0	0	0	0	0	17
0	0	0	0	2	0	11	0	13	0	0	0	0	0	0	0	0	0	61
0	0	0	0	0	1	1	0	2	0	0	0	0	0	0	0	0	0	15
0	0	0	0	1	4	1	0	6	0	0	0	0	0	0	0	0	0	15
0	0	0	0	0	2	0	0	2	0	0	0	0	0	0	0	0	0	10
0	0	0	0	2	0	2	0	4	0	0	0	0	0	0	0	0	0	16
0	0	0	0	3	7	4	0	14	0	0	0	0	0	0	0	0	0	56
0	0	0	0	0	3	2	0	5	0	0	0	0	0	0	0	0	0	12
0	0	0	0	0	1	1	0	2	0	0	0	0	0	0	0	0	0	15
0	0	1	0	0	2	3	0	6	0	0	0	0	0	0	0	0	0	19
0	0	0	0	0	0	4	0	4	0	0	0	0	0	0	0	0	0	10
0	0	1	0	0	6	10	0	17	0	0	0	0	0	0	0	0	0	56
1	0	0	0	0	0	1	0	2	0	0	0	0	0	0	0	0	0	8
0	0	0	0	1	0	5	0	6	0	0	0	0	0	0	0	0	0	11
0	0	0	0	0	0	1	0	1	0	0	0	0	0	0	0	0	0	6
0	0	0	0	0	0	3	0	3	0	0	0	0	0	0	0	0	0	5
1	0	0	0	1	0	10	0	12	0	0	0	0	0	0	0	0	0	30
0	0	0	0	0	0	2	0	2	0	0	0	0	0	0	0	0	0	7
1	0	0	0	0	0	2	0	3	0	0	0	0	0	0	0	0	0	7
0	0	0	0	0	0	2	0	2	0	0	0	0	0	0	0	0	0	10
0	0	0	0	1	0	1	0	2	0	0	0	0	0	0	0	0	0	7
1	0	0	0	1	0	7	0	9	0	0	0	0	0	0	0	0	0	31
0	0	0	0	0	0	1	0	1	0	0	0	0	0	0	0	0	0	7
0	0	0	0	1	0	1	0	2	0	0	0	0	0	0	0	0	0	6
0	0	0	0	1	0	2	0	3	0	0	0	0	0	0	0	0	0	11
0	0	0	0	0	0	2	0	2	0	0	0	0	0	0	0	0	0	3
0	0	0	0	2	0	6	0	8	0	0	0	0	0	0	0	0	0	27
2	0	3	0	12	26	91	0	134	0	0	1	0	0	2	0	0	3	617

Tracsis plc
Traffic and Data Services

Return To Dashboard

Convert to PCU

ORIGIN SUMMARY

	Origin : Arm A Unnamed Road								Total	Origin : Arm B Pigeon House Road (E)								Total
	PC	MC	Car	Taxi	LGV	OGV1	OGV2	PSV		PC	MC	Car	Taxi	LGV	OGV1	OGV2	PSV	
07:00	1	0	1	0	0	0	1	0	3	0	0	2	0	1	0	1	0	4
07:15	0	0	0	0	0	0	0	0	0	0	0	6	0	0	0	1	0	7
07:30	0	0	1	0	0	0	1	0	2	0	0	6	0	0	0	0	0	6
07:45	0	0	0	0	0	0	0	0	0	0	0	2	1	0	0	0	0	3
1 Hr	1	0	2	0	0	0	2	0	5	0	0	16	1	1	0	2	0	20
08:00	0	0	0	0	0	0	0	0	0	0	0	4	0	0	1	0	0	5
08:15	0	0	0	0	2	0	0	0	2	1	0	2	0	0	1	0	0	4
08:30	0	0	0	0	0	0	1	0	1	0	0	4	0	1	1	0	0	6
08:45	0	0	0	0	0	1	0	0	1	0	0	2	0	0	1	0	0	3
1 Hr	0	0	0	0	2	1	1	0	4	1	0	12	0	1	4	0	0	18
09:00	0	0	0	0	0	0	0	0	0	0	0	2	0	1	0	0	0	3
09:15	0	0	0	0	0	0	1	0	1	0	0	1	0	0	3	0	0	4
09:30	0	0	0	0	0	0	0	0	0	0	0	6	0	1	0	0	0	7
09:45	0	0	0	0	0	0	0	0	0	0	0	3	1	2	0	0	0	6
1 Hr	0	0	0	0	0	0	1	0	1	0	0	12	1	4	3	0	0	20
10:00	0	0	0	0	0	0	0	0	0	0	0	2	0	2	0	1	0	5
10:15	0	0	0	0	1	0	0	0	1	0	0	4	1	2	0	0	0	7
10:30	0	0	0	0	0	0	1	0	1	0	0	5	0	3	1	1	0	10
10:45	0	0	0	0	0	0	0	0	0	0	0	4	0	3	1	0	0	8
1 Hr	0	0	0	0	1	0	1	0	2	0	0	15	1	10	2	2	0	30
11:00	0	0	1	0	0	0	1	0	2	0	0	5	0	4	0	1	0	10
11:15	0	0	1	0	2	0	0	0	3	0	0	8	0	1	0	0	0	9
11:30	0	0	0	0	0	0	0	0	0	1	0	3	0	1	0	2	0	7
11:45	0	0	1	0	1	0	0	0	2	1	0	7	0	2	2	0	0	12
1 Hr	0	0	3	0	3	0	1	0	7	2	0	23	0	8	2	3	0	38
12:00	0	0	0	0	1	1	2	0	4	1	0	3	0	1	3	2	0	10
12:15	0	0	0	0	0	0	0	0	0	0	0	8	0	2	1	1	0	12
12:30	0	0	1	0	1	0	1	0	3	2	0	2	0	6	0	0	0	10
12:45	0	0	0	0	0	0	1	0	1	0	0	4	0	2	0	0	0	6
1 Hr	0	0	1	0	2	1	4	0	8	3	0	17	0	11	4	3	0	38
13:00	0	0	0	0	0	0	0	0	0	1	0	9	0	4	2	0	0	16
13:15	0	0	1	0	0	0	0	0	1	0	0	12	0	2	0	0	0	14
13:30	0	0	1	0	0	0	1	0	2	1	0	6	0	2	1	0	0	10
13:45	0	0	0	0	0	0	0	0	0	0	1	8	1	3	2	2	0	17
1 Hr	0	0	2	0	0	0	1	0	3	2	1	35	1	11	5	2	0	57
14:00	0	0	0	0	0	1	0	0	1	0	0	7	0	1	0	0	0	8
14:15	0	0	1	0	0	0	0	0	1	0	0	9	0	0	1	0	0	10
14:30	0	0	1	0	1	0	0	0	2	1	0	5	0	5	0	0	0	11
14:45	0	0	0	0	0	0	0	0	0	0	1	4	0	0	0	0	0	5
1 Hr	0	0	2	0	1	1	0	0	4	1	1	25	0	6	1	0	0	34
15:00	0	0	0	0	0	0	2	0	2	0	0	4	0	0	1	1	0	6
15:15	0	0	1	0	0	0	1	0	2	1	1	4	0	4	1	1	0	12
15:30	0	0	2	1	0	0	0	0	3	0	0	6	1	3	0	1	0	11
15:45	0	0	1	0	0	0	0	0	1	0	0	14	2	4	0	0	0	20
1 Hr	0	0	4	1	0	0	3	0	8	1	1	28	3	11	2	3	0	49
16:00	0	0	0	0	0	0	0	0	0	4	0	30	0	0	0	0	0	34
16:15	0	0	0	0	0	0	1	0	1	0	0	6	0	4	0	1	0	11
16:30	0	0	0	0	0	0	1	0	1	0	0	8	0	4	1	0	0	13
16:45	0	0	0	0	0	0	1	0	1	1	0	6	0	1	1	2	0	11
1 Hr	0	0	0	0	0	0	3	0	3	5	0	50	0	9	2	3	0	69
17:00	0	0	1	0	0	0	0	0	1	1	0	6	0	0	1	0	0	8
17:15	0	0	1	0	0	0	2	0	3	0	0	6	0	1	0	0	0	7
17:30	0	0	0	0	1	0	1	0	2	0	0	5	0	5	0	0	0	10
17:45	1	0	1	0	1	0	0	0	3	0	1	6	0	1	0	0	0	8
1 Hr	1	0	3	0	2	0	3	0	9	1	1	23	0	7	1	0	0	33
18:00	0	0	0	0	0	0	0	0	0	3	1	7	0	3	0	0	0	14
18:15	0	0	0	0	0	0	1	0	1	2	0	9	0	0	0	0	0	11
18:30	0	0	0	0	0	0	0	0	0	2	0	3	0	1	0	0	0	6
18:45	0	0	0	0	1	0	0	0	1	1	0	4	0	0	0	0	0	5
1 Hr	0	0	0	0	1	0	1	0	2	8	1	23	0	4	0	0	0	36
Total	2	0	17	1	12	3	21	0	56	24	5	279	7	83	26	18	0	442

3374-IRE Ringsend Traffic Survey
Junction Turning Count
02/10/2018

Site 3 - Unnamed Road / Pigeon House Road (E) / Waste to Energy Access / Pigeon House Road (W)

ORIGIN SUMMARY

Origin : Arm C Waste to Energy Access								Total	**Origin :** Arm D Pigeon House Road (W)								Total	Origin Totals
PC	MC	Car	Taxi	LGV	OGV1	OGV2	PSV		PC	MC	Car	Taxi	LGV	OGV1	OGV2	PSV		
0	0	0	0	0	0	0	0	0	0	1	16	0	0	0	1	0	18	25
0	0	0	0	0	0	0	0	0	1	0	14	0	2	1	1	0	19	26
0	0	0	0	0	0	1	0	1	1	0	12	0	9	0	0	0	22	31
0	0	1	0	0	0	0	0	1	1	2	5	1	0	1	1	0	11	15
0	0	1	0	0	0	1	0	2	3	3	47	1	11	2	3	0	70	97
0	0	0	0	1	0	0	0	1	2	0	9	0	4	0	4	0	19	25
0	0	1	0	0	1	5	0	7	1	0	12	0	2	1	4	0	20	33
0	0	0	0	1	0	2	0	3	0	1	4	0	1	2	0	0	8	18
0	0	0	0	0	0	0	0	0	1	0	3	0	2	0	2	0	8	12
0	0	1	0	2	1	7	0	11	4	1	28	0	9	3	10	0	55	88
0	0	0	0	0	1	2	0	3	1	0	3	0	4	5	0	0	13	19
0	0	0	0	0	2	0	0	2	0	0	6	0	0	1	2	0	9	16
0	0	0	0	0	0	0	0	0	0	0	7	0	2	0	4	0	13	20
0	0	0	0	0	0	3	0	3	2	0	5	0	1	2	6	0	16	25
0	0	0	0	0	3	5	0	8	3	0	21	0	7	8	12	0	51	80
0	0	0	0	0	1	1	0	2	2	0	9	0	2	0	4	0	17	24
0	0	0	0	0	1	6	0	7	4	0	9	0	6	2	3	0	24	39
0	0	0	0	0	0	2	0	2	0	0	4	0	2	2	7	0	15	28
0	0	0	0	1	0	4	0	5	0	0	7	0	1	0	2	0	10	23
0	0	0	0	1	2	13	0	16	6	0	29	0	11	4	16	0	66	114
0	0	0	0	0	0	1	0	1	0	0	9	0	1	1	2	0	13	26
0	0	0	0	0	0	3	0	3	1	0	6	0	1	0	1	0	9	24
0	0	0	0	0	0	3	0	3	0	0	9	0	2	7	8	0	26	36
0	0	0	0	0	3	3	0	6	0	0	4	0	4	2	5	0	15	35
0	0	0	0	0	3	10	0	13	1	0	28	0	8	10	16	0	63	121
0	0	0	0	0	1	2	0	3	0	0	7	0	2	0	0	0	9	26
0	0	0	0	2	1	1	0	4	0	0	8	0	7	4	2	0	21	37
0	0	0	0	0	1	1	0	2	0	0	4	0	2	2	0	0	8	23
0	0	0	0	1	0	0	0	1	0	0	3	0	4	2	4	0	13	21
0	0	0	0	3	3	4	0	10	0	0	22	0	15	8	6	0	51	107
0	0	0	0	0	0	1	0	1	0	0	10	0	6	1	5	0	22	39
0	0	0	0	0	0	6	0	6	0	0	6	0	2	1	3	0	12	33
0	0	0	0	0	0	1	0	1	0	0	8	0	1	0	1	0	10	23
0	0	0	0	0	0	3	0	3	0	0	7	1	4	1	4	0	17	37
0	0	0	0	0	0	11	0	11	0	0	31	1	13	3	13	0	61	132
0	0	0	0	0	2	1	0	3	0	0	7	0	3	3	2	0	15	27
0	0	0	0	1	1	3	0	5	0	0	7	0	3	4	1	0	15	31
0	0	0	0	1	3	0	0	4	0	0	6	0	2	2	0	0	10	27
0	0	0	0	1	0	3	0	4	0	0	3	1	4	2	6	0	16	25
0	0	0	0	3	6	7	0	16	0	0	23	1	12	11	9	0	56	110
0	0	0	0	0	0	2	0	2	0	0	4	0	2	3	3	0	12	22
0	0	1	0	1	4	3	0	9	0	0	8	1	2	1	3	0	15	38
0	0	0	0	1	1	0	0	2	0	0	10	1	1	2	5	0	19	35
0	0	0	0	0	2	3	0	5	0	0	5	0	1	0	4	0	10	36
0	0	1	0	2	7	8	0	18	0	0	27	2	6	6	15	0	56	131
0	0	1	0	0	0	3	0	4	1	0	3	0	1	1	2	0	8	46
0	0	0	0	0	0	0	0	0	0	0	2	0	3	1	5	0	11	23
0	0	0	0	0	0	1	0	1	0	0	4	0	0	0	2	0	6	21
0	0	0	0	0	0	1	0	1	0	0	2	0	0	0	3	0	5	18
0	0	1	0	0	0	5	0	6	1	0	11	0	4	2	12	0	30	108
0	0	0	0	0	0	4	0	4	1	0	2	0	0	0	4	0	7	20
0	0	0	0	0	0	1	0	1	1	0	3	0	1	0	2	0	7	18
0	0	0	0	0	0	4	0	4	0	0	7	0	1	0	2	0	10	26
0	0	1	0	0	0	3	0	4	0	0	3	0	3	0	1	0	7	22
0	0	1	0	0	0	12	0	13	2	0	15	0	5	0	9	0	31	86
0	0	0	0	0	0	1	0	1	1	0	5	0	0	0	1	0	7	22
0	0	0	0	0	0	2	0	2	0	1	3	0	1	0	1	0	6	20
0	0	0	0	0	0	1	0	1	1	0	6	0	2	0	2	0	11	18
0	0	0	0	0	0	3	0	3	0	0	1	0	0	0	2	0	3	12
0	0	0	0	0	0	7	0	7	2	1	15	0	3	0	6	0	27	72
0	0	5	0	11	25	90	0	131	22	5	297	5	104	57	127	0	617	1246

Tracsis plc
Traffic and Data Services

Return To Dashboard

Convert to PCU

DESTINATION SUMMARY

	Destination : Arm A Unnamed Road								Total	Destination : Arm B Pigeon House Road (E)								Total
	PC	MC	Car	Taxi	LGV	OGV1	OGV2	PSV		PC	MC	Car	Taxi	LGV	OGV1	OGV2	PSV	
07:00	0	0	0	0	0	0	0	0	0	0	1	16	0	0	0	1	0	18
07:15	0	0	2	0	0	0	1	0	3	1	0	13	0	2	1	0	0	17
07:30	0	0	0	0	1	0	0	0	1	1	0	13	0	8	0	0	0	22
07:45	0	0	0	0	0	0	0	0	0	1	2	4	1	0	1	0	0	9
1 Hr	0	0	2	0	1	0	1	0	4	3	3	46	1	10	2	1	0	66
08:00	0	0	0	0	0	0	0	0	0	2	0	8	0	3	0	0	0	13
08:15	0	0	0	0	0	0	1	0	1	1	0	12	0	2	0	0	0	15
08:30	0	0	0	0	0	0	0	0	0	0	1	4	0	1	2	0	0	8
08:45	0	0	0	0	0	0	1	0	1	1	0	3	0	2	1	0	0	7
1 Hr	0	0	0	0	0	0	2	0	2	4	1	27	0	8	3	0	0	43
09:00	0	0	0	0	1	0	0	0	1	1	0	3	0	3	3	0	0	10
09:15	0	0	0	0	0	0	0	0	0	0	0	6	0	0	0	0	0	6
09:30	0	0	1	0	0	0	0	0	1	0	0	6	0	2	0	1	0	9
09:45	0	0	0	0	0	0	0	0	0	2	0	5	0	1	0	0	0	8
1 Hr	0	0	1	0	1	0	0	0	2	3	0	20	0	6	3	1	0	33
10:00	0	0	1	0	0	0	0	0	1	2	0	8	0	1	0	1	0	12
10:15	0	0	1	0	0	0	2	0	3	4	0	7	0	6	2	0	0	19
10:30	0	0	0	0	0	0	1	0	1	0	0	4	0	2	1	1	0	8
10:45	0	0	0	0	0	0	0	0	0	0	0	7	0	1	0	0	0	8
1 Hr	0	0	2	0	0	0	3	0	5	6	0	26	0	10	3	2	0	47
11:00	0	0	2	0	0	0	0	0	2	0	0	7	0	1	1	0	0	9
11:15	0	0	1	0	0	0	0	0	1	1	0	6	0	1	0	0	0	8
11:30	0	0	0	0	1	0	3	0	4	0	0	9	0	1	3	4	0	17
11:45	0	0	0	0	1	1	2	0	4	0	0	4	0	3	1	1	0	9
1 Hr	0	0	3	0	2	1	5	0	11	1	0	26	0	6	5	5	0	43
12:00	0	0	0	0	1	0	0	0	1	0	0	7	0	1	0	0	0	8
12:15	0	0	0	0	0	0	1	0	1	0	0	8	0	7	2	0	0	17
12:30	0	0	0	0	0	0	0	0	0	0	0	4	0	2	2	0	0	8
12:45	0	0	0	0	0	0	0	0	0	0	0	3	0	4	0	0	0	7
1 Hr	0	0	0	0	1	0	1	0	2	0	0	22	0	14	4	0	0	40
13:00	0	0	1	0	0	0	1	0	2	0	0	9	0	4	1	0	0	14
13:15	0	0	0	0	0	0	0	0	0	0	0	6	0	2	1	1	0	10
13:30	0	0	1	0	0	0	0	0	1	0	0	7	0	1	0	0	0	8
13:45	0	0	0	0	0	0	0	0	0	0	0	7	1	4	1	0	0	13
1 Hr	0	0	2	0	0	0	1	0	3	0	0	29	1	11	3	1	0	45
14:00	0	0	0	0	0	1	1	0	2	0	0	7	0	3	1	0	0	11
14:15	0	0	0	0	0	0	0	0	0	0	0	7	0	2	0	0	0	9
14:30	0	0	0	0	0	0	0	0	0	0	0	6	0	2	0	0	0	8
14:45	0	0	0	0	0	0	3	0	3	0	0	3	1	2	2	1	0	9
1 Hr	0	0	0	0	0	1	4	0	5	0	0	23	1	9	3	1	0	37
15:00	0	0	1	0	0	0	0	0	1	0	0	3	0	2	0	1	0	6
15:15	0	0	0	0	0	0	0	0	0	0	0	8	1	2	0	2	0	13
15:30	0	0	0	0	1	0	2	0	3	0	0	9	1	1	0	0	0	11
15:45	0	0	0	0	0	0	0	0	0	0	0	5	0	1	0	0	0	6
1 Hr	0	0	1	0	1	0	2	0	4	0	0	25	2	6	0	3	0	36
16:00	0	0	0	0	0	0	1	0	1	0	0	3	0	1	1	0	0	5
16:15	0	0	0	0	1	0	0	0	1	0	0	2	0	1	1	0	0	4
16:30	0	0	0	0	0	0	1	0	1	0	0	4	0	0	0	0	0	4
16:45	0	0	0	0	0	0	0	0	0	0	0	2	0	0	0	0	0	2
1 Hr	0	0	0	0	1	0	2	0	3	0	0	11	0	2	2	0	0	15
17:00	0	0	0	0	0	0	2	0	2	1	0	2	0	0	0	0	0	3
17:15	0	0	0	0	0	0	0	0	0	0	0	3	0	1	0	0	0	4
17:30	0	0	0	0	1	0	0	0	1	0	0	7	0	0	0	0	0	7
17:45	0	0	0	0	0	0	0	0	0	0	0	3	0	2	0	0	0	5
1 Hr	0	0	0	0	1	0	2	0	3	1	0	15	0	3	0	0	0	19
18:00	0	0	0	0	0	0	0	0	0	1	0	5	0	0	0	0	0	6
18:15	0	0	0	0	0	0	0	0	0	0	1	3	0	0	0	0	0	4
18:30	1	0	2	0	1	0	0	0	4	0	0	4	0	0	0	0	0	4
18:45	0	0	0	0	0	0	0	0	0	0	0	1	0	0	0	0	0	1
1 Hr	1	0	2	0	1	0	0	0	4	1	1	13	0	0	0	0	0	15
Total	1	0	13	0	9	2	23	0	48	19	5	283	5	85	28	14	0	439

3374-IRE Ringsend Traffic Survey
Junction Turning Count
02/10/2018

Site 3 - Unnamed Road / Pigeon House Road (E) / Waste to Energy Access / Pigeon House Road (W)

DESTINATION SUMMARY

Destination : Arm C Waste to Energy Access								Total	**Destination :** Arm D Pigeon House Road (W)								Total	Dest Totals
PC	MC	Car	Taxi	LGV	OGV1	OGV2	PSV		PC	MC	Car	Taxi	LGV	OGV1	OGV2	PSV		
0	0	0	0	0	0	0	0	0	1	0	3	0	1	0	2	0	7	25
0	0	0	0	0	0	0	0	0	0	0	5	0	0	0	1	0	6	26
0	0	1	0	0	0	0	0	1	0	0	5	0	0	0	2	0	7	31
0	0	1	0	0	0	1	0	2	0	0	3	1	0	0	0	0	4	15
0	0	2	0	0	0	1	0	3	1	0	16	1	1	0	5	0	24	97
0	0	1	0	2	0	4	0	7	0	0	4	0	0	1	0	0	5	25
0	0	0	0	0	1	3	0	4	1	0	3	0	2	2	5	0	13	33
0	0	0	0	0	0	0	0	0	0	0	4	0	2	1	3	0	10	18
0	0	0	0	0	0	1	0	1	0	0	2	0	0	1	0	0	3	12
0	0	1	0	2	1	8	0	12	1	0	13	0	4	5	8	0	31	88
0	0	0	0	0	2	0	0	2	0	0	2	0	1	1	2	0	6	19
0	0	0	0	0	1	2	0	3	0	0	1	0	0	5	1	0	7	16
0	0	0	0	0	0	3	0	3	0	0	6	0	1	0	0	0	7	20
0	0	0	0	0	2	6	0	8	0	0	3	1	2	0	3	0	9	25
0	0	0	0	0	5	11	0	16	0	0	12	1	4	6	6	0	29	80
0	0	0	0	1	0	3	0	4	0	0	2	0	2	1	2	0	7	24
0	0	0	0	0	0	1	0	1	0	0	5	1	3	1	6	0	16	39
0	0	0	0	0	0	5	0	5	0	0	5	0	3	2	4	0	14	28
0	0	0	0	1	0	2	0	3	0	0	4	0	3	1	4	0	12	23
0	0	0	0	2	0	11	0	13	0	0	16	1	11	5	16	0	49	114
0	0	0	0	0	0	2	0	2	0	0	6	0	4	0	3	0	13	26
0	0	0	0	0	0	1	0	1	0	0	8	0	3	0	3	0	14	24
0	0	0	0	0	4	2	0	6	1	0	3	0	1	0	4	0	9	36
0	0	0	0	0	0	2	0	2	1	0	8	0	3	5	3	0	20	35
0	0	0	0	0	4	7	0	11	2	0	25	0	11	5	13	0	56	121
0	0	0	0	1	0	0	0	1	1	0	3	0	1	5	6	0	16	26
0	0	0	0	0	2	1	0	3	0	0	8	0	4	2	2	0	16	37
0	0	0	0	0	0	0	0	0	2	0	3	0	7	1	2	0	15	23
0	0	0	0	0	1	4	0	5	0	0	4	0	3	1	1	0	9	21
0	0	0	0	1	3	5	0	9	3	0	18	0	15	9	11	0	56	107
0	0	0	0	2	0	4	0	6	1	0	9	0	4	2	1	0	17	39
0	0	0	0	0	0	2	0	2	0	0	13	0	2	0	6	0	21	33
0	0	0	0	0	0	1	0	1	1	0	7	0	2	1	2	0	13	23
0	0	0	0	0	0	4	0	4	0	1	8	1	3	2	5	0	20	37
0	0	0	0	2	0	11	0	13	2	1	37	1	11	5	14	0	71	132
0	0	0	0	0	2	1	0	3	0	0	7	0	1	2	1	0	11	27
0	0	0	0	1	4	1	0	6	0	0	10	0	1	2	3	0	16	31
0	0	0	0	1	2	0	0	3	1	0	6	0	6	3	0	0	16	27
0	0	0	0	2	0	2	0	4	0	1	4	0	1	0	3	0	9	25
0	0	0	0	4	8	4	0	16	1	1	27	0	9	7	7	0	52	110
0	0	0	0	0	3	2	0	5	0	0	4	0	0	1	5	0	10	22
0	0	0	0	0	1	1	0	2	1	1	6	0	5	5	5	0	23	38
0	0	1	0	0	2	3	0	6	0	0	8	2	3	1	1	0	15	35
0	0	0	0	0	0	4	0	4	0	0	15	2	4	2	3	0	26	36
0	0	1	0	0	6	10	0	17	1	1	33	4	12	9	14	0	74	131
1	0	0	0	0	0	1	0	2	4	0	31	0	0	0	3	0	38	46
0	0	0	0	1	0	5	0	6	0	0	6	0	4	0	2	0	12	23
0	0	0	0	0	0	1	0	1	0	0	8	0	4	1	2	0	15	21
0	0	0	0	1	0	5	0	6	1	0	6	0	0	1	2	0	10	18
1	0	0	0	2	0	12	0	15	5	0	51	0	8	2	9	0	75	108
0	0	0	0	0	0	2	0	2	1	0	7	0	0	1	4	0	13	20
1	0	0	0	0	0	2	0	3	0	0	7	0	1	0	3	0	11	18
0	0	0	0	0	0	2	0	2	0	0	5	0	6	0	5	0	16	26
0	0	0	0	1	0	1	0	2	1	1	8	0	2	0	3	0	15	22
1	0	0	0	1	0	7	0	9	2	1	27	0	9	1	15	0	55	86
0	0	0	0	0	0	1	0	1	3	1	7	0	3	0	1	0	15	22
0	0	0	0	1	0	1	0	2	2	0	9	0	0	0	3	0	14	20
0	0	0	0	1	0	2	0	3	2	0	3	0	1	0	1	0	7	18
0	0	0	0	0	0	2	0	2	1	0	4	0	1	0	3	0	9	12
0	0	0	0	2	0	6	0	8	8	1	23	0	5	0	8	0	45	72
2	0	4	0	16	27	93	0	142	26	5	298	8	100	54	126	0	617	1246

Tracsis plc
Traffic and Data Services

Vehicle Link Count by Video Observation

Project Number: 3374-IRE
Project Name: Ringsend Traffic Survey
Client: AECOM

Sites: 2
Survey Date: Tuesday 02 October 2018
Survey Time: 07:00-19:00

Weather: Overcast

Observations:

No incidents or observations during the survey period

Tracsis will retain all personal data relating to this project, including all video images, for a period of three months after receipt of this report and all other data files for one year.

If you would like a copy of the personal data or wish for us to retain for a longer period, please do not hesitate to contact us.

Tracsis plc
Traffic and Data Services

Client:	AECOM	**Site plan for:**	Overview
Project:	3374-IRE Ringsend Traffic Survey	**Date:**	02/10/2018

Tracsis plc
Traffic and Data Services

Client:	AECOM	**Site plan for:**	2
Project:		**Date:**	02/10/2018



Tracsis plc
Traffic and Data Services

Client: AECOM
Project: 3374-IRE Ringsend Traffic Survey
Site: 2
Date: 02/10/2018

	Entry								
	CAR	Taxi	LGV	OGV1	OGV2	PSV	MC	PC	Total
07:00	0	1	0	0	0	0	0	0	1
07:15	1	0	0	0	0	0	0	0	1
07:30	2	0	0	0	0	0	0	0	2
07:45	3	0	0	0	0	0	0	1	4
1 Hr	6	1	0	0	0	0	0	1	8
08:00	0	0	0	0	0	0	0	0	0
08:15	2	0	0	0	0	0	0	0	2
08:30	0	0	0	0	0	0	0	0	0
08:45	0	0	0	0	0	0	0	0	0
1 Hr	2	0	0	0	0	0	0	0	2
09:00	0	0	0	0	0	0	0	0	0
09:15	1	0	0	0	0	0	0	0	1
09:30	2	0	0	0	0	0	0	0	2
09:45	1	0	0	0	0	0	0	0	1
1 Hr	4	0	0	0	0	0	0	0	4
10:00	0	0	0	0	0	0	0	0	0
10:15	0	0	0	0	0	0	0	0	0
10:30	1	0	0	0	0	0	0	0	1
10:45	0	0	0	0	0	0	0	0	0
1 Hr	1	0	0	0	0	0	0	0	1
11:00	0	0	0	0	0	0	0	0	0
11:15	0	0	0	0	0	0	0	0	0
11:30	0	0	0	0	0	0	0	0	0
11:45	0	0	0	0	0	0	0	0	0
1 Hr	0	0	0	0	0	0	0	0	0
12:00	0	0	0	0	0	0	0	0	0
12:15	1	0	0	0	0	0	0	0	1
12:30	0	0	0	0	0	0	0	0	0
12:45	0	0	0	0	0	0	0	0	0
1 Hr	1	0	0	0	0	0	0	0	1
13:00	1	0	0	0	0	0	0	0	1
13:15	0	0	0	0	0	0	0	0	0
13:30	0	0	0	0	0	0	0	0	0
13:45	1	0	0	0	0	0	0	0	1
1 Hr	2	0	0	0	0	0	0	0	2
14:00	2	0	0	0	0	0	0	0	2
14:15	0	0	0	0	0	0	0	0	0
14:30	0	0	1	0	0	0	0	1	2
14:45	0	0	0	0	0	0	0	0	0
1 Hr	2	0	1	0	0	0	0	1	4
15:00	0	0	0	0	0	0	0	0	0
15:15	0	0	0	0	0	0	0	0	0
15:30	0	0	0	0	0	0	0	0	0
15:45	0	0	0	0	0	0	0	0	0
1 Hr	0	0	0	0	0	0	0	0	0
16:00	0	0	0	0	0	0	0	0	0
16:15	0	0	0	0	0	0	0	0	0
16:30	0	0	0	0	0	0	0	0	0
16:45	0	0	0	0	0	0	0	0	0
1 Hr	0	0	0	0	0	0	0	0	0
17:00	0	0	0	0	0	0	0	0	0
17:15	0	0	0	0	0	0	0	0	0
17:30	0	0	0	0	0	0	0	0	0
17:45	0	0	0	0	0	0	0	0	0
1 Hr	0	0	0	0	0	0	0	0	0
18:00	1	0	0	0	0	0	0	0	1
18:15	1	0	0	0	0	0	0	0	1
18:30	2	0	0	0	0	0	0	1	3
18:45	1	0	0	0	0	0	0	0	1
1 Hr	5	0	0	0	0	0	0	1	6
Total	23	1	1	0	0	0	0	3	28

	Exit								
	CAR	Taxi	LGV	OGV1	OGV2	PSV	MC	PC	Total
07:00	1	0	0	0	0	0	0	0	1
07:15	1	0	0	0	0	0	0	0	1
07:30	0	0	0	0	0	0	0	0	0
07:45	1	0	0	0	0	0	0	0	1
1 Hr	3	0	0	0	0	0	0	0	3
08:00	0	0	0	0	0	0	0	0	0
08:15	1	0	0	0	0	0	0	0	1
08:30	1	0	0	0	0	0	0	0	1
08:45	1	0	0	0	0	0	0	0	1
1 Hr	3	0	0	0	0	0	0	0	3
09:00	0	0	0	0	0	0	0	0	0
09:15	0	0	0	0	0	0	0	0	0
09:30	0	0	0	0	0	0	0	0	0
09:45	1	0	0	0	0	0	0	0	1
1 Hr	1	0	0	0	0	0	0	0	1
10:00	0	0	0	0	0	0	0	0	0
10:15	0	0	0	0	0	0	0	0	0
10:30	0	0	0	0	0	0	0	0	0
10:45	0	0	0	0	0	0	0	0	0
1 Hr	0	0	0	0	0	0	0	0	0
11:00	0	0	0	0	0	0	0	0	0
11:15	0	0	0	0	0	0	0	0	0
11:30	0	0	0	0	0	0	0	0	0
11:45	0	0	0	0	0	0	0	0	0
1 Hr	0	0	0	0	0	0	0	0	0
12:00	0	0	0	0	0	0	0	0	0
12:15	0	0	0	0	0	0	0	0	0
12:30	0	0	0	0	0	0	0	0	0
12:45	0	0	0	0	0	0	0	0	0
1 Hr	0	0	0	0	0	0	0	0	0
13:00	2	0	0	0	0	0	0	0	2
13:15	2	0	0	0	0	0	0	0	2
13:30	0	0	0	0	0	0	0	0	0
13:45	2	0	0	0	0	0	0	0	2
1 Hr	6	0	0	0	0	0	0	0	6
14:00	0	0	0	0	0	0	0	0	0
14:15	0	1	0	0	0	0	0	0	1
14:30	1	0	0	0	0	0	0	0	1
14:45	1	0	1	0	0	0	0	0	2
1 Hr	2	1	1	0	0	0	0	0	4
15:00	1	0	0	0	0	0	0	0	1
15:15	0	0	0	0	0	0	0	0	0
15:30	1	0	0	0	0	0	0	0	1
15:45	0	0	0	0	0	0	0	0	0
1 Hr	2	0	0	0	0	0	0	0	2
16:00	1	0	0	0	0	0	0	1	2
16:15	2	0	0	0	0	0	0	0	2
16:30	1	0	0	0	0	0	0	0	1
16:45	0	0	0	0	0	0	0	0	0
1 Hr	4	0	0	0	0	0	0	1	5
17:00	2	0	0	0	0	0	0	1	3
17:15	1	0	0	0	0	0	0	0	1
17:30	2	0	0	0	0	0	0	0	2
17:45	0	0	0	0	0	0	0	0	0
1 Hr	5	0	0	0	0	0	0	1	6
18:00	0	0	0	0	0	0	0	1	1
18:15	2	0	0	0	0	0	0	0	2
18:30	0	0	0	0	0	0	0	0	0
18:45	1	0	0	0	0	0	0	0	1
1 Hr	3	0	0	0	0	0	0	1	4
Total	29	1	1	0	0	0	0	3	34

Tracsis plc
Traffic and Data Services

Snap Queue Analysis by Video Observation

Project Number: 3374-IRE
Project Name: Ringsend Traffic Survey
Client: AECOM

Sites: 1
Survey Date: Tuesday 02 October 2018
Survey Time: 07:00-19:00

Weather: Overcast

Observations:

No incidents or observations during the survey period

Tracsis will retain all personal data relating to this project, including all video images, for a period of three months after receipt of this report and all other data files for one year.

If you would like a copy of the personal data or wish for us to retain for a longer period, please do not hesitate to contact us.

Tracsis plc
Traffic and Data Services

Client:	AECOM	**Site plan for:**	Overview
Project:	3374-IRE Ringsend Traffic Survey	**Date:**	02/10/2018

Tracsis plc
Traffic and Data Services

Client:	AECOM	**Site plan for:**	1
Project:	3374-IRE Ringsend Traffic Survey	**Date:**	02/10/2018

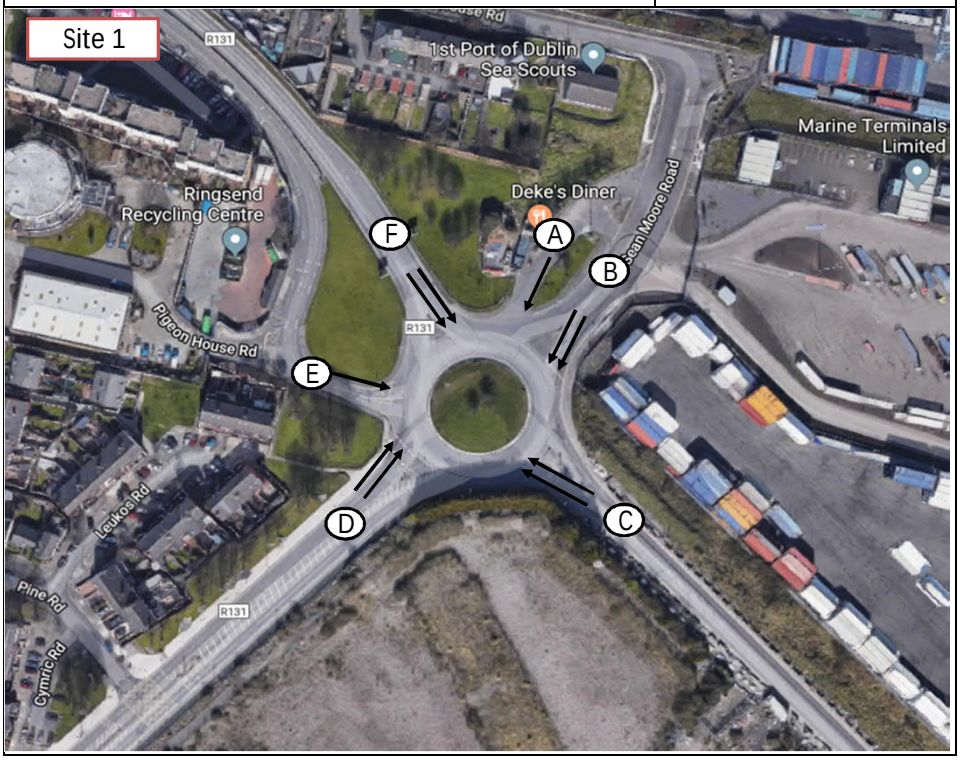

Queue Methodology

A queue is defined as those vehicles at a junction which are stationary or which have slowed down to walking speed or less. Queues are counted according to the weighting system defined below.

Vehicle	Number	Metres
PC, MC	0.5	2.5
LV	1	5
OGV1	2	10
OGV2	3	15
Bus	3	15

Please note that PC or MC are only recorded as queueing when adding to the length of the queue and those that are stopped abreast with another vehicle will not be counted.

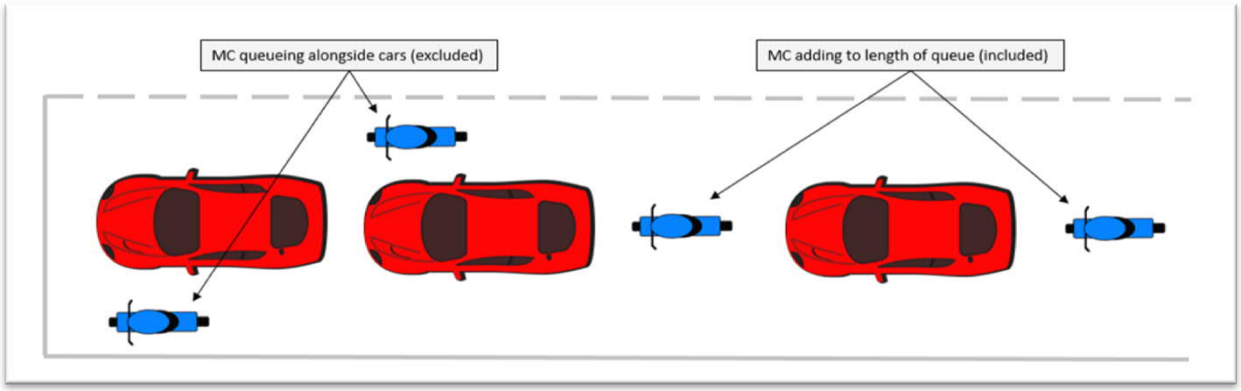

Instances in which there are "+" figures in the queue data represent the longest queue that can be accurately seen. These queues were longer than reported but would have to be estimated if any further vehicles exceeding these limits were reported.

Each lane is labelled from inside to outside; NS = Nearside, OS = Offside. Nearside is defined as the driver's nearside which is closest to kerb (inside lane).

Tracsis plc
Traffic and Data Services

Client : AECOM
Project : 3374-IRE Ringsend Traffic Survey
Site : 1
Date : 02/10/2018
Queue Method: Snap
Queue Lengths: Vehicle Number

Vehicle	Number	Metres
PC, MC *	0.5	2.5
LV	1	5
OGV1	2	10
OGV2	3	15
Bus	3	15

	Arm A	Arm B		Arm C		Arm D		Arm E	Arm F	
		NS	OS	NS	OS	NS	OS		NS	OS
07:00	0	0	1	0	0	0	0	0	0	0
07:05	0	0	0	0	0	0	0	0	0	0
07:10	0	0	0	0	0	0	0	0	0	0
07:15	0	0	3	0	0	0	0	0	0	0
07:20	0	0	3	3	0	0	0	0	0	0
07:25	0	0	0	0	0	0	0	0	0	0
07:30	0	0	0	0	0	0	0	0	0	5
07:35	0	0	12	5	0	0	0	0	0	0
07:40	0	0	0	0	0	0	0	0	0	0
07:45	0	0	0	3	0	0	0	0	0	0
07:50	0	0	0	0	0	2	0	0	0	0
07:55	0	0	0	0	3	0	0	0	0	0
08:00	0	0	0	0	0	0	0	0	0	0
08:05	0	0	0	3	0	0	0	0	0	0
08:10	0	0	0	0	0	0	0	0	0	0
08:15	0	0	0	0	0	0	0	0	0	0
08:20	0	0	0	0	0	0	0	0	0	1
08:25	0	0	0	0	0	0	0	0	0	0
08:30	0	0	0	2	0	0	0	0	0	0
08:35	0	0	0	0	0	0	0	0	0	6
08:40	0	0	0	0	0	0	0	0	0	0
08:45	0	0	0	0	0	0	0	0	0	0
08:50	0	0	0	0	0	0	0	0	0	0
08:55	0	3	0	0	0	0	0	0	0	0
09:00	0	0	0	0	0	0	0	0	0	0
09:05	0	0	0	0	0	0	0	1	0	0
09:10	0	0	0	0	0	0	0	0	0	0
09:15	0	0	0	0	0	0	0	0	0	0
09:20	0	0	0	0	0	0	0	0	0	0
09:25	0	0	0	0	0	0	0	0	0	0
09:30	0	0	0	0	0	0	0	0	0	0
09:35	0	0	0	0	0	0	0	0	0	0
09:40	0	0	0	0	0	0	0	0	0	0
09:45	0	0	0	0	0	0	0	0	0	0
09:50	0	3	0	0	0	0	0	0	0	0
09:55	0	0	0	0	0	0	0	0	0	2
10:00	0	0	0	0	0	7	0	1	0	0
10:05	0	0	0	0	0	0	0	0	0	3
10:10	0	0	0	0	0	0	0	0	0	0
10:15	0	0	0	0	0	0	0	0	0	0
10:20	0	0	0	0	0	0	0	0	0	0
10:25	0	1	0	0	0	0	0	0	0	0
10:30	0	0	0	0	0	0	0	0	0	0
10:35	0	0	0	0	0	0	0	0	0	0
10:40	0	0	0	0	0	0	0	0	0	0
10:45	0	0	0	0	0	0	0	0	0	0
10:50	0	0	0	0	0	0	0	0	0	0
10:55	0	0	0	0	0	0	0	0	0	0
11:00	0	0	0	0	0	0	0	0	0	0
11:05	0	0	0	0	0	0	0	0	0	0
11:10	0	0	3	0	0	0	0	0	0	0
11:15	0	0	0	0	0	0	0	0	0	0
11:20	0	0	0	0	0	0	0	0	0	0
11:25	0	0	0	0	0	0	0	0	0	0
11:30	0	0	0	4	0	0	0	0	0	0
11:35	0	0	0	0	0	0	0	2	0	0
11:40	0	0	0	0	0	0	0	0	0	0
11:45	0	0	0	0	0	0	0	0	0	0
11:50	0	0	0	0	0	0	0	0	0	2
11:55	0	0	0	0	0	0	0	3	0	0

Tracsis plc
Traffic and Data Services

Client : AECOM
Project : 3374-IRE Ringsend Traffic Survey
Site : 1
Date : 02/10/2018
Queue Method: Snap
Queue Lengths: Vehicle Number

Vehicle	Number	Metres
PC, MC *	0.5	2.5
LV	1	5
OGV1	2	10
OGV2	3	15
Bus	3	15

12:00	0	0	0	0	0	0	0	0	0	0
12:05	0	0	0	4	0	0	0	0	0	0
12:10	0	0	0	0	0	0	0	1	0	0
12:15	0	0	0	0	0	0	0	0	0	0
12:20	0	0	0	0	0	0	0	0	0	0
12:25	0	0	0	0	0	0	0	0	0	0
12:30	0	0	0	0	0	0	0	0	0	0
12:35	0	0	0	0	0	2	0	0	0	0
12:40	0	0	0	0	0	0	0	0	0	0
12:45	0	0	0	0	0	0	0	0	0	0
12:50	0	0	0	0	0	0	0	0	0	0
12:55	0	0	0	0	0	0	0	0	0	0
13:00	0	0	0	0	0	0	0	0	0	0
13:05	0	0	0	0	0	0	0	0	0	0
13:10	0	0	0	0	0	0	0	0	0	0
13:15	0	0	0	0	0	1	0	0	0	0
13:20	0	0	0	0	0	0	0	0	0	0
13:25	0	0	0	0	0	0	0	0	0	0
13:30	0	0	0	0	0	0	0	0	0	0
13:35	0	0	0	0	0	0	0	0	0	0
13:40	0	0	0	0	0	0	0	0	0	0
13:45	0	0	0	0	0	0	0	0	0	0
13:50	0	0	0	0	0	0	0	0	0	0
13:55	0	0	0	0	0	0	0	0	0	0
14:00	0	0	0	0	0	0	0	0	0	0
14:05	0	0	0	0	0	0	0	0	0	0
14:10	0	0	0	0	0	0	0	0	0	0
14:15	0	0	0	0	0	0	0	0	0	0
14:20	0	0	0	0	0	0	0	0	0	0
14:25	0	0	0	0	0	0	0	0	0	0
14:30	0	0	0	0	0	0	0	0	0	0
14:35	0	0	0	0	0	0	0	0	0	0
14:40	0	3	0	0	0	0	0	0	0	0
14:45	0	0	0	0	0	0	0	0	0	0
14:50	0	0	0	0	0	0	0	0	0	0
14:55	0	0	0	0	0	0	0	0	0	0
15:00	0	0	0	0	0	0	0	0	0	0
15:05	0	0	0	0	0	0	0	0	0	0
15:10	0	0	0	0	0	0	0	0	0	0
15:15	0	0	0	0	0	0	0	0	0	0
15:20	0	0	0	0	0	0	0	0	0	0
15:25	0	0	0	0	0	0	0	0	0	0
15:30	0	0	0	0	0	0	0	0	0	0
15:35	0	0	0	0	0	0	0	0	0	0
15:40	0	0	0	0	0	0	0	0	0	0
15:45	0	0	0	0	0	0	0	0	0	0
15:50	0	0	0	0	0	0	0	0	0	0
15:55	0	0	0	0	0	0	0	0	0	0
16:00	0	0	0	0	0	1	0	0	0	0
16:05	0	0	0	0	0	2	0	1	0	0
16:10	0	0	0	0	0	0	0	0	0	0
16:15	0	0	0	0	0	0	0	0	0	0
16:20	0	0	0	0	0	0	0	1	0	0
16:25	0	0	0	0	0	4	0	1	0	0
16:30	0	0	0	0	1	26	0	0	0	0
16:35	0	0	0	0	0	0	0	0	0	0
16:40	0	0	0	0	0	0	0	0	0	0
16:45	0	0	0	0	0	16	0	0	0	0
16:50	0	0	0	0	0	37+	0	0	0	0
16:55	0	0	0	0	0	0	0	1	0	0
17:00	0	0	0	0	0	25	0	2	0	0
17:05	0	0	0	0	0	0	0	0	0	0
17:10	0	0	0	0	0	11	0	0	0	0
17:15	0	0	0	0	0	2	0	0	0	0
17:20	0	0	3	1	0	2	0	0	0	0
17:25	0	0	0	0	0	29+	0	0	0	0
17:30	0	0	0	0	0	0	0	0	0	0
17:35	0	0	0	0	0	8	0	0	0	0
17:40	0	0	0	0	0	0	0	0	0	0
17:45	0	0	0	0	0	1	0	0	0	0
17:50	0	0	0	0	0	0	0	0	0	0
17:55	0	0	0	0	0	0	0	0	0	0
18:00	0	0	0	0	0	0	0	2	0	0
18:05	0	0	3	0	0	0	0	2	0	0
18:10	0	0	0	0	0	0	0	0	0	0
18:15	0	0	0	0	0	0	0	0	0	0
18:20	0	0	0	0	0	0	0	0	0	0
18:25	0	0	0	0	0	0	0	1	0	0
18:30	0	0	0	0	0	0	0	2	0	0
18:35	0	0	0	0	0	0	0	0	0	0
18:40	0	0	1	0	0	0	0	0	0	0
18:45	0	0	0	0	0	0	0	1	0	0
18:50	0	0	0	0	0	0	0	0	0	0

Tracsis plc
Traffic and Data Services

Client : AECOM
Project : 3374-IRE Ringsend Traffic Survey
Site : 1
Date : 02/10/2018
Queue Method: Snap
Queue Lengths: Vehicle Number

Vehicle	Number	Metres
PC, MC *	0.5	2.5
LV	1	5
OGV1	2	10
OGV2	3	15
Bus	3	15

18:55	0	0	0	0	0	0	0	0	0	0	0

Tracsis plc
Traffic and Data Services

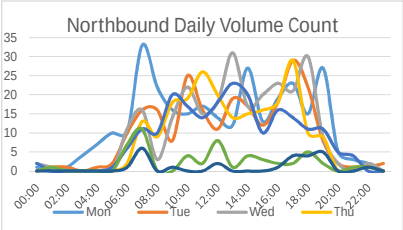

Direction	7-Day Average Speed	7-Day 85th %ile Speed
Northbound	14.9	17.7
Southbound	17.6	20.2
Combined	16.3	19.3
	kmph	kmph

20

On a 7-day average		
4.0%	0.3%	0.0%
16.6%	1.1%	0.0%
10.2%	0.7%	0.0%
of vehicles are travelling over posted speed limit (PSL)	of vehicles are traveling 10% +2 over PSL (24kmph)	of vehicles are 15kmph over PSL (35kmph)

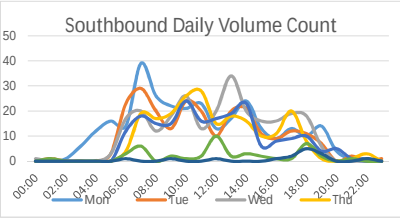

Direction	Weekday Average Total Traffic	7-Day Average Traffic	Weekday Traffic Total
Northbound	245	186	1304
Southbound	243	182	1272
Combined	488	368	2576

Tracsis will retain all personal data relating to this project, including all video images, for a period of three months after receipt of this report and all other data files for one year.

If you would like a copy of the personal data or wish for us to retain for a longer period, please do not hesitate to contact us.

Client:	AECOM
Project:	74-IRE Ringsend Traffic Survey
Site:	01 - Shellybanks Access
Start Date:	01/10/2018
Speed Limit:	20

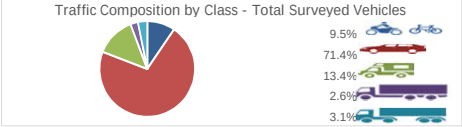

Incidents/Observations
No incidents or observations during the survey period

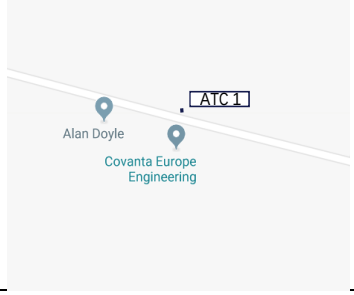

Combined

Traffic and Data Services

Client: AECOM
Project: 3374-IRE Ringsend Traffic Survey
Site: 01 - Shellybanks Access
Start Date: 01/10/2018

	Combined								
Time	Mon 01-Oct	Tue 02-Oct	Wed 03-Oct	Thu 04-Oct	Fri 05-Oct	Sat 06-Oct	Sun 07-Oct	5 Day Avg	7 Day Avg
00:00	0	0	1	0	1	0	0	0	0
00:15	0	0	0	0	0	0	0	0	0
00:30	1	0	2	0	1	0	0	1	1
00:45	0	0	0	0	0	0	0	0	0
01:00	0	0	1	0	0	0	0	0	0
01:15	0	0	0	0	0	1	0	0	0
01:30	0	2	0	1	0	1	0	1	1
01:45	0	0	0	0	0	0	0	0	0
02:00	1	1	0	0	0	0	0	0	0
02:15	1	0	0	0	0	0	0	0	0
02:30	0	0	0	0	0	0	0	0	0
02:45	0	0	0	0	0	0	0	0	0
03:00	0	0	0	0	0	0	0	0	0
03:15	0	0	0	0	0	0	0	0	0
03:30	8	0	0	0	0	0	0	2	1
03:45	2	0	0	0	0	0	0	0	0
04:00	4	1	0	0	0	0	0	1	1
04:15	2	0	0	0	0	0	0	0	0
04:30	9	0	0	0	0	0	0	2	1
04:45	4	0	0	0	0	0	0	1	1
05:00	7	2	1	0	0	0	0	2	1
05:15	1	3	1	0	0	0	0	1	1
05:30	9	0	0	0	1	0	0	2	1
05:45	9	0	1	0	0	0	0	2	1
06:00	5	0	6	0	2	4	0	3	2
06:15	2	2	4	0	6	4	0	3	3
06:30	6	13	4	1	3	1	2	5	4
06:45	11	18	14	5	7	1	0	11	8
07:00	17	14	11	10	8	10	3	12	10
07:15	28	12	9	11	11	5	1	14	11
07:30	19	12	6	5	7	2	2	10	8
07:45	8	7	10	6	3	0	0	7	5
08:00	14	10	6	6	9	0	0	9	6
08:15	15	8	2	5	6	0	0	7	5
08:30	11	8	4	7	6	0	0	7	5
08:45	8	10	3	8	4	0	0	7	5
09:00	7	3	5	4	15	0	0	7	5
09:15	7	4	11	10	12	0	2	9	7
09:30	13	9	12	12	5	0	0	10	7
09:45	11	5	4	11	3	2	0	7	5
10:00	6	12	7	13	10	1	0	10	7
10:15	12	16	13	13	9	1	0	13	9
10:30	9	11	18	7	16	3	0	12	9
10:45	9	10	10	12	6	0	0	9	7
11:00	10	11	11	19	8	0	0	12	8
11:15	10	13	7	10	7	2	0	9	7
11:30	12	7	4	13	3	2	0	8	6
11:45	8	5	6	12	12	0	0	9	6
12:00	9	7	18	3	4	10	0	8	7
12:15	7	3	3	10	8	1	3	6	5
12:30	9	3	9	7	10	2	0	8	6
12:45	2	8	8	15	13	5	0	9	7
13:00	4	8	18	11	14	1	0	11	8
13:15	8	8	13	6	5	2	0	8	6

13:30	8	12	16	10	17	0	0	13	9
13:45	9	11	18	5	6	0	0	10	7
14:00	22	14	11	14	13	2	0	15	11
14:15	15	8	6	5	13	0	0	9	7
14:30	8	8	13	8	10	5	0	9	7
14:45	6	8	7	4	7	0	0	6	5
15:00	7	6	12	4	5	0	0	7	5
15:15	1	6	7	10	2	2	0	5	4
15:30	8	7	9	6	5	3	0	7	5
15:45	10	4	8	6	4	0	0	6	5
16:00	7	11	8	14	5	0	1	9	7
16:15	6	9	9	4	6	2	0	7	5
16:30	8	5	14	5	8	1	1	8	6
16:45	7	2	8	6	5	0	0	6	4
17:00	5	7	4	7	10	0	3	7	5
17:15	9	6	7	8	9	0	0	8	6
17:30	9	16	17	18	2	0	0	12	9
17:45	13	12	12	16	2	3	3	11	9
18:00	11	6	19	7	6	3	4	10	8
18:15	7	11	10	5	6	5	1	8	6
18:30	5	10	10	5	2	0	1	6	5
18:45	2	6	9	1	7	4	3	5	5
19:00	12	5	7	5	9	2	4	8	6
19:15	19	7	5	2	2	2	2	7	6
19:30	5	2	3	2	4	0	0	3	2
19:45	5	1	0	1	0	0	2	1	1
20:00	6	1	0	0	10	0	0	3	2
20:15	0	0	2	0	0	0	0	0	0
20:30	3	1	0	0	0	0	0	1	1
20:45	0	0	0	0	0	0	0	0	0
21:00	2	1	0	2	0	0	0	1	1
21:15	0	2	0	0	5	0	0	1	1
21:30	2	0	0	0	0	2	0	0	1
21:45	0	0	0	0	0	0	0	0	0
22:00	3	0	1	0	0	1	1	1	1
22:15	0	1	1	0	0	0	0	0	0
22:30	0	0	0	4	0	0	1	1	1
22:45	0	0	0	0	0	0	0	0	0
23:00	0	1	0	0	0	0	0	0	0
23:15	0	0	0	0	0	0	0	0	0
23:30	0	0	0	0	0	0	0	0	0
23:45	0	2	0	0	0	0	0	0	0
07-19	456	409	462	414	364	79	28	421	316
06-22	534	462	507	432	412	95	38	469	354
06-00	537	466	509	436	412	96	40	472	357
00-00	595	475	516	437	415	98	40	488	368

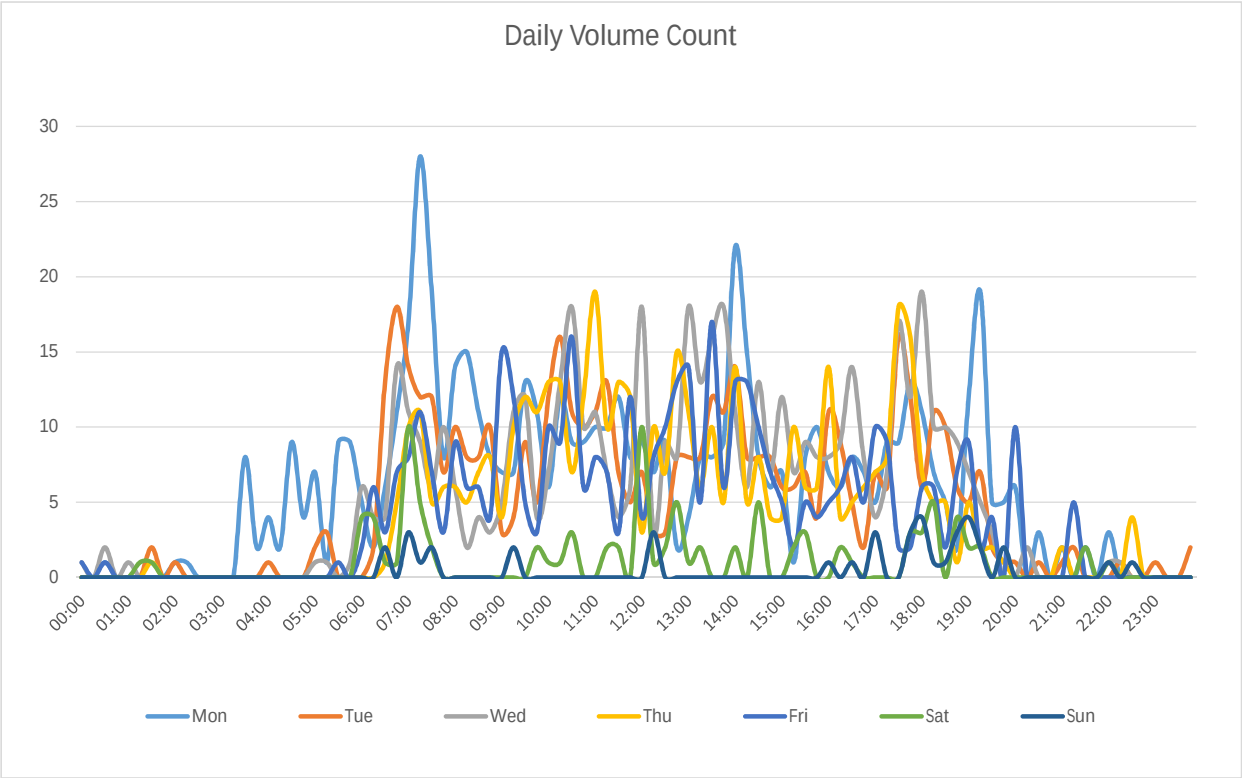
Daily Volume Count
30
25
20
15
10
5
0
00:00
01:00
02:00
03:00
04:00
05:00
06:00
07:00
08:00
09:00
10:00
11:00
12:00
13:00
14:00
15:00
16:00
17:00
18:00
19:00
20:00
21:00
22:00
23:00
Mon
Tue
Wed
Thu
Fri
Sat
Sun

Tracsis plc
Traffic and Data Services

Combined

Client: AECOM
Project: 3374-IRE Ringsend Traffic Survey
Site: 01 - Shellybanks Access
Start Date: 01/10/2018

Time	Combined								
	Mon 01-Oct	Tue 02-Oct	Wed 03-Oct	Thu 04-Oct	Fri 05-Oct	Sat 06-Oct	Sun 07-Oct	5 Day Avg	7 Day Avg
00:00	1	0	3	0	2	0	0	1	1
01:00	0	2	1	1	0	2	0	1	1
02:00	2	1	0	0	0	0	0	1	0
03:00	10	0	0	0	0	0	0	2	1
04:00	19	1	0	0	0	0	0	4	3
05:00	26	5	3	0	1	0	0	7	5
06:00	24	33	28	6	18	10	2	22	17
07:00	72	45	36	32	29	17	6	43	34
08:00	48	36	15	26	25	0	0	30	21
09:00	38	21	32	37	35	2	2	33	24
10:00	36	49	48	45	41	5	0	44	32
11:00	40	36	28	54	30	4	0	38	27
12:00	27	21	38	35	35	18	3	31	25
13:00	29	39	65	32	42	3	0	41	30
14:00	51	38	37	31	43	7	0	40	30
15:00	26	23	36	26	16	5	0	25	19
16:00	28	27	39	29	24	3	2	29	22
17:00	36	41	40	49	23	3	6	38	28
18:00	25	33	48	18	21	12	9	29	24
19:00	41	15	15	10	15	4	8	19	15
20:00	9	2	2	0	10	0	0	5	3
21:00	4	3	0	2	5	2	0	3	2
22:00	3	1	2	4	0	1	2	2	2
23:00	0	3	0	0	0	0	0	1	0
07-19	456	409	462	414	364	79	28	421	316
06-22	534	462	507	432	412	95	38	469	354
06-00	537	466	509	436	412	96	40	472	357
00-00	595	475	516	437	415	98	40	488	368

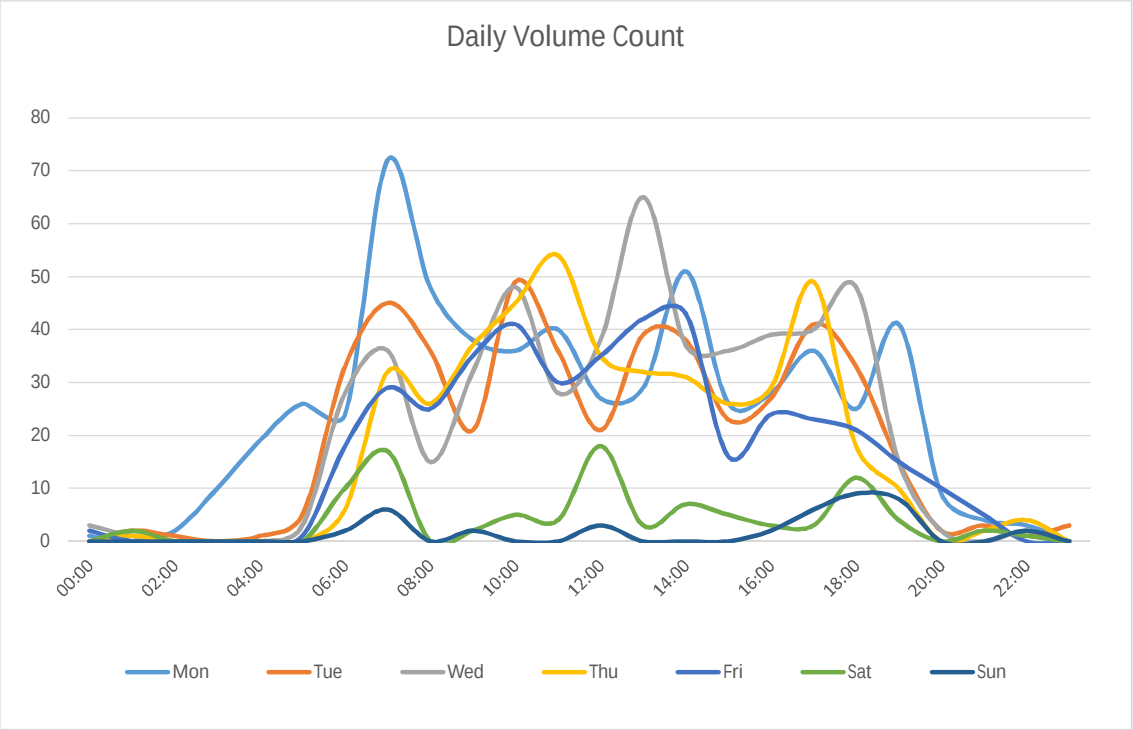
Daily Volume Count
80
70
60
50
40
30
20
10
0
00:00
02:00
04:00
06:00
08:00
10:00
12:00
14:00
16:00
18:00
20:00
22:00
Mon
Tue
Wed
Thu
Fri
Sat
Sun

Client: AECOM
Project: 3374-IRE Ringsend Traffic Survey
Site: 01 - Shellybanks Access
Start Date: 01/10/2018

7 Day Avg | Combined

		Combined											
		Classes											
	Total	1	2	3	4	5	6	7	8	9	10	11	12
7 Day Avg													
00:00	0	0	0	0	0	0	0	0	0	0	0	0	0
00:15	0	0	0	0	0	0	0	0	0	0	0	0	0
00:30	1	0	1	0	0	0	0	0	0	0	0	0	0
00:45	0	0	0	0	0	0	0	0	0	0	0	0	0
01:00	0	0	0	0	0	0	0	0	0	0	0	0	0
01:15	0	0	0	0	0	0	0	0	0	0	0	0	0
01:30	1	0	1	0	0	0	0	0	0	0	0	0	0
01:45	0	0	0	0	0	0	0	0	0	0	0	0	0
02:00	0	0	0	0	0	0	0	0	0	0	0	0	0
02:15	0	0	0	0	0	0	0	0	0	0	0	0	0
02:30	0	0	0	0	0	0	0	0	0	0	0	0	0
02:45	0	0	0	0	0	0	0	0	0	0	0	0	0
03:00	0	0	0	0	0	0	0	0	0	0	0	0	0
03:15	0	0	0	0	0	0	0	0	0	0	0	0	0
03:30	1	0	1	0	0	0	0	0	0	0	0	0	0
03:45	0	0	0	0	0	0	0	0	0	0	0	0	0
04:00	1	0	1	0	0	0	0	0	0	0	0	0	0
04:15	0	0	0	0	0	0	0	0	0	0	0	0	0
04:30	1	0	1	0	0	0	0	0	0	0	0	0	0
04:45	1	0	0	0	0	0	0	0	0	0	0	0	0
05:00	1	0	1	0	0	0	0	0	0	0	0	0	0
05:15	1	0	1	0	0	0	0	0	0	0	0	0	0
05:30	1	0	1	0	0	0	0	0	0	0	0	0	0
05:45	1	0	1	0	0	0	0	0	0	0	0	0	0
06:00	2	1	2	0	0	0	0	0	0	0	0	0	0
06:15	3	0	2	0	0	0	0	0	0	0	0	0	0
06:30	4	1	3	0	0	0	0	0	0	0	0	0	0
06:45	8	1	5	0	1	0	1	0	0	0	0	0	0
07:00	10	1	7	0	1	0	1	0	0	0	0	0	0
07:15	11	1	8	0	1	0	1	0	0	0	0	0	0
07:30	8	1	5	0	2	0	0	0	0	0	0	0	0
07:45	5	1	3	0	1	0	0	0	0	0	0	0	0
08:00	6	1	4	0	1	0	0	0	0	0	0	0	0
08:15	5	1	3	0	1	0	0	0	0	0	0	0	0
08:30	5	1	3	0	1	0	0	0	0	0	0	0	0
08:45	5	0	4	0	1	0	0	0	0	0	0	0	0
09:00	5	1	3	0	1	0	0	0	0	0	0	0	0
09:15	7	0	6	0	1	0	0	0	0	0	0	0	0
09:30	7	1	5	0	1	0	0	0	0	0	0	0	0
09:45	5	1	3	0	1	0	0	0	0	0	0	0	0
10:00	7	0	5	0	1	0	0	0	0	0	0	0	0
10:15	9	0	7	0	2	0	0	0	0	0	0	0	0
10:30	9	1	6	0	2	0	0	0	0	0	0	0	0
10:45	7	1	5	0	1	0	0	0	0	0	0	0	0
11:00	8	1	5	0	2	0	0	0	0	0	0	0	0
11:15	7	0	5	0	2	0	0	0	0	0	0	0	0
11:30	6	1	4	0	1	0	0	0	0	0	0	0	0

11:45	6	0	4	0	1	0	0	0	0	0	0	0	0
12:00	7	1	5	0	0	0	0	0	0	0	0	0	0
12:15	5	0	4	0	1	0	0	0	0	0	0	0	0
12:30	6	0	4	0	0	0	0	0	0	0	0	0	0
12:45	7	1	5	0	1	1	0	0	0	0	0	0	0
13:00	8	1	6	0	1	0	0	0	0	0	0	0	0
13:15	6	0	4	0	1	0	0	0	0	0	0	0	0
13:30	9	1	7	0	1	0	0	0	0	0	0	0	0
13:45	7	0	5	0	1	0	0	0	0	0	0	0	0
14:00	11	1	8	0	1	0	0	0	0	0	0	0	0
14:15	7	0	5	0	1	0	0	0	0	0	0	0	0
14:30	7	1	5	0	1	0	0	0	0	0	0	0	0
14:45	5	0	3	0	1	0	0	0	0	0	0	0	0
15:00	5	1	3	0	1	0	0	0	0	0	0	0	0
15:15	4	0	3	0	0	0	0	0	0	0	0	0	0
15:30	5	0	4	0	1	0	0	0	0	0	0	0	0
15:45	5	0	4	0	1	0	0	0	0	0	0	0	0
16:00	7	0	5	0	1	0	0	0	0	0	0	0	0
16:15	5	0	4	0	0	0	0	0	0	0	0	0	0
16:30	6	1	4	0	0	0	0	0	0	0	0	0	0
16:45	4	0	3	0	0	0	0	0	0	0	0	0	0
17:00	5	0	4	0	1	0	0	0	0	0	0	0	0
17:15	6	0	4	0	1	0	0	0	0	0	0	0	0
17:30	9	1	6	0	2	0	0	0	0	0	0	0	0
17:45	9	2	5	0	2	0	0	0	0	0	0	0	0
18:00	8	1	6	0	1	0	0	0	0	0	0	0	0
18:15	6	0	5	0	1	0	0	0	0	0	0	0	0
18:30	5	1	3	0	0	0	0	0	0	0	0	0	0
18:45	5	0	3	0	1	0	0	0	0	0	0	0	0
19:00	6	0	5	0	1	0	0	0	0	0	0	0	0
19:15	6	1	3	0	1	1	0	0	0	0	0	0	0
19:30	2	0	2	0	0	0	0	0	0	0	0	0	0
19:45	1	0	1	0	0	0	0	0	0	0	0	0	0
20:00	2	0	2	0	0	0	0	0	0	0	0	0	0
20:15	0	0	0	0	0	0	0	0	0	0	0	0	0
20:30	1	0	0	0	0	0	0	0	0	0	0	0	0
20:45	0	0	0	0	0	0	0	0	0	0	0	0	0
21:00	1	0	0	0	0	0	0	0	0	0	0	0	0
21:15	1	0	1	0	0	0	0	0	0	0	0	0	0
21:30	1	0	1	0	0	0	0	0	0	0	0	0	0
21:45	0	0	0	0	0	0	0	0	0	0	0	0	0
22:00	1	0	1	0	0	0	0	0	0	0	0	0	0
22:15	0	0	0	0	0	0	0	0	0	0	0	0	0
22:30	1	0	1	0	0	0	0	0	0	0	0	0	0
22:45	0	0	0	0	0	0	0	0	0	0	0	0	0
23:00	0	0	0	0	0	0	0	0	0	0	0	0	0
23:15	0	0	0	0	0	0	0	0	0	0	0	0	0
23:30	0	0	0	0	0	0	0	0	0	0	0	0	0
23:45	0	0	0	0	0	0	0	0	0	0	0	0	0
07-19	316	29	223	1	47	8	8	0	0	0	0	0	0
06-22	354	34	250	1	49	9	10	0	0	0	0	0	0
06-00	357	34	252	1	49	9	10	0	0	0	0	0	0
00-00	368	35	262	1	49	9	11	0	0	0	0	0	0

ARX Classification Scheme					
Class No.	No. Axles	Axle Groups	Description	Aggregate	Vehicle Example
1	2	1 or 2	Very Short - Bicycle or Motorcycle	Light	
2	2	1 or 2	Short - Car, 4WD or Light Van		
3	3/4/5	3	Short Towing - Trailer, Caravan etc.		
4	2	2	2-Axle Truck or Bus	Medium	
5	3	2	3-Axle Truck or Bus		
6	>3	2	4-Axle Truck		
7	3	3	3-Axle Articulated Vehicle or Rigid Vehicle & Trailer	Heavy	
8	4	>2	4-Axle Articulated Vehicle or Rigid Vehicle & Trailer		
9	5	>2	5-Axle Articulated Vehicle or Rigid Vehicle & Trailer		
10	>=6	>2	6 (or more) Axle Articulated Vehicle or Rigid Vehicle & Trailer		
11	>6	4	B-Double or Heavy Truck & Trailer		
12	>6	>=5	Double or Triple Heavy Truck & 2 (or more) Trailers		

Traffic and Data Services

Client:
Project:
Site:
Start Date:

Northbound						
Day	PC/MC	CAR	LGV & PSV 2Axle	OGV1 & PSV 3 Axle	OGV2	Total
Monday	43	222	4	14	13	296
Tuesday	42	175	4	11	6	238
Wednesday	40	203	0	5	9	257
Thursday	25	177	2	10	7	221
Friday	26	176	3	4	4	213
Saturday	7	44	0	2	1	54
Sunday	1	20	0	2	2	25
5day	35	191	3	9	8	245
7day	26	145	2	7	6	186

7day

AECOM
3374-IRE Ringsend Traffic Survey
01 - Shellybanks Access
01/10/2018

Southbound						
Day	PC/MC	CAR	LGV & PSV 2Axle	OGV1 & PSV 3 Axle	OGV2	Total
Monday	9	203	78	3	6	299
Tuesday	15	145	68	1	8	237
Wednesday	14	155	74	7	9	259
Thursday	8	144	50	5	9	216
Friday	8	122	63	2	7	202
Saturday	6	38	0	0	0	44
Sunday	1	14	0	0	0	15
5day	11	154	67	4	8	243
7day	9	117	48	3	6	182

Combined						
Day	PC/MC	CAR	LGV & PSV 2Axle	OGV1 & PSV 3 Axle	OGV2	Total
Monday	52	425	82	17	19	595
Tuesday	57	320	72	12	14	475
Wednesday	54	358	74	12	18	516
Thursday	33	321	52	15	16	437
Friday	34	298	66	6	11	415
Saturday	13	82	0	2	1	98
Sunday	2	34	0	2	2	40
5day	46	344	69	12	16	488
7day	35	263	49	9	12	368

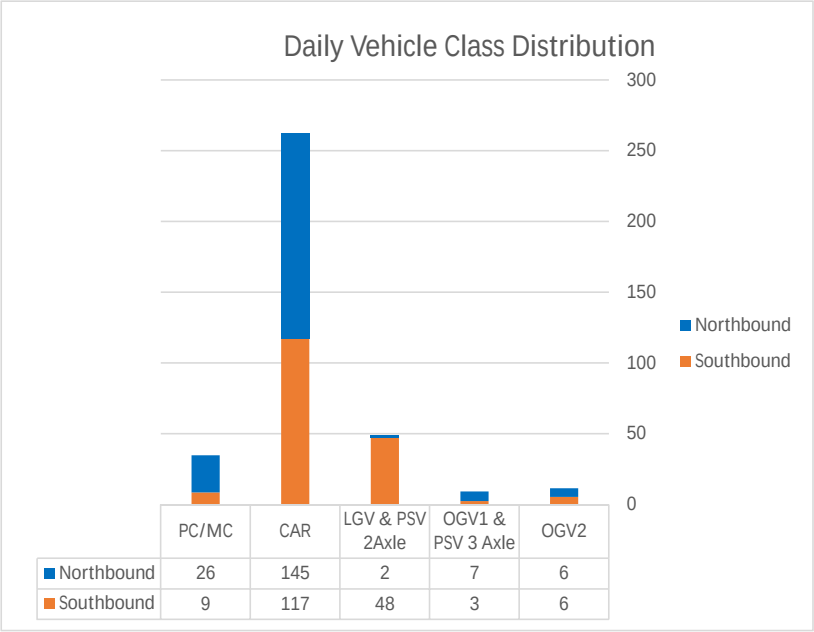

Tracsis plc

7 Day Avg | Combined

Client: AECOM
Project: 3374-IRE Ringsend Traffic Survey
Site: 01 - Shellybanks Access
Start Date: 01/10/2018

7 Day Avg Time	Total	0-10	10-15	15-20	20-25	25-30	30-35	35-40	40-45	45-50	50-55	55-60	60-65	65-70	70-75	75-80	80-85	85-90	90-95	95-100	100+
00:00	1	0	0	0	0	0	0	0	0	0	0	0	0	0	0	0	0	0	0	0	0
01:00	1	0	0	1	0	0	0	0	0	0	0	0	0	0	0	0	0	0	0	0	0
02:00	0	0	0	0	0	0	0	0	0	0	0	0	0	0	0	0	0	0	0	0	0
03:00	1	0	0	1	0	0	0	0	0	0	0	0	0	0	0	0	0	0	0	0	0
04:00	3	0	0	1	1	0	0	0	0	0	0	0	0	0	0	0	0	0	0	0	0
05:00	5	1	2	2	0	0	0	0	0	0	0	0	0	0	0	0	0	0	0	0	0
06:00	17	0	4	10	3	0	0	0	0	0	0	0	0	0	0	0	0	0	0	0	0
07:00	34	2	10	19	3	0	0	0	0	0	0	0	0	0	0	0	0	0	0	0	0
08:00	21	2	6	10	3	0	0	0	0	0	0	0	0	0	0	0	0	0	0	0	0
09:00	24	3	6	14	1	0	0	0	0	0	0	0	0	0	0	0	0	0	0	0	0
10:00	32	1	10	16	4	0	0	0	0	0	0	0	0	0	0	0	0	0	0	0	0
11:00	27	1	10	15	1	0	0	0	0	0	0	0	0	0	0	0	0	0	0	0	0
12:00	25	2	9	13	2	0	0	0	0	0	0	0	0	0	0	0	0	0	0	0	0
13:00	30	1	8	16	4	0	0	0	0	0	0	0	0	0	0	0	0	0	0	0	0
14:00	30	0	9	17	2	0	0	0	0	0	0	0	0	0	0	0	0	0	0	0	0
15:00	19	1	6	10	1	0	0	0	0	0	0	0	0	0	0	0	0	0	0	0	0
16:00	22	0	5	13	3	0	0	0	0	0	0	0	0	0	0	0	0	0	0	0	0
17:00	28	1	10	16	2	0	0	0	0	0	0	0	0	0	0	0	0	0	0	0	0
18:00	24	0	6	15	2	0	0	0	0	0	0	0	0	0	0	0	0	0	0	0	0
19:00	15	0	5	10	1	0	0	0	0	0	0	0	0	0	0	0	0	0	0	0	0
20:00	3	0	0	2	1	0	0	0	0	0	0	0	0	0	0	0	0	0	0	0	0
21:00	2	0	1	1	0	0	0	0	0	0	0	0	0	0	0	0	0	0	0	0	0
22:00	2	0	0	1	1	0	0	0	0	0	0	0	0	0	0	0	0	0	0	0	0
23:00	0	0	0	0	0	0	0	0	0	0	0	0	0	0	0	0	0	0	0	0	0
07-19	316	15	95	176	28	1	0	0	0	0	0	0	0	0	0	0	0	0	0	0	0
06-22	354	16	105	199	33	1	0	0	0	0	0	0	0	0	0	0	0	0	0	0	0
06-00	357	16	105	200	34	2	0	0	0	0	0	0	0	0	0	0	0	0	0	0	0
00-00	368	17	108	206	36	2	0	0	0	0	0	0	0	0	0	0	0	0	0	0	0

20		24		35				
>PSL	%	ACPO	%	DFT	%	Avg	85th	95th
0	17%	0	0%	0	0%	17.2	-	-
0	0%	0	0%	0	0%	17.3	-	-
0	0%	0	0%	0	0%	14.9	-	-
0	10%	0	10%	0	0%	16.6	21.8	-
1	35%	0	10%	0	0%	18.3	22.7	26.8
0	9%	0	0%	0	0%	14.3	19.4	21.1
3	18%	0	0%	0	0%	16.9	20.3	21.7
3	10%	0	0%	0	0%	16.0	19.3	21.1
3	14%	0	2%	0	0%	16.0	19.9	21.2
1	5%	0	1%	0	0%	15.3	19.2	19.9
4	14%	0	1%	0	0%	16.5	19.8	21.7
1	5%	0	0%	0	0%	16.0	18.5	20.0
2	7%	0	1%	0	0%	15.7	18.6	21.3
4	14%	0	0%	0	0%	16.6	19.8	21.5
2	8%	0	0%	0	0%	16.4	19.1	20.9
1	5%	0	0%	0	0%	15.8	18.6	20.1
3	13%	0	1%	0	0%	17.0	19.5	21.9
2	7%	0	1%	0	0%	16.2	18.9	20.3
2	9%	0	1%	0	0%	16.7	19.1	21.0
1	7%	0	0%	0	0%	16.3	19.1	20.8
1	26%	0	9%	0	0%	18.2	21.8	24.8
0	13%	0	0%	0	0%	17.5	19.9	-
1	46%	0	8%	0	0%	19.8	22.5	-
0	33%	0	0%	0	0%	17.9	-	-
29	9%	2	1%	0	0%	16.2	19.2	20.9
35	10%	2	1%	0	0%	16.2	19.3	21.0
33	9%	2	1%	0	0%	16.3	19.3	21.0
38	10%	3	1%	0	0%	16.3	19.3	21.1

Abbreviations	
PSL	Posted Speed Limit
ACPO	Association of Chief Police Officers (Used to display the speed limit the police will generally enforce, 110% of PSL +2mph)
DFT	Department for Transport (Used to display a speed statistic used by the government looking at vehicles travelling over 15mph above the PSL)

Tracsis plc
Traffic and Data Services

Client:
Project:
Site:
Start Date:

Northbound						
Day	Avg	85th	95th	% >PSL	% >ACPO	%>DFT
Monday	14.7	17.2	19.1	2.0%	0.3%	0.0%
Tuesday	15.2	17.3	20.1	5.0%	0.8%	0.0%
Wednesday	14.8	16.9	18.4	1.9%	0.4%	0.0%
Thursday	15	18.3	19.9	4.5%	0.0%	0.0%
Friday	14.9	18.4	20.4	7.5%	0.0%	0.0%
Saturday	16.3	18.6	20.3	5.6%	0.0%	0.0%
Sunday	15	15.8	17.2	0.0%	0.0%	0.0%
5day	14.9	17.6	19.5	4.0%	0.3%	0.0%
7day	14.9	17.7	19.5	4.0%	0.3%	0.0%

Combined

7day

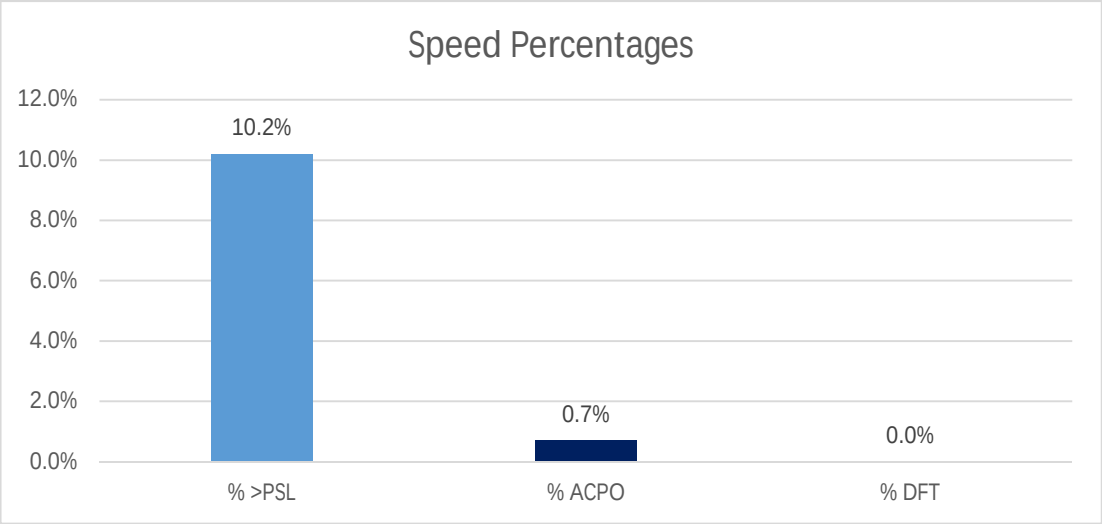

AECOM
3374-IRE Ringsend Traffic Survey
01 - Shellybanks Access
01/10/2018

Southbound						
Day	Avg	85th	95th	% >PSL	% >ACPO	%>DFT
Monday	17	20	22.5	15.4%	2.3%	0.0%
Tuesday	17.6	19.8	21	13.9%	0.0%	0.0%
Wednesday	18.1	20.3	22.2	18.9%	0.8%	0.0%
Thursday	17.7	20.4	21.7	19.0%	0.0%	0.0%
Friday	17.6	19.8	21.7	13.9%	0.5%	0.0%
Saturday	18.4	22.8	25	27.3%	9.1%	0.0%
Sunday	18.5	20.5	-	13.3%	0.0%	0.0%
5day	17.6	20.1	21.8	16.2%	0.8%	0.0%
7day	17.6	20.2	21.9	16.6%	1.1%	0.0%

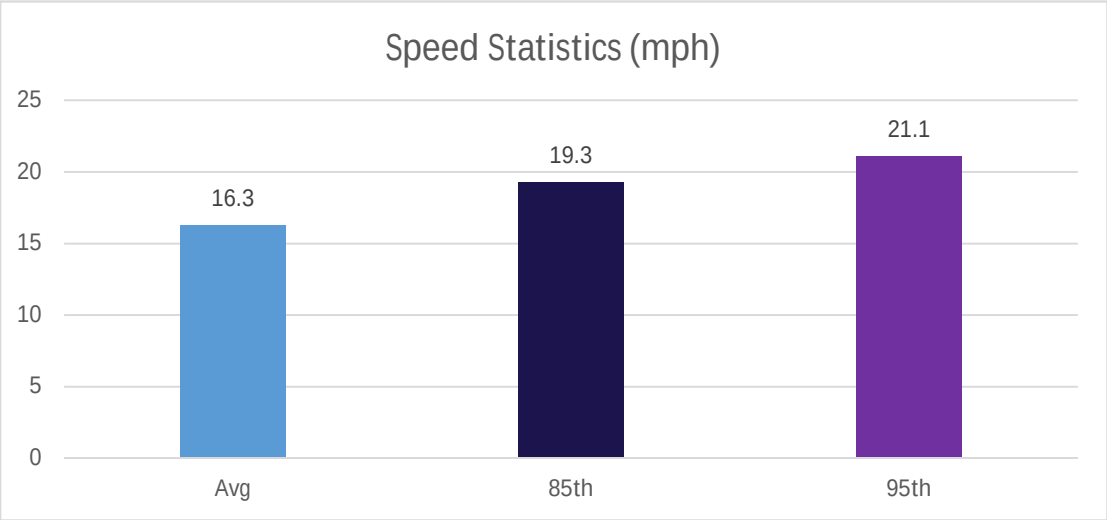

Combined						
Day	Avg	85th	95th	% >PSL	% >ACPO	%>DFT
Monday	15.8	19.1	21.1	8.7%	1.3%	0.0%
Tuesday	16.4	19.2	20.4	9.5%	0.4%	0.0%
Wednesday	16.5	19.4	21.3	10.5%	0.6%	0.0%
Thursday	16.3	19.4	21.2	11.7%	0.0%	0.0%
Friday	16.2	19.4	21.1	10.6%	0.2%	0.0%
Saturday	17.2	20.1	23.8	15.3%	4.1%	0.0%
Sunday	16.3	19.2	21.1	5.0%	0.0%	0.0%
5day	16.2	19.3	21	10.1%	0.6%	0.0%
7day	16.3	19.3	21.1	10.2%	0.7%	0.0%

Abbreviations	
PSL	Posted Speed Limit
ACPO	Association of Chief Police Officers (Used to display the speed limit the police will generally enforce, 110% of PSL +2mph)
DFT	Department for Transport (Used to display a speed statistic used by the government looking at vehicles travelling over 15mph above the PSL)

Tracsis plc
Traffic and Data Services

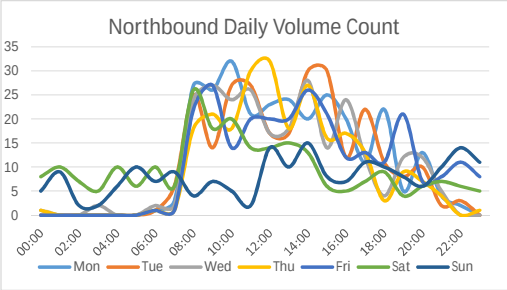

Direction	7-Day Average Speed	7-Day 85th %ile Speed
Northbound	11.6	13.8
Southbound	14.2	17.1
Combined	12.9	15.9
	kmph	kmph

20

On a 7-day average		
1.5%	1.1%	0.8%
4.2%	1.3%	0.5%
2.8%	1.2%	0.7%
of vehicles are travelling over posted speed limit (PSL)	of vehicles are traveling 10% +2 over PSL (24kmph)	of vehicles are 15kmph over PSL (35kmph)

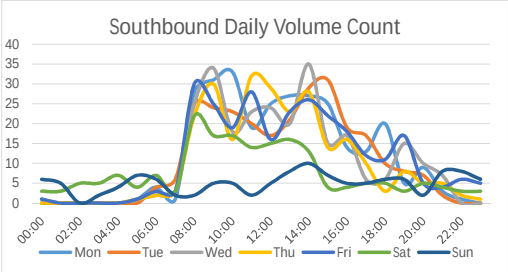

Direction	Weekday Average Total Traffic	7-Day Average Traffic	Weekday Traffic Total
Northbound	259	246	1724
Southbound	267	235	1645
Combined	526	481	3369

Tracsis will retain all personal data relating to this project, including all video images, for a period of three months after receipt of this report and all other data files for one year.

If you would like a copy of the personal data or wish for us to retain for a longer period, please do not hesitate to contact us.

Client:	AECOM
Project:	374-IRE Ringsend Traffic Survey
Site:	02 - Track Delivery Access
Start Date:	01/10/2018
Speed Limit:	20

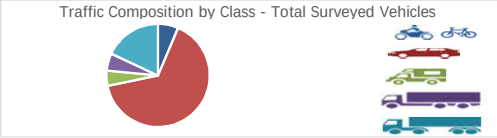

Incidents/Observations
No incidents or observations during the survey period

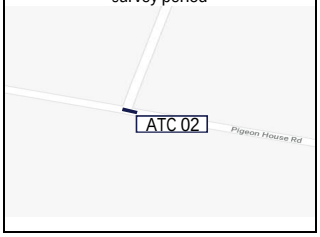

Tracsis plc and Data Services

Combined

Client: AECOM
Project: 3374-IRE Ringsend Traffic Survey
Site: 02 - Track Delivery Access
Start Date: 01/10/2018

Time	Combined								
	Mon 01-Oct	Tue 02-Oct	Wed 03-Oct	Thu 04-Oct	Fri 05-Oct	Sat 06-Oct	Sun 07-Oct	5 Day Avg	7 Day Avg
00:00	0	0	0	0	0	3	3	0	1
00:15	0	0	2	0	1	3	5	1	2
00:30	0	0	0	0	0	2	3	0	1
00:45	0	0	0	1	0	3	0	0	1
01:00	0	0	0	0	0	3	3	0	1
01:15	0	0	0	0	0	3	5	0	1
01:30	0	0	0	0	0	4	3	0	1
01:45	0	0	0	0	0	3	3	0	1
02:00	0	0	0	0	0	5	0	0	1
02:15	0	0	0	0	0	1	2	0	0
02:30	0	0	0	0	0	3	0	0	0
02:45	0	0	0	0	0	3	0	0	0
03:00	0	0	0	0	0	0	0	0	0
03:15	0	0	0	0	0	5	0	0	1
03:30	0	0	0	0	0	3	0	0	0
03:45	0	0	2	0	0	2	4	0	1
04:00	0	0	0	0	0	5	0	0	1
04:15	0	0	0	0	0	9	4	0	2
04:30	0	0	0	0	0	2	2	0	1
04:45	0	0	0	0	0	1	4	0	1
05:00	0	0	0	0	0	3	6	0	1
05:15	0	0	0	0	0	3	3	0	1
05:30	0	0	0	0	0	2	5	0	1
05:45	1	0	1	1	1	2	3	1	1
06:00	0	0	0	3	1	6	3	1	2
06:15	0	4	0	0	0	4	3	1	2
06:30	0	0	3	0	3	4	3	1	2
06:45	5	1	1	0	0	3	4	1	2
07:00	0	0	0	0	0	0	3	0	0
07:15	0	0	0	0	0	3	2	0	1
07:30	4	8	2	0	1	3	3	3	3
07:45	0	4	3	4	3	3	3	3	3
08:00	19	16	12	17	20	16	0	17	14
08:15	12	26	16	17	10	17	2	16	14
08:30	7	7	14	3	3	3	3	7	6
08:45	17	1	7	3	19	12	1	9	9
09:00	11	11	14	17	5	15	0	12	10
09:15	13	10	6	3	21	4	3	11	9
09:30	20	3	13	13	5	6	4	11	9
09:45	13	14	28	18	21	10	5	19	16
10:00	9	12	11	3	10	14	0	9	8
10:15	28	19	7	10	6	7	3	14	11
10:30	15	10	15	18	5	2	5	13	10
10:45	13	9	9	3	12	14	2	9	9
11:00	4	9	14	20	11	7	0	12	9
11:15	23	9	9	20	11	5	0	14	11
11:30	8	16	14	7	13	7	2	12	10
11:45	5	13	12	15	13	9	2	12	10
12:00	12	8	9	12	16	10	4	11	10

12:15	9	11	8	25	14	7	6	13	11
12:30	12	3	10	14	3	2	3	8	7
12:45	15	12	14	10	3	10	6	11	10
13:00	11	13	13	16	8	6	3	12	10
13:15	9	10	14	10	19	8	7	12	11
13:30	17	4	7	6	8	5	5	8	7
13:45	14	11	4	9	8	12	3	9	9
14:00	5	11	15	19	20	5	5	14	11
14:15	12	18	14	13	7	5	9	13	11
14:30	10	13	14	11	10	11	8	12	11
14:45	20	17	20	12	15	5	3	17	13
15:00	10	12	5	11	4	2	1	8	6
15:15	6	20	18	7	14	3	5	13	10
15:30	12	13	1	5	8	2	3	8	6
15:45	22	16	5	7	17	3	6	13	11
16:00	11	8	16	3	5	3	3	9	7
16:15	15	9	7	13	9	0	3	11	8
16:30	5	4	12	7	14	3	0	8	6
16:45	3	10	6	10	2	3	6	6	6
17:00	5	18	1	1	2	5	5	5	5
17:15	7	6	6	10	5	2	1	7	5
17:30	9	8	4	1	12	1	4	7	6
17:45	3	7	7	11	6	4	6	7	6
18:00	12	3	2	3	1	6	6	4	5
18:15	16	9	3	0	7	2	2	7	6
18:30	5	3	1	0	7	1	8	3	4
18:45	9	6	4	3	7	5	0	6	5
19:00	2	9	9	0	12	1	4	6	5
19:15	4	4	9	12	7	2	4	7	6
19:30	0	3	2	4	11	3	5	4	4
19:45	4	0	7	1	8	1	1	4	3
20:00	9	7	10	5	4	2	1	7	5
20:15	5	8	3	6	3	6	4	5	5
20:30	7	1	4	1	1	2	1	3	2
20:45	1	1	5	0	4	1	2	2	2
21:00	2	0	1	3	3	1	3	2	2
21:15	2	0	3	0	3	3	7	2	3
21:30	0	3	2	3	3	5	7	2	3
21:45	3	1	6	3	3	2	1	3	3
22:00	3	3	0	0	7	4	3	3	3
22:15	0	0	0	0	4	1	6	1	2
22:30	0	0	0	0	4	3	4	1	2
22:45	0	0	0	2	2	1	9	1	2
23:00	0	0	0	0	4	2	2	1	1
23:15	0	0	0	0	3	2	2	1	1
23:30	0	0	0	0	4	3	6	1	2
23:45	0	0	0	2	2	1	7	1	2
07-19	517	480	446	440	440	288	164	465	396
06-22	561	522	511	481	506	334	217	516	447
06-00	564	525	511	485	536	351	256	524	461
00-00	565	525	516	487	538	424	314	526	481

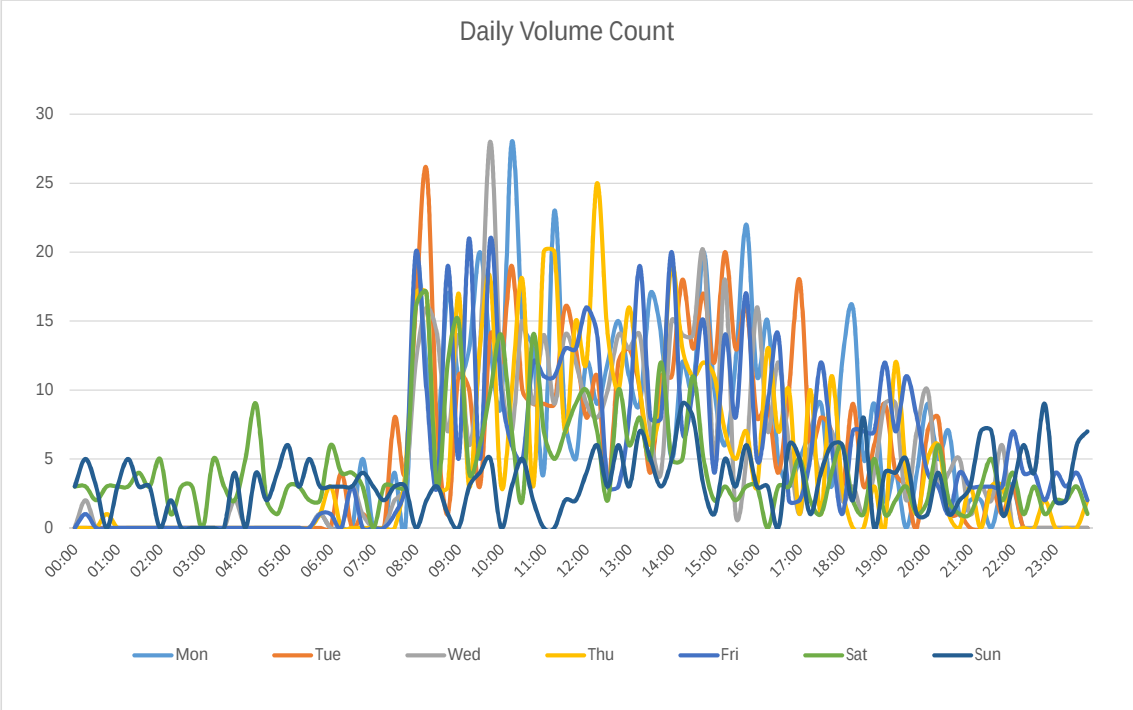
Daily Volume Count
30
25
20
15
10
5
0
00:00
01:00
02:00
03:00
04:00
05:00
06:00
07:00
08:00
09:00
10:00
11:00
12:00
13:00
14:00
15:00
16:00
17:00
18:00
19:00
20:00
21:00
22:00
23:00
Mon
Tue
Wed
Thu
Fri
Sat
Sun

Tracsis plc
Combined
d Data Services

Client: AECOM
Project: 3374-IRE Ringsend Traffic Survey
Site: 02 - Track Delivery Access
Start Date: 01/10/2018

	Combined								
Time	Mon 01-Oct	Tue 02-Oct	Wed 03-Oct	Thu 04-Oct	Fri 05-Oct	Sat 06-Oct	Sun 07-Oct	5 Day Avg	7 Day Avg
00:00	0	0	2	1	1	11	11	1	4
01:00	0	0	0	0	0	13	14	0	4
02:00	0	0	0	0	0	12	2	0	2
03:00	0	0	2	0	0	10	4	0	2
04:00	0	0	0	0	0	17	10	0	4
05:00	1	0	1	1	1	10	17	1	4
06:00	5	5	4	3	4	17	13	4	7
07:00	4	12	5	4	4	9	11	6	7
08:00	55	50	49	40	52	48	6	49	43
09:00	57	38	61	51	52	35	12	52	44
10:00	65	50	42	34	33	37	10	45	39
11:00	40	47	49	62	48	28	4	49	40
12:00	48	34	41	61	36	29	19	44	38
13:00	51	38	38	41	43	31	18	42	37
14:00	47	59	63	55	52	26	25	55	47
15:00	50	61	29	30	43	10	15	43	34
16:00	34	31	41	33	30	9	12	34	27
17:00	24	39	18	23	25	12	16	26	22
18:00	42	21	10	6	22	14	16	20	19
19:00	10	16	27	17	38	7	14	22	18
20:00	22	17	22	12	12	11	8	17	15
21:00	7	4	12	9	12	11	18	9	10
22:00	3	3	0	2	17	9	22	5	8
23:00	0	0	0	2	13	8	17	3	6
07-19	517	480	446	440	440	288	164	465	396
06-22	561	522	511	481	506	334	217	516	447
06-00	564	525	511	485	536	351	256	524	461
00-00	565	525	516	487	538	424	314	526	481

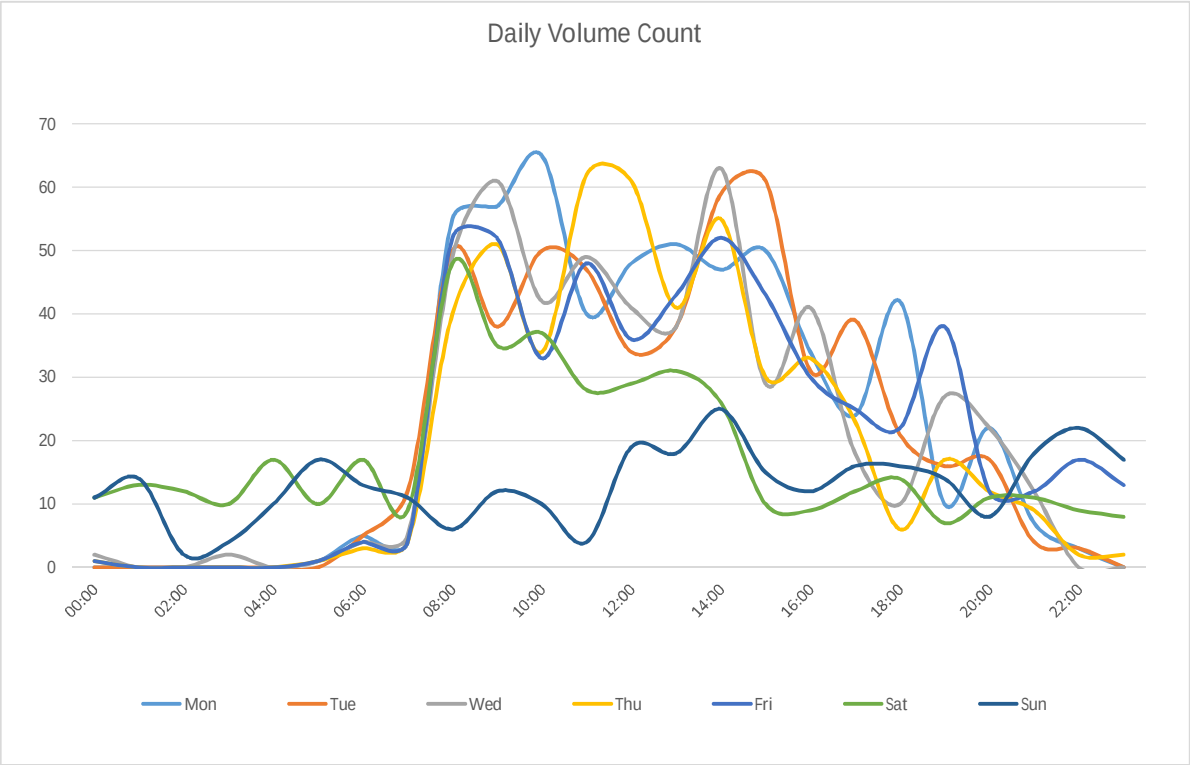
Daily Volume Count
70
60
50
40
30
20
10
0
00:00
02:00
04:00
06:00
08:00
10:00
12:00
14:00
16:00
18:00
20:00
22:00
Mon
Tue
Wed
Thu
Fri
Sat
Sun

Client: AECOM
Project: 3374-IRE Ringsend Traffic Survey
Site: 02 - Track Delivery Access
Start Date: 01/10/2018

7 Day Avg | Combined

		Combined											
		Classes											
	Total	1	2	3	4	5	6	7	8	9	10	11	12
7 Day Avg													
00:00	1	0	1	0	0	0	0	0	0	0	0	0	0
00:15	2	0	1	0	0	0	0	0	0	0	0	0	0
00:30	1	0	0	0	0	0	0	0	0	0	0	0	0
00:45	1	0	0	0	0	0	0	0	0	0	0	0	0
01:00	1	0	0	0	0	0	0	0	0	0	0	0	0
01:15	1	0	1	0	0	0	0	0	0	0	0	0	0
01:30	1	0	1	0	0	0	0	0	0	0	0	0	0
01:45	1	0	0	0	0	0	0	0	0	0	0	0	0
02:00	1	0	1	0	0	0	0	0	0	0	0	0	0
02:15	0	0	0	0	0	0	0	0	0	0	0	0	0
02:30	0	0	0	0	0	0	0	0	0	0	0	0	0
02:45	0	0	0	0	0	0	0	0	0	0	0	0	0
03:00	0	0	0	0	0	0	0	0	0	0	0	0	0
03:15	1	0	1	0	0	0	0	0	0	0	0	0	0
03:30	0	0	0	0	0	0	0	0	0	0	0	0	0
03:45	1	0	0	0	0	0	0	0	0	0	0	0	0
04:00	1	0	0	0	0	0	0	0	0	0	0	0	0
04:15	2	0	1	0	0	0	1	0	0	0	0	0	0
04:30	1	0	0	0	0	0	0	0	0	0	0	0	0
04:45	1	0	0	0	0	0	0	0	0	0	0	0	0
05:00	1	0	1	0	0	0	0	0	0	0	0	0	0
05:15	1	0	1	0	0	0	0	0	0	0	0	0	0
05:30	1	0	0	0	0	0	0	0	0	0	0	0	0
05:45	1	0	1	0	0	0	0	0	0	0	0	0	0
06:00	2	0	1	0	0	0	0	0	0	0	0	0	0
06:15	2	0	1	0	0	0	0	0	0	0	0	0	0
06:30	2	0	1	0	0	0	0	0	0	0	0	0	0
06:45	2	0	1	0	0	0	0	0	0	0	0	0	0
07:00	0	0	0	0	0	0	0	0	0	0	0	0	0
07:15	1	0	0	0	0	0	0	0	0	0	0	0	0
07:30	3	0	2	0	0	0	0	0	0	0	0	0	0
07:45	3	0	2	0	0	0	0	0	0	0	0	0	0
08:00	14	0	10	0	0	1	1	0	0	0	1	0	0
08:15	14	0	10	0	1	1	0	0	0	0	1	0	0
08:30	6	0	3	0	1	0	1	0	0	0	1	0	0
08:45	9	0	6	0	0	1	1	0	0	0	1	0	0
09:00	10	0	8	0	0	1	1	0	0	0	0	0	0
09:15	9	0	6	0	0	1	1	0	0	0	0	0	0
09:30	9	0	5	0	0	1	1	0	0	0	1	0	0
09:45	16	0	11	0	0	1	1	0	0	0	1	0	0
10:00	8	0	6	0	0	1	1	0	0	0	0	0	0
10:15	11	1	8	0	1	0	1	0	0	0	0	0	0
10:30	10	1	6	0	1	1	1	0	0	0	1	0	0
10:45	9	0	5	0	0	1	1	0	0	0	1	0	0
11:00	9	1	6	0	0	0	1	0	0	0	0	0	0
11:15	11	0	7	0	1	1	1	0	0	0	0	0	0
11:30	10	0	7	0	1	0	1	0	0	0	0	0	0
11:45	10	0	7	0	1	0	1	0	0	0	1	0	0

12:00	10	1	7	0	0	1	0	0	0	0	1	0	0
12:15	11	1	8	0	0	1	1	0	0	0	0	0	0
12:30	7	0	4	0	0	0	2	0	0	0	1	0	0
12:45	10	0	8	0	0	0	1	0	0	0	0	0	0
13:00	10	1	6	0	0	1	1	0	0	0	1	0	0
13:15	11	0	7	0	1	1	1	0	0	0	1	0	0
13:30	7	1	4	0	0	1	1	0	0	0	1	0	0
13:45	9	0	5	0	1	1	1	0	0	0	0	0	0
14:00	11	0	8	0	1	1	2	0	0	0	0	0	0
14:15	11	0	9	0	0	0	1	0	0	0	1	0	0
14:30	11	1	8	0	1	0	1	0	0	0	0	0	0
14:45	13	1	9	0	1	1	1	0	0	0	1	0	0
15:00	6	0	5	0	0	0	1	0	0	0	0	0	0
15:15	10	1	7	0	1	1	1	0	0	0	0	0	0
15:30	6	0	4	0	0	1	1	0	0	0	0	0	0
15:45	11	1	7	0	1	0	1	0	0	0	1	0	0
16:00	7	0	4	0	0	1	1	0	0	0	1	0	0
16:15	8	0	6	0	0	0	1	0	0	0	0	0	0
16:30	6	0	5	0	0	0	0	0	0	0	0	0	0
16:45	6	0	3	0	0	0	1	0	0	0	1	0	0
17:00	5	0	4	0	0	0	0	0	0	0	1	0	0
17:15	5	0	3	0	0	0	1	0	0	0	1	0	0
17:30	6	0	4	0	0	0	1	0	0	0	1	0	0
17:45	6	0	5	0	0	1	0	0	0	0	0	0	0
18:00	5	0	3	0	0	0	0	0	0	0	0	0	0
18:15	6	0	4	0	0	0	1	0	0	0	1	0	0
18:30	4	0	2	0	0	0	0	0	0	0	1	0	0
18:45	5	0	3	0	0	0	0	0	0	0	0	0	0
19:00	5	0	3	0	0	0	1	0	0	0	0	0	0
19:15	6	0	3	0	1	0	1	0	0	0	0	0	0
19:30	4	0	2	0	0	0	1	0	0	0	0	0	0
19:45	3	0	2	0	0	0	0	0	0	0	0	0	0
20:00	5	0	3	0	1	0	1	0	0	0	1	0	0
20:15	5	1	3	0	1	0	0	0	0	0	0	0	0
20:30	2	0	1	0	0	0	0	0	0	0	0	0	0
20:45	2	0	1	0	0	0	1	0	0	0	0	0	0
21:00	2	0	1	0	0	0	1	0	0	0	0	0	0
21:15	3	0	2	0	0	0	1	0	0	0	0	0	0
21:30	3	1	2	0	0	0	1	0	0	0	0	0	0
21:45	3	1	1	0	0	0	1	0	0	0	0	0	0
22:00	3	1	2	0	0	0	0	0	0	0	0	0	0
22:15	2	0	1	0	0	0	0	0	0	0	0	0	0
22:30	2	0	1	0	0	0	0	0	0	0	0	0	0
22:45	2	0	1	0	0	0	0	0	0	0	0	0	0
23:00	1	0	1	0	0	0	0	0	0	0	0	0	0
23:15	1	0	0	0	0	0	0	0	0	0	0	0	0
23:30	2	0	1	0	0	0	0	0	0	0	0	0	0
23:45	2	0	1	0	0	0	1	0	0	0	0	0	0
07-19	396	18	266	0	20	24	42	0	0	2	26	0	0
06-22	447	24	294	0	23	26	51	0	0	2	28	0	0
06-00	461	26	302	1	23	26	54	0	0	2	28	0	0
00-00	481	31	314	1	23	26	57	0	0	2	28	0	0

ARX Classification Scheme					
Class No.	No. Axles	Axle Groups	Description	Aggregate	Vehicle Example
1	2	1 or 2	Very Short - Bicycle or Motorcycle	Light	
2	2	1 or 2	Short - Car, 4WD or Light Van		
3	3/4/5	3	Short Towing - Trailer, Caravan etc.		
4	2	2	2-Axle Truck or Bus	Medium	
5	3	2	3-Axle Truck or Bus		
6	>3	2	4-Axle Truck		
7	3	3	3-Axle Articulated Vehicle or Rigid Vehicle & Trailer	Heavy	
8	4	>2	4-Axle Articulated Vehicle or Rigid Vehicle & Trailer		
9	5	>2	5-Axle Articulated Vehicle or Rigid Vehicle & Trailer		
10	>=6	>2	6 (or more) Axle Articulated Vehicle or Rigid Vehicle & Trailer		
11	>6	4	B-Double or Heavy Truck & Trailer		
12	>6	>=5	Double or Triple Heavy Truck & 2 (or more) Trailers		

Tracsis plc
Traffic and Data Services

Client:
Project:
Site:
Start Date:

Northbound						
Day	PC/MC	CAR	LGV & PSV 2Axle	OGV1 & PSV 3 Axle	OGV2	Total
Monday	10	196	29	18	26	279
Tuesday	8	176	38	15	25	262
Wednesday	10	179	23	15	27	254
Thursday	11	165	20	15	26	237
Friday	22	176	15	15	35	263
Saturday	54	145	8	9	21	237
Sunday	51	132	1	1	7	192
5day	12	178	25	16	28	259
7day	24	167	19	13	24	246

7day

AECOM
3374-IRE Ringsend Traffic Survey
02 - Track Delivery Access
01/10/2018

Southbound						
Day	PC/MC	CAR	LGV & PSV 2Axle	OGV1 & PSV 3 Axle	OGV2	Total
Monday	4	185	5	16	76	286
Tuesday	5	169	7	16	66	263
Wednesday	11	174	6	17	54	262
Thursday	10	166	2	26	46	250
Friday	13	170	7	11	74	275
Saturday	5	104	1	6	71	187
Sunday	1	64	1	2	54	122
5day	9	173	5	17	63	267
7day	7	147	4	13	63	235

Combined						
Day	PC/MC	CAR	LGV & PSV 2Axle	OGV1 & PSV 3 Axle	OGV2	Total
Monday	14	381	34	34	102	565
Tuesday	13	345	45	31	91	525
Wednesday	21	353	29	32	81	516
Thursday	21	331	22	41	72	487
Friday	35	346	22	26	109	538
Saturday	59	249	9	15	92	424
Sunday	52	196	2	3	61	314
5day	21	351	30	33	91	526
7day	31	314	23	26	87	481

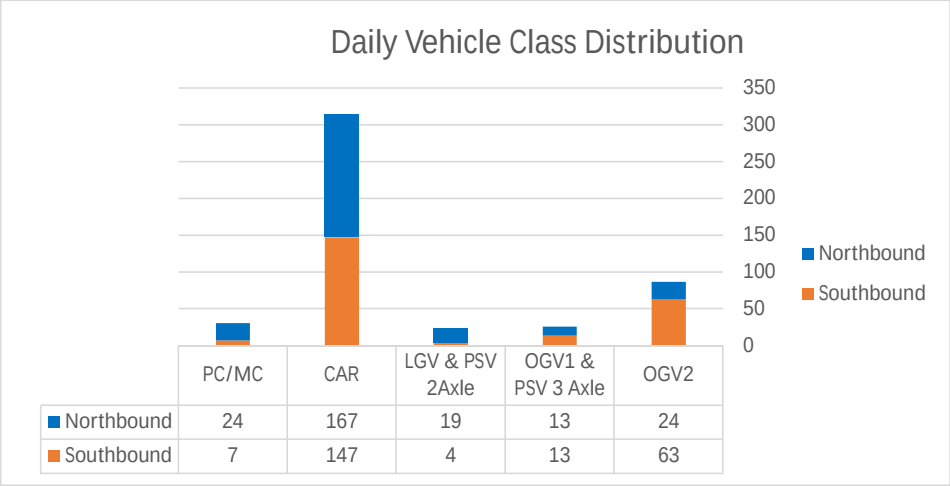

Tracsis plc

7 Day Avg | Combined

Client: AECOM
Project: 3374-IRE Ringsend Traffic Survey
Site: 02 - Track Delivery Access
Start Date: 01/10/2018

7 Day Avg Time	Total	0-10	10-15	15-20	20-25	25-30	30-35	35-40	40-45	45-50	50-55	55-60	60-65	65-70	70-75	75-80	80-85	85-90	90-95	95-100	100+
00:00	4	1	2	0	0	0	0	0	0	0	0	0	0	0	0	0	0	0	0	0	0
01:00	4	2	2	0	0	0	0	0	0	0	0	0	0	0	0	0	0	0	0	0	0
02:00	2	0	1	0	0	0	0	0	0	0	0	0	0	0	0	0	0	0	0	0	0
03:00	2	0	1	1	0	0	0	0	0	0	0	0	0	0	0	0	0	0	0	0	0
04:00	4	2	2	0	0	0	0	0	0	0	0	0	0	0	0	0	0	0	0	0	0
05:00	4	2	2	1	0	0	0	0	0	0	0	0	0	0	0	0	0	0	0	0	0
06:00	7	2	3	2	0	0	0	0	0	0	0	0	0	0	0	0	0	0	0	0	0
07:00	7	3	4	0	0	0	0	0	0	0	0	0	0	0	0	0	0	0	0	0	0
08:00	43	8	26	9	0	0	0	0	0	0	0	0	0	0	0	0	0	0	0	0	0
09:00	44	6	29	8	0	0	0	0	0	0	0	0	0	0	0	1	0	0	0	0	0
10:00	39	8	23	7	1	0	0	0	0	0	0	0	0	0	0	0	0	0	0	0	0
11:00	40	6	22	9	1	0	0	1	0	0	0	0	0	0	0	0	0	0	0	0	0
12:00	38	8	22	7	1	0	0	0	0	0	0	0	0	0	0	0	0	0	0	0	0
13:00	37	6	24	6	1	1	0	0	0	0	0	0	0	0	0	0	0	0	0	0	0
14:00	47	10	25	12	0	0	0	0	0	0	0	0	0	0	0	0	0	0	0	0	0
15:00	34	7	18	6	2	0	0	0	0	1	0	0	0	0	0	0	0	0	0	0	0
16:00	27	7	16	4	0	0	0	0	0	0	0	0	0	0	0	0	0	0	0	0	0
17:00	22	4	11	6	0	0	0	0	0	0	0	0	0	0	0	0	0	0	0	0	1
18:00	19	4	12	3	0	0	0	0	0	0	0	0	0	0	0	0	0	0	0	0	0
19:00	18	3	11	3	0	0	0	0	0	0	0	0	0	0	0	0	0	0	0	0	0
20:00	15	4	7	4	0	0	0	0	0	0	0	0	0	0	0	0	0	0	0	0	0
21:00	10	4	5	1	1	0	0	0	0	0	0	0	0	0	0	0	0	0	0	0	0
22:00	8	3	4	1	0	0	0	0	0	0	0	0	0	0	0	0	0	0	0	0	0
23:00	6	3	2	0	0	0	0	0	0	0	0	0	0	0	0	0	0	0	0	0	0
07-19	396	77	232	76	6	2	0	1	0	1	0	0	0	0	0	1	0	0	0	0	1
06-22	447	90	259	86	7	2	0	1	0	1	0	0	0	0	0	1	0	0	0	0	1
06-00	461	97	265	87	7	2	0	1	0	1	0	0	0	0	0	1	0	0	0	0	1
00-00	481	104	274	90	8	2	0	1	0	1	0	0	0	0	0	1	0	0	0	0	1

20		24		35				
>PSL	%	ACPO	%	DFT	%	Avg	85th	95th
0	4%	0	0%	0	0%	11.1	15.2	19.6
0	4%	0	0%	0	0%	11.4	16.6	19.9
0	7%	0	0%	0	0%	13.0	19.0	-
0	0%	0	0%	0	0%	13.3	18.4	-
0	4%	0	0%	0	0%	10.8	13.7	18.6
0	6%	0	0%	0	0%	11.7	16.2	21.2
0	0%	0	0%	0	0%	12.4	16.2	18.5
0	0%	0	0%	0	0%	10.6	13.2	16.3
0	1%	0	0%	0	0%	12.5	16.0	17.8
1	3%	1	3%	1	3%	13.9	15.6	18.3
1	1%	0	0%	0	0%	12.4	15.3	17.7
2	4%	1	2%	1	1%	13.5	17.5	19.3
1	3%	0	0%	0	0%	12.7	16.4	17.9
2	5%	1	3%	0	0%	13.3	16.4	21.4
0	1%	0	0%	0	0%	12.6	16.3	17.4
3	8%	1	3%	1	2%	13.5	17.2	20.6
0	0%	0	0%	0	0%	12.2	15.0	18.2
1	6%	1	6%	1	3%	16.2	17.0	24.6
0	2%	0	0%	0	0%	12.4	15.1	16.9
0	2%	0	0%	0	0%	12.5	15.6	18.1
0	1%	0	0%	0	0%	12.5	15.8	17.4
1	5%	0	0%	0	0%	12.1	15.6	20.1
0	2%	0	0%	0	0%	10.9	14.8	16.3
0	3%	0	0%	0	0%	10.5	12.8	17.9
11	3%	6	1%	3	1%	13.1	16.0	18.5
12	3%	6	1%	3	1%	13.0	15.9	18.4
13	3%	6	1%	3	1%	12.9	15.9	18.4
13	3%	6	1%	3	1%	12.9	15.9	18.4

Abbreviations	
PSL	Posted Speed Limit
ACPO	Association of Chief Police Officers (Used to display the speed limit the police will generally enforce, 110% of PSL +2mph)
DFT	Department for Transport (Used to display a speed statistic used by the government looking at vehicles travelling over 15mph above the PSL)

Tracsis plc
Traffic and Data Services

Client:
Project:
Site:
Start Date:

Northbound						
Day	Avg	85th	95th	% >PSL	% >ACPO	%>DFT
Monday	12.4	14.5	18.2	3.6%	2.2%	1.1%
Tuesday	12.9	14.5	16.2	1.1%	0.8%	0.8%
Wednesday	12.1	14.8	16.3	0.8%	0.4%	0.0%
Thursday	11.7	13.7	16	0.8%	0.8%	0.8%
Friday	11.6	13.4	14.9	0.8%	0.8%	0.0%
Saturday	11.1	12.5	14.4	2.5%	2.5%	2.5%
Sunday	9	10.9	11.8	0.0%	0.0%	0.0%
5day	12.1	14.2	16.2	1.5%	1.0%	0.5%
7day	11.6	13.8	15.9	1.5%	1.1%	0.8%

Combined

7day

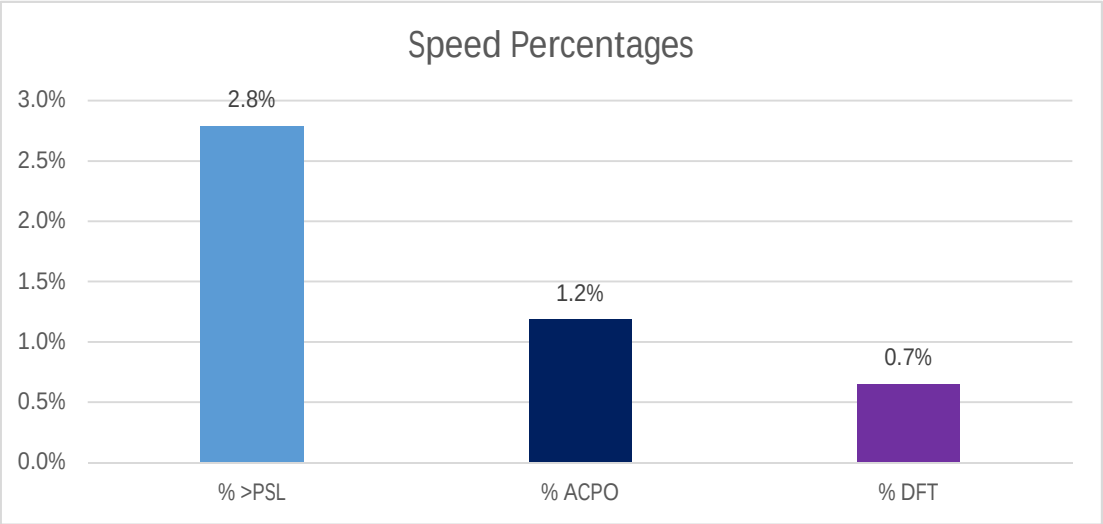

AECOM
3374-IRE Ringsend Traffic Survey
02 - Track Delivery Access
01/10/2018

Southbound						
Day	Avg	85th	95th	% >PSL	% >ACPO	%>DFT
Monday	14.9	17.7	19.7	3.8%	1.4%	0.7%
Tuesday	15.1	17.1	20.6	4.9%	2.3%	1.1%
Wednesday	14.1	16.9	19.2	3.4%	0.4%	0.0%
Thursday	12.8	16.3	20.1	5.2%	1.6%	0.8%
Friday	13.9	16.9	18.7	3.3%	1.1%	0.0%
Saturday	14	16.6	20.5	5.3%	1.6%	1.1%
Sunday	14.3	17.7	19.6	3.3%	0.0%	0.0%
5day	14.2	17.1	19.4	4.1%	1.3%	0.5%
7day	14.2	17.1	19.4	4.2%	1.3%	0.5%

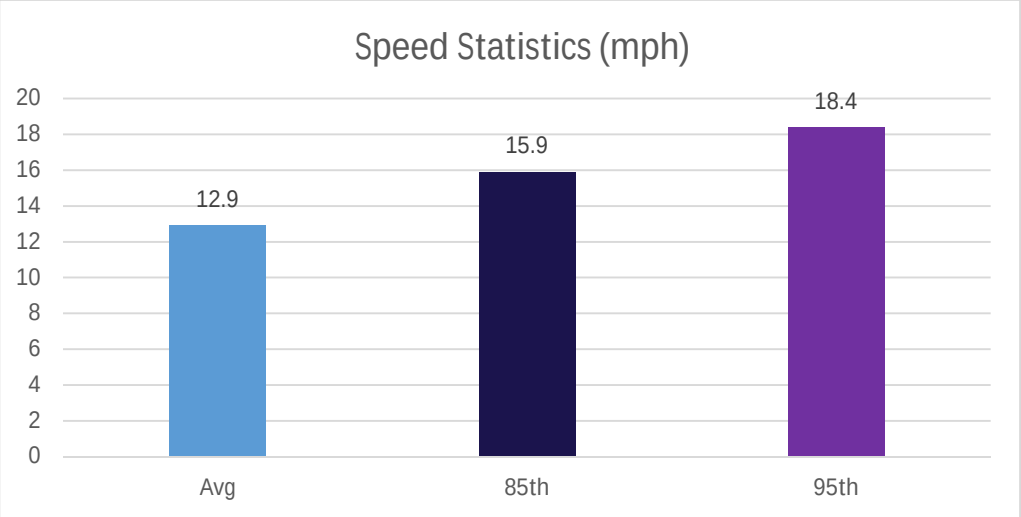

Combined						
Day	Avg	85th	95th	% >PSL	% >ACPO	%>DFT
Monday	13.7	16.8	19.3	3.7%	1.8%	0.9%
Tuesday	14	16.2	18.7	3.0%	1.5%	1.0%
Wednesday	13.1	16.1	18.5	2.1%	0.4%	0.0%
Thursday	12.3	15.2	17.8	3.1%	1.2%	0.8%
Friday	12.7	15.5	17.9	2.0%	0.9%	0.0%
Saturday	12.4	14.5	18.6	3.8%	2.1%	1.9%
Sunday	11.1	15.5	18.2	1.3%	0.0%	0.0%
5day	13.2	16	18.5	2.8%	1.2%	0.5%
7day	12.9	15.9	18.4	2.8%	1.2%	0.7%

Abbreviations	
PSL	Posted Speed Limit
ACPO	Association of Chief Police Officers (Used to display the speed limit the police will generally enforce, 110% of PSL +2mph)
DFT	Department for Transport (Used to display a speed statistic used by the government looking at vehicles travelling over 15mph above the PSL)

Tracsis plc
Traffic and Data Services

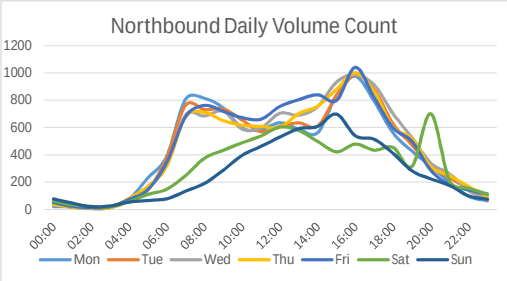

Direction	7-Day Average Speed	7-Day 85th %ile Speed
Northbound	38.1	47.8
Southbound	42.2	51.0
Combined	40.3	49.6
	kmph	kmph

50

On a 7-day average		
8.7%	1.4%	0.3%
18.5%	3.9%	0.6%
13.8%	2.7%	0.4%
of vehicles are travelling over posted speed limit (PSL)	of vehicles are traveling 10% +2 over PSL (57kmph)	of vehicles are 15kmph over PSL (65kmph)

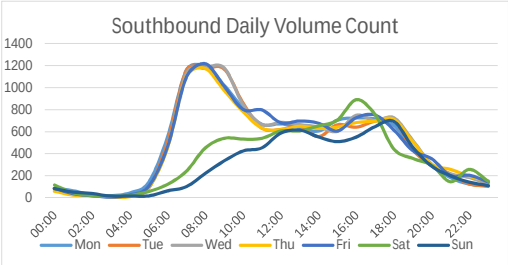

Direction	Weekday Average Total Traffic	7-Day Average Traffic	Weekday Traffic Total
Northbound	10692	9645	67515
Southbound	11613	10541	73786
Combined	22305	20186	141301

Tracsis will retain all personal data relating to this project, including all video images, for a period of three months after receipt of this report and all other data files for one year.

If you would like a copy of the personal data or wish for us to retain for a longer period, please do not hesitate to contact us.

Client:	AECOM
Project:	374-IRE Ringsend Traffic Survey
Site:	A-R131 East Link
Start Date:	01/10/2018
Speed Limit:	50

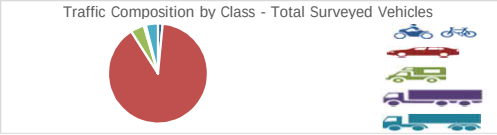

Incidents/Observations
Tue 02/10 SB huge drop of vehicles 11:15-11:27 likely due to an accident

Tracsis plc and Data Services

Northbound

Client: AECOM
Project: 3374-IRE Ringsend Traffic Survey
Site: A-R131 East Link
Start Date: 01/10/2018

Time	Northbound								
	Mon 01-Oct	Tue 02-Oct	Wed 03-Oct	Thu 04-Oct	Fri 05-Oct	Sat 06-Oct	Sun 07-Oct	5 Day Avg	7 Day Avg
00:00	6	11	18	7	17	14	19	12	13
00:15	3	8	8	8	14	16	15	8	10
00:30	5	10	6	11	11	18	22	9	12
00:45	7	7	4	7	7	13	21	6	9
01:00	8	6	5	2	6	8	11	5	7
01:15	5	5	4	5	9	12	12	6	7
01:30	4	3	3	5	4	5	11	4	5
01:45	1	2	3	4	2	8	11	2	4
02:00	0	2	1	3	2	3	7	2	3
02:15	3	1	0	1	2	6	2	1	2
02:30	0	3	3	4	3	3	7	3	3
02:45	4	1	1	2	5	11	3	3	4
03:00	2	4	4	3	1	2	7	3	3
03:15	4	2	0	3	8	3	4	3	3
03:30	3	3	3	1	3	5	4	3	3
03:45	4	5	6	5	7	10	10	5	7
04:00	10	8	15	15	13	5	7	12	10
04:15	16	9	13	9	15	11	11	12	12
04:30	22	19	21	26	20	20	19	22	21
04:45	26	23	25	31	24	20	16	26	24
05:00	54	24	37	35	28	35	19	36	33
05:15	53	39	46	42	35	26	18	43	37
05:30	51	33	45	41	42	21	14	42	35
05:45	73	47	35	49	40	27	14	49	41
06:00	70	52	51	48	42	27	14	53	43
06:15	86	79	58	76	70	22	12	74	58
06:30	95	102	74	63	101	37	22	87	71
06:45	137	145	138	132	132	61	29	137	111
07:00	150	141	122	144	120	60	25	135	109
07:15	222	194	179	173	183	53	43	190	150
07:30	185	202	194	157	191	55	31	186	145
07:45	250	226	197	206	185	80	34	213	168
08:00	216	198	196	211	212	84	34	207	164
08:15	209	193	202	174	194	98	44	194	159
08:30	191	179	140	156	170	90	57	167	140
08:45	198	161	146	170	186	103	55	172	146
09:00	187	190	150	141	185	100	62	171	145
09:15	209	181	173	172	190	105	63	185	156
09:30	163	189	197	181	175	126	96	181	161
09:45	183	176	199	156	169	102	66	177	150
10:00	150	182	158	157	194	128	93	168	152
10:15	160	168	133	150	154	132	89	153	141
10:30	141	154	154	155	180	106	97	157	141
10:45	145	151	143	155	144	122	117	148	140
11:00	131	166	139	155	166	145	98	151	143
11:15	155	124	171	132	163	140	127	149	145
11:30	145	144	145	159	169	125	115	152	143
11:45	153	135	143	162	163	128	122	151	144
12:00	172	165	147	137	179	140	114	160	151
12:15	133	126	177	151	185	158	112	154	149
12:30	170	161	190	156	201	155	169	176	172
12:45	160	157	190	158	190	150	135	171	163
13:00	135	144	177	156	197	142	126	162	154
13:15	168	167	159	172	210	156	135	175	167
13:30	147	148	178	196	201	142	170	174	169

13:45	138	175	176	178	196	137	160	173	166
14:00	142	183	184	166	189	129	149	173	163
14:15	120	137	172	199	199	131	148	165	158
14:30	143	119	196	196	200	127	157	171	163
14:45	157	171	200	196	252	111	154	195	177
15:00	199	205	214	181	207	96	172	201	182
15:15	228	191	232	213	236	122	184	220	201
15:30	189	225	254	256	195	97	193	224	201
15:45	219	213	233	229	160	107	149	211	187
16:00	254	226	245	217	287	115	144	246	213
16:15	237	269	237	235	249	126	138	245	213
16:30	243	285	233	282	219	123	124	252	216
16:45	242	206	272	267	286	114	133	255	217
17:00	186	252	216	238	195	105	127	217	188
17:15	200	223	219	222	255	85	142	224	192
17:30	223	225	254	201	206	109	128	222	192
17:45	183	177	223	202	163	135	116	190	171
18:00	140	177	217	150	154	126	109	168	153
18:15	173	190	171	193	155	146	100	176	161
18:30	129	135	154	118	150	84	102	137	125
18:45	119	124	159	142	138	97	100	136	126
19:00	132	161	135	143	136	88	73	141	124
19:15	116	114	155	153	136	78	65	135	117
19:30	95	110	124	115	120	69	75	113	101
19:45	84	87	112	107	106	80	69	99	92
20:00	82	101	103	92	86	191	62	93	102
20:15	97	87	92	92	97	235	71	93	110
20:30	77	69	83	77	49	193	49	71	85
20:45	62	60	61	52	54	82	41	58	59
21:00	55	65	84	61	39	66	63	61	62
21:15	60	62	65	78	60	50	42	65	60
21:30	46	65	59	59	46	43	43	55	52
21:45	35	39	52	48	36	45	26	42	40
22:00	34	50	38	52	50	44	36	45	43
22:15	28	43	45	44	26	48	18	37	36
22:30	17	29	33	36	30	33	24	29	29
22:45	16	28	21	36	36	29	21	27	27
23:00	20	25	25	30	32	27	22	26	26
23:15	23	19	23	30	23	29	14	24	23
23:30	10	11	12	21	30	29	16	17	18
23:45	10	12	13	12	26	27	22	15	17
07-19	8492	8630	8960	8673	9147	5547	5358	8780	7830
06-22	9821	10028	10406	10069	10457	6914	6114	10156	9116
06-00	9979	10245	10616	10330	10710	7180	6287	10376	9335
00-00	10343	10520	10922	10649	11028	7482	6571	10692	9645

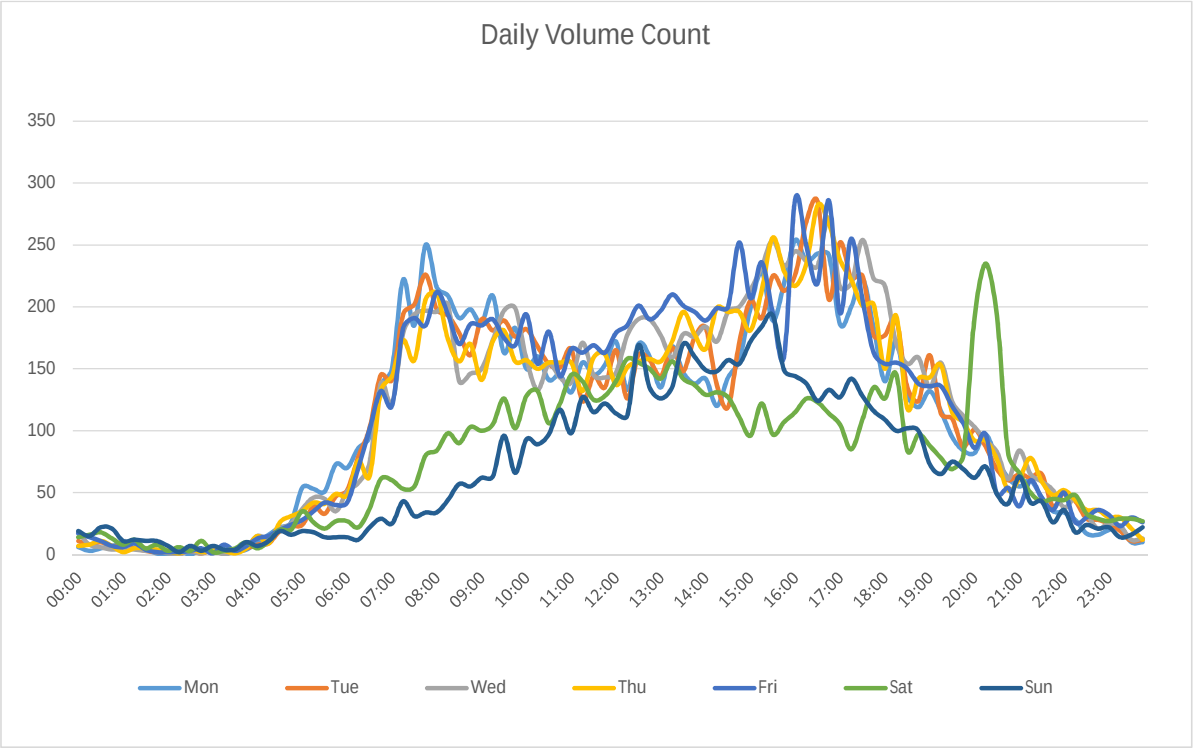
Daily Volume Count
350
300
250
200
150
100
50
0
00:00
01:00
02:00
03:00
04:00
05:00
06:00
07:00
08:00
09:00
10:00
11:00
12:00
13:00
14:00
15:00
16:00
17:00
18:00
19:00
20:00
21:00
22:00
23:00
Mon
Tue
Wed
Thu
Fri
Sat
Sun

Tracsis plc

Combined d Data Services

Client: AECOM
Project: 3374-IRE Ringsend Traffic Survey
Site: A-R131 East Link
Start Date: 01/10/2018

Time	Combined								
	Mon 01-Oct	Tue 02-Oct	Wed 03-Oct	Thu 04-Oct	Fri 05-Oct	Sat 06-Oct	Sun 07-Oct	5 Day Avg	7 Day Avg
00:00	107	115	117	91	135	176	159	113	129
01:00	81	46	41	41	58	77	96	53	63
02:00	29	26	26	32	31	43	57	29	35
03:00	32	25	18	22	26	32	40	25	28
04:00	118	76	91	92	97	76	69	95	88
05:00	372	231	259	261	250	166	82	275	232
06:00	943	890	787	775	810	269	140	841	659
07:00	1967	1922	1825	1784	1775	490	234	1855	1428
08:00	2006	1905	1863	1884	1979	827	411	1927	1554
09:00	1763	1904	1898	1624	1731	973	622	1784	1502
10:00	1413	1514	1434	1399	1474	1020	821	1447	1296
11:00	1250	1202	1263	1239	1458	1078	915	1282	1201
12:00	1306	1229	1389	1219	1436	1209	1117	1316	1272
13:00	1224	1283	1353	1352	1500	1184	1205	1342	1300
14:00	1167	1165	1396	1385	1517	1151	1160	1326	1277
15:00	1539	1497	1536	1520	1405	1128	1208	1499	1405
16:00	1701	1627	1736	1684	1768	1368	1090	1703	1568
17:00	1509	1572	1612	1559	1570	1188	1159	1564	1453
18:00	1218	1331	1427	1314	1212	894	1103	1300	1214
19:00	869	907	1045	1027	925	672	740	955	884
20:00	609	609	645	616	640	996	510	624	661
21:00	378	447	477	504	381	349	373	437	416
22:00	218	275	320	362	346	412	240	304	310
23:00	170	172	199	247	253	262	184	208	212
07-19	18063	18151	18732	17963	18825	12510	11045	18347	16470
06-22	20862	21004	21686	20885	21581	14796	12808	21204	19089
06-00	21250	21451	22205	21494	22180	15470	13232	21716	19612
00-00	21989	21970	22757	22033	22777	16040	13735	22305	20186

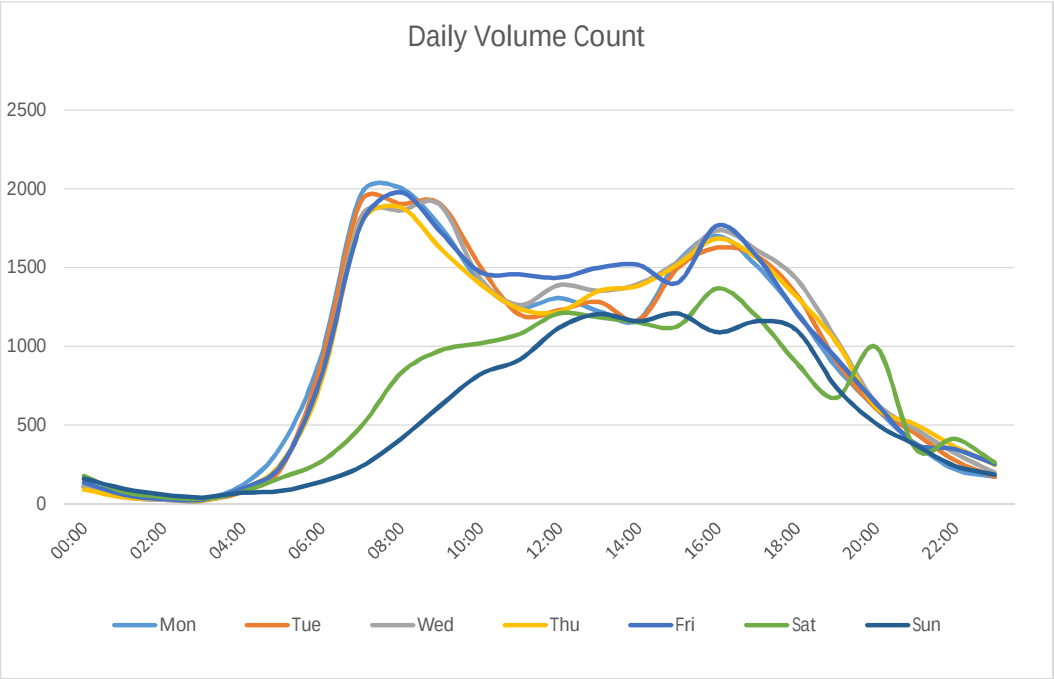
Daily Volume Count
2500
2000
1500
1000
500
0
00:00
02:00
04:00
06:00
08:00
10:00
12:00
14:00
16:00
18:00
20:00
22:00
Mon
Tue
Wed
Thu
Fri
Sat
Sun

Client: AECOM
Project: 3374-IRE Ringsend Traffic Survey
Site: A-R131 East Link
Start Date: 01/10/2018

7 Day Avg | Combined

		Combined											
		Classes											
	Total	1	2	3	4	5	6	7	8	9	10	11	12
7 Day Avg													
00:00	41	0	37	0	3	1	0	0	0	0	0	0	0
00:15	36	0	33	0	2	1	0	0	0	0	0	0	0
00:30	29	1	25	0	1	1	0	0	0	0	0	0	0
00:45	22	0	20	0	1	0	0	0	0	0	0	0	0
01:00	18	0	17	0	1	0	0	0	0	0	0	0	0
01:15	18	0	16	0	0	0	0	0	0	0	0	0	0
01:30	14	0	13	0	1	0	0	0	0	0	0	0	0
01:45	13	0	12	0	0	0	0	0	0	0	0	0	0
02:00	12	0	10	0	0	0	0	0	0	0	0	0	0
02:15	8	0	7	0	1	0	0	0	0	0	0	0	0
02:30	7	0	6	0	0	0	0	0	0	0	0	0	0
02:45	9	1	6	0	1	0	0	0	0	0	1	0	0
03:00	6	0	5	0	0	0	0	0	0	0	0	0	0
03:15	6	0	6	0	0	0	0	0	0	0	1	0	0
03:30	6	0	4	0	1	0	0	0	0	0	0	0	0
03:45	9	0	8	0	0	0	0	0	0	0	0	0	0
04:00	14	0	12	0	1	0	0	0	1	0	0	0	0
04:15	15	1	13	0	0	0	0	0	0	1	0	0	0
04:30	28	1	26	0	1	0	0	0	0	0	0	0	0
04:45	32	0	29	0	1	0	0	0	0	1	1	0	0
05:00	44	1	40	0	1	0	0	0	1	1	1	0	0
05:15	51	1	44	0	1	1	1	0	1	1	1	0	0
05:30	61	1	50	0	4	1	0	0	0	2	2	0	0
05:45	76	1	59	0	7	1	1	0	1	4	2	0	0
06:00	83	1	67	0	5	1	1	0	2	4	2	0	0
06:15	135	3	106	0	10	2	2	0	1	6	4	0	0
06:30	180	4	150	1	11	1	2	0	1	4	5	0	0
06:45	261	6	227	1	13	3	2	0	2	4	3	1	0
07:00	262	6	227	2	16	2	2	0	2	3	3	0	0
07:15	375	7	333	3	20	3	2	0	2	2	2	1	0
07:30	380	5	342	2	16	4	3	1	1	3	2	0	0
07:45	410	7	364	3	18	4	3	0	1	3	4	1	1
08:00	409	8	365	2	18	4	4	0	1	2	4	1	0
08:15	387	5	353	3	12	3	5	0	1	2	3	0	1
08:30	376	8	339	4	12	3	4	1	1	2	2	1	0
08:45	381	7	336	3	18	3	4	0	1	2	4	0	0
09:00	366	7	323	3	17	4	4	0	1	2	4	1	1
09:15	391	5	350	3	17	2	4	0	1	2	6	0	0
09:30	391	4	352	2	17	3	3	0	2	3	4	0	0
09:45	354	5	311	3	19	2	4	0	2	4	5	0	0
10:00	337	5	299	2	16	2	3	0	1	3	4	1	0
10:15	330	3	285	2	20	2	3	0	2	6	4	1	0
10:30	324	4	279	1	21	2	4	0	2	6	5	1	1
10:45	305	3	264	2	18	2	3	0	2	6	5	0	1
11:00	305	4	258	2	19	2	4	0	2	7	6	1	0
11:15	280	3	239	1	17	2	3	0	2	6	4	1	1
11:30	308	3	263	2	19	2	2	0	3	7	5	1	1
11:45	307	4	256	2	21	1	4	0	2	9	6	0	1

12:00	304	4	258	2	19	2	4	0	2	5	4	2	0
12:15	301	5	254	2	19	2	3	0	2	7	5	0	1
12:30	341	4	293	4	21	2	2	0	2	6	5	0	0
12:45	326	4	284	3	16	2	2	0	2	6	6	0	1
13:00	314	4	271	2	18	2	3	0	2	7	5	1	0
13:15	333	3	293	2	17	1	3	0	2	5	5	0	1
13:30	336	6	287	3	18	2	2	0	2	7	8	1	1
13:45	316	3	274	2	16	1	5	0	2	7	5	1	0
14:00	322	4	279	2	17	1	3	0	2	7	6	0	0
14:15	313	2	274	2	15	1	3	0	2	6	5	1	1
14:30	309	4	265	2	19	2	3	0	2	7	4	1	0
14:45	333	3	287	3	18	1	3	0	2	6	6	1	1
15:00	344	6	295	2	19	1	3	0	3	7	6	0	1
15:15	354	3	309	3	21	2	3	0	2	8	3	1	0
15:30	357	5	312	2	20	2	2	0	2	7	3	1	0
15:45	350	4	310	3	17	2	2	1	2	4	3	0	1
16:00	387	6	342	3	20	1	3	0	1	5	5	0	0
16:15	381	5	342	4	16	2	2	0	1	4	3	1	0
16:30	403	7	367	3	15	1	4	0	1	2	3	0	0
16:45	397	5	358	5	14	3	4	1	1	1	3	1	0
17:00	358	5	329	2	10	3	4	1	1	2	1	0	0
17:15	374	8	346	4	8	3	2	0	1	1	2	0	0
17:30	364	8	335	5	8	1	2	0	1	2	1	0	0
17:45	357	10	325	3	9	2	2	0	1	1	2	0	1
18:00	338	8	312	3	9	1	2	0	0	1	1	0	0
18:15	336	7	311	2	9	1	1	0	0	1	1	0	0
18:30	273	6	252	2	8	2	1	0	0	1	1	0	0
18:45	268	7	248	2	6	2	1	0	0	1	1	0	0
19:00	251	4	236	1	5	2	1	0	0	0	1	0	0
19:15	233	4	219	2	4	1	1	0	0	1	1	0	0
19:30	208	4	193	1	6	1	1	0	0	1	0	0	0
19:45	191	4	177	1	5	1	0	0	0	0	2	0	0
20:00	188	3	176	1	4	1	0	0	0	1	1	0	0
20:15	184	2	172	0	5	2	0	0	0	1	1	0	0
20:30	160	2	150	1	5	1	1	0	0	0	1	0	0
20:45	128	3	119	0	3	1	0	0	0	1	1	0	0
21:00	118	2	110	1	2	2	0	0	0	0	0	0	0
21:15	113	2	105	0	3	2	0	0	0	0	1	0	0
21:30	99	2	92	1	3	1	0	0	0	0	1	0	0
21:45	86	1	82	0	2	1	0	0	0	0	0	0	0
22:00	89	2	83	0	2	1	0	0	0	0	0	0	0
22:15	85	1	81	0	1	1	0	0	0	0	0	0	0
22:30	71	1	68	0	1	0	0	0	0	0	0	0	0
22:45	66	1	62	1	2	0	0	0	1	0	0	0	0
23:00	62	0	59	0	1	0	0	0	0	0	0	0	0
23:15	53	1	50	0	1	0	0	0	0	0	0	0	0
23:30	50	0	48	0	1	0	0	0	0	0	0	0	0
23:45	48	0	45	0	2	0	0	0	0	0	0	0	0
07-19	16470	250	14553	122	774	101	143	11	75	207	188	26	21
06-22	19089	295	16933	135	860	123	154	12	85	229	212	28	22
06-00	19612	302	17429	136	871	126	155	12	87	230	213	28	22
00-00	20186	309	17928	137	899	133	157	12	94	241	224	28	22

ARX Classification Scheme					
Class No.	No. Axles	Axle Groups	Description	Aggregate	Vehicle Example
1	2	1 or 2	Very Short - Bicycle or Motorcycle	Light	
2	2	1 or 2	Short - Car, 4WD or Light Van		
3	3/4/5	3	Short Towing - Trailer, Caravan etc.		
4	2	2	2-Axle Truck or Bus	Medium	
5	3	2	3-Axle Truck or Bus		
6	>3	2	4-Axle Truck		
7	3	3	3-Axle Articulated Vehicle or Rigid Vehicle & Trailer	Heavy	
8	4	>2	4-Axle Articulated Vehicle or Rigid Vehicle & Trailer		
9	5	>2	5-Axle Articulated Vehicle or Rigid Vehicle & Trailer		
10	>=6	>2	6 (or more) Axle Articulated Vehicle or Rigid Vehicle & Trailer		
11	>6	4	B-Double or Heavy Truck & Trailer		
12	>6	>=5	Double or Triple Heavy Truck & 2 (or more) Trailers		

Tracsis plc
Traffic and Data Services

Client:
Project:
Site:
Start Date:

Northbound						
Day	PC/MC	CAR	LGV & PSV 2Axle	OGV1 & PSV 3 Axle	OGV2	Total
Monday	163	9295	370	124	391	10343
Tuesday	147	9459	451	71	392	10520
Wednesday	165	9609	578	58	512	10922
Thursday	151	9352	564	55	527	10649
Friday	160	10011	400	88	369	11028
Saturday	116	6945	194	83	144	7482
Sunday	97	6233	107	62	72	6571
5day	157	9545	473	79	438	10692
7day	143	8701	381	77	344	9645

7day

AECOM
3374-IRE Ringsend Traffic Survey
A-R131 East Link
01/10/2018

Southbound						
Day	PC/MC	CAR	LGV & PSV 2Axle	OGV1 & PSV 3 Axle	OGV2	Total
Monday	193	10292	495	113	553	11646
Tuesday	191	10047	630	49	533	11450
Wednesday	197	10220	714	60	644	11835
Thursday	185	9759	700	62	678	11384
Friday	173	10449	591	65	471	11749
Saturday	119	7920	340	27	152	8558
Sunday	106	6865	161	12	20	7164
5day	188	10153	626	70	576	11613
7day	166	9365	519	55	436	10541

Combined						
Day	PC/MC	CAR	LGV & PSV 2Axle	OGV1 & PSV 3 Axle	OGV2	Total
Monday	356	19587	865	237	944	21989
Tuesday	338	19506	1081	120	925	21970
Wednesday	362	19829	1292	118	1156	22757
Thursday	336	19111	1264	117	1205	22033
Friday	333	20460	991	153	840	22777
Saturday	235	14865	534	110	296	16040
Sunday	203	13098	268	74	92	13735
5day	345	19699	1099	149	1014	22305
7day	309	18065	899	133	780	20186

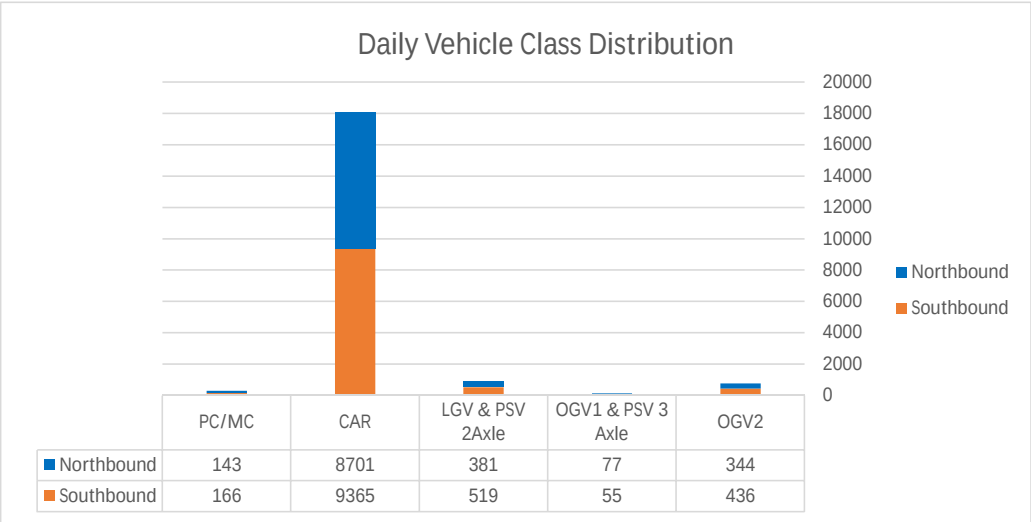

Tracsis plc

7 Day Avg | Combined

Client: AECOM
Project: 3374-IRE Ringsend Traffic Survey
Site: A-R131 East Link
Start Date: 01/10/2018

7 Day Avg Time	Total	0-10	10-15	15-20	20-25	25-30	30-35	35-40	40-45	45-50	50-55	55-60	60-65	65-70	70-75	75-80	80-85	85-90	90-95	95-100	100+
00:00	129	0	0	0	0	0	1	5	19	37	38	17	8	3	1	0	0	0	0	0	0
01:00	63	0	0	0	0	0	0	2	7	13	18	14	6	2	0	0	0	0	0	0	0
02:00	85	0	0	0	0	0	0	2	4	7	10	7	3	1	0	1	0	0	0	0	0
03:00	28	0	0	0	0	0	0	1	3	8	8	5	3	0	0	0	0	0	0	0	0
04:00	88	0	0	0	0	0	1	2	12	29	23	13	4	3	1	0	0	0	0	0	0
05:00	232	0	0	0	0	1	4	13	34	67	61	30	11	6	2	0	0	0	0	0	0
06:00	659	0	1	6	13	23	44	88	167	175	94	34	9	3	1	0	0	0	0	0	0
07:00	1428	2	24	51	102	161	214	301	324	169	51	17	5	3	1	0	0	0	0	0	1
08:00	1554	14	61	92	138	200	268	344	254	110	45	19	6	1	1	0	0	0	0	0	0
09:00	1502	4	16	31	70	112	169	303	417	265	84	22	5	2	1	0	0	0	0	0	1
10:00	1296	0	1	11	19	50	116	253	369	301	129	35	8	2	0	0	0	0	0	0	1
11:00	1201	3	9	8	19	48	103	215	344	288	122	31	8	1	1	0	0	0	0	0	1
12:00	1272	1	8	8	25	54	97	214	370	323	131	30	6	3	1	0	0	0	0	0	1
13:00	1300	3	6	16	32	59	121	252	351	292	123	36	8	1	0	0	0	0	0	0	0
14:00	1277	2	11	17	21	44	117	230	351	309	131	34	9	3	0	0	0	0	0	0	0
15:00	1405	24	47	57	50	77	135	257	328	272	114	34	7	2	0	0	0	0	0	0	0
16:00	1568	24	110	190	152	137	138	210	289	203	86	20	6	1	0	0	0	0	1	0	1
17:00	1453	41	132	127	106	101	117	189	292	220	97	23	4	1	0	0	0	0	0	0	0
18:00	1214	0	4	13	23	39	85	184	370	321	131	33	9	2	0	1	0	0	0	0	0
19:00	884	0	2	4	6	13	46	137	258	255	120	32	9	2	1	0	0	0	0	0	0
20:00	661	0	2	5	4	9	26	83	190	190	100	37	10	4	1	0	0	0	0	0	0
21:00	416	0	2	4	4	5	11	34	100	130	80	29	13	3	1	0	0	0	0	0	0
22:00	310	0	0	1	1	1	4	21	62	105	71	31	9	3	0	1	0	0	0	0	0
23:00	212	0	0	0	0	0	2	11	42	68	51	25	10	3	1	1	0	0	0	0	0
07-19	16470	120	428	622	756	1081	1680	2953	4060	3073	1244	335	80	22	6	3	1	1	2	0	6
06-22	19089	121	435	640	782	1130	1807	3294	4775	3822	1639	466	121	34	9	4	1	1	2	0	6
06-00	19612	121	435	641	783	1131	1812	3326	4878	3995	1760	522	140	40	11	5	1	1	2	0	6
00-00	20186	121	435	642	784	1133	1818	3350	4957	4156	1919	609	174	55	15	6	2	1	2	0	6

50		57		65				
>PSL	%	ACPO	%	DFT	%	Avg	85th	95th
67	52%	21	16%	4	3%	50.7	57.5	62.9
40	63%	15	23%	2	4%	52.1	59.1	63.4
22	64%	8	23%	2	7%	52.5	60.0	66.4
16	58%	7	25%	1	4%	52.2	59.6	64.5
44	49%	15	16%	4	5%	50.8	57.5	63.9
111	48%	38	16%	9	4%	50.0	57.4	63.0
142	22%	31	5%	5	1%	43.9	51.6	56.7
80	6%	19	1%	6	0%	36.7	45.6	50.6
73	5%	19	1%	3	0%	34.0	43.7	49.7
114	8%	16	1%	4	0%	39.2	47.4	51.6
175	14%	27	2%	3	0%	42.3	49.5	53.9
165	14%	26	2%	4	0%	42.3	49.7	53.9
172	14%	24	2%	5	0%	42.4	49.6	53.7
168	13%	25	2%	2	0%	41.5	49.4	53.6
177	14%	26	2%	3	0%	42.1	49.7	53.7
157	11%	26	2%	2	0%	38.8	48.7	53.4
115	7%	16	1%	3	0%	33.6	46.8	51.5
127	9%	17	1%	2	0%	34.4	47.6	52.1
175	14%	25	2%	3	0%	42.8	49.8	53.7
164	19%	26	3%	3	0%	44.3	51.0	55.0
153	23%	32	5%	6	1%	45.2	52.2	57.0
126	30%	32	8%	4	1%	46.5	53.5	59.0
116	37%	30	10%	4	1%	48.4	54.8	59.7
90	42%	26	12%	4	2%	49.4	56.0	61.9
1698	10%	266	2%	39	0%	38.9	47.2	52.8
2282	12%	388	2%	56	0%	39.7	49.0	53.5
2346	12%	413	2%	60	0%	39.9	49.0	53.9
2788	14%	547	3%	87	0%	40.3	49.6	54.4

Abbreviations	
PSL	Posted Speed Limit
ACPO	Association of Chief Police Officers (Used to display the speed limit the police will generally enforce, 110% of PSL +2mph)
DFT	Department for Transport (Used to display a speed statistic used by the government looking at vehicles travelling over 15mph above the PSL)

Tracsis plc
Traffic and Data Services

Client:
Project:
Site:
Start Date:

Northbound						
Day	Avg	85th	95th	% >PSL	% >ACPO	%>DFT
Monday	37.9	47.7	51.9	8.6%	1.4%	0.2%
Tuesday	36.3	46.7	51.3	6.7%	1.1%	0.2%
Wednesday	36.3	46.7	51.4	7.3%	1.3%	0.3%
Thursday	37.6	47.1	51.6	7.6%	1.2%	0.3%
Friday	35.6	46.6	51.3	6.8%	1.3%	0.3%
Saturday	43.3	49.5	53.8	13.3%	2.0%	0.4%
Sunday	43.6	49.7	53.9	13.9%	2.3%	0.4%
5day	36.7	47	51.5	7.4%	1.3%	0.2%
7day	38.1	47.8	52.1	8.7%	1.4%	0.3%

Combined

7day

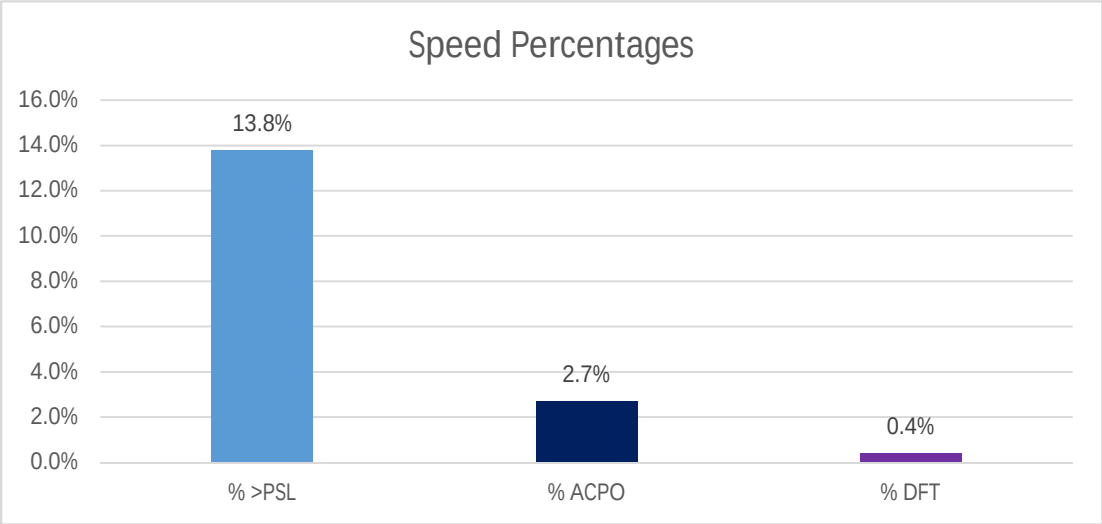

AECOM
3374-IRE Ringsend Traffic Survey
A-R131 East Link
01/10/2018

Southbound						
Day	Avg	85th	95th	% >PSL	% >ACPO	%>DFT
Monday	42	50.7	55.5	17.0%	3.4%	0.7%
Tuesday	41.1	49.9	54.7	14.5%	3.1%	0.4%
Wednesday	40.4	49.6	54.8	13.9%	3.2%	0.5%
Thursday	40.8	49.9	54.7	14.7%	3.0%	0.4%
Friday	41.5	50	54.8	15.1%	3.0%	0.4%
Saturday	45	53.4	57.6	30.6%	5.9%	0.7%
Sunday	47.2	53.9	58.7	32.4%	7.4%	1.0%
5day	41.2	50	54.9	15.0%	3.1%	0.5%
7day	42.2	51	55.9	18.5%	3.9%	0.6%

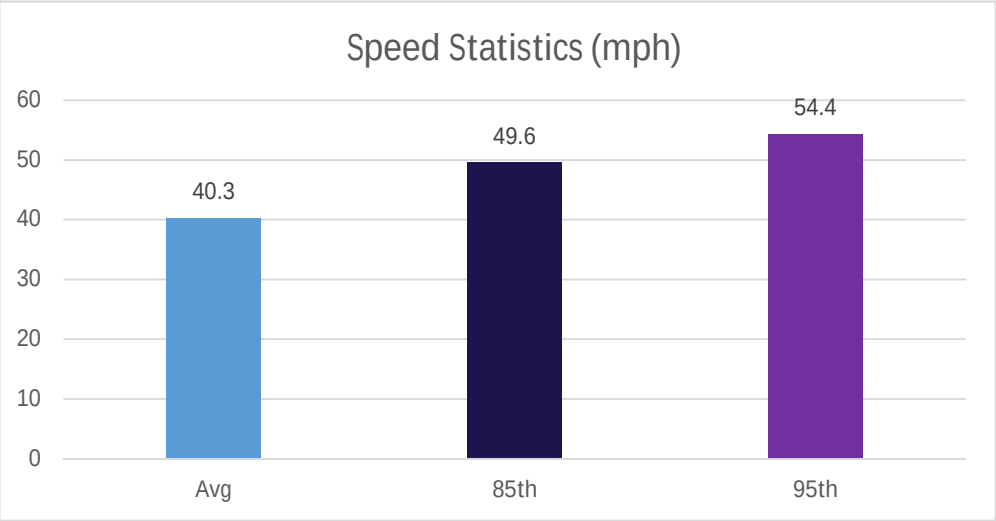

Combined						
Day	Avg	85th	95th	% >PSL	% >ACPO	%>DFT
Monday	40.1	49.4	54.2	13.0%	2.5%	0.5%
Tuesday	38.8	48.5	53.1	10.8%	2.1%	0.3%
Wednesday	38.4	48.3	53.3	10.7%	2.3%	0.4%
Thursday	39.3	48.7	53.4	11.2%	2.2%	0.3%
Friday	38.6	48.6	53.5	11.1%	2.1%	0.4%
Saturday	44.2	51.9	56.3	22.5%	4.1%	0.5%
Sunday	45.4	52.1	57	23.5%	5.0%	0.7%
5day	39	48.7	53.6	11.4%	2.2%	0.4%
7day	40.3	49.6	54.4	13.8%	2.7%	0.4%

Abbreviations	
PSL	Posted Speed Limit
ACPO	Association of Chief Police Officers (Used to display the speed limit the police will generally enforce, 110% of PSL +2mph)
DFT	Department for Transport (Used to display a speed statistic used by the government looking at vehicles travelling over 15mph above the PSL)

Tracsis plc
Traffic and Data Services

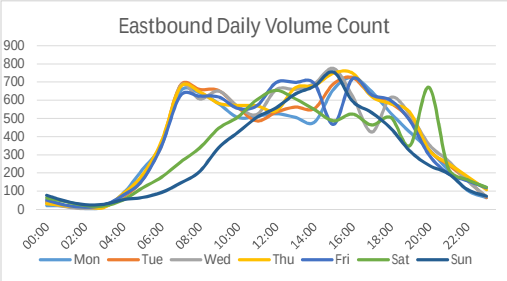

Direction	7-Day Average Speed	7-Day 85th %ile Speed
Eastbound	33.1	40.4
Westbound	39.5	46.2
Combined	36.5	44.4
	kmph	kmph

50

On a 7-day average		
0.8%	0.1%	0.1%
4.8%	0.6%	0.1%
2.9%	0.4%	0.1%
of vehicles are travelling over posted speed limit (PSL)	of vehicles are traveling 10% +2 over PSL (57kmph)	of vehicles are 15kmph over PSL (65kmph)

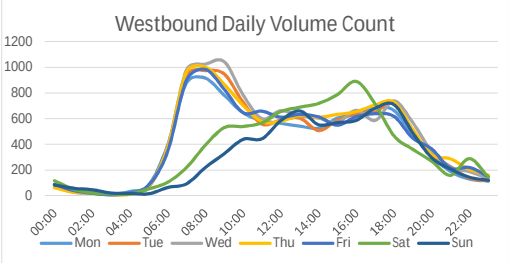

Direction	Weekday Average Total Traffic	7-Day Average Traffic	Weekday Traffic Total
Eastbound	9359	8843	61902
Westbound	10451	9778	68448
Combined	19810	18621	130350

Tracsis will retain all personal data relating to this project, including all video images, for a period of three months after receipt of this report and all other data files for one year.

If you would like a copy of the personal data or wish for us to retain for a longer period, please do not hesitate to contact us.

Client:	AECOM
Project:	3374-IRE Ringsend Traffic Survey
Site:	B - R131 Sean Moore Road
Start Date:	
Speed Limit:	

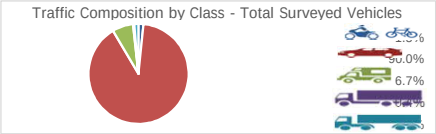

Incidents/Observations
No incidents or observations during the survey period

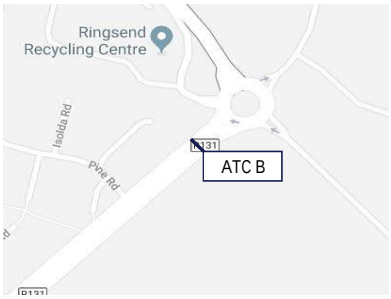

Tracsis plc
Traffic and Data Services

Client: AECOM
Project: 3374-IRE Ringsend Traffic Survey
Site: B - R131 Sean Moore Road
Start Date: 01/10/2018

Combined

Time	Combined								
	Mon 01-Oct	Tue 02-Oct	Wed 03-Oct	Thu 04-Oct	Fri 05-Oct	Sat 06-Oct	Sun 07-Oct	5 Day Avg	7 Day Avg
00:00	33	42	47	29	40	55	39	38	41
00:15	33	33	27	25	54	60	34	34	38
00:30	20	32	28	21	26	36	50	25	30
00:45	21	14	22	18	21	29	38	19	23
01:00	30	17	12	7	19	17	22	17	18
01:15	20	15	13	17	23	30	27	18	21
01:30	11	8	10	11	14	18	27	11	14
01:45	17	8	7	11	8	27	27	10	15
02:00	11	9	10	14	8	11	23	10	12
02:15	6	8	4	8	12	11	15	8	9
02:30	2	6	7	6	5	6	20	5	7
02:45	8	5	3	10	6	15	15	6	9
03:00	3	5	6	4	7	8	15	5	7
03:15	8	7	5	5	10	6	9	7	7
03:30	10	6	5	2	6	5	7	6	6
03:45	5	7	6	9	9	13	18	7	10
04:00	16	10	18	16	17	6	11	15	13
04:15	24	10	16	14	19	15	17	17	16
04:30	34	30	23	31	29	21	21	29	27
04:45	46	34	33	35	32	24	22	36	32
05:00	69	36	61	41	48	44	21	51	46
05:15	73	58	57	54	50	32	22	58	49
05:30	61	64	58	65	75	48	20	65	56
05:45	98	75	70	100	70	46	17	83	68
06:00	114	85	88	87	70	38	24	89	72
06:15	148	136	116	171	135	58	31	141	114
06:30	173	190	211	195	199	76	46	194	156
06:45	312	327	312	292	286	109	55	306	242
07:00	340	337	319	328	300	116	37	325	254
07:15	365	422	452	439	408	114	61	417	323
07:30	389	428	437	437	399	112	65	418	324
07:45	434	432	449	433	418	137	74	433	340
08:00	427	438	421	457	415	135	68	432	337
08:15	391	396	434	384	407	179	99	402	327
08:30	341	418	389	380	407	196	129	387	323
08:45	396	381	387	427	377	220	131	394	331
09:00	367	382	425	379	362	218	126	383	323
09:15	368	392	417	376	395	244	160	390	336
09:30	331	431	426	373	332	284	221	379	343
09:45	297	395	425	322	358	230	159	359	312
10:00	305	372	333	330	340	257	181	336	303
10:15	282	364	381	311	299	291	201	327	304
10:30	291	304	337	326	305	234	231	313	290
10:45	273	249	300	308	258	264	249	278	272
11:00	251	274	294	271	328	281	204	284	272
11:15	270	152	286	291	296	299	226	259	260
11:30	290	329	283	298	289	275	262	298	289
11:45	288	289	259	286	315	315	258	287	287
12:00	274	278	303	285	316	319	268	291	292
12:15	232	255	307	282	318	328	248	279	281
12:30	290	306	348	282	352	322	350	316	321
12:45	293	284	362	273	322	340	276	307	307
13:00	261	291	320	320	336	319	309	306	308
13:15	277	314	323	322	349	353	327	317	324
13:30	255	278	339	329	346	338	320	309	315

13:45	255	283	300	320	300	287	338	292	298
14:00	259	283	328	320	286	334	324	295	305
14:15	243	271	302	316	335	331	284	293	297
14:30	245	238	328	325	350	309	307	297	300
14:45	259	270	338	331	335	293	315	307	306
15:00	319	299	350	298	302	312	351	314	319
15:15	292	321	325	362	264	320	331	313	316
15:30	312	350	348	361	258	333	342	326	329
15:45	341	307	323	360	192	310	301	305	305
16:00	357	339	385	352	361	323	328	359	349
16:15	334	383	329	360	332	325	293	348	337
16:30	358	350	278	374	288	389	273	330	330
16:45	309	294	295	318	353	377	287	314	319
17:00	297	305	200	303	270	320	274	275	281
17:15	313	323	256	320	334	296	282	309	303
17:30	369	316	315	334	332	283	288	333	320
17:45	356	334	240	370	331	280	369	326	326
18:00	304	351	367	333	296	261	347	330	323
18:15	317	358	323	367	325	277	348	338	331
18:30	294	296	323	302	305	214	221	304	279
18:45	277	307	340	307	291	219	238	304	283
19:00	301	300	289	285	267	198	197	288	262
19:15	238	273	319	293	226	188	196	270	248
19:30	187	241	245	237	230	160	209	228	216
19:45	175	177	237	234	213	165	206	207	201
20:00	171	194	204	179	182	253	162	186	192
20:15	186	163	161	187	186	294	143	177	189
20:30	152	158	173	167	150	240	116	160	165
20:45	130	131	163	113	145	153	117	136	136
21:00	108	139	144	145	106	117	132	128	127
21:15	125	106	136	155	106	102	120	126	121
21:30	92	121	107	124	96	92	86	108	103
21:45	80	107	102	115	103	75	66	101	93
22:00	65	96	100	107	110	110	74	96	95
22:15	71	78	107	100	87	145	66	89	93
22:30	50	59	80	88	81	112	64	72	76
22:45	49	64	58	91	99	85	49	72	71
23:00	40	65	69	73	83	77	52	66	66
23:15	52	52	47	80	49	69	40	56	56
23:30	39	24	39	71	67	63	48	48	50
23:45	47	41	48	46	68	58	52	50	51
07-19	14988	15769	16349	16282	15787	13113	11681	15835	14853
06-22	17680	18617	19356	19261	18487	15431	13587	18680	17488
06-00	18093	19096	19904	19917	19131	16150	14032	19228	18046
00-00	18752	19635	20452	20470	19739	16733	14569	19810	18621

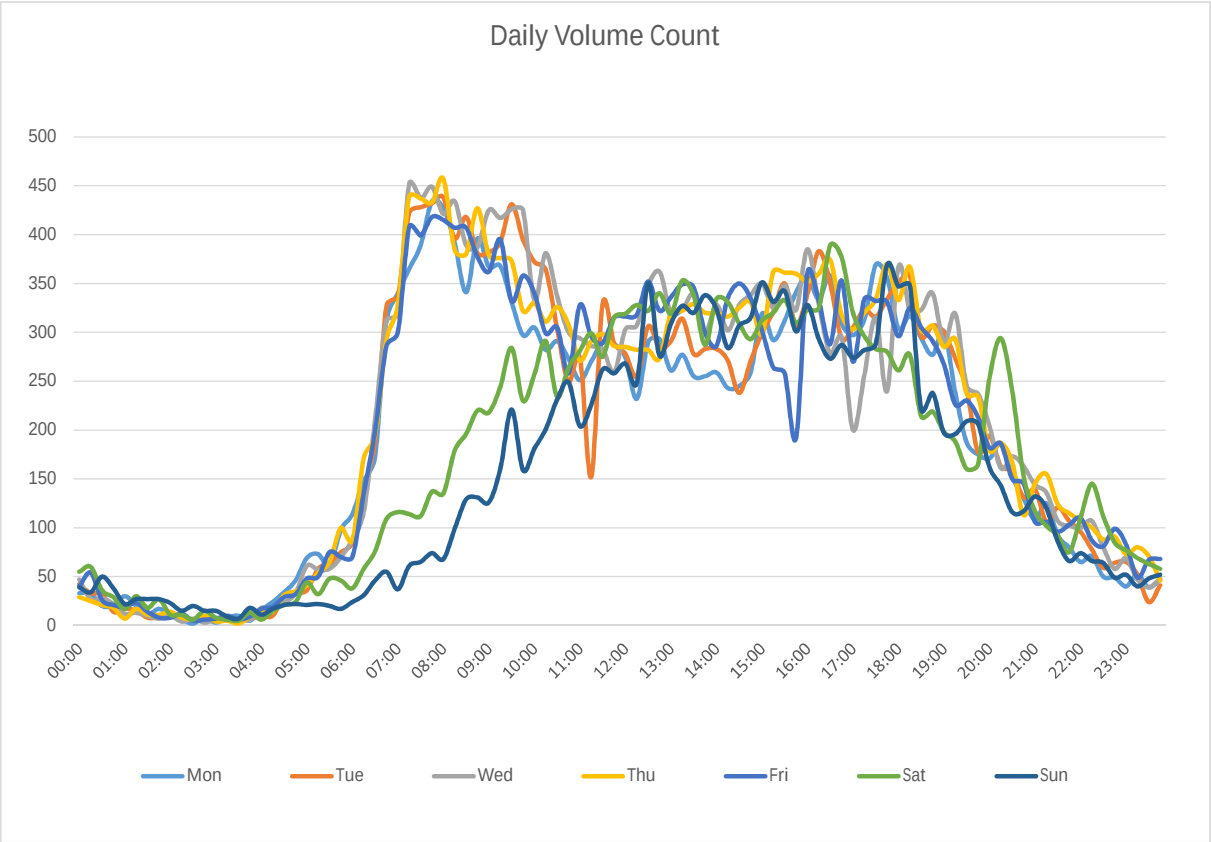
Daily Volume Count
500
450
400
350
300
250
200
150
100
50
0
00:00
01:00
02:00
03:00
04:00
05:00
06:00
07:00
08:00
09:00
10:00
11:00
12:00
13:00
14:00
15:00
16:00
17:00
18:00
19:00
20:00
21:00
22:00
23:00
Mon
Tue
Wed
Thu
Fri
Sat
Sun

Tracsis plc
Traffic and Data Services

Client: AECOM
Project: 3374-IRE Ringsend Traffic Survey
Site: B - R131 Sean Moore Road
Start Date: 01/10/2018

Combined

Time	Combined								
	Mon 01-Oct	Tue 02-Oct	Wed 03-Oct	Thu 04-Oct	Fri 05-Oct	Sat 06-Oct	Sun 07-Oct	5 Day Avg	7 Day Avg
00:00	107	121	124	93	141	180	161	117	132
01:00	78	48	42	46	64	92	103	56	68
02:00	27	28	24	38	31	43	73	30	38
03:00	26	25	22	20	32	32	49	25	29
04:00	120	84	90	96	97	66	71	97	89
05:00	301	233	246	260	243	170	80	257	219
06:00	747	738	727	745	690	281	156	729	583
07:00	1528	1619	1657	1637	1525	479	237	1593	1240
08:00	1555	1633	1631	1648	1606	730	427	1615	1319
09:00	1363	1600	1693	1450	1447	976	666	1511	1314
10:00	1151	1289	1351	1275	1202	1046	862	1254	1168
11:00	1099	1044	1122	1146	1228	1170	950	1128	1108
12:00	1089	1123	1320	1122	1308	1309	1142	1192	1202
13:00	1048	1166	1282	1291	1331	1297	1294	1224	1244
14:00	1006	1062	1296	1292	1306	1267	1230	1192	1208
15:00	1264	1277	1346	1381	1016	1275	1325	1257	1269
16:00	1358	1366	1287	1404	1334	1414	1181	1350	1335
17:00	1335	1278	1011	1327	1267	1179	1213	1244	1230
18:00	1192	1312	1353	1309	1217	971	1154	1277	1215
19:00	901	991	1090	1049	936	711	808	993	927
20:00	639	646	701	646	663	940	538	659	682
21:00	405	473	489	539	411	386	404	463	444
22:00	235	297	345	386	377	452	253	328	335
23:00	178	182	203	270	267	267	192	220	223
07-19	14988	15769	16349	16282	15787	13113	11681	15835	14853
06-22	17680	18617	19356	19261	18487	15431	13587	18680	17488
06-00	18093	19096	19904	19917	19131	16150	14032	19228	18046
00-00	18752	19635	20452	20470	19739	16733	14569	19810	18621

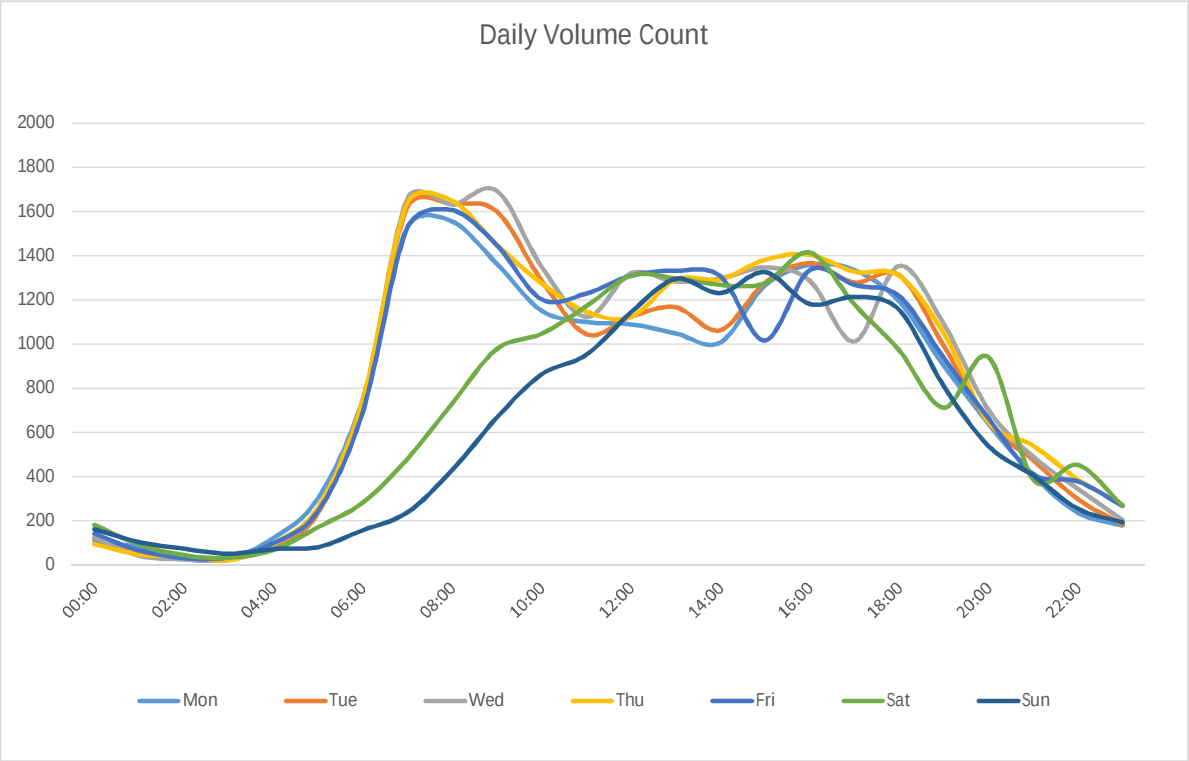
Daily Volume Count
2000
1800
1600
1400
1200
1000
800
600
400
200
0
00:00
02:00
04:00
06:00
08:00
10:00
12:00
14:00
16:00
18:00
20:00
22:00
Mon
Tue
Wed
Thu
Fri
Sat
Sun

Client: AECOM
Project: 3374-IRE Ringsend Traffic Survey
Site: B - R131 Sean Moore Road
Start Date: 01/10/2018

7 Day Avg | Combined

		Combined											
		Classes											
	Total	1	2	3	4	5	6	7	8	9	10	11	12
7 Day Avg													
00:00	41	0	36	0	3	0	0	0	0	0	0	0	0
00:15	38	1	34	0	3	0	0	0	0	0	0	0	0
00:30	30	1	27	0	2	0	0	0	0	0	0	0	0
00:45	23	0	21	0	1	0	0	0	0	0	0	0	0
01:00	18	0	16	0	1	0	0	0	0	0	0	0	0
01:15	21	0	19	0	1	0	0	0	0	0	0	0	0
01:30	14	0	12	0	1	0	0	0	0	0	0	0	0
01:45	15	0	14	0	1	0	0	0	0	0	0	0	0
02:00	12	0	11	0	1	0	0	0	0	0	0	0	0
02:15	9	0	8	0	1	0	0	0	0	0	0	0	0
02:30	7	0	6	0	1	0	0	0	0	0	0	0	0
02:45	9	1	6	0	1	0	0	0	0	0	0	0	0
03:00	7	1	4	0	1	0	0	0	0	0	0	0	0
03:15	7	0	6	0	1	0	0	0	0	0	1	0	0
03:30	6	0	4	0	1	0	0	0	0	0	0	0	0
03:45	10	0	8	0	1	0	0	0	0	0	0	0	0
04:00	13	0	10	0	2	0	0	0	1	0	0	0	0
04:15	16	1	14	0	1	0	0	0	0	0	0	0	0
04:30	27	1	21	0	4	0	0	0	0	0	0	0	0
04:45	32	0	27	0	3	0	0	0	0	1	0	0	0
05:00	46	2	37	0	4	1	0	0	1	0	1	0	0
05:15	49	2	39	0	6	1	1	0	1	0	1	0	0
05:30	56	2	43	0	8	0	0	0	1	1	1	0	0
05:45	68	1	50	0	13	1	1	0	0	1	1	0	0
06:00	72	2	57	0	8	1	1	0	1	2	1	0	0
06:15	114	4	87	0	16	2	1	0	0	2	2	0	0
06:30	156	5	128	1	16	1	1	0	1	2	2	0	0
06:45	242	6	201	2	26	2	1	0	1	0	3	0	0
07:00	254	5	216	3	24	1	3	0	0	1	1	0	0
07:15	323	5	282	2	28	2	2	0	1	0	1	0	0
07:30	324	5	287	2	23	2	1	0	0	0	1	0	0
07:45	340	5	305	2	21	1	3	0	1	0	1	0	0
08:00	337	7	298	2	24	2	2	0	1	1	1	0	0
08:15	327	6	291	2	20	1	3	1	1	0	0	0	0
08:30	323	7	290	2	19	2	1	1	0	0	1	0	0
08:45	331	6	294	3	21	1	2	1	0	0	1	0	0
09:00	323	9	281	4	24	2	2	0	1	0	1	0	0
09:15	336	7	294	3	27	1	2	0	1	0	1	0	0
09:30	343	4	307	2	23	1	3	0	0	0	1	0	0
09:45	312	4	276	2	24	1	4	0	0	0	0	0	0
10:00	303	4	264	2	26	1	3	0	0	0	1	0	0
10:15	304	1	265	2	30	1	2	0	0	1	0	0	0
10:30	290	3	252	2	27	1	5	0	0	0	0	0	0
10:45	272	3	235	2	26	1	3	0	0	0	1	0	0
11:00	272	4	231	2	29	1	3	0	1	0	1	0	0
11:15	260	3	226	2	25	1	3	0	0	0	0	0	0
11:30	289	4	249	3	28	1	3	0	1	1	1	0	0
11:45	287	4	248	2	28	1	3	0	1	0	1	0	0

12:00	292	4	250	3	29	2	3	0	0	0	1	0	0
12:15	281	3	248	2	23	1	3	0	1	0	0	0	0
12:30	321	3	281	2	29	2	3	0	1	0	1	0	0
12:45	307	3	273	3	24	1	2	0	1	1	1	0	0
13:00	308	5	271	2	25	1	3	0	0	0	0	0	0
13:15	324	3	291	2	22	1	1	1	2	0	1	0	0
13:30	315	3	281	3	24	1	2	0	1	0	1	0	0
13:45	298	3	265	2	22	1	3	0	0	0	1	0	0
14:00	305	3	274	2	22	0	2	0	1	0	0	0	0
14:15	297	2	271	2	18	1	2	0	0	0	0	0	0
14:30	300	2	269	3	21	2	3	0	1	0	0	0	0
14:45	306	2	272	2	24	1	3	0	1	0	0	0	0
15:00	319	5	281	2	26	1	3	0	0	0	1	0	0
15:15	316	2	287	2	20	0	3	0	0	0	0	0	0
15:30	329	3	297	3	23	0	2	0	0	0	0	0	0
15:45	305	4	276	2	19	1	2	1	0	0	1	0	0
16:00	349	4	318	2	20	1	2	0	0	0	1	0	0
16:15	337	6	304	3	18	1	2	1	0	0	1	0	0
16:30	330	6	300	2	16	1	2	0	0	0	1	0	0
16:45	319	6	293	3	12	2	2	1	1	0	1	0	0
17:00	281	6	258	2	10	1	2	0	0	0	1	0	0
17:15	303	7	280	3	9	2	1	0	0	0	0	0	0
17:30	320	8	296	3	9	1	2	0	0	0	0	0	0
17:45	326	9	298	3	12	1	2	0	0	0	0	0	0
18:00	323	6	300	3	10	1	1	0	0	0	1	0	0
18:15	331	6	307	2	12	0	1	0	0	0	0	0	0
18:30	279	6	255	3	13	0	1	0	0	0	0	0	0
18:45	283	4	265	2	10	0	1	0	0	1	0	0	0
19:00	262	4	245	1	10	0	1	0	0	0	0	0	0
19:15	248	4	229	1	10	1	1	0	0	0	0	0	0
19:30	216	3	201	0	9	0	0	0	0	0	1	0	0
19:45	201	4	186	0	9	1	1	0	0	0	0	0	0
20:00	192	2	180	1	8	0	0	0	0	0	1	0	0
20:15	189	2	177	1	7	1	0	0	0	0	0	0	0
20:30	165	1	154	1	7	0	0	0	1	0	0	0	0
20:45	136	2	127	0	5	0	0	0	0	0	0	0	0
21:00	127	3	117	0	6	0	0	0	1	0	0	0	0
21:15	121	3	112	0	5	0	0	0	0	0	0	0	0
21:30	103	2	95	0	4	1	0	0	0	0	1	0	0
21:45	93	1	87	0	4	1	0	0	0	0	0	0	0
22:00	95	1	89	0	3	0	0	0	1	0	1	0	0
22:15	93	1	88	0	3	0	0	0	0	0	0	0	0
22:30	76	1	73	0	2	0	0	0	0	0	0	0	0
22:45	71	0	67	0	3	0	0	0	0	0	0	0	0
23:00	66	1	62	0	2	0	0	0	0	0	0	0	0
23:15	56	1	52	0	2	0	0	0	0	0	1	0	0
23:30	50	0	47	0	3	0	0	0	0	0	0	0	0
23:45	51	0	46	0	4	0	0	0	1	0	0	0	0
07-19	14853	218	13255	110	1017	52	113	14	25	13	28	3	4
06-22	17488	265	15637	119	1167	62	122	15	32	22	40	3	5
06-00	18046	271	16160	120	1189	64	122	15	34	22	41	3	5
00-00	18621	285	16633	120	1250	68	124	15	41	28	49	3	5

ARX Classification Scheme					
Class No.	No. Axles	Axle Groups	Description	Aggregate	Vehicle Example
1	2	1 or 2	Very Short - Bicycle or Motorcycle	Light	
2	2	1 or 2	Short - Car, 4WD or Light Van		
3	3/4/5	3	Short Towing - Trailer, Caravan etc.		
4	2	2	2-Axle Truck or Bus	Medium	
5	3	2	3-Axle Truck or Bus		
6	>3	2	4-Axle Truck		
7	3	3	3-Axle Articulated Vehicle or Rigid Vehicle & Trailer	Heavy	
8	4	>2	4-Axle Articulated Vehicle or Rigid Vehicle & Trailer		
9	5	>2	5-Axle Articulated Vehicle or Rigid Vehicle & Trailer		
10	>=6	>2	6 (or more) Axle Articulated Vehicle or Rigid Vehicle & Trailer		
11	>6	4	B-Double or Heavy Truck & Trailer		
12	>6	>=5	Double or Triple Heavy Truck & 2 (or more) Trailers		

Traffic and Data Services

Eastbound						
Day	PC/MC	CAR	LGV & PSV 2Axle	OGV1 & PSV 3 Axle	OGV2	Total
Monday	182	7768	657	54	154	8815
Tuesday	173	8163	728	40	172	9276
Wednesday	206	8425	674	36	169	9510
Thursday	191	8677	683	36	164	9751
Friday	170	8410	676	44	143	9443
Saturday	128	7364	379	20	75	7966
Sunday	108	6732	233	16	52	7141
5day	184	8289	684	42	160	9359
7day	165	7934	576	35	133	8843

7day

Client: AECOM
Project: 3374-IRE Ringsend Traffic Survey
Site: B - R131 Sean Moore Road
Start Date: 01/10/2018

Westbound						
Day	PC/MC	CAR	LGV & PSV 2Axle	OGV1 & PSV 3 Axle	OGV2	Total
Monday	146	8805	780	36	170	9937
Tuesday	158	9141	845	42	173	10359
Wednesday	153	9729	823	46	191	10942
Thursday	130	9626	778	28	157	10719
Friday	125	9165	820	41	145	10296
Saturday	74	8164	438	24	67	8767
Sunday	53	7103	238	15	19	7428
5day	142	9293	809	39	167	10451
7day	120	8819	675	33	132	9778

Combined						
Day	PC/MC	CAR	LGV & PSV 2Axle	OGV1 & PSV 3 Axle	OGV2	Total
Monday	328	16573	1437	90	324	18752
Tuesday	331	17304	1573	82	345	19635
Wednesday	359	18154	1497	82	360	20452
Thursday	321	18303	1461	64	321	20470
Friday	295	17575	1496	85	288	19739
Saturday	202	15528	817	44	142	16733
Sunday	161	13835	471	31	71	14569
5day	327	17582	1493	81	328	19810
7day	285	16753	1250	68	264	18621

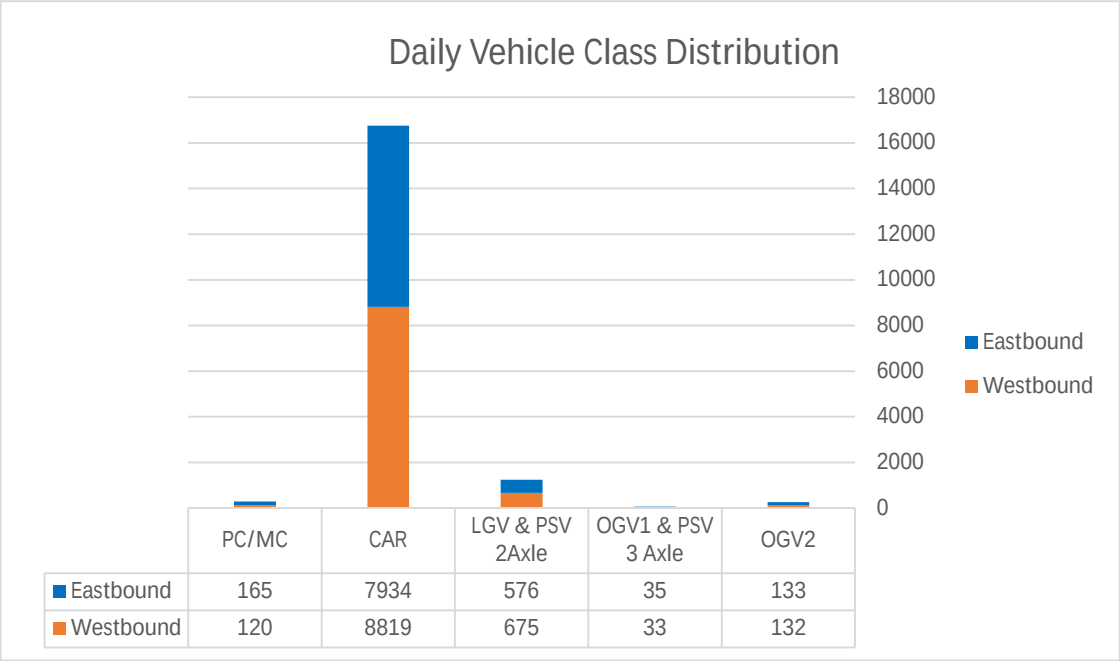

Tracsis plc

7 Day Avg | Combined

Client: AECOM
Project: 3374-IRE Ringsend Traffic Survey
Site: B - R131 Sean Moore Road
Start Date: 01/10/2018

7 Day Avg Time	Total	0-10	10-15	15-20	20-25	25-30	30-35	35-40	40-45	45-50	50-55	55-60	60-65	65-70	70-75	75-80	80-85	85-90	90-95	95-100	100+
00:00	132	0	0	0	0	1	9	33	48	27	11	2	0	0	0	0	0	0	0	0	0
01:00	68	0	0	0	0	2	4	14	20	20	5	2	1	0	0	0	0	0	0	0	0
02:00	88	0	0	0	0	1	3	9	10	10	4	1	0	0	0	0	0	0	0	0	0
03:00	29	0	0	0	0	1	2	7	8	7	3	1	0	0	0	0	0	0	0	0	0
04:00	89	0	0	0	1	1	7	23	31	17	7	2	0	0	0	0	0	0	0	0	0
05:00	219	0	0	0	2	6	24	58	64	44	15	5	1	0	0	0	0	0	0	0	0
06:00	583	0	1	5	10	28	92	171	163	82	24	6	1	0	0	0	0	0	0	0	0
07:00	1240	3	15	52	67	122	273	371	239	72	19	4	1	0	0	0	0	0	0	0	1
08:00	1319	11	74	128	132	176	270	279	169	59	14	3	1	1	0	0	0	0	0	0	1
09:00	1314	2	12	36	69	126	253	368	311	111	20	3	2	0	1	0	0	0	0	0	1
10:00	1168	1	7	16	48	107	224	327	282	123	27	5	1	0	0	0	0	0	0	0	0
11:00	1108	1	7	19	41	88	211	309	279	123	25	4	1	0	0	0	1	0	0	0	0
12:00	1202	2	7	23	57	110	239	331	279	122	25	5	1	0	0	0	0	0	0	0	0
13:00	1244	1	7	25	62	99	243	345	306	124	24	5	2	1	0	0	0	0	0	0	0
14:00	1208	2	10	30	55	116	238	326	286	116	24	4	1	0	0	0	0	0	0	0	0
15:00	1269	7	34	63	84	110	224	314	291	114	24	3	1	0	0	0	0	0	0	0	0
16:00	1335	10	69	122	108	116	198	295	290	103	18	3	0	0	0	0	0	0	0	0	0
17:00	1230	13	73	108	99	105	170	288	257	91	21	3	0	0	0	0	0	0	0	0	0
18:00	1215	1	3	11	31	90	252	372	325	105	22	3	1	0	0	0	0	0	0	0	0
19:00	927	0	1	5	17	55	176	285	263	102	20	3	1	0	0	0	0	0	0	0	0
20:00	682	1	1	8	20	42	122	196	184	81	22	3	0	0	0	0	0	0	0	0	0
21:00	444	1	4	5	5	15	62	130	128	67	20	3	1	0	0	0	0	0	0	0	0
22:00	335	0	0	1	1	7	42	93	102	65	17	4	1	0	0	0	0	0	0	0	0
23:00	223	0	0	0	1	4	22	59	74	43	15	4	1	0	0	0	0	0	0	0	0
07-19	14853	56	318	632	854	1365	2795	3926	3313	1264	262	44	11	3	2	0	1	0	1	0	4
06-22	17488	58	326	655	907	1505	3247	4707	4050	1597	348	60	14	4	2	0	1	0	1	0	4
06-00	18046	58	326	656	909	1517	3310	4860	4227	1705	380	68	16	5	2	0	1	0	1	0	4
00-00	18621	58	326	656	912	1530	3359	5004	4408	1829	424	81	19	5	2	0	1	0	1	0	4

50		57		65				
>PSL	%	ACPO	%	DFT	%	Avg	85th	95th
13	10%	1	1%	0	0%	42.5	48.4	52.3
8	11%	2	2%	0	0%	43.2	48.9	53.6
5	13%	1	2%	0	0%	43.1	49.5	54.5
4	14%	1	3%	0	0%	42.7	49.5	54.5
10	11%	2	2%	0	0%	42.3	48.7	52.7
22	10%	3	1%	0	0%	41.6	48.2	52.8
32	5%	4	1%	0	0%	39.5	46.1	50.3
25	2%	4	0%	2	0%	35.4	42.7	46.7
20	2%	4	0%	2	0%	31.5	41.2	45.7
26	2%	4	0%	2	0%	36.4	43.7	47.1
33	3%	2	0%	0	0%	37.3	44.5	48.2
32	3%	5	0%	2	0%	37.6	44.7	48.4
31	3%	3	0%	0	0%	36.9	44.3	48.0
31	3%	4	0%	1	0%	37.1	44.3	48.1
29	2%	2	0%	0	0%	36.7	44.1	47.9
28	2%	3	0%	1	0%	35.3	43.9	47.7
22	2%	2	0%	0	0%	33.4	43.4	47.0
25	2%	2	0%	1	0%	33.3	43.3	47.0
26	2%	3	0%	1	0%	37.7	44.0	47.5
23	3%	2	0%	0	0%	38.5	44.7	48.1
26	4%	2	0%	0	0%	38.4	45.2	49.1
25	6%	3	1%	0	0%	39.6	46.4	50.5
23	7%	4	1%	1	0%	41.2	47.5	51.2
19	9%	3	1%	1	0%	41.8	47.9	52.5
329	2%	39	0%	12	0%	35.6	43.3	47.5
435	2%	50	0%	13	0%	36.1	44.0	47.8
446	2%	53	0%	14	0%	36.3	44.0	48.0
539	3%	66	0%	15	0%	36.5	44.4	48.2

Abbreviations	
PSL	Posted Speed Limit
ACPO	Association of Chief Police Officers (Used to display the speed limit the police will generally enforce, 110% of PSL +2mph)
DFT	Department for Transport (Used to display a speed statistic used by the government looking at vehicles travelling over 15mph above the PSL)

Tracsis plc
Traffic and Data Services

Client:
Project:
Site:
Start Date:

Eastbound						
Day	Avg	85th	95th	% >PSL	% >ACPO	%>DFT
Monday	33.1	40.7	44.7	0.9%	0.1%	0.0%
Tuesday	32.7	40.2	44.2	0.9%	0.2%	0.1%
Wednesday	32	39.8	43.9	0.7%	0.1%	0.1%
Thursday	32.4	39.7	43.6	0.6%	0.1%	0.1%
Friday	31.7	39.9	44	0.8%	0.1%	0.1%
Saturday	35.2	41.2	44.9	0.9%	0.2%	0.1%
Sunday	35.7	41.5	45.3	1.0%	0.1%	0.0%
5day	32.4	40.1	44.1	0.8%	0.1%	0.1%
7day	33.1	40.4	44.4	0.8%	0.1%	0.1%

Combined

7day

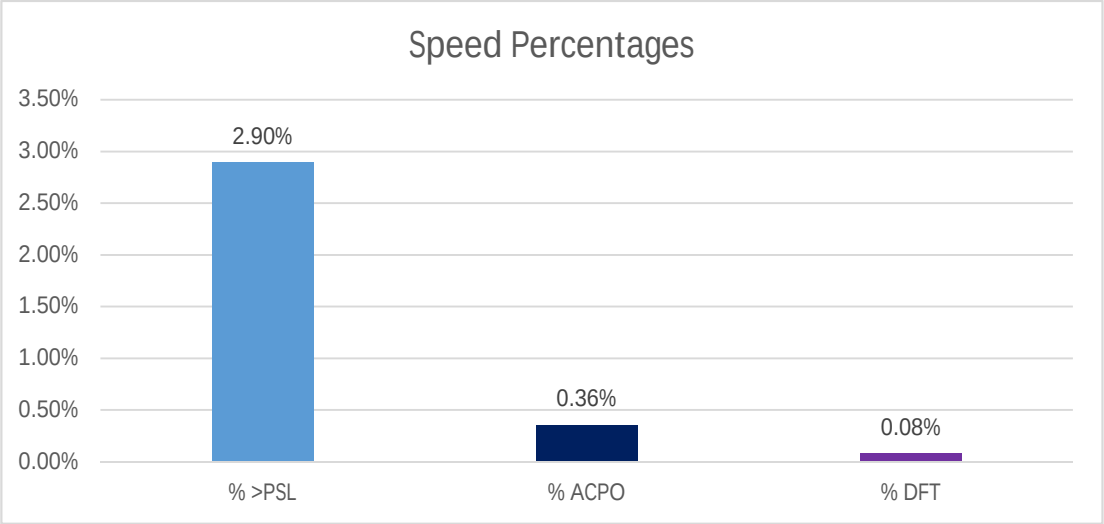

AECOM
3374-IRE Ringsend Traffic Survey
B - R131 Sean Moore Road
01/10/2018

Westbound						
Day	Avg	85th	95th	% >PSL	% >ACPO	%>DFT
Monday	39.7	46.3	50	5.0%	0.6%	0.1%
Tuesday	39.3	46.1	49.9	4.8%	0.6%	0.1%
Wednesday	38.2	45	48.7	3.5%	0.4%	0.1%
Thursday	38.6	45.5	49.3	4.0%	0.4%	0.1%
Friday	39.6	46.2	49.8	4.7%	0.5%	0.0%
Saturday	39.9	46.8	50.3	5.6%	0.6%	0.1%
Sunday	42	47.4	51	6.6%	0.9%	0.2%
5day	39.1	45.8	49.6	4.4%	0.5%	0.1%
7day	39.5	46.2	49.9	4.8%	0.6%	0.1%

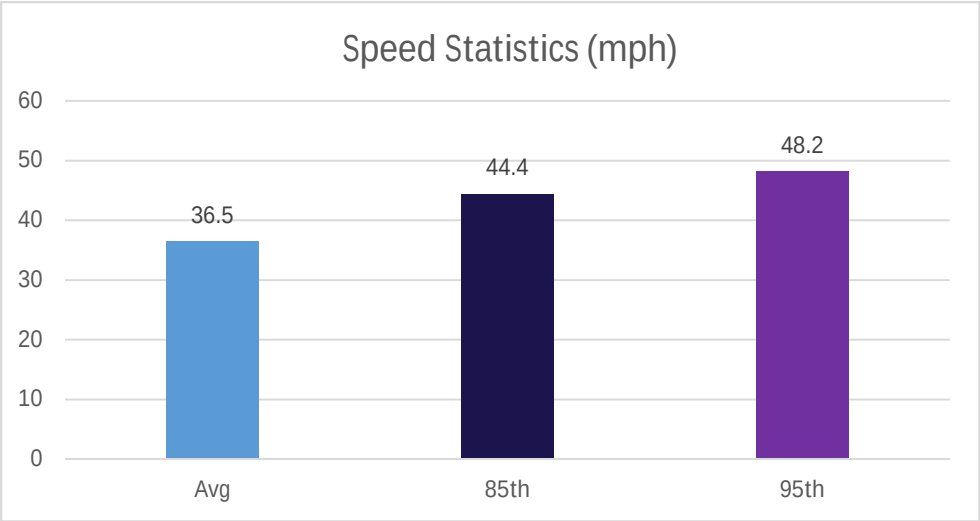

Combined						
Day	Avg	85th	95th	% >PSL	% >ACPO	%>DFT
Monday	36.6	44.5	48.5	3.0%	0.4%	0.1%
Tuesday	36.2	44.2	48.3	3.0%	0.4%	0.1%
Wednesday	35.3	43.4	47.3	2.2%	0.3%	0.1%
Thursday	35.7	43.7	47.6	2.4%	0.3%	0.1%
Friday	35.8	44.3	48.1	2.8%	0.3%	0.1%
Saturday	37.7	45.1	48.8	3.4%	0.4%	0.1%
Sunday	38.9	45.6	49.2	3.8%	0.5%	0.1%
5day	35.9	44	48	2.7%	0.3%	0.1%
7day	36.5	44.4	48.2	2.9%	0.4%	0.1%

Abbreviations	
PSL	Posted Speed Limit
ACPO	Association of Chief Police Officers (Used to display the speed limit the police will generally enforce, 110% of PSL +2mph)
DFT	Department for Transport (Used to display a speed statistic used by the government looking at vehicles travelling over 15mph above the PSL)